

CIRCUITO DE NAVARRA 3.933 m.

PRE MOTO 3 ESBK - CTO. ESPAÑA DE VELOCIDAD ENT. CRONOMETRADO

Clasificación

Nº	Piloto	Nac	Equipo	Moto	Neum. Cl.	Tiempo	Vlt.	Total	Dif.	Km/h
1	45 ALEX LONGARELA	ESP	IGAXTEAM	BEON	Dunlop	1:49.995	13	13	-	128.7
2	70 IAROSLAV KARPUSHIN	EST	FRANCO RACING VHC TEAM LIQUI MOLY	BEON	Dunlop	1:50.828	10	11	+0.833	127.8
3	46 ALVARO LUCAS	ESP	MRE TALENT	BEON	Dunlop	1:50.918	13	13	+0.923	127.7
4	71 CARLOS CANO	ESP	QRG MOTOR RACING	BEON	Dunlop	1:51.193	10	13	+1.198	127.3
5	5 IGNACIO GALAN	ESP	TEAM IMPALA HONDA	BEON	Dunlop	1:51.194	6	12	+1.199	127.3
6	77 KERMAN DAVID MARTINEZ	VEN	CUNA DE CAMPEONES	MIR RACING	Dunlop	1:51.352	10	12	+1.357	127.2
7	4 FRANCISCO JAVIER PALOME	ESP	MRE TALENT	BEON	Dunlop	1:51.458	10	13	+1.463	127.0
8	32 MARCOS LUDENA	ESP	ALM RACING	BEON	Dunlop	1:51.775	6	13	+1.780	126.7
9	34 JACOBO HINOJOSA	ESP	QRG MOTOR RACING	BEON	Dunlop	1:51.804	8	13	+1.809	126.6
10	55 MICHAEL LOUIE SANCHEZ	USA	MRE TALENT	BEON	Dunlop	1:52.047	8	10	+2.052	126.4
11	9 ELLIOT KASSIGIAN	FRA	MECAPROJETS TEAM	ERDOG	Dunlop	1:52.079	10	12	+2.084	126.3
12	69 FERNANDO BUJOSA	ESP	FRANCO RACING VHC TEAM LIQUI MOLY	BEON	Dunlop	1:52.152	9	12	+2.157	126.2
13	8 NIKOLA MIROSLAVOV	BGR	METMOTO RINGRACING 16	BEON	Dunlop	1:52.683	11	12	+2.688	125.7
14	76 IZAN IBAÑEZ	ESP	BULTACO RACING	BULTACO	Dunlop	1:52.835	11	12	+2.840	125.5
15	11 OLIVER CANTOS	ESP	ALMA RACING TEAM	BEON	Dunlop	1:52.879	11	13	+2.884	125.4
16	78 HENRI MIGNOT	FRA	BRS - BRECHON RACING SCHOOL	BEON	Dunlop	1:53.057	4	7	+3.062	125.2
17	98 MIKA SIEBRATH	GER	SUPERHUGO 44 TEAM	MIR RACING	Dunlop	1:53.158	8	10	+3.163	125.1
18	18 MATHIAS TAMBURINI	ITA	IGAXTEAM	BEON	Dunlop	1:53.257	4	9	+3.262	125.0
19	17 ENZO DUPUIS	FRA	BRS - BRECHON RACING SCHOOL	BEON	Dunlop	1:53.292	11	13	+3.297	125.0
20	35 MIGUEL BERNAL	ESP	TEAM ANDIFER-MDR	BEON	Dunlop	1:53.489	8	12	+3.494	124.8
21	15 MARTIM MARCO RAMOS	PRT	H43 TEAM NOBBY	BEON	Dunlop	1:53.530	8	11	+3.535	124.7
22	44 MARK PEREZ	ESP	FAU55 RACING - FAMILY CASH	BEON	Dunlop	1:53.642	9	12	+3.647	124.6
23	84 LORENZO GUYAU	FRA	JEG RACING	BEON	Dunlop	1:53.735	5	13	+3.740	124.5
24	10 AFONSO DUARTE	PRT	MIGUEL OLIVEIRA RACING TEAM	BEON	Dunlop	1:53.737	6	10	+3.742	124.5
25	54 QUENTIN GODEFROY	FRA	ERDOG - STORM RACING	ERDOG	Dunlop	1:53.939	10	10	+3.944	124.3
26	30 JEAN KENTO TURNER	JPN	MIGUEL OLIVEIRA RACING TEAM	BEON	Dunlop	1:53.954	6	11	+3.959	124.3
27	26 REMY SANJUAN	FRA	MÉCAPROJETS TEAM ADO	BEON	Dunlop	1:53.958	3	5	+3.963	124.2
28	7 DAVID JIMENEZ	ESP	MDR COMPETICIÓN	BEON	Dunlop	1:54.543	4	4	+4.548	123.6
29	29 RANDY TRUCHOT	FRA	BS RACING TEAM	BEON	Dunlop	1:55.192	10	12	+5.197	122.9
30	33 LUCAS BOYER	FRA	BS RACING	BEON	Dunlop	1:59.407	10	10	+9.412	118.6

■ Tiempo máx: 2:03.194

43 LUIS MIGUEL LOPEZ ESP MIR RACING MIR RACING Dunlop 2:07.637 4 4 110.9

Vuelta rápida: Vlt. 13 ALEX LONGARELA 1:49.995 128.7 Km/h

Hora de publicación:

Estado de pista: **SECO**

Race Director: Maximo Guerrero	Timekeeper: Juan Carlos Jodra
--	---





CIRCUITO DE NAVARRA 3.933 m.

Clasificación por Clase


Nº Piloto	Nac	Equipo	Moto	Tiempo	Vlt. Total	Dif.	Km/h
-----------	-----	--------	------	--------	------------	------	------

Hora de publicación:

Estado de pista: XXXXXXXXXX

<p>Race Director: Maximo Guerrero</p>	<p>Timekeeper: Juan Carlos Jodra</p>
--	---





PRE MOTO 3

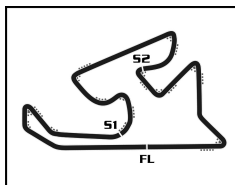
ESBK - CTO. ESPAÑA DE VELOCIDAD

ENT. CRONOMETRADO

Mejores tiempos de sector

Sector 1			Sector 2		Sector 3		Pos	Nº Piloto	Vuelta Ideal	Mejor Vuelta
Pos	Nº Piloto	Tiempo	Nº Piloto	Tiempo	Nº Piloto	Tiempo				
1	45 A.LONGARELA	29.752	45 A.LONGARELA	40.241	45 A.LONGARELA	39.869	1	45 A.LONGARELA	1:49.862	1:49.995 (1)
2	46 A.LUCAS	29.833	70 I.KARPUSHIN	40.516	5 I.GALAN	40.254	2	70 I.KARPUSHIN	1:50.798	1:50.828 (2)
3	70 I.KARPUSHIN	29.860	5 I.GALAN	40.533	4 F.PALOMERA	40.380	3	46 A.LUCAS	1:50.820	1:50.918 (3)
4	71 C.CANO	29.899	77 K.MARTINEZ	40.558	71 C.CANO	40.412	4	5 I.GALAN	1:50.900	1:51.194 (5)
5	77 K.MARTINEZ	29.916	46 A.LUCAS	40.567	46 A.LUCAS	40.420	5	77 K.MARTINEZ	1:50.926	1:51.352 (6)
6	4 F.PALOMERA	29.990	71 C.CANO	40.662	70 I.KARPUSHIN	40.422	6	71 C.CANO	1:50.973	1:51.193 (4)
7	5 I.GALAN	30.113	69 F.BUJOSA	40.663	32 M.LUDEÑA	40.439	7	4 F.PALOMERA	1:51.336	1:51.458 (7)
8	55 M.SANCHEZ	30.118	9 E.KASSIGIAN	40.780	77 K.MARTINEZ	40.452	8	32 M.LUDEÑA	1:51.449	1:51.775 (8)
9	34 J.HINOJOSA	30.162	55 M.SANCHEZ	40.807	34 J.HINOJOSA	40.626	9	55 M.SANCHEZ	1:51.599	1:52.047 (10)
10	32 M.LUDEÑA	30.187	32 M.LUDEÑA	40.823	55 M.SANCHEZ	40.674	10	34 J.HINOJOSA	1:51.710	1:51.804 (9)
11	11 O.CANTOS	30.222	34 J.HINOJOSA	40.922	9 E.KASSIGIAN	40.760	11	69 F.BUJOSA	1:51.853	1:52.152 (12)
12	78 H.MIGNOT	30.390	4 F.PALOMERA	40.966	69 F.BUJOSA	40.792	12	9 E.KASSIGIAN	1:52.067	1:52.079 (11)
13	69 F.BUJOSA	30.398	8 N.MIROSLAVOV	41.127	76 I.IBAÑEZ	40.897	13	11 O.CANTOS	1:52.567	1:52.879 (15)
14	18 M.TAMBURINI	30.444	11 O.CANTOS	41.188	18 M.TAMBURINI	40.968	14	8 N.MIROSLAVOV	1:52.683	1:52.683 (13)
15	10 A.DUARTE	30.512	76 I.IBAÑEZ	41.200	8 N.MIROSLAVOV	40.994	15	76 I.IBAÑEZ	1:52.835	1:52.835 (14)
16	9 E.KASSIGIAN	30.527	15 M.RAMOS	41.272	15 M.RAMOS	41.075	16	78 H.MIGNOT	1:52.974	1:53.057 (16)
17	8 N.MIROSLAVOV	30.562	98 M.SIEBDRATH	41.292	78 H.MIGNOT	41.119	17	98 M.SIEBDRATH	1:53.084	1:53.158 (17)
18	17 E.DUPOUIS	30.594	44 M.PEREZ	41.389	17 E.DUPOUIS	41.131	18	18 M.TAMBURINI	1:53.098	1:53.257 (18)
19	98 M.SIEBDRATH	30.619	78 H.MIGNOT	41.465	11 O.CANTOS	41.157	19	17 E.DUPOUIS	1:53.222	1:53.292 (19)
20	30 J.TURNER	30.643	84 L.GUYAU	41.467	35 M.BERNAL	41.159	20	15 M.RAMOS	1:53.278	1:53.530 (21)
21	26 R.SANJUAN	30.689	35 M.BERNAL	41.489	98 M.SIEBDRATH	41.173	21	35 M.BERNAL	1:53.400	1:53.489 (20)
22	76 I.IBAÑEZ	30.738	17 E.DUPOUIS	41.497	44 M.PEREZ	41.187	22	44 M.PEREZ	1:53.435	1:53.642 (22)
23	35 M.BERNAL	30.752	10 A.DUARTE	41.657	7 D.JIMENEZ	41.207	23	84 L.GUYAU	1:53.499	1:53.735 (23)
24	84 L.GUYAU	30.812	30 J.TURNER	41.684	84 L.GUYAU	41.220	24	10 A.DUARTE	1:53.511	1:53.737 (24)
25	44 M.PEREZ	30.859	18 M.TAMBURINI	41.686	26 R.SANJUAN	41.250	25	26 R.SANJUAN	1:53.738	1:53.958 (27)
26	15 M.RAMOS	30.931	26 R.SANJUAN	41.799	10 A.DUARTE	41.342	26	30 J.TURNER	1:53.811	1:53.954 (26)
27	29 R.TRUCHOT	31.072	7 D.JIMENEZ	41.993	30 J.TURNER	41.484	27	7 D.JIMENEZ	1:54.543	1:54.543 (28)
28	7 D.JIMENEZ	31.343	29 R.TRUCHOT	42.094	29 R.TRUCHOT	41.996	28	29 R.TRUCHOT	1:55.162	1:55.192 (29)
29	33 L.BOYER	32.393	43 L.LOPEZ	43.146	43 L.LOPEZ	42.298	29	33 L.BOYER	1:59.392	1:59.407 (30)
30	43 L.LOPEZ	40.143	33 L.BOYER	44.217	33 L.BOYER	42.782	30	43 L.LOPEZ	2:05.587	2:07.637 (31)





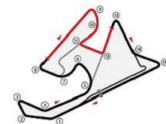
CIRCUITO DE NAVARRA 3.933 m.

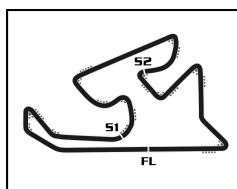
PRE MOTO 3

ESBK - CTO. ESPAÑA DE VELOCIDAD
Después de ENT. CRONOMETRADO

Velocidad máxima del evento

Nº Piloto	Equipo	Moto	Clase	V.Max	Vit.	Sesión
61 B. URIARTE				220.4	7	ENT. LIBRES 2
4 FRANCISCO JAVIER PALOMERA	MRE TALENT	BEON		208.5	10	ENT. CRONOMETRADO
55 MICHAEL LOUIE SANCHEZ	MRE TALENT	BEON		208.5	7	ENT. CRONOMETRADO
18 MATHIAS TAMBURINI	IGAXTEAM	BEON		208.1	5	ENT. CRONOMETRADO
70 IAROSLAV KARPUSHIN	FRANDO RACING VHC TEAM LIQUI MOLY	BEON		207.7	9	ENT. CRONOMETRADO
46 ALVARO LUCAS	MRE TALENT	BEON		206.9	10	ENT. LIBRES 2
26 REMY SANJUAN	MÉCAPROJETS TEAM ADO	BEON		206.5	6	ENT. CRONOMETRADO
11 OLIVER CANTOS	ALMA RACING TEAM	BEON		206.1	7	ENT. LIBRES 2
32 MARCOS LUDEÑA	ALM RACING	BEON		206.1	12	ENT. CRONOMETRADO
34 JACOBO HINOJOSA	QRG MOTOR RACING	BEON		205.3	12	ENT. CRONOMETRADO
71 CARLOS CANO	QRG MOTOR RACING			205.3	8	ENT. LIBRES 2
45 ALEX LONGARELA	IGAXTEAM	BEON		204.9	6	ENT. CRONOMETRADO
8 NIKOLA MIROSLAVOV	METMOTO RINGRACING 16	BEON		204.9	3	ENT. CRONOMETRADO
15 MARTIM MARCO RAMOS	H43 TEAM NOBBY	BEON		204.5	11	ENT. CRONOMETRADO
78 HENRI MIGNOT	BRS - BRECHON RACING SCHOOL	BEON		204.2	3	ENT. CRONOMETRADO
30 JEAN KENTO TURNER	MIGUEL OLIVEIRA RACING TEAM	BEON		203.8	2	ENT. LIBRES 2
77 KERMAN DAVID MARTINEZ	CUNA DE CAMPEONES	MIR RACING		203.8	9	ENT. CRONOMETRADO
7 DAVID JIMENEZ	MDR COMPETICIÓN	BEON		203.0	8	ENT. LIBRES 2
98 MIKA SIEBRATH	SUPERHUGO 44 TEAM	MIR RACING		203.0	4	ENT. LIBRES 2
44 MARK PEREZ	FAU55 RACING - FAMILY CASH	BEON		202.2	8	ENT. CRONOMETRADO
5 IGNACIO GALAN	TEAM IMPALA HONDA	BEON		202.2	2	ENT. CRONOMETRADO
84 LORENZO GUYAU	JEG RACING	BEON		202.2	2	ENT. LIBRES 2
29 RANDY TRUCHOT	BS RACING TEAM	BEON		201.9	7	ENT. LIBRES 2
10 AFONSO DUARTE	MIGUEL OLIVEIRA RACING TEAM	BEON		201.5	4	ENT. LIBRES 2
43 LUIS MIGUEL LOPEZ	MIR RACING	MIR RACING		201.5	2	ENT. LIBRES 2
9 ELLIOT KASSIGIAN	MÉCAPROJETS TEAM	ERDOG		201.5	12	ENT. CRONOMETRADO
17 ENZO DUPUIS	BRS - BRECHON RACING SCHOOL	BEON		200.7	3	ENT. CRONOMETRADO
69 FERNANDO BUJOSA	FRANDO RACING VHC TEAM LIQUI MOLY	BEON		200.4	6	ENT. LIBRES 2
76 IZAN IBAÑEZ	BULTACO RACING	BULTACO		200.0	11	ENT. CRONOMETRADO
33 LUCAS BOYER	BS RACING	BEON		196.7	4	ENT. LIBRES 2
35 MIGUEL BERNAL	TEAM ANDIFER-MDR	BEON		196.7	2	ENT. CRONOMETRADO
54 QUENTIN GODEFROY	ERDOG - STORM RACING	ERDOG		196.7	9	ENT. LIBRES 2





CIRCUITO DE NAVARRA 3.933 m.

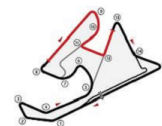
PRE MOTO 3


ESBK - CTO. ESPAÑA DE VELOCIDAD

ENT. CRONOMETRADO

Secuencia de vueltas rápidas

T. Sesión	Nº Piloto	Equipo	Moto	Clase	Tiempo	Km/h	Vlt.
4:02.956	84 LORENZO GUYAU	JEG RACING	BEON		1:55.142	123.0	2
4:03.312	44 MARK PEREZ	FAU55 RACING - FAMILY CASH	BEON		1:54.900	123.2	2
4:07.256	15 MARTIN MARCO RAMOS	H43 TEAM NOBBY	BEON		1:54.788	123.3	2
4:07.530	77 KERMAN DAVID MARTINEZ	CUNA DE CAMPEONES	MIR RACING		1:54.338	123.8	2
4:08.333	32 MARCOS LUDEÑA	ALM RACING	BEON		1:53.666	124.6	2
4:17.287	5 IGNACIO GALAN	TEAM IMPALA HONDA	BEON		1:53.533	124.7	2
4:52.351	70 IAROSLAV KARPUSHIN	FRANDO RACING VHC TEAM LIQUI MOLY	BEON		1:52.597	125.7	2
5:15.384	45 ALEX LONGARELA	IGAXTEAM	BEON		1:52.489	125.9	2
5:59.985	77 KERMAN DAVID MARTINEZ	CUNA DE CAMPEONES	MIR RACING		1:52.455	125.9	3
6:28.504	46 ALVARO LUCAS	MRE TALENT	BEON		1:52.235	126.2	3
7:06.627	45 ALEX LONGARELA	IGAXTEAM	BEON		1:51.243	127.3	3
8:57.359	45 ALEX LONGARELA	IGAXTEAM	BEON		1:50.732	127.9	4
14:30.163	45 ALEX LONGARELA	IGAXTEAM	BEON		1:50.384	128.3	7
18:10.927	45 ALEX LONGARELA	IGAXTEAM	BEON		1:50.376	128.3	9
20:01.293	45 ALEX LONGARELA	IGAXTEAM	BEON		1:50.366	128.3	10
21:51.463	45 ALEX LONGARELA	IGAXTEAM	BEON		1:50.170	128.5	11
23:41.562	45 ALEX LONGARELA	IGAXTEAM	BEON		1:50.099	128.6	12
25:31.557	45 ALEX LONGARELA	IGAXTEAM	BEON		1:49.995	128.7	13





PRE MOTO 3
ESBK - CTO. ESPAÑA DE VELOCIDAD
ENT. CRONOMETRADO

Vuelta a vuelta


— Vuelta invalidada


■ Mejor Personal

■ Mejor de la sesión

■ Cruzando por el pit lane

Vlt.	Tiempo	Sector 1	Sector 2	Sector 3	V.Max	T. Sesión	Vlt.	Tiempo	Sector 1	Sector 2	Sector 3	V.Max	T. Sesión		
4	FRANCISCO JAVIER PALOMERA						ESP	10	AFONSO DUARTE						PRT
	MRE TALENT						BEON		MIGUEL OLIVEIRA RACING TEAM						BEON
	1	2:41.304	1:13.076	45.548	42.680	163.1	2:41.304		1	2:20.581	49.748	45.833	45.000	164.4	2:20.581
	2	1:54.528	31.031	42.211	41.286	204.9	4:35.832		2	1:58.983	33.506	42.956	42.521	196.7	4:19.564
	3	1:53.035	30.239	41.414	41.382	201.5	6:28.867		3	1:54.822	31.019	42.001	41.802	198.2	6:14.386
	4	1:51.894	30.232	41.095	40.567	203.0	8:20.761		4	1:55.053	31.124	42.121	41.808	195.7	8:09.439
	5	1:52.264	29.990	41.461	40.813	204.9	10:13.025		5	1:55.082	31.290	42.020	41.772	195.3	10:04.521
	6	1:52.106	30.558	41.066	40.482	198.9	12:05.131		6	1:53.737	30.512	41.667	41.558	197.8	11:58.258
	7	1:51.613	30.033	41.128	40.452	204.9	13:56.744		7	7:14.502 B	31.537	44.080	5:58.885	200.4	19:12.760
	8	1:52.625	30.236	41.409	40.980	201.5	15:49.369		8	1:58.950	34.691	42.207	42.052	162.7	21:11.710
	9	1:54.545	31.309	42.440	40.796	203.4	17:43.914		9	1:53.770	30.771	41.657	41.342	200.0	23:05.480
	10	1:51.458	30.058	41.020	40.380	208.5	19:35.372		10	1:56.962	31.194	42.055	43.713	200.7	25:02.442
	11	1:51.873	30.051	40.966	40.856	204.9	21:27.245								
12	1:53.124	30.254	41.566	41.304	205.7	23:20.369									
13	1:57.981	35.244	41.641	41.096	196.0	25:18.350									
5	IGNACIO GALAN						ESP	11	OLIVER CANTOS						ESP
	TEAM IMPALA HONDA						BEON		ALMA RACING TEAM						BEON
	1	2:23.754	59.488	43.245	41.021	147.1	2:23.754		1	2:22.492	49.620	46.706	46.166	132.8	2:22.492
	2	1:53.533	30.665	41.940	40.928	202.2	4:17.287		2	1:57.253	31.996	42.895	42.362	193.9	4:19.745
	3	1:52.685	30.951	41.172	40.562	192.2	6:09.972		3	1:55.647	31.036	42.365	42.246	203.8	6:15.392
	4	1:51.457	30.281	40.797	40.379	198.2	8:01.429		4	1:54.583	31.012	41.906	41.665	198.5	8:09.975
	5	1:52.613	30.185	41.759	40.669	198.5	9:54.042		5	1:53.861	30.562	41.682	41.617	201.1	10:03.836
	6	1:51.194	30.249	40.533	40.412	197.4	11:45.236		6	1:54.021	30.936	41.469	41.616	196.7	11:57.857
	7	5:32.052 B	32.915	42.465	4:16.672	197.8	17:17.288		7	1:54.051	30.897	41.563	41.591	198.5	13:51.908
	8	1:57.832	35.613	41.779	40.440	160.0	19:15.120		8	1:58.248	34.492	41.756	42.000	198.2	15:50.156
	9	1:51.536	30.279	40.954	40.303	197.4	21:06.656		9	1:54.342	30.749	42.436	41.157	202.6	17:44.498
	10	1:53.625	30.113	41.320	42.192	198.2	23:00.281		10	1:53.172	30.520	41.276	41.376	204.5	19:37.670
11	1:51.279	30.241	40.784	40.254	197.1	24:51.560	11	1:52.879	30.222	41.188	41.469	202.6	21:30.549		
12	1:51.318	30.250	40.780	40.288	197.1	26:42.878	12	1:53.561	30.441	41.468	41.652	202.6	23:24.110		
7	DAVID JIMENEZ						ESP	15	MARTIM MARCO RAMOS						PRT
	MDR COMPETICIÓN						BEON		H43 TEAM NOBBY						BEON
	1	19:55.612	...	43.354	42.536	146.3	19:55.612		1	2:12.468	45.667	43.853	42.948	164.4	2:12.468
	2	1:55.749	31.689	42.207	41.853	196.4	21:51.361		2	1:54.788	31.355	41.888	41.545	196.0	4:07.256
3	1:55.407	31.703	42.112	41.592	199.3	23:46.768	3	1:53.792	31.262	41.272	41.258	195.3	6:01.048		
4	1:54.543	31.343	41.993	41.207	197.1	25:41.311	4	1:53.830	31.076	41.474	41.280	197.1	7:54.878		
8	NIKOLA MIROSLAVOV						BGR	17	ENZO DUPUIS						FRA
	METMOTO RINGRACING 16						BEON		BRS - BRECHON RACING SCHOOL						BEON
	1	2:39.672	1:11.470	44.800	43.402	157.7	2:39.672		1	2:39.927	1:11.814	44.230	43.883	153.2	2:39.927
	2	1:56.800	32.376	42.590	41.834	194.6	4:36.472								
	3	1:54.414	30.963	41.783	41.668	204.9	6:30.886								
	4	1:54.402	31.034	41.826	41.542	201.1	8:25.288								
	5	1:54.334	31.017	41.649	41.668	198.9	10:19.622								
	6	3:14.206 B	31.111	42.313	2:00.782	197.8	13:33.828								
	7	2:02.255	36.263	44.251	41.741	161.9	15:36.083								
	8	1:53.806	30.834	41.743	41.229	200.7	17:29.889								
	9	1:53.750	30.828	41.604	41.318	197.8	19:23.639								
	10	1:53.013	30.610	41.395	41.008	202.2	21:16.652								
11	1:52.683	30.562	41.127	40.994	200.7	23:09.335									
12	1:53.424	30.563	41.446	41.415	199.6	25:02.759									
9	ELLIOT KASSIGIAN						FRA								
	MECAPROJETS TEAM						ERDOG								
	1	2:39.927	1:11.814	44.230	43.883	153.2	2:39.927								
	2	1:56.800	32.376	42.590	41.834	194.6	4:36.472								
	3	1:54.414	30.963	41.783	41.668	204.9	6:30.886								
	4	1:54.402	31.034	41.826	41.542	201.1	8:25.288								
	5	1:54.334	31.017	41.649	41.668	198.9	10:19.622								
	6	3:14.206 B	31.111	42.313	2:00.782	197.8	13:33.828								
	7	2:02.255	36.263	44.251	41.741	161.9	15:36.083								
	8	1:53.806	30.834	41.743	41.229	200.7	17:29.889								
	9	1:53.750	30.828	41.604	41.318	197.8	19:23.639								
	10	1:53.013	30.610	41.395	41.008	202.2	21:16.652								
11	1:52.683	30.562	41.127	40.994	200.7	23:09.335									
12	1:53.424	30.563	41.446	41.415	199.6	25:02.759									





PRE MOTO 3

ESBK - CTO. ESPAÑA DE VELOCIDAD


ENT. CRONOMETRADO

Vuelta a vuelta

— Vuelta invalidada ■ Mejor Personal ■ Mejor de la sesión ■ Cruzando por el pit lane

Vlt.	Tiempo	Sector 1	Sector 2	Sector 3	V.Max	T. Sesión	Vlt.	Tiempo	Sector 1	Sector 2	Sector 3	V.Max	T. Sesión	
1	2:13.401	46.148	43.964	43.289	161.9	2:13.401	7	1:54.124	30.643	41.733	41.748	196.7	14:02.318	
2	1:55.978	31.589	42.140	42.249	192.2	4:09.379	8	5:10.086	B	32.146	44.674	3:53.266	176.8	19:12.404
3	1:54.342	30.810	42.140	41.392	200.7	6:03.721	9	1:59.115	34.665	42.144	42.306	164.6	21:11.519	
4	1:53.524	30.754	41.639	41.131	198.5	7:57.245	10	1:54.616	31.155	41.889	41.572	196.7	23:06.135	
5	2:00.835	31.034	47.815	41.986	199.6	9:58.080	11	1:55.601	31.663	42.315	41.623	198.5	25:01.736	
6	1:57.446	31.147	44.639	41.660	200.0	11:55.526	32 MARCOS LUDEÑA ESP							
7	1:54.661	31.126	41.497	42.038	196.4	13:50.187	ALM RACING BEON							
8	3:19.140	B	32.014	42.992	2:04.134	194.2	17:09.327	1	2:14.667	41.093	43.720	49.854	157.0	2:14.667
9	2:08.631	44.818	41.847	41.966	136.5	19:17.958	2	1:53.666	30.739	41.713	41.214	202.6	4:08.333	
10	1:53.697	30.692	41.643	41.362	197.1	21:11.655	3	1:52.957	30.822	41.185	40.950	201.9	6:01.290	
11	1:53.292	30.594	41.517	41.181	199.6	23:04.947	4	1:52.314	30.457	41.258	40.599	201.9	7:53.604	
12	1:53.648	30.978	41.500	41.170	193.9	24:58.595	5	2:01.371	38.611	42.031	40.729	198.2	9:54.975	
13	1:53.833	30.779	41.829	41.225	196.7	26:52.428	6	1:51.775	30.337	40.999	40.439	197.1	11:46.750	
18 MATHIAS TAMBURINI ITA							7	1:51.952	30.382	40.847	40.723	201.5	13:38.702	
IGAXTEAM BEON							8	1:59.707	34.164	41.401	44.142	195.7	15:38.409	
1	2:07.411	40.132	44.509	42.770	161.2	2:07.411	9	2:04.333	33.199	48.839	42.295	202.2	17:42.742	
2	1:55.569	31.353	42.764	41.452	201.5	4:02.980	10	1:52.296	30.497	41.011	40.788	195.7	19:35.038	
3	2:01.207	37.590	42.349	41.268	203.0	6:04.187	11	1:52.438	30.187	40.823	41.428	201.1	21:27.476	
4	1:53.257	30.489	41.800	40.968	206.5	7:57.444	12	1:54.971	30.261	41.111	43.599	206.1	23:22.447	
5	1:59.015	30.578	41.954	46.483	208.1	9:56.459	13	1:52.561	30.373	41.412	40.776	198.5	25:15.008	
6	1:54.172	31.045	41.686	41.441	199.3	11:50.631	33 LUCAS BOYER FRA							
7	1:53.455	30.605	41.850	41.000	203.0	13:44.086	BS RACING BEON							
8	1:53.408	30.643	41.758	41.007	203.8	15:37.494	1	3:21.594	1:50.140	46.698	44.756	147.9	3:21.594	
9	1:53.822	30.444	42.239	41.139	207.7	17:31.316	2	2:07.025	32.902	50.437	43.686	190.1	5:28.619	
26 REMY SANJUAN FRA							3	2:03.154	33.263	44.217	45.674	184.9	7:31.773	
MÉCAPROJETS TEAM ADO BEON							4	2:00.165	32.568	44.223	43.374	190.1	9:31.938	
1	2:24.252	57.946	44.243	42.063	156.5	2:24.252	5	2:00.266	32.595	44.346	43.325	190.5	11:32.204	
2	1:54.759	30.739	42.363	41.657	203.4	4:19.011	6	2:00.780	32.556	44.376	43.848	191.2	13:32.984	
3	1:53.958	30.909	41.799	41.250	199.3	6:12.969	7	2:00.831	32.669	44.782	43.380	190.1	15:33.815	
4	3:37.636	B	34.960	43.617	2:19.059	9:50.605	8	5:21.552	B	32.977	45.551	4:03.024	183.7	20:55.367
5	2:07.885	42.461	42.447	42.977	102.1	11:58.490	9	2:09.240	40.308	44.760	44.172	145.4	23:04.607	
29 RANDY TRUCHOT FRA							10	1:59.407	32.393	44.232	42.782	191.2	25:04.014	
BS RACING TEAM BEON							34 JACOBO HINOJOSA ESP							
1	2:48.605	1:18.490	45.618	44.497	163.4	2:48.605	QRG MOTOR RACING BEON							
2	1:59.298	32.168	43.900	43.230	193.9	4:47.903	1	2:36.138	1:10.511	43.711	41.916	161.7	2:36.138	
3	2:02.909	35.519	43.824	43.566	193.9	6:50.812	2	1:54.370	30.813	42.188	41.369	199.3	4:30.508	
4	1:56.984	31.732	42.843	42.409	194.2	8:47.796	3	1:54.242	30.800	42.080	41.362	199.3	6:24.750	
5	1:59.949	31.712	44.302	43.935	194.2	10:47.745	4	1:53.829	30.626	41.848	41.355	198.2	8:18.579	
6	1:55.950	31.787	42.094	42.069	194.9	12:43.695	5	1:53.574	30.700	41.735	41.139	196.7	10:12.153	
7	1:56.102	31.262	42.634	42.206	193.9	14:39.797	6	1:53.615	31.669	41.199	40.747	195.3	12:05.768	
8	2:30.897	B	32.331	44.508	1:14.058	192.5	17:10.694	7	1:51.904	30.224	41.050	40.630	203.0	13:57.672
9	2:07.516	39.862	45.016	42.638	141.0	19:18.210	8	1:51.804	30.162	41.016	40.626	204.2	15:49.476	
10	1:55.192	31.072	42.124	41.996	198.9	21:13.402	9	1:53.838	30.645	42.151	41.042	200.7	17:43.314	
11	1:57.313	31.268	43.211	42.834	196.0	23:10.715	10	1:52.452	30.309	40.960	41.183	201.9	19:35.766	
12	1:55.985	31.344	42.494	42.147	196.7	25:06.700	11	1:51.824	30.215	40.922	40.687	204.5	21:27.590	
30 JEAN KENTO TURNER JPN							12	2:07.602	33.808	48.326	45.468	205.3	23:35.192	
MIGUEL OLIVEIRA RACING TEAM BEON							13	1:55.343	32.856	41.413	41.074	192.9	25:30.535	
1	2:31.079	1:04.772	43.342	42.965	165.1	2:31.079	35 MIGUEL BERNAL ESP							
2	1:57.067	31.161	42.818	43.088	197.1	4:28.146	TEAM ANDIFER-MDR BEON							
3	1:55.730	31.228	42.271	42.231	195.3	6:23.876	1	2:28.484	58.496	45.441	44.547	156.5	2:28.484	
4	1:55.445	31.028	42.527	41.890	193.2	8:19.321	2	2:41.366	B	32.223	44.394	1:24.749	196.7	5:09.850
5	1:54.919	30.850	42.413	41.656	196.7	10:14.240	3	2:05.865	39.079	44.345	42.441	112.7	7:15.715	
6	1:53.954	30.786	41.684	41.484	199.3	12:08.194	4	1:55.180	31.168	42.209	41.803	196.7	9:10.895	





PRE MOTO 3

ESBK - CTO. ESPAÑA DE VELOCIDAD

ENT. CRONOMETRADO

Vuelta a vuelta

— Vuelta invalidada

■ Mejor Personal

■ Mejor de la sesión

■ Cruzando por el pit lane

Vlt.	Tiempo	Sector 1	Sector 2	Sector 3	V.Max	T. Sesión	Vlt.	Tiempo	Sector 1	Sector 2	Sector 3	V.Max	T. Sesión
5	1:54.762	30.964	42.159	41.639	194.6	11:05.657	9	1:54.653	31.681	42.043	40.929	196.0	17:42.908
6	1:54.211	30.890	41.846	41.475	194.9	12:59.868	10	1:51.121	29.929	40.722	40.470	202.6	19:34.029
7	1:53.932	31.021	41.639	41.272	193.5	14:53.800	11	2:32.279 B	29.833	40.770	1:21.676	200.7	22:06.308
8	1:53.489	30.804	41.526	41.159	193.5	16:47.289	12	1:55.297	33.456	40.973	40.868	167.4	24:01.605
9	2:34.544 B	30.752	43.006	1:20.786	193.5	19:21.833	13	1:50.918	29.931	40.567	40.420	197.8	25:52.523
10	2:02.661	36.725	42.216	43.720	157.9	21:24.494							
11	1:55.644	31.209	42.522	41.913	195.3	23:20.138							
12	1:53.706	30.823	41.489	41.394	192.9	25:13.844							

43 LUIS MIGUEL LOPEZ						
MIR RACING			MIR RACING			
1	2:13.531	44.323	44.698	44.510	160.7	2:13.531
2	7:35.963 B	43.152	44.268	6:08.543	134.7	9:49.494
3	2:04.710	38.727	43.146	42.837	118.7	11:54.204
4	2:07.637	40.143	45.196	42.298	150.6	14:01.841

44 MARK PEREZ						
FAU55 RACING - FAMILY CASH			BEON			
1	2:08.412	40.289	44.849	43.274	157.9	2:08.412
2	1:54.900	31.327	42.347	41.226	199.6	4:03.312
3	2:01.214	33.681	45.702	41.831	201.1	6:04.526
4	1:54.069	30.859	41.927	41.283	201.9	7:58.595
5	2:20.523	31.201	44.121	1:05.201	199.6	10:19.118
6	3:15.649 B	33.141	43.929	1:58.579	178.5	13:34.767
7	2:03.114	37.206	43.772	42.136	148.6	15:37.881
8	1:54.543	30.876	42.329	41.338	202.2	17:32.424
9	1:53.642	30.999	41.389	41.254	199.3	19:26.066
10	1:59.859	32.262	41.737	45.860	194.6	21:25.925
11	1:57.609	32.634	43.437	41.538	198.5	23:23.534
12	1:54.255	31.391	41.677	41.187	197.8	25:17.789

45 ALEX LONGARELA						
IGAXTEAM			BEON			
1	3:22.895	1:48.615	42.204	52.076	162.4	3:22.895
2	1:52.489	30.597	41.265	40.627	202.6	5:15.384
3	1:51.243	30.338	40.645	40.260	198.5	7:06.627
4	1:50.732	30.036	40.537	40.159	201.1	8:57.359
5	1:50.778	30.173	40.409	40.196	199.6	10:48.137
6	1:51.642	30.824	40.585	40.233	204.9	12:39.779
7	1:50.384	29.972	40.318	40.094	199.6	14:30.163
8	1:50.388	29.933	40.404	40.051	200.0	16:20.551
9	1:50.376	29.862	40.409	40.105	199.3	18:10.927
10	1:50.366	29.899	40.367	40.100	199.6	20:01.293
11	1:50.170	29.879	40.344	39.947	199.6	21:51.463
12	1:50.099	29.752	40.241	40.106	202.2	23:41.562
13	1:49.995	29.861	40.265	39.869	200.4	25:31.557

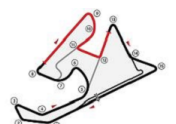
46 ALVARO LUCAS						
MRE TALENT			BEON			
1	2:41.868	1:13.548	45.978	42.342	166.4	2:41.868
2	1:54.401	30.635	42.389	41.377	205.7	4:36.269
3	1:52.235	29.947	41.516	40.772	206.1	6:28.504
4	1:51.779	30.082	41.118	40.579	203.4	8:20.283
5	1:52.686	30.180	41.498	41.008	201.5	10:12.969
6	1:51.886	30.467	40.980	40.439	203.4	12:04.855
7	1:51.800	29.866	41.351	40.583	202.2	13:56.655
8	1:51.600	30.060	40.941	40.599	199.3	15:48.255


54 QUENTIN GODEFROY			
ERDOG - STORM RACING			ERDOG
1	2:33.511		2:33.511
2	8:03.077		10:36.588
3	1:55.820		12:32.408
4	1:55.588		14:27.996
5	1:55.074		16:23.070
6	1:55.562		18:18.632
7	1:54.894		20:13.526
8	1:54.431		22:07.957
9	1:54.866		24:02.823
10	1:53.939		25:56.762

55 MICHAEL LOUIE SANCHEZ						
MRE TALENT			BEON			
1	2:41.807	1:12.880	46.264	42.663	141.9	2:41.807
2	1:54.839	30.970	42.518	41.351	206.1	4:36.646
3	1:53.346	30.570	41.496	41.280	206.5	6:29.992
4	5:39.699 B	30.569	41.576	4:27.554	203.0	12:09.691
5	3:34.298 B	1:45.012	42.033	1:07.253	154.5	15:43.989
6	2:00.670	35.346	44.242	41.082	164.9	17:44.659
7	1:52.175	30.118	41.225	40.832	208.5	19:36.834
8	1:52.047	30.398	40.807	40.842	204.2	21:28.881
9	1:52.468	30.214	41.497	40.757	205.7	23:21.349
10	1:52.673	30.785	41.214	40.674	206.5	25:14.022

69 FERNANDO BUJOSA						
FRANDO RACING VHC TEAM LIQUI			BEON			
1	2:23.221	59.044	42.571	41.606	160.2	2:23.221
2	1:53.908	31.064	41.652	41.192	195.3	4:17.129
3	1:52.931	30.801	41.051	41.079	192.2	6:10.060
4	3:37.746 B	31.320	41.029	2:25.397	196.0	9:47.806
5	1:58.557	35.699	41.898	40.960	159.1	11:46.363
6	1:54.910	32.173	41.634	41.103	194.2	13:41.273
7	1:52.539	30.398	40.844	41.297	193.5	15:33.812
8	2:00.912	35.381	43.273	42.258	190.1	17:34.724
9	1:52.152	30.697	40.663	40.792	192.5	19:26.876
10	1:59.537	33.767	43.933	41.837	195.7	21:26.413
11	2:10.833	36.842	47.536	46.455	199.3	23:37.246
12	1:52.257	30.430	40.990	40.837	195.3	25:29.503

70 IAROSLAV KARPUSHIN						
FRANDO RACING VHC TEAM LIQUI			BEON			
1	2:59.754	1:35.631	42.722	41.401	162.4	2:59.754
2	1:52.597	30.349	41.466	40.782	200.4	4:52.351
3	1:52.551	30.128	41.246	41.177	201.1	6:44.902
4	1:52.472	30.268	41.270	40.934	200.7	8:37.374
5	1:52.132	30.128	41.280	40.724	200.0	10:29.506
6	5:12.220 B	30.829	42.016	3:59.375	200.7	15:41.726
7	2:04.255	39.484	42.651	42.120	143.0	17:45.981
8	1:51.283	29.860	41.001	40.422	204.5	19:37.264





PRE MOTO 3
ESBK - CTO. ESPAÑA DE VELOCIDAD
ENT. CRONOMETRADO

Vuelta a vuelta

— Vuelta invalidada

■ Mejor Personal

■ Mejor de la sesión

■ Cruzando por el pit lane

Vlt.	Tiempo	Sector 1	Sector 2	Sector 3	V.Max	T. Sesión
9	1:52.547	30.124	40.943	41.480	207.7	21:29.811
10	1:50.828	29.866	40.516	40.446	203.0	23:20.639
11	1:54.150	31.280	42.000	40.870	203.4	25:14.789

71 CARLOS CANO ESP						
QRG MOTOR RACING						
1	2:41.123	1:12.697	45.590	42.836	150.0	2:41.123
2	1:54.197	30.749	42.170	41.278	200.7	4:35.320
3	1:53.063	30.546	41.485	41.032	198.2	6:28.383
4	1:52.021	30.384	41.213	40.424	197.1	8:20.404
5	1:52.154	29.919	41.404	40.831	203.8	10:12.558
6	1:52.253	30.704	40.887	40.662	200.4	12:04.811
7	1:52.238	30.103	40.862	41.273	199.3	13:57.049
8	1:51.328	29.899	41.017	40.412	203.4	15:48.377
9	1:54.997	31.172	43.107	40.718	199.3	17:43.374
10	1:51.193	29.975	40.662	40.556	201.1	19:34.567
11	1:51.270	30.073	40.669	40.528	200.0	21:25.837
12	2:09.755	37.024	47.538	45.193	198.2	23:35.592
13	1:52.389	30.481	41.226	40.682	200.7	25:27.981

76 IZAN IBAÑEZ ESP						
BULTACO RACING						
1	2:08.374	40.907	44.696	42.771	154.3	2:08.374
2	1:55.827	31.703	42.486	41.638	198.2	4:04.201
3	1:55.560	31.647	42.321	41.592	197.1	5:59.761
4	1:54.945	31.448	42.256	41.241	192.5	7:54.706
5	1:54.513	31.406	41.900	41.207	196.0	9:49.219
6	1:57.412	31.402	41.771	44.239	192.2	11:46.631
7	1:54.596	31.216	41.948	41.432	195.7	13:41.227
8	3:30.493B	31.547	42.027	2:16.919	192.5	17:11.720
9	2:11.855			41.541	133.3	19:23.575
10	1:53.416	31.148	41.305	40.963	196.4	21:16.991
11	1:52.835	30.738	41.200	40.897	200.0	23:09.826
12	1:53.524	30.973	41.446	41.105	197.1	25:03.350

77 KERMAN DAVID MARTINEZ VEN						
CUNA DE CAMPEONES						
1	2:13.192	45.471	44.630	43.091	156.5	2:13.192
2	1:54.338	31.196	41.790	41.352	198.2	4:07.530
3	1:52.455	30.564	41.116	40.775	201.1	5:59.985
4	1:51.805	30.315	40.690	40.800	200.0	7:51.790
5	2:04.673	38.532	44.698	41.443	196.4	9:56.463
6	3:52.502B	32.152	41.944	2:38.406	186.9	13:48.965
7	2:01.888	39.724	41.247	40.917	150.4	15:50.853
8	1:52.861	30.237	41.850	40.774	203.0	17:43.714
9	1:51.363	30.110	40.801	40.452	203.8	19:35.077
10	1:51.352	29.916	40.558	40.878	200.4	21:26.429
11	2:10.854	37.063	47.581	46.210	202.2	23:37.283
12	1:51.609	30.066	40.967	40.576	199.6	25:28.892


78 HENRI MIGNOT FRA						
BRS - BRECHON RACING SCHOOL						
1	2:13.210	44.159	45.623	43.428	161.2	2:13.210
2	1:54.565	31.406	41.863	41.296	195.3	4:07.775
3	1:54.249	31.611	41.519	41.119	204.2	6:02.024
4	1:53.057	30.390	41.465	41.202	200.4	7:55.081
5	2:35.296	35.407	44.057	1:15.832	203.8	10:30.377

Vlt.	Tiempo	Sector 1	Sector 2	Sector 3	V.Max	T. Sesión
6	11:56.225B					22:26.602
7	1:59.875	35.227	42.784	41.864	160.2	24:26.477

84 LORENZO GUYAU FRA						
JEG RACING						
1	2:07.814	41.297	43.999	42.518	154.5	2:07.814
2	1:55.142	31.243	42.174	41.725	201.5	4:02.956
3	1:54.712	31.425	41.964	41.323	199.3	5:57.668
4	1:54.143	31.198	41.725	41.220	198.5	7:51.811
5	1:53.735	30.812	41.698	41.225	199.3	9:45.546
6	1:53.930	30.962	41.467	41.501	198.2	11:39.476
7	1:54.178	30.946	41.688	41.544	200.0	13:33.654
8	2:03.246	39.546	42.253	41.447	201.1	15:36.900
9	1:54.441	30.931	42.022	41.488	200.0	17:31.341
10	3:11.869B	36.337	43.079	1:52.453	199.6	20:43.210
11	2:19.272	54.800	42.529	41.943	94.1	23:02.482
12	1:54.302	31.028	41.846	41.428	198.2	24:56.784
13	1:54.053	30.996	41.765	41.292	198.5	26:50.837

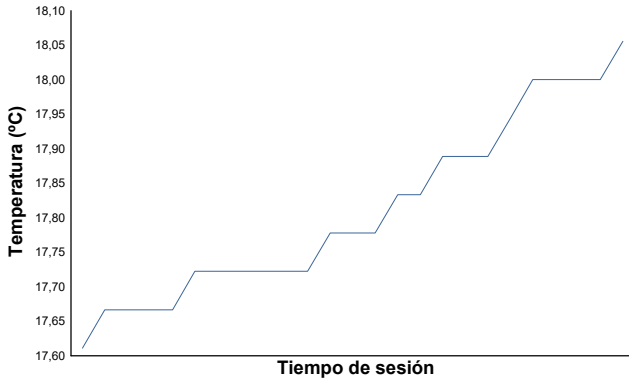
98 MIKA SIEBRATH GER						
SUPERHUGO 44 TEAM						
1	2:14.371	42.392	44.416	47.563	153.8	2:14.371
2	2:06.821	31.707	42.827	52.287	197.4	4:21.192
3	1:56.267	31.326	42.938	42.003	193.9	6:17.459
4	7:32.212B	32.374	42.361	6:17.477	193.9	13:49.671
5	2:04.860	40.761	42.174	41.925	122.3	15:54.531
6	1:53.651	30.815	41.494	41.342	193.9	17:48.182
7	1:53.201	30.661	41.305	41.235	196.0	19:41.383
8	1:53.158	30.693	41.292	41.173	194.2	21:34.541
9	2:01.118	30.619	46.448	44.051	194.2	23:35.659
10	1:55.551	31.010	41.768	42.773	199.3	25:31.210






ESBK - CTO. ESPAÑA DE VELOCIDAD
PRE MOTO 3
ENT. CRONOMETRADO
Informe meteorológico

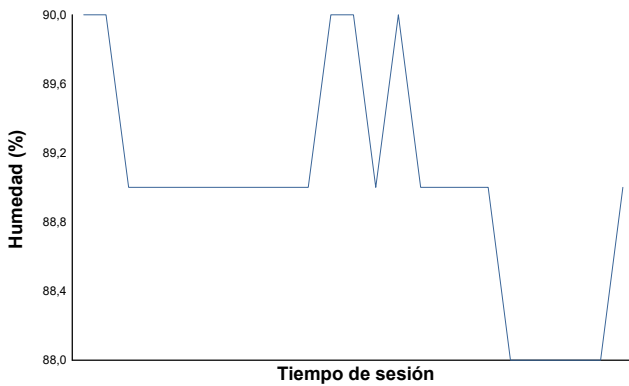
Temperatura del Aire



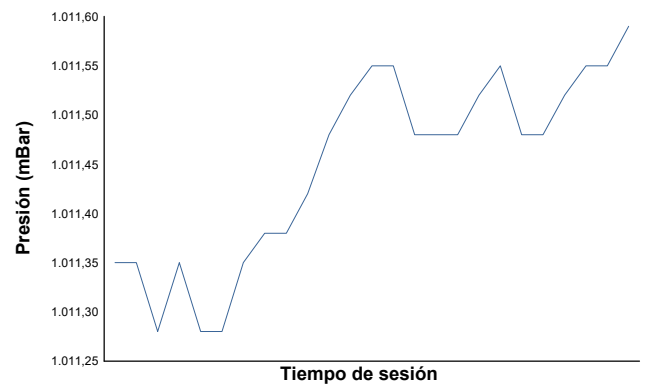
Temperatura de la Pista



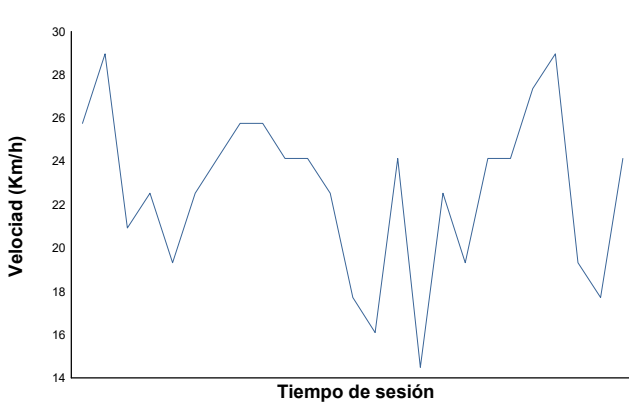
Humedad



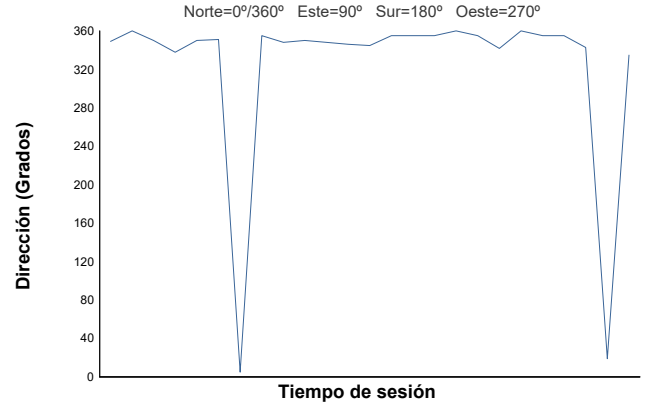
Presión



Velocidad del viento



Dirección del viento



Estado de pista: **SECO**

