

PRE MOTO 3

ESBK - CTO. ESPAÑA DE VELOCIDAD

CARRERA 2 (13 Vlt., 51,1 km.)

Clasificación

Nº Piloto	Nac	Equipo	Moto	Neum.CI.	Vlts.	Tiempo Total	Dif.	Km/h	Mejor Vuelta				
									Vlt.	Tiempo Km/h			
1	45	ALEX LONGARELA	ESP	IGAXTEAM	BEON	Dunlop	13	24:09.536	-	127.0	7	1:49.649	129.1
2	77	KERMAN DAVID MARTINEZ	VEN	CUNA DE CAMPEONES	MIR RACING	Dunlop	13	24:13.458	+3.922	126.6	5	1:49.734	129.0
3	55	MICHAEL LOUIE SANCHEZ	USA	MRE TALENT	BEON	Dunlop	13	24:14.472	+4.936	126.6	5	1:50.625	128.0
4	4	FRANCISCO JAVIER PALOMERA	ESP	MRE TALENT	BEON	Dunlop	13	24:14.501	+4.965	126.5	5	1:50.574	128.0
5	46	ALVARO LUCAS	ESP	MRE TALENT	BEON	Dunlop	13	24:14.737	+5.201	126.5	5	1:50.476	128.2
6	69	FERNANDO BUJOSA	ESP	FRANDO RACING VHC TEAM LIQUI MOLY	BEON	Dunlop	13	24:15.107	+5.571	126.5	4	1:50.591	128.0
7	32	MARCOS LUDEÑA	ESP	ALM RACING	BEON	Dunlop	13	24:23.164	+13.628	125.8	5	1:50.607	128.0
8	34	JACOBO HINOJOSA	ESP	QRG MOTOR RACING	BEON	Dunlop	13	24:27.774	+18.238	125.4	5	1:50.806	127.8
9	98	MIKA SIEBDRATH	GER	SUPERHUGO 44 TEAM	MIR RACING	Dunlop	13	24:28.135	+18.599	125.4	6	1:50.873	127.7
10	8	NIKOLA MIROSLAVOV	BGR	METMOTO RINGRACING 16	BEON	Dunlop	13	24:28.139	+18.603	125.4	3	1:50.877	127.7
11	26	REMY SANJUAN	FRA	MÉCAPROJETS TEAM ADO	BEON	Dunlop	13	24:28.276	+18.740	125.4	3	1:51.076	127.5
12	9	ELLIOT KASSIGIAN	FRA	MÉCAPROJETS TEAM	ERDOG	Dunlop	13	24:35.374	+25.838	124.8	3	1:51.367	127.1
13	18	MATHIAS TAMBURINI	ITA	IGAXTEAM	BEON	Dunlop	13	24:35.461	+25.925	124.8	4	1:51.097	127.4
14	35	MIGUEL BERNAL	ESP	TEAM ANDIFER-MDR	BEON	Dunlop	13	24:39.886	+30.350	124.4	3	1:51.441	127.1
15	11	OLIVER CANTOS	ESP	ALMA RACING TEAM	BEON	Dunlop	13	24:47.280	+37.744	123.8	4	1:51.765	126.7
16	15	MARTIM MARCO RAMOS	PRT	H43 TEAM NOBBY	BEON	Dunlop	13	24:56.218	+46.682	123.0	5	1:52.828	125.5
17	7	DAVID JIMENEZ	ESP	MDR COMPETICIÓN	BEON	Dunlop	13	24:56.252	+46.716	123.0	7	1:53.470	124.8
18	76	IZAN IBAÑEZ	ESP	BULTACO RACING	BULTACO	Dunlop	13	24:56.819	+47.283	123.0	3	1:53.070	125.2
19	84	LORENZO GUYAU	FRA	JEG RACING	BEON	Dunlop	13	25:00.815	+51.279	122.6	3	1:53.350	124.9
20	54	QUENTIN GODEFROY	FRA	ERDOG - STORM RACING	ERDOG	Dunlop	13	25:06.553	+57.017	122.2	7	1:53.656	124.6
21	17	ENZO DUPUIS	FRA	BRS - BRECHON RACING SCHOOL	BEON	Dunlop	13	25:06.949	+57.413	122.1	7	1:53.826	124.4
22	10	AFONSO DUARTE	PRT	MIGUEL OLIVEIRA RACING TEAM	BEON	Dunlop	13	25:07.282	+57.746	122.1	4	1:53.992	124.2
23	29	RANDY TRUCHOT	FRA	BS RACING TEAM	BEON	Dunlop	13	25:13.181	+1:03.645	121.6	4	1:54.773	123.4
24	33	LUCAS BOYER	FRA	BS RACING	BEON	Dunlop	12	24:11.171	1 Vlt.	117.1	7	1:59.342	118.6
25	70	IAROSLAV KARPUSHIN	EST	FRANDO RACING VHC TEAM LIQUI MOLY	BEON	Dunlop	11	25:00.809	2 Vlts.	103.8	5	1:49.998	128.7
Retirados													
44	MARK PEREZ	ESP	FAUSS RACING - FAMILY CASH	BEON	Dunlop	12	23:08.196				3	1:52.633	125.7
30	JEAN KENTO TURNER	JPN	MIGUEL OLIVEIRA RACING TEAM	BEON	Dunlop	9	17:18.485				7	1:53.227	125.0
71	CARLOS CANO	ESP	QRG MOTOR RACING		Dunlop								
78	HENRI MIGNOT	FRA	BRS - BRECHON RACING SCHOOL	BEON	Dunlop								

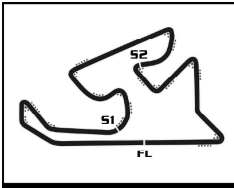
Pole:	ALEX LONGARELA	1:49.995	128.7 Km/h
Vuelta rápida:	Vlt.7 ALEX LONGARELA	1:49.649	129.1 Km/h

Hora de publicación:

Estado de pista: **SECO**

Race Director: Maximo Guerrero	Timekeeper: Juan Carlos Jodra
------------------------------------------	-----------------------------------------

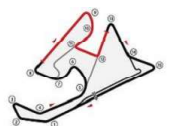





PRE MOTO 3
ESBK - CTO. ESPAÑA DE VELOCIDAD
CARRERA 2

Planing

Nº	Pos	Parrilla	Vit.													
			1	2	3	4	5	6	7	8	9	10	11	12	13	
45	1	45	45	45	45	45	45	45	45	45	45	45	45	45	45	45
71	2	71	55	55	77	77	77	77	77	77	77	77	77	77	77	77
77	3	77	77	4	4	55	55	55	46	46	4	4	4	55	55	
55	4	55	4	77	55	4	4	4	55	4	46	69	55	46	4	
69	5	69	46	46	46	46	46	46	4	55	69	46	46	4	46	
4	6	4	18	69	69	69	69	69	69	69	55	55	69	69	69	
78	7	78	69	18	18	18	70	18	18	32	32	32	32	32	32	
34	8	34	34	34	34	8	18	8	32	18	8	8	8	34	34	
18	9	18	32	8	8	70	8	32	34	34	34	34	34	98	98	
70	10	70	8	32	70	32	32	34	98	98	18	98	98	8	8	
46	11	46	70	70	32	34	34	98	8	8	98	18	26	26	26	
32	13	32	98	98	98	98	98	26	26	26	26	18	9	9	9	
9	14	9	9	9	9	26	26	35	35	35	9	9	9	18	18	
8	15	8	11	26	26	9	35	9	9	9	35	35	35	35	35	
76	16	76	35	11	35	35	9	11	11	11	11	11	11	11	11	
11	17	11	76	35	11	11	11	76	76	76	7	76	7	7	15	
98	18	98	26	76	76	76	76	44	44	44	76	7	15	76	7	
17	19	17	84	44	44	44	44	84	7	7	30	15	76	15	76	
35	20	35	44	84	84	84	84	7	30	30	15	84	84	84	84	
15	21	15	10	7	7	7	7	30	84	84	44	44	44	44	54	
44	22	44	7	10	30	30	30	15	15	15	84	17	17	54	17	
84	23	84	17	17	10	10	15	10	10	10	10	10	54	17	10	
10	24	10	29	30	17	17	10	17	17	17	54	54	10	10	29	
54	25	54	15	15	15	15	17	54	54	54	17	29	29	29	29	
30	26	30	30	29	29	29	54	29	29	29	29	33	33	33	33	
26	27	26	54	54	54	54	29	33	33	33	33	70	70			
7	28	7	33	33	33	33	70	70	70	70						
29	29	29														
33	33	33														




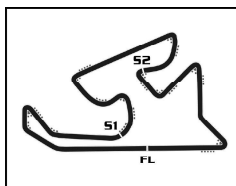


PRE MOTO 3 ESBK - CTO. ESPAÑA DE VELOCIDAD CARRERA 2

Mejores tiempos de sector

Sector 1			Sector 2			Sector 3			Pos	Nº Piloto	Vuelta Ideal	Mejor Vuelta
Pos	Nº Piloto	Tiempo	Nº Piloto	Tiempo	Nº Piloto	Tiempo	Pos	Nº Piloto				
1	70 I.KARPUSHIN	29.489	77 K.MARTINEZ	39.960	45 A.LONGARELA	39.814	1	45 A.LONGARELA	1:49.485	1:49.649	(1)	
2	46 A.LUCAS	29.614	45 A.LONGARELA	39.968	77 K.MARTINEZ	39.820	2	77 K.MARTINEZ	1:49.705	1:49.734	(2)	
3	45 A.LONGARELA	29.703	69 F.BUJOSA	40.206	46 A.LUCAS	40.104	3	70 I.KARPUSHIN	1:49.886	1:49.998	(3)	
4	4 F.PALOMERA	29.794	70 I.KARPUSHIN	40.267	70 I.KARPUSHIN	40.130	4	46 A.LUCAS	1:50.236	1:50.476	(4)	
5	18 M.TAMBURINI	29.833	55 M.SANCHEZ	40.267	55 M.SANCHEZ	40.132	5	55 M.SANCHEZ	1:50.257	1:50.625	(8)	
6	32 M.LUDEÑA	29.839	32 M.LUDEÑA	40.359	32 M.LUDEÑA	40.181	6	69 F.BUJOSA	1:50.345	1:50.591	(6)	
7	34 J.HINOJOSA	29.848	4 F.PALOMERA	40.430	69 F.BUJOSA	40.213	7	32 M.LUDEÑA	1:50.379	1:50.607	(7)	
8	55 M.SANCHEZ	29.858	34 J.HINOJOSA	40.433	4 F.PALOMERA	40.229	8	4 F.PALOMERA	1:50.453	1:50.574	(5)	
9	8 N.MIROSLAVOV	29.900	98 M.SIEBDRATH	40.516	8 N.MIROSLAVOV	40.263	9	34 J.HINOJOSA	1:50.680	1:50.806	(9)	
10	98 M.SIEBDRATH	29.917	46 A.LUCAS	40.518	18 M.TAMBURINI	40.311	10	8 N.MIROSLAVOV	1:50.765	1:50.877	(11)	
11	77 K.MARTINEZ	29.925	9 E.KASSIGIAN	40.529	98 M.SIEBDRATH	40.353	11	98 M.SIEBDRATH	1:50.786	1:50.873	(10)	
12	69 F.BUJOSA	29.926	8 N.MIROSLAVOV	40.602	26 R.SANJUAN	40.390	12	18 M.TAMBURINI	1:50.806	1:51.097	(13)	
13	11 O.CANTOS	29.969	18 M.TAMBURINI	40.662	34 J.HINOJOSA	40.399	13	26 R.SANJUAN	1:51.027	1:51.076	(12)	
14	26 R.SANJUAN	29.975	26 R.SANJUAN	40.662	9 E.KASSIGIAN	40.418	14	35 M.BERNAL	1:51.315	1:51.441	(15)	
15	35 M.BERNAL	30.075	35 M.BERNAL	40.767	35 M.BERNAL	40.473	15	9 E.KASSIGIAN	1:51.361	1:51.367	(14)	
16	9 E.KASSIGIAN	30.414	11 O.CANTOS	40.855	44 M.PEREZ	40.746	16	11 O.CANTOS	1:51.612	1:51.765	(16)	
17	30 J.TURNER	30.489	15 M.RAMOS	41.016	11 O.CANTOS	40.788	17	44 M.PEREZ	1:52.633	1:52.633	(17)	
18	84 L.GUYAU	30.567	44 M.PEREZ	41.262	76 I.IBAÑEZ	40.888	18	15 M.RAMOS	1:52.705	1:52.828	(18)	
19	15 M.RAMOS	30.570	54 Q.GODEFROY	41.341	7 D.JIMENEZ	41.011	19	76 I.IBAÑEZ	1:53.036	1:53.070	(19)	
20	10 A.DUARTE	30.578	7 D.JIMENEZ	41.361	15 M.RAMOS	41.119	20	7 D.JIMENEZ	1:53.174	1:53.470	(22)	
21	44 M.PEREZ	30.625	30 J.TURNER	41.377	54 Q.GODEFROY	41.158	21	54 Q.GODEFROY	1:53.186	1:53.656	(23)	
22	29 R.TRUCHOT	30.669	76 I.IBAÑEZ	41.384	84 L.GUYAU	41.218	22	30 J.TURNER	1:53.187	1:53.227	(20)	
23	54 Q.GODEFROY	30.687	84 L.GUYAU	41.472	30 J.TURNER	41.321	23	84 L.GUYAU	1:53.257	1:53.350	(21)	
24	17 E.DUPOUIS	30.748	17 E.DUPOUIS	41.566	17 E.DUPOUIS	41.399	24	17 E.DUPOUIS	1:53.713	1:53.826	(24)	
25	76 I.IBAÑEZ	30.764	10 A.DUARTE	41.660	10 A.DUARTE	41.533	25	10 A.DUARTE	1:53.771	1:53.992	(25)	
26	7 D.JIMENEZ	30.802	29 R.TRUCHOT	41.955	29 R.TRUCHOT	41.861	26	29 R.TRUCHOT	1:54.485	1:54.773	(26)	
27	33 L.BOYER	32.374	33 L.BOYER	43.442	33 L.BOYER	42.986	27	33 L.BOYER	1:58.802	1:59.342	(27)	





CIRCUITO DE NAVARRA - 3.933 m.


PRE MOTO 3

ESBK - CTO. ESPAÑA DE VELOCIDAD Después de CARRERA 2

Velocidad máxima del evento

Nº Piloto	Equipo	Moto	Clase	V.Max	Vlt.	Sesión
61 B. URIARTE				220.4	7	ENT. LIBRES 2
18 MATHIAS TAMBURINI	IGAXTEAM	BEON		211.8	5	CARRERA RESTART
4 FRANCISCO JAVIER PALOMERA	MRE TALENT	BEON		211.8	3	CARRERA 1
55 MICHAEL LOUIE SANCHEZ	MRE TALENT	BEON		211.8	3	CARRERA RESTART
5 IGNACIO GALAN	TEAM IMPALA HONDA	BEON		211.4	3	CARRERA 1
34 JACOBO HINOJOSA	QRG MOTOR RACING	BEON		210.9	2	CARRERA 1
70 IAROSLAV KARPUSHIN	FRANDO RACING VHC TEAM LIQUI MOLY	BEON		210.9	3	CARRERA 1
11 OLIVER CANTOS	ALMA RACING TEAM	BEON		210.5	2	CARRERA RESTART
78 HENRI MIGNOT	BRS - BRECHON RACING SCHOOL	BEON		210.5	3	CARRERA 1
26 REMY SANJUAN	MÉCAPROJETS TEAM ADO	BEON		209.7	2	CARRERA 1
46 ALVARO LUCAS	MRE TALENT	BEON		209.3	3	CARRERA 1
17 ENZO DUPUIS	BRS - BRECHON RACING SCHOOL	BEON		208.5	4	CARRERA 1
71 CARLOS CANO	QRG MOTOR RACING			208.5	3	WARM-UP
8 NIKOLA MIROSLAVOV	METMOTO RINGRACING 16	BEON		208.5	9	CARRERA 2
84 LORENZO GUYAU	JEG RACING	BEON		208.5	2	CARRERA 1
29 RANDY TRUCHOT	BS RACING TEAM	BEON		207.7	2	CARRERA RESTART
32 MARCOS LUDEÑA	ALM RACING	BEON		207.7	4	CARRERA 1
76 IZAN IBAÑEZ	BULTACO RACING	BULTACO		207.7	2	CARRERA RESTART
10 AFONSO DUARTE	MIGUEL OLIVEIRA RACING TEAM	BEON		206.9	2	CARRERA RESTART
77 KERMAN DAVID MARTINEZ	CUNA DE CAMPEONES	MIR RACING		206.9	3	CARRERA RESTART
69 FERNANDO BUJOSA	FRANDO RACING VHC TEAM LIQUI MOLY	BEON		206.5	4	CARRERA 1
15 MARTIM MARCO RAMOS	H43 TEAM NOBBY	BEON		206.1	3	CARRERA 1
30 JEAN KENTO TURNER	MIGUEL OLIVEIRA RACING TEAM	BEON		206.1	2	CARRERA RESTART
44 MARK PEREZ	FAU55 RACING - FAMILY CASH	BEON		206.1	3	CARRERA 1
54 QUENTIN GODEFROY	ERDOG - STORM RACING	ERDOG		206.1	2	CARRERA RESTART
45 ALEX LONGARELA	IGAXTEAM	BEON		205.7	2	CARRERA RESTART
98 MIKA SIEBRATH	SUPERHUGO 44 TEAM	MIR RACING		205.7	2	CARRERA 1
35 MIGUEL BERNAL	TEAM ANDIFER-MDR	BEON		205.3	2	CARRERA 1
9 ELLIOT KASSIGIAN	MECAPROJETS TEAM	ERDOG		205.3	4	CARRERA 1
7 DAVID JIMENEZ	MDR COMPETICIÓN	BEON		204.5	2	CARRERA 1
43 LUIS MIGUEL LOPEZ	MIR RACING	MIR RACING		201.5	2	ENT. LIBRES 2
33 LUCAS BOYER	BS RACING	BEON		197.4	5	WARM-UP







PRE MOTO 3
ESBK - CTO. ESPAÑA DE VELOCIDAD
CARRERA 2

Secuencia de líderes por Clase

Nº	Piloto	Equipo	Moto	Vuelta a	Vuelta Final	Vlts.	Total Vlts.
45	ALEX LONGARELA	IGAXTEAM	BEON	1	13	13	13



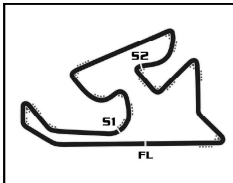


PRE MOTO 3
ESBK - CTO. ESPAÑA DE VELOCIDAD
CARRERA 2

Secuencia de vueltas rápidas

T. Sesión	Nº Piloto	Equipo	Moto	Clase	Tiempo	Km/h	Vlt.
3:48.418	45 ALEX LONGARELA	IGAXTEAM	BEON		1:50.541	128.1	2
5:38.791	45 ALEX LONGARELA	IGAXTEAM	BEON		1:50.373	128.3	3
5:40.691	77 KERMÁN DAVID MARTÍNEZ	CUNA DE CAMPEONES	MIR RACING		1:50.221	128.5	3
5:43.825	70 IAROSLAV KARPUSHIN	FRANCO RACING VHC TEAM LIQUI MOLY	BEON		1:50.083	128.6	3
7:30.637	77 KERMÁN DAVID MARTÍNEZ	CUNA DE CAMPEONES	MIR RACING		1:49.946	128.8	4
9:19.137	45 ALEX LONGARELA	IGAXTEAM	BEON		1:49.928	128.8	5
9:20.371	77 KERMÁN DAVID MARTÍNEZ	CUNA DE CAMPEONES	MIR RACING		1:49.734	129.0	5
12:58.561	45 ALEX LONGARELA	IGAXTEAM	BEON		1:49.649	129.1	7





CIRCUITO DE NAVARRA 3.933 m.

PRE MOTO 3


ESBK - CTO. ESPAÑA DE VELOCIDAD

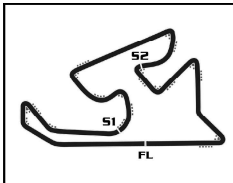
CARRERA 2

Tiempos por vuelta

Piloto Doblado

Nº	Tiempo	Dif.	Nº	Tiempo	Dif.	Nº	Tiempo	Dif.	Nº	Tiempo	Dif.	Nº	Tiempo	Dif.
Vlt. 1			33	1:59.665	23.489	29	1:54.773	23.352	17	1:54.375	31.790	10	1:54.344	39.483
45	1:57.877	0.000	Vlt. 3			54	1:54.809	23.423	54	1:53.888	32.357	17	1:54.186	40.092
55	1:58.630	0.753	45	1:50.373		33	1:59.679	41.936	29	1:54.806	33.805	54	1:54.308	40.611
77	1:58.841	0.964	77	1:50.221	1.900	Vlt. 5			33	1:59.367	1:01.179	29	1:55.793	45.163
4	1:58.893	1.016	4	1:50.984	2.524	45	1:49.928		Vlt. 7			33	2:00.381	1:21.192
46	1:59.178	1.301	55	1:51.308	2.642	77	1:49.734	1.234	45	1:49.649		Vlt. 9		
18	1:59.775	1.898	46	1:51.577	3.319	55	1:50.625	3.558	77	1:50.072	1.730	45	1:52.347	
69	2:00.278	2.401	69	1:51.074	3.723	4	1:50.574	3.790	46	1:50.623	6.094	77	1:52.319	2.158
34	2:00.968	3.091	18	1:51.189	4.020	46	1:50.476	4.068	55	1:51.178	6.458	4	1:52.022	7.277
32	2:01.237	3.360	34	1:51.211	4.848	69	1:50.714	4.682	4	1:51.106	6.487	46	1:52.355	7.519
8	2:01.266	3.389	8	1:50.877	4.898	70	1:49.998	5.774	69	1:50.965	7.052	69	1:51.681	7.557
70	2:01.341	3.464	70	1:50.083	5.034	18	1:51.228	5.999	18	1:51.934	9.900	55	1:52.310	8.003
98	2:01.990	4.113	32	1:50.852	5.414	8	1:50.950	6.616	32	1:51.208	10.243	32	1:52.360	12.790
9	2:02.882	5.005	98	1:50.980	5.979	32	1:50.607	6.975	34	1:51.352	10.461	8	1:53.265	14.573
11	2:02.980	5.103	9	1:51.367	7.904	34	1:50.806	7.390	98	1:51.617	10.921	34	1:53.753	14.797
35	2:03.345	5.468	26	1:51.076	8.209	98	1:51.006	7.855	8	1:52.330	11.218	18	1:54.565	15.442
76	2:03.873	5.996	35	1:51.441	8.990	26	1:52.072	11.788	26	1:51.883	16.248	98	1:54.294	15.568
26	2:03.894	6.017	11	1:52.034	9.490	35	1:51.921	12.036	35	1:52.229	16.996	26	1:52.617	18.631
84	2:04.609	6.732	76	1:53.070	11.600	9	1:52.162	12.165	9	1:51.887	17.047	9	1:52.614	20.421
44	2:04.745	6.868	44	1:52.633	11.914	11	1:51.846	12.755	11	1:52.020	17.410	35	1:54.048	21.819
10	2:06.153	8.276	84	1:53.350	13.089	76	1:54.104	18.896	76	1:54.070	28.296	11	1:54.462	23.066
7	2:06.699	8.822	7	1:53.530	15.349	44	1:54.188	19.009	44	1:54.290	28.537	70	2:18.489	2 Vlts.
17	2:07.026	9.149	30	1:53.812	17.202	84	1:54.251	20.560	7	1:53.470	30.307	7	1:54.994	36.750
29	2:07.251	9.374	10	1:54.728	17.863	7	1:53.662	22.499	30	1:53.227	31.123	76	1:55.892	37.103
15	2:07.288	9.411	17	1:54.767	18.040	30	1:53.485	23.942	84	1:55.041	31.171	30	1:54.641	37.516
30	2:07.561	9.684	15	1:54.306	18.210	15	1:52.828	25.660	15	1:53.236	32.306	15	1:54.160	37.891
54	2:07.788	9.911	29	1:54.840	18.997	10	1:54.151	25.660	10	1:54.112	35.200	44	1:56.564	37.982
33	2:12.242	14.365	54	1:54.682	19.032	17	1:54.409	27.190	17	1:53.826	35.967	84	1:54.744	38.043
Vlt. 2			33	1:59.559	32.675	54	1:54.749	28.244	54	1:53.656	36.364	10	1:55.934	43.070
45	1:50.541		Vlt. 4			29	1:55.350	28.774	29	1:55.275	39.431	54	1:55.111	43.375
55	1:51.495	1.707	45	1:50.418		33	1:59.579	51.587	33	1:59.342	1:10.872	17	1:55.679	43.424
4	1:51.438	1.913	77	1:49.946	1.428	Vlt. 6			7	1:54.994	25.779	29	1:55.972	48.788
77	1:51.629	2.052	55	1:50.637	2.861	45	1:49.775		45	1:50.061		33	2:00.001	1:28.846
46	1:51.355	2.115	4	1:51.038	3.144	77	1:49.848	1.307	77	1:50.517	2.186	Vlt. 10		
69	1:51.162	3.022	46	1:50.619	3.520	55	1:51.146	4.929	46	1:51.478	7.511	45	1:52.697	
18	1:51.847	3.204	69	1:50.591	3.896	4	1:51.015	5.030	4	1:51.176	7.602	77	1:53.212	2.673
34	1:51.460	4.010	18	1:51.097	4.699	46	1:50.827	5.120	70	5:31.514	2 Vlts.	4	1:52.108	6.688
8	1:51.546	4.394	8	1:51.114	5.594	69	1:50.829	5.736	55	1:51.643	8.040	69	1:52.062	6.922
32	1:52.116	4.935	70	1:51.088	5.704	18	1:51.391	7.615	69	1:51.232	8.223	46	1:52.592	7.414
70	1:52.401	5.324	32	1:51.300	6.296	8	1:51.696	8.537	32	1:52.595	12.777	55	1:52.171	7.477
98	1:51.800	5.372	34	1:52.082	6.512	32	1:51.484	8.684	18	1:53.385	13.224	32	1:52.593	12.686
9	1:52.446	6.910	98	1:51.216	6.777	34	1:51.143	8.758	34	1:52.991	13.391	8	1:53.808	15.684
26	1:52.030	7.506	26	1:51.853	9.644	98	1:50.873	8.953	98	1:52.761	13.621	34	1:53.922	16.022
11	1:53.267	7.829	9	1:52.445	9.931	26	1:52.001	14.014	8	1:52.498	13.655	98	1:53.265	16.136
35	1:52.995	7.922	35	1:51.471	10.043	35	1:52.155	14.416	26	1:52.174	18.361	18	1:55.566	18.311
76	1:53.448	8.903	11	1:51.765	10.837	9	1:52.419	14.809	35	1:53.183	20.118	26	1:52.480	18.414
44	1:53.327	9.654	76	1:53.538	14.720	11	1:52.059	15.039	9	1:53.168	20.154	9	1:52.810	20.534
84	1:53.921	10.112	44	1:53.253	14.749	76	1:54.754	23.875	11	1:53.602	20.951	35	1:54.370	23.492
7	1:53.911	12.192	84	1:53.566	16.237	44	1:54.662	23.896	76	1:55.323	33.558	11	1:55.940	26.309
10	1:55.773	13.508	7	1:53.834	18.765	84	1:54.994	25.779	44	1:55.289	33.765	70	1:56.580	2 Vlts.
17	1:55.038	13.646	30	1:53.601	20.385	7	1:53.762	26.486	7	1:53.857	34.103	76	1:54.730	39.136
30	1:54.620	13.763	10	1:53.992	21.437	30	1:53.378	27.545	30	1:54.160	35.222	7	1:55.198	39.251
15	1:55.407	14.277	17	1:55.087	22.709	15	1:52.834	28.719	84	1:54.536	35.646	15	1:54.625	39.819
29	1:55.697	14.530	15	1:54.968	22.760	10	1:54.852	30.737	15	1:53.833	36.078	84	1:54.737	40.083
54	1:55.353	14.723												






CIRCUITO DE NAVARRA 3.933 m.

PRE MOTO 3 ESBK - CTO. ESPAÑA DE VELOCIDAD CARRERA 2

Tiempos por vuelta

Piloto Doblado

Nº	Tiempo	Dif.	Nº	Tiempo	Dif.	Nº	Tiempo	Dif.	Nº	Tiempo	Dif.	Nº	Tiempo	Dif.
44	1:57.808	43.093	44	1:55.127	50.775									
17	1:56.158	46.885	54	1:54.880	53.816									
10	1:57.620	47.993	17	1:55.543	53.949									
54	1:57.498	48.176	10	1:54.947	55.187									
29	1:55.967	52.058	29	1:55.943	59.859									
33	2:00.448	1:36.597												
Vlt. 11			Vlt. 13											
45	1:52.184		45	1:52.115										
77	1:53.320	3.809	33	2:01.450	1 Vlt.									
4	1:51.874	6.378	77	1:51.914	3.922									
55	1:51.229	6.522	55	1:50.997	4.936									
46	1:51.672	6.902	4	1:50.766	4.965									
69	1:52.326	7.064	46	1:51.009	5.201									
32	1:52.511	13.013	69	1:50.931	5.571									
8	1:53.478	16.978	32	1:52.230	13.628									
34	1:53.226	17.064	34	1:52.427	18.238									
98	1:53.383	17.335	98	1:52.581	18.599									
26	1:52.642	18.872	8	1:52.055	18.603									
18	1:55.480	21.607	26	1:51.579	18.740									
9	1:53.462	21.812	9	1:53.695	25.838									
35	1:54.630	25.938	18	1:52.973	25.925									
11	1:56.128	30.253	35	1:54.612	30.350									
7	1:54.465	41.532	11	1:55.870	37.744									
15	1:54.523	42.158	15	1:53.922	46.682									
76	1:55.374	42.326	7	1:54.504	46.716									
84	1:55.467	43.366	76	1:54.626	47.283									
70	1:58.828	2 Vlts.	70	1:55.373	2 Vlts.									
44	1:56.310	47.219	84	1:55.737	51.279									
17	1:55.276	49.977	54	1:55.316	57.017									
54	1:54.515	50.507	17	1:55.579	57.413									
10	1:56.002	51.811	10	1:54.674	57.746									
29	1:55.613	55.487	29	1:55.901	1:03.645									
33	1:59.458	1:43.871												
Vlt. 12														
45	1:51.571													
77	1:51.885	4.123												
55	1:51.103	6.054												
46	1:50.976	6.307												
4	1:51.507	6.314												
69	1:51.262	6.755												
32	1:52.071	13.513												
34	1:52.433	17.926												
98	1:52.369	18.133												
8	1:53.256	18.663												
26	1:51.975	19.276												
9	1:54.017	24.258												
18	1:55.031	25.067												
35	1:53.486	27.853												
11	1:55.307	33.989												
7	1:54.366	44.327												
76	1:54.017	44.772												
15	1:54.288	44.875												
84	1:55.862	47.657												
70	1:55.114	2 Vlts.												






PRE MOTO 3 ESBK - CTO. ESPAÑA DE VELOCIDAD CARRERA 2

Análisis de sectores lentos

■ Mejor Personal ■ Mejor de la sesión ■ Cruzando por el pit lane

Vlt.	Tiempo	Sector 1	Sector 2	Sector 3	Km/h	T. Sesión	Vlt.	Tiempo	Sector 1	Sector 2	Sector 3	Km/h	T. Sesión	
4	FRANCISCO JAVIER PALOMERA ESP						MRE TALENT BEON	7	1:51.887	30.414	40.702	40.771	126.5	13:15.608
	8	1:53.168	30.695	41.363	41.110	125.1		15:08.776						
	9	1:52.614	30.629	40.860	41.125	125.7		17:01.390						
	10	1:52.810	30.726	40.907	41.177	125.5		18:54.200						
	11	1:53.462	30.772	41.048	41.642	124.8		20:47.662						
	12	1:54.017	31.494	41.435	41.088	124.2		22:41.679						
	13	1:53.695	30.946	41.669	41.080	124.5		24:35.374						
	1	1:58.893	37.184	41.056	40.653	119.1		1:58.893						
	2	1:51.438	30.000	41.012	40.426	127.1		3:50.331						
	3	1:50.984	29.980	40.754	40.250	127.6		5:41.315						
	4	1:51.038	30.146	40.584	40.308	127.5		7:32.353						
	5	1:50.574	29.915	40.430	40.229	128.0		9:22.927						
	6	1:51.015	30.060	40.574	40.381	127.5		11:13.942						
	7	1:51.106	29.977	40.831	40.298	127.4		13:05.048						
8	1:51.176	29.794	40.835	40.547	127.4	14:56.224								
9	1:52.022	30.079	41.363	40.580	126.4	16:48.246								
10	1:52.108	30.465	40.939	40.704	126.3	18:40.354								
11	1:51.874	30.490	40.997	40.387	126.6	20:32.228								
12	1:51.507	30.236	40.877	40.394	127.0	22:23.735								
13	1:50.766	29.825	40.440	40.501	127.8	24:14.501								
7	DAVID JIMENEZ ESP						MDR COMPETICIÓN BEON	10	1:53.992	30.578	41.767	41.647	124.2	7:50.646
	1	2:06.699	41.890	42.637	42.172	111.8		2:06.699						
	2	1:53.911	30.802	41.915	41.194	124.3		4:00.610						
	3	1:53.530	31.047	41.472	41.011	124.7		5:54.140						
	4	1:53.834	30.968	41.600	41.266	124.4		7:47.974						
	5	1:53.662	31.138	41.399	41.125	124.6		9:41.636						
	6	1:53.762	31.137	41.511	41.114	124.5		11:35.398						
	7	1:53.470	30.956	41.361	41.153	124.8		13:28.868						
	8	1:53.857	30.879	41.685	41.293	124.4		15:22.725						
	9	1:54.994	31.413	41.956	41.625	123.1		17:17.719						
	10	1:55.198	31.522	42.264	41.412	122.9		19:12.917						
	11	1:54.465	31.256	41.742	41.467	123.7		21:07.382						
	12	1:54.366	31.286	41.558	41.522	123.8		23:01.748						
	13	1:54.504	31.073	41.635	41.796	123.7		24:56.252						
8	NIKOLA MIROSLAVOV BGR						METMOTO RINGRACING 16 BEON	11	1:51.765	29.969	40.904	40.892	126.7	7:40.046
	1	2:01.266	39.406	41.169	40.691	116.8		2:01.266						
	2	1:51.546	30.058	40.898	40.590	126.9		3:52.812						
	3	1:50.877	29.923	40.691	40.263	127.7		5:43.689						
	4	1:51.114	29.900	40.624	40.590	127.4		7:34.803						
	5	1:50.950	29.996	40.602	40.352	127.6		9:25.753						
	6	1:51.696	30.139	40.872	40.685	126.8		11:17.449						
	7	1:52.330	30.625	41.079	40.626	126.0		13:09.779						
	8	1:52.498	30.135	41.205	41.158	125.9		15:02.277						
	9	1:53.265	30.595	41.400	41.270	125.0		16:55.542						
	10	1:53.808	31.000	41.367	41.441	124.4		18:49.350						
	11	1:53.478	30.738	41.472	41.268	124.8		20:42.828						
	12	1:53.256	30.746	41.473	41.037	125.0		22:36.084						
	13	1:52.055	30.191	41.158	40.706	126.4		24:28.139						
9	ELLIOT KASSIGIAN FRA						MECAPROJETS TEAM ERDOG	11	1:52.828	30.570	41.016	41.242	125.5	9:44.797
	1	2:02.882	40.566	41.297	41.019	115.2		2:02.882						
	2	1:52.446	30.671	41.003	40.772	125.9		3:55.328						
	3	1:51.367	30.420	40.529	40.418	127.1		5:46.695						
	4	1:52.445	30.569	41.102	40.774	125.9		7:39.140						
	5	1:52.162	30.490	41.044	40.628	126.2		9:31.302						
	6	1:52.419	30.457	41.074	40.888	125.9		11:23.721						
	1	2:07.288	42.992	42.173	42.123	111.2		2:07.288						
	2	1:55.407	31.129	42.475	41.803	122.7		4:02.695						
	3	1:54.306	30.828	41.963	41.515	123.9		5:57.001						
	4	1:54.968	31.320	41.830	41.818	123.2		7:51.969						
	5	1:52.828	30.570	41.016	41.242	125.5		9:44.797						
	6	1:52.834	30.573	41.142	41.119	125.5		11:37.631						
	7	1:53.236	30.667	41.389	41.180	125.0		13:30.867						
8	1:53.833	30.735	41.407	41.691	124.4	15:24.700								
9	1:54.160	30.702	41.719	41.739	124.0	17:18.860								
10	1:54.625	31.627	41.400	41.598	123.5	19:13.485								
11	1:54.523	31.077	42.010	41.436	123.6	21:08.008								
12	1:54.288	30.865	41.644	41.779	123.9	23:02.296								
13	1:53.922	31.210	41.022	41.690	124.3	24:56.218								
10	AFONSO DUARTE PRT						MIGUEL OLIVEIRA RACING TEAM BEON	1	2:06.153	41.236	42.849	42.068	112.2	2:06.153
	2	1:55.773	31.182	42.685	41.906	122.3		4:01.926						
	3	1:54.728	30.854	42.223	41.651	123.4		5:56.654						
	4	1:53.992	30.578	41.767	41.647	124.2		7:50.646						
	5	1:54.151	30.830	41.660	41.661	124.0		9:44.797						
	6	1:54.852	31.149	42.032	41.671	123.3		11:39.649						
	7	1:54.112	30.807	41.772	41.533	124.1		13:33.761						
	8	1:54.344	30.794	41.736	41.814	123.8		15:28.105						
	9	1:55.934	31.059	42.403	42.472	122.1		17:24.039						
	10	1:57.620	31.803	43.065	42.752	120.4		19:21.659						
	11	1:56.002	31.313	42.773	41.916	122.1		21:17.661						
	12	1:54.947	30.965	42.200	41.782	123.2		23:12.608						
	13	1:54.674	30.920	42.052	41.702	123.5		25:07.282						
	11	OLIVER CANTOS ESP						ALMA RACING TEAM BEON	1	2:02.980	40.398	41.229	41.353	115.1
2		1:53.267	30.386	41.518	41.363	125.0	3:56.247							
3		1:52.034	30.330	40.916	40.788	126.4	5:48.281							
4		1:51.765	29.969	40.904	40.892	126.7	7:40.046							
5		1:51.846	30.061	40.945	40.840	126.6	9:31.892							
6		1:52.059	30.125	41.057	40.877	126.4	11:23.951							
7		1:52.020	30.310	40.855	40.855	126.4	13:15.971							
8		1:53.602	30.461	41.583	41.558	124.6	15:09.573							
9		1:54.462	30.689	41.766	42.007	123.7	17:04.035							
10		1:55.940	31.004	42.257	42.679	122.1	18:59.975							
11		1:56.128	31.479	42.449	42.200	121.9	20:56.103							
12		1:55.307	31.225	41.988	42.094	122.8	22:51.410							
13		1:55.870	31.277	42.312	42.281	122.2	24:47.280							
15		MARTIM MARCO RAMOS PRT							H43 TEAM NOBBY BEON	1	2:07.288	42.992	42.173	42.123
	2	1:55.407	31.129	42.475	41.803	122.7	4:02.695							
	3	1:54.306	30.828	41.963	41.515	123.9	5:57.001							
	4	1:54.968	31.320	41.830	41.818	123.2	7:51.969							
	5	1:52.828	30.570	41.016	41.242	125.5	9:44.797							
	6	1:52.834	30.573	41.142	41.119	125.5	11:37.631							
	7	1:53.236	30.667	41.389	41.180	125.0	13:30.867							
	8	1:53.833	30.735	41.407	41.691	124.4	15:24.700							
	9	1:54.160	30.702	41.719	41.739	124.0	17:18.860							
	10	1:54.625	31.627	41.400	41.598	123.5	19:13.485							
	11	1:54.523	31.077	42.010	41.436	123.6	21:08.008							
	12	1:54.288	30.865	41.644	41.779	123.9	23:02.296							
	13	1:53.922	31.210	41.022	41.690	124.3	24:56.218							





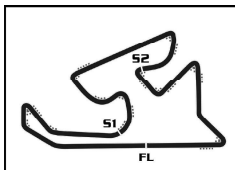
PRE MOTO 3 ESBK - CTO. ESPAÑA DE VELOCIDAD CARRERA 2

Análisis de sectores lentos

■ Mejor Personal ■ Mejor de la sesión ■ B Cruzando por el pit lane

Vlt.	Tiempo	Sector 1	Sector 2	Sector 3	Km/h	T. Sesión	Vlt.	Tiempo	Sector 1	Sector 2	Sector 3	Km/h	T. Sesión	
17	ENZO DUPUIS FRA							7	1:55.275	31.115	42.192	41.968	122.8	13:37.992
	BRS - BRECHON RACING SCHOOL BEON							8	1:55.793	31.221	42.238	42.334	122.3	15:33.785
1	2:07.026	41.516	43.097	42.413	111.5	2:07.026	9	1:55.972	31.293	42.338	42.341	122.1	17:29.757	
2	1:55.038	30.748	42.443	41.847	123.1	4:02.064	10	1:55.967	31.589	42.214	42.164	122.1	19:25.724	
3	1:54.767	31.186	42.090	41.491	123.4	5:56.831	11	1:55.613	31.277	42.111	42.225	122.5	21:21.337	
4	1:55.087	31.285	41.919	41.883	123.0	7:51.918	12	1:55.943	31.223	42.410	42.310	122.1	23:17.280	
5	1:54.409	31.251	41.566	41.592	123.8	9:46.327	13	1:55.901	31.255	42.293	42.353	122.2	25:13.181	
6	1:54.375	30.916	41.769	41.690	123.8	11:40.702								
7	1:53.826	30.828	41.599	41.399	124.4	13:34.528								
8	1:54.186	30.964	41.650	41.572	124.0	15:28.714								
9	1:55.679	30.928	42.423	42.328	122.4	17:24.393								
10	1:56.158	31.680	42.490	41.988	121.9	19:20.551								
11	1:55.276	31.458	41.895	41.923	122.8	21:15.827								
12	1:55.543	31.619	42.335	41.589	122.5	23:11.370								
13	1:55.579	31.724	42.106	41.749	122.5	25:06.949								
18	MATHIAS TAMBURINI ITA													
	IGAXTEAM BEON													
1	1:59.775	37.800	41.383	40.592	118.2	1:59.775								
2	1:51.847	29.970	41.315	40.562	126.6	3:51.622								
3	1:51.189	29.961	40.917	40.311	127.3	5:42.811								
4	1:51.097	30.118	40.662	40.317	127.4	7:33.908								
5	1:51.228	29.833	40.696	40.699	127.3	9:25.136								
6	1:51.391	29.884	40.917	40.590	127.1	11:16.527								
7	1:51.934	30.510	41.055	40.369	126.5	13:08.461								
8	1:53.385	30.376	41.685	41.324	124.9	15:01.846								
9	1:54.565	30.960	41.968	41.637	123.6	16:56.411								
10	1:55.566	31.612	42.154	41.800	122.5	18:51.977								
11	1:55.480	31.158	42.639	41.683	122.6	20:47.457								
12	1:55.031	31.545	42.170	41.316	123.1	22:42.488								
13	1:52.973	30.564	41.645	40.764	125.3	24:35.461								
26	REMY SANJUAN FRA													
	MÉCAPROJETS TEAM ADO BEON													
1	2:03.894	40.930	42.082	40.882	114.3	2:03.894								
2	1:52.030	30.067	41.274	40.689	126.4	3:55.924								
3	1:51.076	30.024	40.662	40.390	127.5	5:47.000								
4	1:51.853	30.095	41.072	40.686	126.6	7:38.853								
5	1:52.072	30.409	41.009	40.654	126.3	9:30.925								
6	1:52.001	30.294	41.120	40.587	126.4	11:22.926								
7	1:51.883	30.376	40.966	40.541	126.6	13:14.809								
8	1:52.174	30.469	41.032	40.673	126.2	15:06.983								
9	1:52.617	30.762	41.191	40.664	125.7	16:59.600								
10	1:52.480	30.526	41.111	40.843	125.9	18:52.080								
11	1:52.642	30.415	41.327	40.900	125.7	20:44.722								
12	1:51.975	30.546	40.949	40.480	126.4	22:36.697								
13	1:51.579	29.975	41.116	40.488	126.9	24:28.276								
29	RANDY TRUCHOT FRA													
	BS RACING TEAM BEON													
1	2:07.251	41.352	42.920	42.979	111.3	2:07.251								
2	1:55.697	30.669	42.484	42.544	122.4	4:02.948								
3	1:54.840	30.955	42.008	41.877	123.3	5:57.788								
4	1:54.773	30.741	42.016	42.016	123.4	7:52.561								
5	1:55.350	30.996	41.955	42.399	122.7	9:47.911								
6	1:54.806	30.811	42.134	41.861	123.3	11:42.717								
30	JEAN KENTO TURNER JPN													
	MIGUEL OLIVEIRA RACING TEAM BEON													
1	2:07.561	42.914	42.730	41.917	111.0	2:07.561								
2	1:54.620	30.762	42.260	41.598	123.5	4:02.181								
3	1:53.812	30.750	41.688	41.374	124.4	5:55.993								
4	1:53.601	30.697	41.514	41.390	124.6	7:49.594								
5	1:53.485	30.691	41.443	41.351	124.8	9:43.079								
6	1:53.378	30.572	41.485	41.321	124.9	11:36.457								
7	1:53.227	30.489	41.377	41.361	125.0	13:29.684								
8	1:54.160	30.844	41.845	41.471	124.0	15:23.844								
9	1:54.641	30.906	42.069	41.666	123.5	17:18.485								
32	MARCOS LUDEÑA ESP													
	ALM RACING BEON													
1	2:01.237	39.196	41.102	40.939	116.8	2:01.237								
2	1:52.116	30.401	41.013	40.702	126.3	3:53.353								
3	1:50.852	30.079	40.592	40.181	127.7	5:44.205								
4	1:51.300	29.839	40.974	40.487	127.2	7:35.505								
5	1:50.607	29.932	40.359	40.316	128.0	9:26.112								
6	1:51.484	29.881	40.992	40.611	127.0	11:17.596								
7	1:51.208	30.191	40.497	40.520	127.3	13:08.804								
8	1:52.595	30.148	41.460	40.987	125.7	15:01.399								
9	1:52.360	30.554	40.927	40.879	126.0	16:53.759								
10	1:52.593	30.452	41.039	41.102	125.8	18:46.352								
11	1:52.511	30.583	40.959	40.969	125.8	20:38.863								
12	1:52.071	30.443	40.816	40.812	126.3	22:30.934								
13	1:52.230	30.486	40.838	40.906	126.2	24:23.164								
33	LUCAS BOYER FRA													
	BS RACING BEON													
1	2:12.242	44.335	44.427	43.480	107.1	2:12.242								
2	1:59.665	32.494	44.073	43.098	118.3	4:11.907								
3	1:59.559	32.374	44.081	43.104	118.4	6:11.466								
4	1:59.679	32.380	43.987	43.312	118.3	8:11.145								
5	1:59.579	32.633	43.865	43.081	118.4	10:10.724								
6	1:59.367	32.789	43.521	43.057	118.6	12:10.091								
7	1:59.342	32.571	43.442	43.329	118.6	14:09.433								
8	2:00.381	32.491	44.295	43.595	117.6	16:09.814								
9	2:00.001	32.711	43.629	43.661	118.0	18:09.815								
10	2:00.448	33.345	43.932	43.171	117.6	20:10.263								
11	1:59.458	32.784	43.688	42.986	118.5	22:09.721								
12	2:01.450	32.420	43.804	45.226	116.6	24:11.171								
34	JACOBO HINOJOSA ESP													
	QRG MOTOR RACING BEON													
1	2:00.968	39.068	41.050	40.850	117.0	2:00.968								
2	1:51.460	30.040	41.011	40.409	127.0	3:52.428								
3	1:51.211	30.063	40.683	40.465	127.3	5:43.639								
4	1:52.082	30.245	41.144	40.693	126.3	7:35.721								





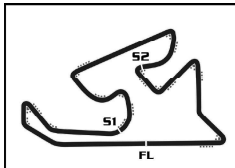
PRE MOTO 3
ESBK - CTO. ESPAÑA DE VELOCIDAD
CARRERA 2

Análisis de sectores lentos

■ Mejor Personal ■ Mejor de la sesión ■ Cruzando por el pit lane

Vlt.	Tiempo	Sector 1	Sector 2	Sector 3	Km/h	T. Sesión	Vlt.	Tiempo	Sector 1	Sector 2	Sector 3	Km/h	T. Sesión
35 MIGUEL BERNAL ESP TEAM ANDIFER-MDR BEON													
1	2:03.345	40.798	41.644	40.903	114.8	2:03.345							
2	1:52.995	30.394	41.701	40.900	125.3	3:56.340							
3	1:51.441	30.075	40.788	40.578	127.1	5:47.781							
4	1:51.471	30.231	40.767	40.473	127.0	7:39.252							
5	1:51.921	30.159	41.071	40.691	126.5	9:31.173							
6	1:52.155	30.394	41.067	40.694	126.2	11:23.328							
7	1:52.229	30.272	40.959	40.998	126.2	13:15.557							
8	1:53.183	30.561	41.298	41.324	125.1	15:08.740							
9	1:54.048	30.867	41.541	41.640	124.1	17:02.788							
10	1:54.370	30.863	41.658	41.849	123.8	18:57.158							
11	1:54.630	31.368	41.932	41.330	123.5	20:51.788							
12	1:53.486	30.936	41.315	41.235	124.8	22:45.274							
13	1:54.612	31.037	41.818	41.757	123.5	24:39.886							
44 MARK PEREZ ESP FAU55 RACING - FAMILY CASH BEON													
1	2:04.745	41.008	42.597	41.140	113.5	2:04.745							
2	1:53.327	30.747	41.427	41.153	124.9	3:58.072							
3	1:52.633	30.625	41.262	40.746	125.7	5:50.705							
4	1:53.253	30.750	41.496	41.007	125.0	7:43.958							
5	1:54.188	30.828	42.076	41.284	124.0	9:38.146							
6	1:54.662	31.077	41.950	41.635	123.5	11:32.808							
7	1:54.290	31.203	42.059	41.028	123.9	13:27.098							
8	1:55.289	31.184	41.847	42.258	122.8	15:22.387							
9	1:56.564	31.799	42.751	42.014	121.5	17:18.951							
10	1:57.808	33.144	42.668	41.996	120.2	19:16.759							
11	1:56.310	32.016	42.338	41.956	121.7	21:13.069							
12	1:55.127	31.348	42.025	41.754	123.0	23:08.196							
45 ALEX LONGARELA ESP IGAXTEAM BEON													
1	1:57.877	36.926	40.617	40.334	120.1	1:57.877							
2	1:50.541	29.976	40.417	40.148	128.1	3:48.418							
3	1:50.373	30.042	40.273	40.058	128.3	5:38.791							
4	1:50.418	29.959	40.329	40.130	128.2	7:29.209							
5	1:49.928	29.864	40.034	40.030	128.8	9:19.137							
6	1:49.775	29.781	39.968	40.026	129.0	11:08.912							
7	1:49.649	29.744	40.091	39.814	129.1	12:58.561							
8	1:50.061	29.800	40.119	40.142	128.6	14:48.622							
9	1:52.347	29.703	41.551	41.093	126.0	16:40.969							
10	1:52.697	30.277	41.192	41.228	125.6	18:33.666							
11	1:52.184	30.472	41.059	40.653	126.2	20:25.850							
12	1:51.571	30.117	40.823	40.631	126.9	22:17.421							
13	1:52.115	30.120	40.904	41.091	126.3	24:09.536							
46 ALVARO LUCAS ESP MRE TALENT BEON													
1	1:59.178	37.759	40.972	40.447	118.8	1:59.178							
2	1:51.355	29.907	41.049	40.399	127.2	3:50.533							
3	1:51.577	30.122	41.072	40.383	126.9	5:42.110							
4	1:50.619	29.737	40.589	40.293	128.0	7:32.729							
5	1:50.476	29.614	40.747	40.115	128.2	9:23.205							
6	1:50.827	29.856	40.867	40.104	127.8	11:14.032							
7	1:50.623	29.722	40.626	40.275	128.0	13:04.655							
8	1:51.478	30.045	40.830	40.603	127.0	14:56.133							
9	1:52.355	30.246	41.684	40.425	126.0	16:48.488							
10	1:52.592	30.440	41.381	40.771	125.8	18:41.080							
11	1:51.672	30.172	41.245	40.255	126.8	20:32.752							
12	1:50.976	29.849	40.518	40.609	127.6	22:23.728							
13	1:51.009	29.941	40.676	40.392	127.5	24:14.737							
54 QUENTIN GODEFROY FRA ERDOG - STORM RACING ERDOG													
1	2:07.788	42.779	43.192	41.817	110.8	2:07.788							
2	1:55.353	31.031	42.250	42.072	122.7	4:03.141							
3	1:54.682	31.287	41.948	41.447	123.5	5:57.823							
4	1:54.809	31.178	41.775	41.856	123.3	7:52.632							
5	1:54.749	31.326	41.559	41.864	123.4	9:47.381							
6	1:53.888	31.058	41.341	41.489	124.3	11:41.269							
7	1:53.656	31.040	41.458	41.158	124.6	13:34.925							
8	1:54.308	30.784	42.000	41.524	123.9	15:29.233							
9	1:55.111	30.687	41.859	42.565	123.0	17:24.344							
10	1:57.498	32.012	42.508	42.978	120.5	19:21.842							
11	1:54.515	31.080	41.919	41.516	123.6	21:16.357							
12	1:54.880	30.993	42.077	41.810	123.2	23:11.237							
13	1:55.316	31.608	41.772	41.936	122.8	25:06.553							
55 MICHAEL LOUIE SANCHEZ USA MRE TALENT BEON													
1	1:58.630	37.108	40.833	40.689	119.4	1:58.630							
2	1:51.495	30.178	40.763	40.554	127.0	3:50.125							
3	1:51.308	30.426	40.750	40.132	127.2	5:41.433							
4	1:50.637	30.168	40.292	40.177	128.0	7:32.070							
5	1:50.625	30.093	40.272	40.260	128.0	9:22.695							
6	1:51.146	30.192	40.353	40.601	127.4	11:13.841							
7	1:51.178	30.239	40.493	40.446	127.4	13:05.019							
8	1:51.643	30.063	40.829	40.751	126.8	14:56.662							
9	1:52.310	29.858	41.800	40.652	126.1	16:48.972							
10	1:52.171	30.266	41.192	40.713	126.2	18:41.143							
11	1:51.229	29.965	40.994	40.270	127.3	20:32.372							
12	1:51.103	30.103	40.420	40.580	127.4	22:23.475							
13	1:50.997	30.021	40.267	40.709	127.6	24:14.472							
69 FERNANDO BUJOSA ESP FRANDO RACING VHC TEAM LIQUI BEON													
1	2:00.278	38.622	40.761	40.895	117.7	2:00.278							
2	1:51.162	30.231	40.486	40.445	127.4	3:51.440							
3	1:51.074	30.224	40.439	40.411	127.5	5:42.514							
4	1:50.591	30.170	40.208	40.213	128.0	7:33.105							
5	1:50.714	30.092	40.346	40.276	127.9	9:23.819							
6	1:50.829	30.245	40.206	40.378	127.8	11:14.648							





CIRCUITO DE NAVARRA 3.933 m.

PRE MOTO 3 ESBK - CTO. ESPAÑA DE VELOCIDAD CARRERA 2

Análisis de sectores lentos

■ Mejor Personal ■ Mejor de la sesión ■ Cruzando por el pit lane

Vlt.	Tiempo	Sector 1	Sector 2	Sector 3	Km/h	T. Sesión	Vlt.	Tiempo	Sector 1	Sector 2	Sector 3	Km/h	T. Sesión
7	1:50.965	30.239	40.326	40.400	127.6	13:05.613	2	1:53.921	30.780	41.871	41.270	124.3	3:58.530
8	1:51.232	30.184	40.313	40.735	127.3	14:56.845	3	1:53.350	30.567	41.565	41.218	124.9	5:51.880
9	1:51.681	30.148	40.811	40.722	126.8	16:48.526	4	1:53.566	30.698	41.472	41.396	124.7	7:45.446
10	1:52.062	30.512	40.820	40.730	126.3	18:40.588	5	1:54.251	31.052	41.829	41.370	123.9	9:39.697
11	1:52.326	30.360	41.297	40.669	126.1	20:32.914	6	1:54.994	31.009	42.561	41.424	123.1	11:34.691
12	1:51.262	30.074	40.633	40.555	127.3	22:24.176	7	1:55.041	31.511	41.863	41.667	123.1	13:29.732
13	1:50.931	29.926	40.403	40.602	127.6	24:15.107	8	1:54.536	31.457	41.699	41.380	123.6	15:24.268

70 IAROSLAV KARPUSHIN EST						
FRANCO RACING VHC TEAM LIQUI						BEON
1	2:01.341	39.982	40.926	40.433	116.7	2:01.341
2	1:52.401	30.133	41.017	41.251	126.0	3:53.742
3	1:50.083	29.489	40.464	40.130	128.6	5:43.825
4	1:51.088	29.886	40.948	40.254	127.5	7:34.913
5	1:49.998	29.581	40.267	40.150	128.7	9:24.911
6	5:31.514	B 29.582	46.135	4:15.797	42.7	14:56.425
7	2:18.489	49.720	45.677	43.092	102.2	17:14.914
8	1:56.580	31.444	43.123	42.013	121.5	19:11.494
9	1:58.828	34.752	42.471	41.605	119.2	21:10.322
10	1:55.114	31.414	41.933	41.767	123.0	23:05.436
11	1:55.373	31.704	42.163	41.506	122.7	25:00.809


76 IZAN IBAÑEZ ESP						
BULTACO RACING						BULTACO
1	2:03.873	40.322	42.481	41.070	114.3	2:03.873
2	1:53.448	30.764	41.618	41.066	124.8	3:57.321
3	1:53.070	30.798	41.384	40.888	125.2	5:50.391
4	1:53.538	30.823	41.462	41.253	124.7	7:43.929
5	1:54.104	30.992	41.656	41.456	124.1	9:38.033
6	1:54.754	31.273	42.020	41.461	123.4	11:32.787
7	1:54.070	31.144	41.892	41.034	124.1	13:26.857
8	1:55.323	31.281	42.205	41.837	122.8	15:22.180
9	1:55.892	32.222	42.253	41.417	122.2	17:18.072
10	1:54.730	31.270	41.955	41.505	123.4	19:12.802
11	1:55.374	31.536	42.178	41.660	122.7	21:08.176
12	1:54.017	31.038	41.648	41.331	124.2	23:02.193
13	1:54.626	31.943	41.589	41.094	123.5	24:56.819

77 KERMAN DAVID MARTINEZ VEN						
CUNA DE CAMPEONES						MIR RACING
1	1:58.841	37.525	40.578	40.738	119.1	1:58.841
2	1:51.629	30.157	41.316	40.156	126.8	3:50.470
3	1:50.221	29.940	40.270	40.011	128.5	5:40.691
4	1:49.946	29.940	40.041	39.965	128.8	7:30.637
5	1:49.734	29.949	39.965	39.820	129.0	9:20.371
6	1:49.848	29.925	39.960	39.963	128.9	11:10.219
7	1:50.072	29.973	40.096	40.003	128.6	13:00.291
8	1:50.517	30.019	40.211	40.287	128.1	14:50.808
9	1:52.319	30.174	40.847	41.298	126.1	16:43.127
10	1:53.212	30.695	41.431	41.086	125.1	18:36.339
11	1:53.320	30.720	41.573	41.027	124.9	20:29.659
12	1:51.885	30.392	40.980	40.513	126.5	22:21.544
13	1:51.914	30.303	40.851	40.760	126.5	24:13.458

84 LORENZO GUYAU FRA						
JEG RACING						BEON
1	2:04.609	40.713	42.577	41.319	113.6	2:04.609

98 MIKA SIEBDRATH GER						
SUPERHUGO 44 TEAM						MIR RACING
1	2:01.990	39.824	41.280	40.886	116.1	2:01.990
2	1:51.800	29.978	40.899	40.923	126.6	3:53.790
3	1:50.980	29.917	40.653	40.410	127.6	5:44.770
4	1:51.216	29.925	40.757	40.534	127.3	7:35.986
5	1:51.006	29.956	40.662	40.388	127.5	9:26.992
6	1:50.873	30.004	40.516	40.353	127.7	11:17.865
7	1:51.617	30.372	40.854	40.391	126.9	13:09.482
8	1:52.761	30.100	41.352	41.309	125.6	15:02.243
9	1:54.294	30.786	41.966	41.542	123.9	16:56.537
10	1:53.265	30.695	40.947	41.623	125.0	18:49.802
11	1:53.383	30.978	41.267	41.138	124.9	20:43.185
12	1:52.369	30.543	40.995	40.831	126.0	22:35.554
13	1:52.581	30.505	41.167	40.909	125.8	24:28.135






PRE MOTO 3 ESBK - CTO. ESPAÑA DE VELOCIDAD CARRERA 2

Análisis de sectores lentos

■ Mejor Personal ■ Mejor de la sesión ■ Cruzando por el pit lane

Vlt.	Tiempo	Sector 1	Sector 2	Sector 3	Km/h	T. Sesión	Vlt.	Tiempo	Sector 1	Sector 2	Sector 3	Km/h	T. Sesión	
4	FRANCISCO JAVIER PALOMERA ESP						MRE TALENT BEON	7	1:51.887	30.414	40.702	40.771	126.5	13:15.608
	8	1:53.168	30.695	41.363	41.110	125.1		15:08.776						
	9	1:52.614	30.629	40.860	41.125	125.7		17:01.390						
	10	1:52.810	30.726	40.907	41.177	125.5		18:54.200						
	11	1:53.462	30.772	41.048	41.642	124.8		20:47.662						
	12	1:54.017	31.494	41.435	41.088	124.2		22:41.679						
	13	1:53.695	30.946	41.669	41.080	124.5		24:35.374						
	1	1:58.893	37.184	41.056	40.653	119.1		1:58.893						
	2	1:51.438	30.000	41.012	40.426	127.1		3:50.331						
	3	1:50.984	29.980	40.754	40.250	127.6		5:41.315						
	4	1:51.038	30.146	40.584	40.308	127.5		7:32.353						
	5	1:50.574	29.915	40.430	40.229	128.0		9:22.927						
	6	1:51.015	30.060	40.574	40.381	127.5		11:13.942						
	7	1:51.106	29.977	40.831	40.298	127.4		13:05.048						
8	1:51.176	29.794	40.835	40.547	127.4	14:56.224								
9	1:52.022	30.079	41.363	40.580	126.4	16:48.246								
10	1:52.108	30.465	40.939	40.704	126.3	18:40.354								
11	1:51.874	30.490	40.997	40.387	126.6	20:32.228								
12	1:51.507	30.236	40.877	40.394	127.0	22:23.735								
13	1:50.766	29.825	40.440	40.501	127.8	24:14.501								
7	DAVID JIMENEZ ESP						MDR COMPETICIÓN BEON	10	1:53.992	30.578	41.767	41.647	124.2	7:50.646
	1	2:06.699	41.890	42.637	42.172	111.8		2:06.699						
	2	1:53.911	30.802	41.915	41.194	124.3		4:00.610						
	3	1:53.530	31.047	41.472	41.011	124.7		5:54.140						
	4	1:53.834	30.968	41.600	41.266	124.4		7:47.974						
	5	1:53.662	31.138	41.399	41.125	124.6		9:41.636						
	6	1:53.762	31.137	41.511	41.114	124.5		11:35.398						
	7	1:53.470	30.956	41.361	41.153	124.8		13:28.868						
	8	1:53.857	30.879	41.685	41.293	124.4		15:22.725						
	9	1:54.994	31.413	41.956	41.625	123.1		17:17.719						
	10	1:55.198	31.522	42.264	41.412	122.9		19:12.917						
	11	1:54.465	31.256	41.742	41.467	123.7		21:07.382						
	12	1:54.366	31.286	41.558	41.522	123.8		23:01.748						
	13	1:54.504	31.073	41.635	41.796	123.7		24:56.252						
8	NIKOLA MIROSLAVOV BGR						METMOTO RINGRACING 16 BEON	11	1:51.765	29.969	40.904	40.892	126.7	7:40.046
	1	2:01.266	39.406	41.169	40.691	116.8		2:01.266						
	2	1:51.546	30.058	40.898	40.590	126.9		3:52.812						
	3	1:50.877	29.923	40.691	40.263	127.7		5:43.689						
	4	1:51.114	29.900	40.624	40.590	127.4		7:34.803						
	5	1:50.950	29.996	40.602	40.352	127.6		9:25.753						
	6	1:51.696	30.139	40.872	40.685	126.8		11:17.449						
	7	1:52.330	30.625	41.079	40.626	126.0		13:09.779						
	8	1:52.498	30.135	41.205	41.158	125.9		15:02.277						
	9	1:53.265	30.595	41.400	41.270	125.0		16:55.542						
	10	1:53.808	31.000	41.367	41.441	124.4		18:49.350						
	11	1:53.478	30.738	41.472	41.268	124.8		20:42.828						
	12	1:53.256	30.746	41.473	41.037	125.0		22:36.084						
	13	1:52.055	30.191	41.158	40.706	126.4		24:28.139						
9	ELLIOT KASSIGIAN FRA						MECAPROJETS TEAM ERDOG	11	1:52.828	30.570	41.016	41.242	125.5	9:44.797
	1	2:02.882	40.566	41.297	41.019	115.2		2:02.882						
	2	1:52.446	30.671	41.003	40.772	125.9		3:55.328						
	3	1:51.367	30.420	40.529	40.418	127.1		5:46.695						
	4	1:52.445	30.569	41.102	40.774	125.9		7:39.140						
	5	1:52.162	30.490	41.044	40.628	126.2		9:31.302						
	6	1:52.419	30.457	41.074	40.888	125.9		11:23.721						
10	AFONSO DUARTE PRT						MIGUEL OLIVEIRA RACING TEAM BEON	1	2:02.980	40.398	41.229	41.353	115.1	2:02.980
	2	1:53.267	30.386	41.518	41.363	125.0		3:56.247						
	3	1:52.034	30.330	40.916	40.788	126.4		5:48.281						
	4	1:51.765	29.969	40.904	40.892	126.7		7:40.046						
	5	1:51.846	30.061	40.945	40.840	126.6		9:31.892						
	6	1:52.059	30.125	41.057	40.877	126.4		11:23.951						
	7	1:52.020	30.310	40.855	40.855	126.4		13:15.971						
	8	1:53.602	30.461	41.583	41.558	124.6		15:09.573						
	9	1:54.462	30.689	41.766	42.007	123.7		17:04.035						
	10	1:55.940	31.004	42.257	42.679	122.1		18:59.975						
	11	1:56.128	31.479	42.449	42.200	121.9		20:56.103						
	12	1:55.307	31.225	41.988	42.094	122.8		22:51.410						
	13	1:55.870	31.277	42.312	42.281	122.2		24:47.280						
	11	OLIVER CANTOS ESP						ALMA RACING TEAM BEON	1	2:07.288	42.992	42.173	42.123	111.2
2		1:55.407	31.129	42.475	41.803	122.7	4:02.695							
3		1:54.306	30.828	41.963	41.515	123.9	5:57.001							
4		1:54.968	31.320	41.830	41.818	123.2	7:51.969							
5		1:52.828	30.570	41.016	41.242	125.5	9:44.797							
6		1:52.834	30.573	41.142	41.119	125.5	11:37.631							
7		1:53.236	30.667	41.389	41.180	125.0	13:30.867							
8		1:53.833	30.735	41.407	41.691	124.4	15:24.700							
9		1:54.160	30.702	41.719	41.739	124.0	17:18.860							
10		1:54.625	31.627	41.400	41.598	123.5	19:13.485							
11		1:54.523	31.077	42.010	41.436	123.6	21:08.008							
12		1:54.288	30.865	41.644	41.779	123.9	23:02.296							
13		1:53.922	31.210	41.022	41.690	124.3	24:56.218							
15		MARTIM MARCO RAMOS PRT							H43 TEAM NOBBY BEON	1	2:07.288	42.992	42.173	42.123
	2	1:55.407	31.129	42.475	41.803	122.7	4:02.695							
	3	1:54.306	30.828	41.963	41.515	123.9	5:57.001							
	4	1:54.968	31.320	41.830	41.818	123.2	7:51.969							
	5	1:52.828	30.570	41.016	41.242	125.5	9:44.797							
	6	1:52.834	30.573	41.142	41.119	125.5	11:37.631							
	7	1:53.236	30.667	41.389	41.180	125.0	13:30.867							
	8	1:53.833	30.735	41.407	41.691	124.4	15:24.700							
	9	1:54.160	30.702	41.719	41.739	124.0	17:18.860							
	10	1:54.625	31.627	41.400	41.598	123.5	19:13.485							
	11	1:54.523	31.077	42.010	41.436	123.6	21:08.008							
	12	1:54.288	30.865	41.644	41.779	123.9	23:02.296							
	13	1:53.922	31.210	41.022	41.690	124.3	24:56.218							






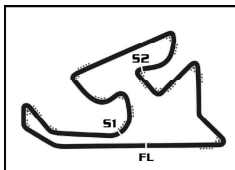
PRE MOTO 3 ESBK - CTO. ESPAÑA DE VELOCIDAD CARRERA 2

Análisis de sectores lentos

■ Mejor Personal ■ Mejor de la sesión ■ Cruzando por el pit lane

Vlt.	Tiempo	Sector 1	Sector 2	Sector 3	Km/h	T. Sesión	Vlt.	Tiempo	Sector 1	Sector 2	Sector 3	Km/h	T. Sesión	
17	ENZO DUPUIS FRA							7	1:55.275	31.115	42.192	41.968	122.8	13:37.992
	BRS - BRECHON RACING SCHOOL BEON							8	1:55.793	31.221	42.238	42.334	122.3	15:33.785
1	2:07.026	41.516	43.097	42.413	111.5	2:07.026	9	1:55.972	31.293	42.338	42.341	122.1	17:29.757	
2	1:55.038	30.748	42.443	41.847	123.1	4:02.064	10	1:55.967	31.589	42.214	42.164	122.1	19:25.724	
3	1:54.767	31.186	42.090	41.491	123.4	5:56.831	11	1:55.613	31.277	42.111	42.225	122.5	21:21.337	
4	1:55.087	31.285	41.919	41.883	123.0	7:51.918	12	1:55.943	31.223	42.410	42.310	122.1	23:17.280	
5	1:54.409	31.251	41.566	41.592	123.8	9:46.327	13	1:55.901	31.255	42.293	42.353	122.2	25:13.181	
6	1:54.375	30.916	41.769	41.690	123.8	11:40.702	30 JEAN KENTO TURNER JPN							
7	1:53.826	30.828	41.599	41.399	124.4	13:34.528	MIGUEL OLIVEIRA RACING TEAM BEON							
8	1:54.186	30.964	41.650	41.572	124.0	15:28.714	1	2:07.561	42.914	42.730	41.917	111.0	2:07.561	
9	1:55.679	30.928	42.423	42.328	122.4	17:24.393	2	1:54.620	30.762	42.260	41.598	123.5	4:02.181	
10	1:56.158	31.680	42.490	41.988	121.9	19:20.551	3	1:53.812	30.750	41.688	41.374	124.4	5:55.993	
11	1:55.276	31.458	41.895	41.923	122.8	21:15.827	4	1:53.601	30.697	41.514	41.390	124.6	7:49.594	
12	1:55.543	31.619	42.335	41.589	122.5	23:11.370	5	1:53.485	30.691	41.443	41.351	124.8	9:43.079	
13	1:55.579	31.724	42.106	41.749	122.5	25:06.949	6	1:53.378	30.572	41.485	41.321	124.9	11:36.457	
18 MATHIAS TAMBURINI ITA							7	1:53.227	30.489	41.377	41.361	125.0	13:29.684	
IGAXTEAM BEON							8	1:54.160	30.844	41.845	41.471	124.0	15:23.844	
1	1:59.775	37.800	41.383	40.592	118.2	1:59.775	9	1:54.641	30.906	42.069	41.666	123.5	17:18.485	
2	1:51.847	29.970	41.315	40.562	126.6	3:51.622	32 MARCOS LUDEÑA ESP							
3	1:51.189	29.961	40.917	40.311	127.3	5:42.811	ALM RACING BEON							
4	1:51.097	30.118	40.662	40.317	127.4	7:33.908	1	2:01.237	39.196	41.102	40.939	116.8	2:01.237	
5	1:51.228	29.833	40.696	40.699	127.3	9:25.136	2	1:52.116	30.401	41.013	40.702	126.3	3:53.353	
6	1:51.391	29.884	40.917	40.590	127.1	11:16.527	3	1:50.852	30.079	40.592	40.181	127.7	5:44.205	
7	1:51.934	30.510	41.055	40.369	126.5	13:08.461	4	1:51.300	29.839	40.974	40.487	127.2	7:35.505	
8	1:53.385	30.376	41.685	41.324	124.9	15:01.846	5	1:50.607	29.932	40.359	40.316	128.0	9:26.112	
9	1:54.565	30.960	41.968	41.637	123.6	16:56.411	6	1:51.484	29.881	40.992	40.611	127.0	11:17.596	
10	1:55.566	31.612	42.154	41.800	122.5	18:51.977	7	1:51.208	30.191	40.497	40.520	127.3	13:08.804	
11	1:55.480	31.158	42.639	41.683	122.6	20:47.457	8	1:52.595	30.148	41.460	40.987	125.7	15:01.399	
12	1:55.031	31.545	42.170	41.316	123.1	22:42.488	9	1:52.360	30.554	40.927	40.879	126.0	16:53.759	
13	1:52.973	30.564	41.645	40.764	125.3	24:35.461	10	1:52.593	30.452	41.039	41.102	125.8	18:46.352	
26 REMY SANJUAN FRA							11	1:52.511	30.583	40.959	40.969	125.8	20:38.863	
MÉCAPROJETS TEAM ADO BEON							12	1:52.071	30.443	40.816	40.812	126.3	22:30.934	
1	2:03.894	40.930	42.082	40.882	114.3	2:03.894	13	1:52.230	30.486	40.838	40.906	126.2	24:23.164	
2	1:52.030	30.067	41.274	40.689	126.4	3:55.924	33 LUCAS BOYER FRA							
3	1:51.076	30.024	40.662	40.390	127.5	5:47.000	BS RACING BEON							
4	1:51.853	30.095	41.072	40.686	126.6	7:38.853	1	2:12.242	44.335	44.427	43.480	107.1	2:12.242	
5	1:52.072	30.409	41.009	40.654	126.3	9:30.925	2	1:59.665	32.494	44.073	43.098	118.3	4:11.907	
6	1:52.001	30.294	41.120	40.587	126.4	11:22.926	3	1:59.559	32.374	44.081	43.104	118.4	6:11.466	
7	1:51.883	30.376	40.966	40.541	126.6	13:14.809	4	1:59.679	32.380	43.987	43.312	118.3	8:11.145	
8	1:52.174	30.469	41.032	40.673	126.2	15:06.983	5	1:59.579	32.633	43.865	43.081	118.4	10:10.724	
9	1:52.617	30.762	41.191	40.664	125.7	16:59.600	6	1:59.367	32.789	43.521	43.057	118.6	12:10.091	
10	1:52.480	30.526	41.111	40.843	125.9	18:52.080	7	1:59.342	32.571	43.442	43.329	118.6	14:09.433	
11	1:52.642	30.415	41.327	40.900	125.7	20:44.722	8	2:00.381	32.491	44.295	43.595	117.6	16:09.814	
12	1:51.975	30.546	40.949	40.480	126.4	22:36.697	9	2:00.001	32.711	43.629	43.661	118.0	18:09.815	
13	1:51.579	29.975	41.116	40.488	126.9	24:28.276	10	2:00.448	33.345	43.932	43.171	117.6	20:10.263	
29 RANDY TRUCHOT FRA							11	1:59.458	32.784	43.688	42.986	118.5	22:09.721	
BS RACING TEAM BEON							12	2:01.450	32.420	43.804	45.226	116.6	24:11.171	
1	2:07.251	41.352	42.920	42.979	111.3	2:07.251	34 JACOBO HINOJOSA ESP							
2	1:55.697	30.669	42.484	42.544	122.4	4:02.948	QRG MOTOR RACING BEON							
3	1:54.840	30.955	42.008	41.877	123.3	5:57.788	1	2:00.968	39.068	41.050	40.850	117.0	2:00.968	
4	1:54.773	30.741	42.016	42.016	123.4	7:52.561	2	1:51.460	30.040	41.011	40.409	127.0	3:52.428	
5	1:55.350	30.996	41.955	42.399	122.7	9:47.911	3	1:51.211	30.063	40.683	40.465	127.3	5:43.639	
6	1:54.806	30.811	42.134	41.861	123.3	11:42.717	4	1:52.082	30.245	41.144	40.693	126.3	7:35.721	






PRE MOTO 3
ESBK - CTO. ESPAÑA DE VELOCIDAD
CARRERA 2

Análisis de sectores lentos

Mejor Personal							Mejor de la sesión							Cruzando por el pit lane																																																																												
Vlt.	Tiempo	Sector 1	Sector 2	Sector 3	Km/h	T. Sesión	Vlt.	Tiempo	Sector 1	Sector 2	Sector 3	Km/h	T. Sesión	Vlt.	Tiempo	Sector 1	Sector 2	Sector 3	Km/h	T. Sesión																																																																						
35	MIGUEL BERNAL	ESP																																																																																								
TEAM ANDIFER-MDR																					BEON																																																																					
1	2:03.345	40.798	41.644	40.903	114.8	2:03.345	2	1:52.995	30.394	41.701	40.900	125.3	3:56.340	3	1:51.441	30.075	40.788	40.578	127.1	5:47.781	4	1:51.471	30.231	40.767	40.473	127.0	7:39.252	5	1:51.921	30.159	41.071	40.691	126.5	9:31.173	6	1:52.155	30.394	41.067	40.694	126.2	11:23.328	7	1:52.229	30.272	40.959	40.998	126.2	13:15.557	8	1:53.183	30.561	41.298	41.324	125.1	15:08.740	9	1:54.048	30.867	41.541	41.640	124.1	17:02.788	10	1:54.370	30.863	41.658	41.849	123.8	18:57.158	11	1:54.630	31.368	41.932	41.330	123.5	20:51.788	12	1:53.486	30.936	41.315	41.235	124.8	22:45.274	13	1:54.612	31.037	41.818	41.757	123.5	24:39.886
44	MARK PEREZ	ESP																																																																																								
FAU55 RACING - FAMILY CASH																					BEON																																																																					
1	2:04.745	41.008	42.597	41.140	113.5	2:04.745	2	1:53.327	30.747	41.427	41.153	124.9	3:58.072	3	1:52.633	30.625	41.262	40.746	125.7	5:50.705	4	1:53.253	30.750	41.496	41.007	125.0	7:43.958	5	1:54.188	30.828	42.076	41.284	124.0	9:38.146	6	1:54.662	31.077	41.950	41.635	123.5	11:32.808	7	1:54.290	31.203	42.059	41.028	123.9	13:27.098	8	1:55.289	31.184	41.847	42.258	122.8	15:22.387	9	1:56.564	31.799	42.751	42.014	121.5	17:18.951	10	1:57.808	33.144	42.668	41.996	120.2	19:16.759	11	1:56.310	32.016	42.338	41.956	121.7	21:13.069	12	1:55.127	31.348	42.025	41.754	123.0	23:08.196							
45	ALEX LONGARELA	ESP																																																																																								
IGAXTEAM																					BEON																																																																					
1	1:57.877	36.926	40.617	40.334	120.1	1:57.877	2	1:50.541	29.976	40.417	40.148	128.1	3:48.418	3	1:50.373	30.042	40.273	40.058	128.3	5:38.791	4	1:50.418	29.959	40.329	40.130	128.2	7:29.209	5	1:49.928	29.864	40.034	40.030	128.8	9:19.137	6	1:49.775	29.781	39.968	40.026	129.0	11:08.912	7	1:49.649	29.744	40.091	39.814	129.1	12:58.561	8	1:50.061	29.800	40.119	40.142	128.6	14:48.622	9	1:52.347	29.703	41.551	41.093	126.0	16:40.969	10	1:52.697	30.277	41.192	41.228	125.6	18:33.666	11	1:52.184	30.472	41.059	40.653	126.2	20:25.850	12	1:51.571	30.117	40.823	40.631	126.9	22:17.421	13	1:52.115	30.120	40.904	41.091	126.3	24:09.536
46	ALVARO LUCAS	ESP																																																																																								
MRE TALENT																					BEON																																																																					
1	1:59.178	37.759	40.972	40.447	118.8	1:59.178	2	1:51.355	29.907	41.049	40.399	127.2	3:50.533	3	1:51.577	30.122	41.072	40.383	126.9	5:42.110	4	1:50.619	29.737	40.589	40.293	128.0	7:32.729	5	1:50.476	29.614	40.747	40.115	128.2	9:23.205	6	1:50.827	29.856	40.867	40.104	127.8	11:14.032	7	1:50.623	29.722	40.626	40.275	128.0	13:04.655	8	1:51.478	30.045	40.830	40.603	127.0	14:56.133	9	1:52.355	30.246	41.684	40.425	126.0	16:48.488	10	1:52.592	30.440	41.381	40.771	125.8	18:41.080	11	1:51.672	30.172	41.245	40.255	126.8	20:32.752	12	1:50.976	29.849	40.518	40.609	127.6	22:23.728	13	1:51.009	29.941	40.676	40.392	127.5	24:14.737
54	QUENTIN GODEFROY	FRA																																																																																								
ERDOG - STORM RACING																					ERDOG																																																																					
1	2:07.788	42.779	43.192	41.817	110.8	2:07.788	2	1:55.353	31.031	42.250	42.072	122.7	4:03.141	3	1:54.682	31.287	41.948	41.447	123.5	5:57.823	4	1:54.809	31.178	41.775	41.856	123.3	7:52.632	5	1:54.749	31.326	41.559	41.864	123.4	9:47.381	6	1:53.888	31.058	41.341	41.489	124.3	11:41.269	7	1:53.656	31.040	41.458	41.158	124.6	13:34.925	8	1:54.308	30.784	42.000	41.524	123.9	15:29.233	9	1:55.111	30.687	41.859	42.565	123.0	17:24.344	10	1:57.498	32.012	42.508	42.978	120.5	19:21.842	11	1:54.515	31.080	41.919	41.516	123.6	21:16.357	12	1:54.880	30.993	42.077	41.810	123.2	23:11.237	13	1:55.316	31.608	41.772	41.936	122.8	25:06.553
55	MICHAEL LOUIE SANCHEZ	USA																																																																																								
MRE TALENT																					BEON																																																																					
1	1:58.630	37.108	40.833	40.689	119.4	1:58.630	2	1:51.495	30.178	40.763	40.554	127.0	3:50.125	3	1:51.308	30.426	40.750	40.132	127.2	5:41.433	4	1:50.637	30.168	40.292	40.177	128.0	7:32.070	5	1:50.625	30.093	40.272	40.260	128.0	9:22.695	6	1:51.146	30.192	40.353	40.601	127.4	11:13.841	7	1:51.178	30.239	40.493	40.446	127.4	13:05.019	8	1:51.643	30.063	40.829	40.751	126.8	14:56.662	9	1:52.310	29.858	41.800	40.652	126.1	16:48.972	10	1:52.171	30.266	41.192	40.713	126.2	18:41.143	11	1:51.229	29.965	40.994	40.270	127.3	20:32.372	12	1:51.103	30.103	40.420	40.580	127.4	22:23.475	13	1:50.997	30.021	40.267	40.709	127.6	24:14.472
69	FERNANDO BUJOSA	ESP																																																																																								
FRANCO RACING VHC TEAM LIQUI																					BEON																																																																					
1	2:00.278	38.622	40.761	40.895	117.7	2:00.278	2	1:51.162	30.231	40.486	40.445	127.4	3:51.440	3	1:51.074	30.224	40.439	40.411	127.5	5:42.514	4	1:50.591	30.170	40.208	40.213	128.0	7:33.105	5	1:50.714	30.092	40.346	40.276	127.9	9:23.819	6	1:50.829	30.245	40.206	40.378	127.8	11:14.648																																																	



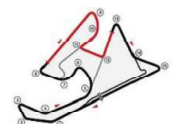


PRE MOTO 3 ESBK - CTO. ESPAÑA DE VELOCIDAD CARRERA 2

Análisis de sectores lentos

■ Mejor Personal ■ Mejor de la sesión ■ Cruzando por el pit lane

Vlt.	Tiempo	Sector 1	Sector 2	Sector 3	Km/h	T. Sesión	Vlt.	Tiempo	Sector 1	Sector 2	Sector 3	Km/h	T. Sesión						
7	1:50.965	30.239	40.326	40.400	127.6	13:05.613	2	1:53.921	30.780	41.871	41.270	124.3	3:58.530						
8	1:51.232	30.184	40.313	40.735	127.3	14:56.845	3	1:53.350	30.567	41.565	41.218	124.9	5:51.880						
9	1:51.681	30.148	40.811	40.722	126.8	16:48.526	4	1:53.566	30.698	41.472	41.396	124.7	7:45.446						
10	1:52.062	30.512	40.820	40.730	126.3	18:40.588	5	1:54.251	31.052	41.829	41.370	123.9	9:39.697						
11	1:52.326	30.360	41.297	40.669	126.1	20:32.914	6	1:54.994	31.009	42.561	41.424	123.1	11:34.691						
12	1:51.262	30.074	40.633	40.555	127.3	22:24.176	7	1:55.041	31.511	41.863	41.667	123.1	13:29.732						
13	1:50.931	29.926	40.403	40.602	127.6	24:15.107	8	1:54.536	31.457	41.699	41.380	123.6	15:24.268						
70 IAROSLAV KARPUSHIN EST							98 MIKA SIEBDRATH GER												
FRANCO RACING VHC TEAM LIQUI BEON							SUPERHUGO 44 TEAM MIR RACING												
1	2:01.341	39.982	40.926	40.433	116.7	2:01.341	1	2:01.990	39.824	41.280	40.886	116.1	2:01.990						
2	1:52.401	30.133	41.017	41.251	126.0	3:53.742	2	1:51.800	29.978	40.899	40.923	126.6	3:53.790						
3	1:50.083	29.489	40.464	40.130	128.6	5:43.825	3	1:50.980	29.917	40.653	40.410	127.6	5:44.770						
4	1:51.088	29.886	40.948	40.254	127.5	7:34.913	4	1:51.216	29.925	40.757	40.534	127.3	7:35.986						
5	1:49.998	29.581	40.267	40.150	128.7	9:24.911	5	1:51.006	29.956	40.662	40.388	127.5	9:26.992						
6	5:31.514	B	29.582	46.135	4:15.797	42.7	14:56.425	6	1:50.873	30.004	40.516	40.353	127.7	11:17.865					
7	2:18.489	49.720	45.677	43.092	102.2	17:14.914	7	1:51.617	30.372	40.854	40.391	126.9	13:09.482						
8	1:56.580	31.444	43.123	42.013	121.5	19:11.494	8	1:52.761	30.100	41.352	41.309	125.6	15:02.243						
9	1:58.828	34.752	42.471	41.605	119.2	21:10.322	9	1:54.294	30.786	41.966	41.542	123.9	16:56.537						
10	1:55.114	31.414	41.933	41.767	123.0	23:05.436	10	1:53.265	30.695	40.947	41.623	125.0	18:49.802						
11	1:55.373	31.704	42.163	41.506	122.7	25:00.809	11	1:53.383	30.978	41.267	41.138	124.9	20:43.185						
76 IZAN IBAÑEZ ESP							12							1:52.369	30.543	40.995	40.831	126.0	22:35.554
BULTACO RACING BULTACO							13							1:52.581	30.505	41.167	40.909	125.8	24:28.135
1	2:03.873	40.322	42.481	41.070	114.3	2:03.873													
2	1:53.448	30.764	41.618	41.066	124.8	3:57.321													
3	1:53.070	30.798	41.384	40.888	125.2	5:50.391													
4	1:53.538	30.823	41.462	41.253	124.7	7:43.929													
5	1:54.104	30.992	41.656	41.456	124.1	9:38.033													
6	1:54.754	31.273	42.020	41.461	123.4	11:32.787													
7	1:54.070	31.144	41.892	41.034	124.1	13:26.857													
8	1:55.323	31.281	42.205	41.837	122.8	15:22.180													
9	1:55.892	32.222	42.253	41.417	122.2	17:18.072													
10	1:54.730	31.270	41.955	41.505	123.4	19:12.802													
11	1:55.374	31.536	42.178	41.660	122.7	21:08.176													
12	1:54.017	31.038	41.648	41.331	124.2	23:02.193													
13	1:54.626	31.943	41.589	41.094	123.5	24:56.819													
77 KERMAN DAVID MARTINEZ VEN																			
CUNA DE CAMPEONES MIR RACING																			
1	1:58.841	37.525	40.578	40.738	119.1	1:58.841													
2	1:51.629	30.157	41.316	40.156	126.8	3:50.470													
3	1:50.221	29.940	40.270	40.011	128.5	5:40.691													
4	1:49.946	29.940	40.041	39.965	128.8	7:30.637													
5	1:49.734	29.949	39.965	39.820	129.0	9:20.371													
6	1:49.848	29.925	39.960	39.963	128.9	11:10.219													
7	1:50.072	29.973	40.096	40.003	128.6	13:00.291													
8	1:50.517	30.019	40.211	40.287	128.1	14:50.808													
9	1:52.319	30.174	40.847	41.298	126.1	16:43.127													
10	1:53.212	30.695	41.431	41.086	125.1	18:36.339													
11	1:53.320	30.720	41.573	41.027	124.9	20:29.659													
12	1:51.885	30.392	40.980	40.513	126.5	22:21.544													
13	1:51.914	30.303	40.851	40.760	126.5	24:13.458													
84 LORENZO GUYAU FRA																			
JEG RACING BEON																			
1	2:04.609	40.713	42.577	41.319	113.6	2:04.609													

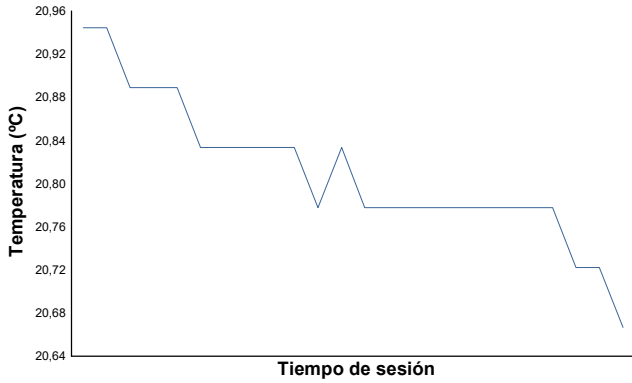





ESBK - CTO. ESPAÑA DE VELOCIDAD
PRE MOTO 3
CARRERA 2

Informe meteorológico

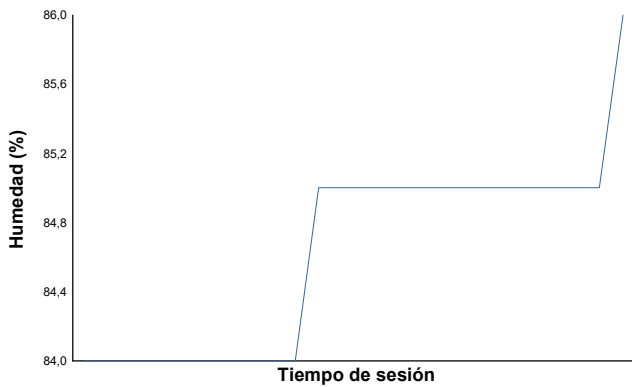
Temperatura del Aire



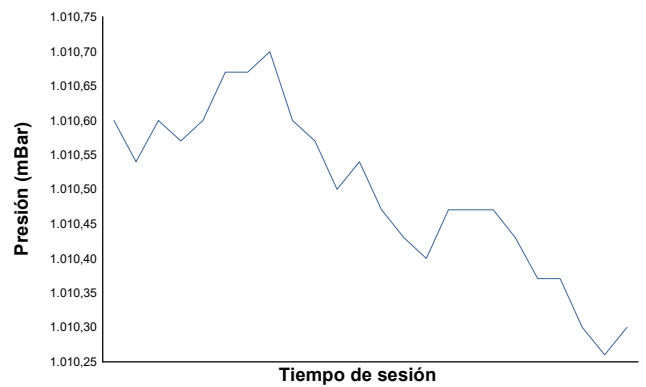
Temperatura de la Pista



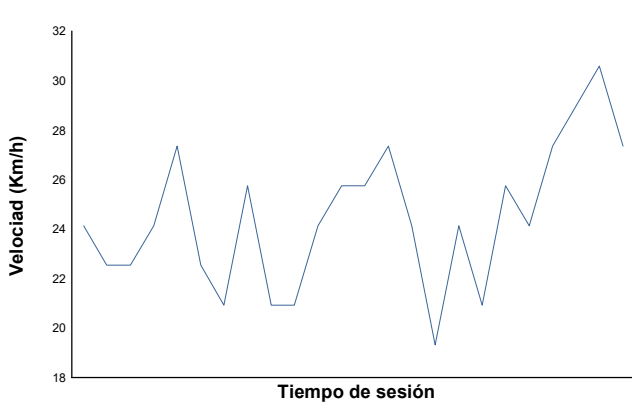
Humedad



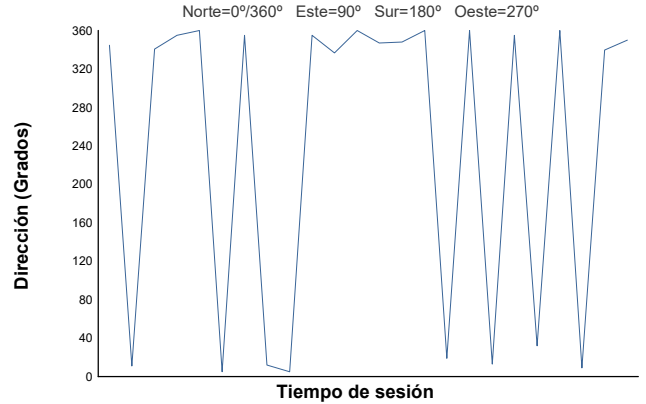
Presión



Velocidad del viento



Dirección del viento



Estado de pista: **SECO**

