

CIRCUITO DE NAVARRA 3.933 m.

PRE MOTO 3

ESBK - CTO. ESPAÑA DE VELOCIDAD CARRERA RESTART (5 Vlt., 19,7 km.)

Clasificación


Nº Piloto	Nac	Equipo	Moto	Neum.CI.	Vlts.	Tiempo Total	Dif.	Km/h	Mejor Vuelta				
									Vlt.	Tiempo Km/h			
1	45	ALEX LONGARELA	ESP	IGAXTEAM	BEON	Dunlop	5	9:18.085	-	126.9	2	1:49.837	128.9
2	71	CARLOS CANO	ESP	QRG MOTOR RACING	BEON	Dunlop	5	9:24.434	+6.349	125.4	2	1:51.391	127.1
3	77	KERMAN DAVID MARTINEZ	VEN	CUNA DE CAMPEONES	MIR RACING	Dunlop	5	9:24.748	+6.663	125.4	3	1:51.118	127.4
4	55	MICHAEL LOUIE SANCHEZ	USA	MRE TALENT	BEON	Dunlop	5	9:24.802	+6.717	125.3	2	1:50.983	127.6
5	69	FERNANDO BUJOSA	ESP	FRANDO RACING VHC TEAM LIQUI MOLY	BEON	Dunlop	5	9:24.821	+6.736	125.3	2	1:51.005	127.6
6	4	FRANCISCO JAVIER PALOMERA	ESP	MRE TALENT	BEON	Dunlop	5	9:25.316	+7.231	125.2	2	1:51.037	127.5
7	78	HENRI MIGNOT	FRA	BRS - BRECHON RACING SCHOOL	BEON	Dunlop	5	9:26.107	+8.022	125.1	2	1:51.211	127.3
8	34	JACOBO HINOJOSA	ESP	QRG MOTOR RACING	BEON	Dunlop	5	9:26.387	+8.302	125.0	3	1:51.015	127.5
9	18	MATHIAS TAMBURINI	ITA	IGAXTEAM	BEON	Dunlop	5	9:27.277	+9.192	124.8	4	1:50.996	127.6
10	46	ALVARO LUCAS	ESP	MRE TALENT	BEON	Dunlop	5	9:27.316	+9.231	124.8	2	1:51.494	127.0
11	32	MARCOS LUDEÑA	ESP	ALM RACING	BEON	Dunlop	5	9:28.893	+10.808	124.4	4	1:51.247	127.3
12	98	MIKA SIEBDRATH	GER	SUPERHUGO 44 TEAM	MIR RACING	Dunlop	5	9:31.001	+12.916	124.0	2	1:51.993	126.4
13	26	REMY SANJUAN	FRA	MÉCAPROJETS TEAM ADO	BEON	Dunlop	5	9:31.218	+13.133	123.9	2	1:51.722	126.7
14	9	ELLIOT KASSIGIAN	FRA	MÉCAPROJETS TEAM	ERDOG	Dunlop	5	9:31.287	+13.202	123.9	4	1:51.898	126.5
15	11	OLIVER CANTOS	ESP	ALMA RACING TEAM	BEON	Dunlop	5	9:32.625	+14.540	123.6	4	1:52.214	126.2
16	35	MIGUEL BERNAL	ESP	TEAM ANDIFER-MDR	BEON	Dunlop	5	9:39.078	+20.993	122.3	2	1:52.171	126.2
17	44	MARK PEREZ	ESP	FAUSS RACING - FAMILY CASH	BEON	Dunlop	5	9:39.150	+21.065	122.2	2	1:53.110	125.2
18	84	LORENZO GUYAU	FRA	JEG RACING	BEON	Dunlop	5	9:39.405	+21.320	122.2	4	1:53.475	124.8
19	76	IZAN IBAÑEZ	ESP	BULTACO RACING	BULTACO	Dunlop	5	9:40.102	+22.017	122.0	2	1:53.117	125.2
20	15	MARTIM MARCO RAMOS	PRT	H43 TEAM NOBBY	BEON	Dunlop	5	9:40.103	+22.018	122.0	4	1:52.970	125.3
21	10	AFONSO DUARTE	PRT	MIGUEL OLIVEIRA RACING TEAM	BEON	Dunlop	5	9:41.055	+22.970	121.8	4	1:53.968	124.2
22	30	JEAN KENTO TURNER	JPN	MIGUEL OLIVEIRA RACING TEAM	BEON	Dunlop	5	9:41.532	+23.447	121.7	2	1:53.751	124.5
23	17	ENZO DUPUIS	FRA	BRS - BRECHON RACING SCHOOL	BEON	Dunlop	5	9:42.149	+24.064	121.6	3	1:53.738	124.5
24	7	DAVID JIMENEZ	ESP	MDR COMPETICIÓN	BEON	Dunlop	5	9:44.593	+26.508	121.1	3	1:53.983	124.2
25	54	QUENTIN GODEFROY	FRA	ERDOG - STORM RACING	ERDOG	Dunlop	5	9:44.881	+26.796	121.0	3	1:54.514	123.6
26	29	RANDY TRUCHOT	FRA	BS RACING TEAM	BEON	Dunlop	5	9:45.285	+27.200	121.0	3	1:54.458	123.7
27	33	LUCAS BOYER	FRA	BS RACING	BEON	Dunlop	5	10:11.476	+53.391	115.8	2	2:00.198	117.8
■ No clasificados													
8	NIKOLA MIROSLAVOV	BGR	METMOTO RINGRACING 16	BEON	Dunlop	4	7:33.644				4	1:51.468	127.0
5	IGNACIO GALAN	ESP	TEAM IMPALA HONDA	BEON	Dunlop	4	7:34.492				3	1:50.605	128.0

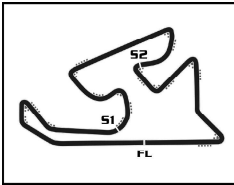
Pole:	ALEX LONGARELA		
Vuelta rápida:	Vlt.2	ALEX LONGARELA	1:49.837
			128.9 Km/h

Hora de publicación:

Estado de pista: **SECO**

Race Director: Maximo Guerrero	Timekeeper: Juan Carlos Jodra
-----------------------------------	----------------------------------







PRE MOTO 3
ESBK - CTO. ESPAÑA DE VELOCIDAD
CARRERA RESTART

CIRCUITO DE NAVARRA 3.933 m.

Planing

Nº	Pos	Parrilla	Vit.				
			1	2	3	4	5
45	1	45	45	45	45	45	45
71	2	71	71	69	77	71	71
69	3	69	69	71	69	69	77
77	4	77	46	77	71	77	55
46	5	46	77	4	4	55	69
5	6	5	8	46	55	4	4
4	7	4	4	8	46	8	78
55	8	55	55	55	8	46	34
8	9	8	78	78	78	78	18
78	10	78	34	5	5	5	46
34	11	34	5	34	34	34	32
32	12	32	32	32	32	32	98
18	13	18	35	18	18	18	26
35	14	35	18	26	26	26	9
26	15	26	26	35	98	98	11
98	16	98	98	98	35	9	35
9	17	9	9	11	9	11	44
44	18	44	11	9	11	35	84
11	19	11	84	76	44	76	76
76	20	76	10	44	76	44	15
84	21	84	76	84	84	84	10
7	22	7	44	10	15	15	30
30	23	30	7	15	10	10	17
15	24	15	15	30	30	30	7
10	25	10	54	54	17	17	54
17	26	17	30	17	54	7	29
54	27	54	17	29	29	54	33
29	28	29	29	7	7	29	
33	29	33	33	33	33	33	





PRE MOTO 3

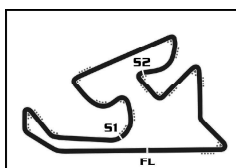
ESBK - CTO. ESPAÑA DE VELOCIDAD

CARRERA RESTART

Mejores tiempos de sector

Sector 1			Sector 2		Sector 3		Pos	Nº Piloto	Vuelta Ideal	Mejor Vuelta
Pos	Nº Piloto	Tiempo	Nº Piloto	Tiempo	Nº Piloto	Tiempo				
1	78 H.MIGNOT	29.597	45 A.LONGARELA	40.208	45 A.LONGARELA	39.769	1	45 A.LONGARELA	1:49.736	1:49.837 (1)
2	5 I.GALAN	29.743	69 F.BUJOSA	40.522	5 I.GALAN	40.086	2	5 I.GALAN	1:50.423	1:50.605 (2)
3	45 A.LONGARELA	29.759	77 K.MARTINEZ	40.572	4 F.PALOMERA	40.206	3	34 J.HINOJOSA	1:50.854	1:51.015 (6)
4	26 R.SANJUAN	29.795	5 I.GALAN	40.594	71 C.CANO	40.216	4	4 F.PALOMERA	1:50.862	1:51.037 (7)
5	18 M.TAMBURINI	29.802	32 M.LUDEÑA	40.607	34 J.HINOJOSA	40.252	5	55 M.SANCHEZ	1:50.889	1:50.983 (3)
6	34 J.HINOJOSA	29.809	71 C.CANO	40.687	55 M.SANCHEZ	40.271	6	18 M.TAMBURINI	1:50.982	1:50.996 (4)
7	55 M.SANCHEZ	29.854	4 F.PALOMERA	40.704	18 M.TAMBURINI	40.280	7	77 K.MARTINEZ	1:51.004	1:51.118 (8)
8	46 A.LUCAS	29.905	55 M.SANCHEZ	40.764	77 K.MARTINEZ	40.309	8	69 F.BUJOSA	1:51.005	1:51.005 (5)
9	4 F.PALOMERA	29.952	8 N.MIROSLAVOV	40.765	69 F.BUJOSA	40.321	9	71 C.CANO	1:51.075	1:51.391 (11)
10	32 M.LUDEÑA	29.982	9 E.KASSIGIAN	40.771	8 N.MIROSLAVOV	40.422	10	32 M.LUDEÑA	1:51.087	1:51.247 (10)
11	98 M.SIEBDRATH	30.013	34 J.HINOJOSA	40.793	46 A.LUCAS	40.470	11	78 H.MIGNOT	1:51.101	1:51.211 (9)
12	11 O.CANTOS	30.055	26 R.SANJUAN	40.857	32 M.LUDEÑA	40.498	12	26 R.SANJUAN	1:51.186	1:51.722 (14)
13	35 M.BERNAL	30.106	98 M.SIEBDRATH	40.859	78 H.MIGNOT	40.511	13	8 N.MIROSLAVOV	1:51.318	1:51.468 (12)
14	77 K.MARTINEZ	30.123	18 M.TAMBURINI	40.900	26 R.SANJUAN	40.534	14	46 A.LUCAS	1:51.380	1:51.494 (13)
15	8 N.MIROSLAVOV	30.131	35 M.BERNAL	40.984	98 M.SIEBDRATH	40.653	15	98 M.SIEBDRATH	1:51.525	1:51.993 (16)
16	69 F.BUJOSA	30.162	78 H.MIGNOT	40.993	44 M.PEREZ	40.732	16	9 E.KASSIGIAN	1:51.841	1:51.898 (15)
17	71 C.CANO	30.172	46 A.LUCAS	41.005	35 M.BERNAL	40.782	17	35 M.BERNAL	1:51.872	1:52.171 (17)
18	9 E.KASSIGIAN	30.284	11 O.CANTOS	41.073	9 E.KASSIGIAN	40.786	18	11 O.CANTOS	1:52.169	1:52.214 (18)
19	30 J.TURNER	30.436	15 M.RAMOS	41.294	76 I.IBAÑEZ	40.924	19	15 M.RAMOS	1:52.937	1:52.970 (19)
20	84 L.GUYAU	30.499	76 I.IBAÑEZ	41.476	15 M.RAMOS	40.991	20	76 I.IBAÑEZ	1:53.050	1:53.117 (21)
21	17 E.DUPOIS	30.572	84 L.GUYAU	41.536	11 O.CANTOS	41.041	21	44 M.PEREZ	1:53.107	1:53.110 (20)
22	29 R.TRUCHOT	30.643	30 J.TURNER	41.541	84 L.GUYAU	41.100	22	84 L.GUYAU	1:53.135	1:53.475 (22)
23	76 I.IBAÑEZ	30.650	10 A.DUARTE	41.545	7 D.JIMENEZ	41.231	23	30 J.TURNER	1:53.270	1:53.751 (24)
24	15 M.RAMOS	30.652	44 M.PEREZ	41.594	17 E.DUPOIS	41.254	24	17 E.DUPOIS	1:53.504	1:53.738 (23)
25	10 A.DUARTE	30.695	7 D.JIMENEZ	41.617	30 J.TURNER	41.293	25	10 A.DUARTE	1:53.771	1:53.968 (25)
26	44 M.PEREZ	30.781	17 E.DUPOIS	41.678	10 A.DUARTE	41.531	26	7 D.JIMENEZ	1:53.811	1:53.983 (26)
27	7 D.JIMENEZ	30.963	54 Q.GODEFROY	41.758	54 Q.GODEFROY	41.652	27	29 R.TRUCHOT	1:54.260	1:54.458 (27)
28	54 Q.GODEFROY	30.969	29 R.TRUCHOT	41.880	29 R.TRUCHOT	41.737	28	54 Q.GODEFROY	1:54.379	1:54.514 (28)
29	33 L.BOYER	32.148	33 L.BOYER	43.505	33 L.BOYER	43.208	29	33 L.BOYER	1:58.861	2:00.198 (29)





CIRCUITO DE NAVARRA 3.933 m.


PRE MOTO 3

ESBK - CTO. ESPAÑA DE VELOCIDAD
Después de CARRERA RESTART

Velocidad máxima del evento

Nº Piloto	Equipo	Moto	Clase	V.Max	Vlt.	Sesión
61 B. URIARTE				220.4	7	ENT. LIBRES 2
18 MATHIAS TAMBURINI	IGAXTEAM	BEON		211.8	5	CARRERA RESTART
4 FRANCISCO JAVIER PALOMERA	MRE TALENT	BEON		211.8	3	CARRERA 1
55 MICHAEL LOUIE SANCHEZ	MRE TALENT	BEON		211.8	3	CARRERA RESTART
5 IGNACIO GALAN	TEAM IMPALA HONDA	BEON		211.4	3	CARRERA 1
34 JACOBO HINOJOSA	QRG MOTOR RACING	BEON		210.9	2	CARRERA 1
70 IAROSLAV KARPUSHIN	FRANDO RACING VHC TEAM LIQUI MOLY	BEON		210.9	3	CARRERA 1
11 OLIVER CANTOS	ALMA RACING TEAM	BEON		210.5	2	CARRERA RESTART
78 HENRI MIGNOT	BRS - BRECHON RACING SCHOOL	BEON		210.5	3	CARRERA 1
26 REMY SANJUAN	MÉCAPROJETS TEAM ADO	BEON		209.7	2	CARRERA 1
46 ALVARO LUCAS	MRE TALENT	BEON		209.3	3	CARRERA 1
17 ENZO DUPUIS	BRS - BRECHON RACING SCHOOL	BEON		208.5	4	CARRERA 1
84 LORENZO GUYAU	JEG RACING	BEON		208.5	2	CARRERA 1
29 RANDY TRUCHOT	BS RACING TEAM	BEON		207.7	2	CARRERA RESTART
32 MARCOS LUDEÑA	ALM RACING	BEON		207.7	4	CARRERA 1
76 IZAN IBAÑEZ	BULTACO RACING	BULTACO		207.7	2	CARRERA RESTART
10 AFONSO DUARTE	MIGUEL OLIVEIRA RACING TEAM	BEON		206.9	2	CARRERA RESTART
77 KERMAN DAVID MARTINEZ	CUNA DE CAMPEONES	MIR RACING		206.9	3	CARRERA RESTART
8 NIKOLA MIROSLAVOV	METMOTO RINGRACING 16	BEON		206.9	3	CARRERA RESTART
69 FERNANDO BUJOSA	FRANDO RACING VHC TEAM LIQUI MOLY	BEON		206.5	4	CARRERA 1
15 MARTIM MARCO RAMOS	H43 TEAM NOBBY	BEON		206.1	3	CARRERA 1
30 JEAN KENTO TURNER	MIGUEL OLIVEIRA RACING TEAM	BEON		206.1	2	CARRERA RESTART
44 MARK PEREZ	FAU55 RACING - FAMILY CASH	BEON		206.1	3	CARRERA 1
54 QUENTIN GODEFROY	ERDOG - STORM RACING	ERDOG		206.1	2	CARRERA RESTART
45 ALEX LONGARELA	IGAXTEAM	BEON		205.7	2	CARRERA RESTART
71 CARLOS CANO	QRG MOTOR RACING			205.7	3	CARRERA RESTART
98 MIKA SIEBDRATH	SUPERHUGO 44 TEAM	MIR RACING		205.7	2	CARRERA 1
35 MIGUEL BERNAL	TEAM ANDIFER-MDR	BEON		205.3	2	CARRERA 1
9 ELLIOT KASSIGIAN	MECAPROJETS TEAM	ERDOG		205.3	4	CARRERA 1
7 DAVID JIMENEZ	MDR COMPETICIÓN	BEON		204.5	2	CARRERA 1
43 LUIS MIGUEL LOPEZ	MIR RACING	MIR RACING		201.5	2	ENT. LIBRES 2
33 LUCAS BOYER	BS RACING	BEON		197.1	2	CARRERA RESTART







PRE MOTO 3
ESBK - CTO. ESPAÑA DE VELOCIDAD
CARRERA RESTART

Secuencia de líderes por Clase

Nº	Piloto	Equipo	Moto	Vuelta a	Vuelta Final	Vlts.	Total Vlts.
45	ALEX LONGARELA	IGAXTEAM	BEON	1	5	5	5




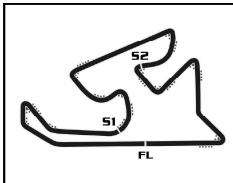


PRE MOTO 3
ESBK - CTO. ESPAÑA DE VELOCIDAD
CARRERA RESTART

Secuencia de vueltas rápidas

T. Sesión	Nº Piloto	Equipo	Moto	Clase	Tiempo	Km/h	Vit.
3:46.974	45 ALEX LONGARELA	IGAXTEAM	BEON		1:49.837	128.9	2






CIRCUITO DE NAVARRA 3.933 m.


PRE MOTO 3 ESBK - CTO. ESPAÑA DE VELOCIDAD CARRERA RESTART

Tiempos por vuelta

Piloto Doblado

Nº	Tiempo	Dif.	Nº	Tiempo	Dif.	Nº	Tiempo	Dif.	Nº	Tiempo	Dif.	Nº	Tiempo	Dif.
Vlt. 1			54	1:54.755	13.360	76	1:53.407	17.133						
45	1:57.137	0.000	17	1:54.524	13.610	44	1:53.620	17.198						
71	1:58.204	1.067	29	1:54.824	14.267	84	1:53.475	17.560						
69	1:58.439	1.302	7	1:56.832	14.870	15	1:52.970	18.303						
46	1:58.692	1.555	33	2:00.198	21.528	10	1:53.968	19.641						
77	1:58.721	1.584	Vlt. 3			30	1:53.964	20.025						
8	1:58.900	1.763	45	1:50.147		17	1:53.840	20.799						
4	1:59.018	1.881	77	1:51.118	3.905	7	1:54.205	22.669						
55	1:59.603	2.466	69	1:51.616	3.939	54	1:55.441	22.926						
78	2:00.015	2.878	71	1:51.578	4.052	29	1:55.035	23.371						
34	2:00.658	3.521	4	1:51.283	4.217	33	2:00.337	42.662						
5	2:01.111	3.974	55	1:51.211	4.676	Vlt. 5								
32	2:01.455	4.318	46	1:51.972	5.037	45	1:50.722							
35	2:01.807	4.670	8	1:51.696	5.055	71	1:51.653	6.349						
18	2:01.886	4.749	78	1:51.379	5.484	77	1:51.705	6.663						
26	2:02.230	5.093	5	1:50.605	5.505	55	1:51.712	6.717						
98	2:02.240	5.103	34	1:51.015	6.192	69	1:51.813	6.736						
9	2:02.495	5.358	32	1:51.248	6.990	4	1:51.856	7.231						
11	2:02.585	5.448	18	1:51.314	7.589	78	1:51.748	8.022						
84	2:03.832	6.695	26	1:52.015	8.846	34	1:51.855	8.302						
10	2:03.859	6.722	98	1:52.006	9.118	18	1:51.571	9.192						
76	2:04.167	7.030	35	1:52.650	9.507	46	1:53.413	9.231						
44	2:04.221	7.084	9	1:51.996	9.831	32	1:53.535	10.808						
7	2:05.012	7.875	11	1:52.558	10.324	98	1:52.387	12.916						
15	2:05.454	8.317	44	1:53.610	13.820	26	1:52.808	13.133						
54	2:05.579	8.442	76	1:53.805	13.968	9	1:52.437	13.202						
30	2:05.863	8.726	84	1:53.916	14.327	11	1:52.966	14.540						
17	2:06.060	8.923	15	1:53.837	15.575	35	1:54.845	20.993						
29	2:06.417	9.280	10	1:54.433	15.915	44	1:54.589	21.065						
33	2:08.304	11.167	30	1:53.810	16.303	84	1:54.482	21.320						
Vlt. 2			17	1:53.738	17.201	76	1:55.606	22.017						
45	1:49.837		54	1:54.514	17.727	15	1:54.437	22.018						
69	1:51.005	2.470	29	1:54.458	18.578	10	1:54.051	22.970						
71	1:51.391	2.621	7	1:53.983	18.706	30	1:54.144	23.447						
77	1:51.187	2.934	33	2:01.186	32.567	17	1:53.987	24.064						
4	1:51.037	3.081	Vlt. 4			7	1:54.561	26.508						
46	1:51.494	3.212	45	1:50.242		54	1:54.592	26.796						
8	1:51.580	3.506	71	1:51.608	5.418	29	1:54.551	27.200						
55	1:50.983	3.612	69	1:51.948	5.645	33	2:01.451	53.391						
78	1:51.211	4.252	77	1:52.017	5.680									
5	1:50.910	5.047	55	1:51.293	5.727									
34	1:51.640	5.324	4	1:52.122	6.097									
32	1:51.408	5.889	8	1:51.468	6.281									
18	1:51.510	6.422	46	1:51.745	6.540									
26	1:51.722	6.978	78	1:51.754	6.996									
35	1:52.171	7.004	5	1:51.866	7.129									
98	1:51.993	7.259	34	1:51.219	7.169									
11	1:52.302	7.913	32	1:51.247	7.995									
9	1:52.461	7.982	18	1:50.996	8.343									
76	1:53.117	10.310	26	1:52.443	11.047									
44	1:53.110	10.357	98	1:52.375	11.251									
84	1:53.700	10.558	9	1:51.898	11.487									
10	1:54.744	11.629	11	1:52.214	12.296									
15	1:53.405	11.885	35	1:57.605	16.870									
30	1:53.751	12.640												






PRE MOTO 3 ESBK - CTO. ESPAÑA DE VELOCIDAD CARRERA RESTART

Análisis de sectores lentos

■ Mejor Personal ■ Mejor de la sesión ■ Cruzando por el pit lane

Vlt.	Tiempo	Sector 1	Sector 2	Sector 3	Km/h	T. Sesión	Vlt.	Tiempo	Sector 1	Sector 2	Sector 3	Km/h	T. Sesión	
4	FRANCISCO JAVIER PALOMERA ESP							15	MARTIM MARCO RAMOS PRT					
	MRE TALENT BEON								H43 TEAM NOBBY BEON					
1	1:59.018	37.785	40.778	40.455	119.0	1:59.018	1	2:05.454	40.314	43.010	42.130	112.9	2:05.454	
2	1:51.037	29.952	40.879	40.206	127.5	3:50.055	2	1:53.405	30.716	41.429	41.260	124.9	3:58.859	
3	1:51.283	30.310	40.704	40.269	127.2	5:41.338	3	1:53.837	30.652	41.716	41.469	124.4	5:52.696	
4	1:52.122	30.512	41.122	40.488	126.3	7:33.460	4	1:52.970	30.685	41.294	40.991	125.3	7:45.666	
5	1:51.856	30.369	41.014	40.473	126.6	9:25.316	5	1:54.437	30.664	41.849	41.924	123.7	9:40.103	
5	IGNACIO GALAN ESP							17	ENZO DUPUIS FRA					
	TEAM IMPALA HONDA BEON								BRS - BRECHON RACING SCHOOL BEON					
1	2:01.111	38.862	41.375	40.874	116.9	2:01.111	1	2:06.060	40.654	43.000	42.406	112.3	2:06.060	
2	1:50.910	29.851	40.637	40.422	127.7	3:52.021	2	1:54.524	30.931	42.059	41.534	123.6	4:00.584	
3	1:50.605	29.925	40.594	40.086	128.0	5:42.626	3	1:53.738	30.572	41.762	41.404	124.5	5:54.322	
4	1:51.866	29.919	41.029	40.918	126.6	7:34.492	4	1:53.840	30.883	41.703	41.254	124.4	7:48.162	
							5	1:53.987	30.631	41.678	41.678	124.2	9:42.149	
7	DAVID JIMENEZ ESP							18	MATHIAS TAMBURINI ITA					
	MDR COMPETICIÓN BEON								IGAXTEAM BEON					
1	2:05.012	40.095	42.220	42.697	113.3	2:05.012	1	2:01.886	38.277	41.859	41.750	116.2	2:01.886	
2	1:56.832	33.479	41.921	41.432	121.2	4:01.844	2	1:51.510	29.802	40.988	40.720	127.0	3:53.396	
3	1:53.983	30.963	41.789	41.231	124.2	5:55.827	3	1:51.314	29.819	41.079	40.416	127.2	5:44.710	
4	1:54.205	31.001	41.617	41.587	124.0	7:50.032	4	1:50.996	29.812	40.904	40.280	127.6	7:35.706	
5	1:54.561	31.059	42.158	41.344	123.6	9:44.593	5	1:51.571	30.101	40.900	40.570	126.9	9:27.277	
8	NIKOLA MIROSLAVOV BGR							26	REMY SANJUAN FRA					
	METMOTO RINGRACING 16 BEON								MÉCAPROJETS TEAM ADO BEON					
1	1:58.900	37.551	40.860	40.489	119.1	1:58.900	1	2:02.230	38.592	42.086	41.552	115.8	2:02.230	
2	1:51.580	30.393	40.765	40.422	126.9	3:50.480	2	1:51.722	29.795	40.857	41.070	126.7	3:53.952	
3	1:51.696	30.143	41.004	40.549	126.8	5:42.176	3	1:52.015	30.047	41.434	40.534	126.4	5:45.967	
4	1:51.468	30.131	40.859	40.478	127.0	7:33.644	4	1:52.443	30.346	41.157	40.940	125.9	7:38.410	
							5	1:52.808	30.461	41.432	40.915	125.5	9:31.218	
9	ELLIOT KASSIGIAN FRA							29	RANDY TRUCHOT FRA					
	MECAPROJETS TEAM ERDOG								BS RACING TEAM BEON					
1	2:02.495	39.151	42.063	41.281	115.6	2:02.495	1	2:06.417	40.809	43.180	42.428	112.0	2:06.417	
2	1:52.461	30.367	41.117	40.977	125.9	3:54.956	2	1:54.824	30.705	42.275	41.844	123.3	4:01.241	
3	1:51.996	30.317	40.824	40.855	126.4	5:46.952	3	1:54.458	30.643	42.003	41.812	123.7	5:55.699	
4	1:51.898	30.284	40.771	40.843	126.5	7:38.850	4	1:55.035	31.286	42.012	41.737	123.1	7:50.734	
5	1:52.437	30.305	41.346	40.786	125.9	9:31.287	5	1:54.551	30.869	41.880	41.802	123.6	9:45.285	
10	AFONSO DUARTE PRT							30	JEAN KENTO TURNER JPN					
	MIGUEL OLIVEIRA RACING TEAM BEON								MIGUEL OLIVEIRA RACING TEAM BEON					
1	2:03.859	39.455	42.427	41.977	114.3	2:03.859	1	2:05.863	39.602	42.342	43.919	112.5	2:05.863	
2	1:54.744	31.381	41.832	41.531	123.4	3:58.603	2	1:53.751	30.651	41.807	41.293	124.5	3:59.614	
3	1:54.433	30.726	41.836	41.871	123.7	5:53.036	3	1:53.810	30.436	41.888	41.486	124.4	5:53.424	
4	1:53.968	30.695	41.726	41.547	124.2	7:47.004	4	1:53.964	30.480	41.867	41.617	124.2	7:47.388	
5	1:54.051	30.751	41.545	41.755	124.1	9:41.055	5	1:54.144	30.986	41.541	41.617	124.0	9:41.532	
11	OLIVER CANTOS ESP							32	MARCOS LUDEÑA ESP					
	ALMA RACING TEAM BEON								ALM RACING BEON					
1	2:02.585	39.198	41.830	41.557	115.5	2:02.585	1	2:01.455	38.497	41.609	41.349	116.6	2:01.455	
2	1:52.302	30.055	41.073	41.174	126.1	3:54.887	2	1:51.408	29.999	40.763	40.646	127.1	3:52.863	
3	1:52.558	30.133	41.383	41.042	125.8	5:47.445	3	1:51.248	29.982	40.739	40.527	127.3	5:44.111	
4	1:52.214	30.096	41.077	41.041	126.2	7:39.659	4	1:51.247	30.026	40.723	40.498	127.3	7:35.358	
5	1:52.966	30.464	41.094	41.408	125.3	9:32.625	5	1:53.535	30.428	40.607	42.500	124.7	9:28.893	





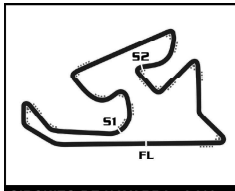
PRE MOTO 3 ESBK - CTO. ESPAÑA DE VELOCIDAD CARRERA RESTART

Análisis de sectores lentos

■ Mejor Personal ■ Mejor de la sesión ■ Cruzando por el pit lane

Vlt.	Tiempo	Sector 1	Sector 2	Sector 3	Km/h	T. Sesión	Vlt.	Tiempo	Sector 1	Sector 2	Sector 3	Km/h	T. Sesión		
33	LUCAS BOYER	FRA						55	MICHAEL LOUIE SANCHEZ	USA					
	BS RACING	BEON							MRE TALENT	BEON					
1	2:08.304	40.947	43.505	43.852	110.4	2:08.304	1	1:59.603	37.965	40.977	40.661	118.4	1:59.603		
2	2:00.198	32.148	43.686	44.364	117.8	4:08.502	2	1:50.983	29.854	40.837	40.292	127.6	3:50.586		
3	2:01.186	32.568	44.455	44.163	116.8	6:09.688	3	1:51.211	29.915	40.834	40.462	127.3	5:41.797		
4	2:00.337	32.828	44.301	43.208	117.7	8:10.025	4	1:51.293	30.180	40.764	40.349	127.2	7:33.090		
5	2:01.451	32.696	44.071	44.684	116.6	10:11.476	5	1:51.712	30.538	40.903	40.271	126.7	9:24.802		
34	JACOBO HINOJOSA	ESP						69	FERNANDO BUJOSA	ESP					
	QRG MOTOR RACING	BEON							FRANCO RACING VHC TEAM LIQUI	BEON					
1	2:00.658	38.371	41.437	40.850	117.3	2:00.658	1	1:58.439	37.348	40.697	40.394	119.5	1:58.439		
2	1:51.640	30.105	41.112	40.423	126.8	3:52.298	2	1:51.005	30.162	40.522	40.321	127.6	3:49.444		
3	1:51.015	29.809	40.954	40.252	127.5	5:43.313	3	1:51.616	30.481	40.532	40.603	126.9	5:41.060		
4	1:51.219	29.899	40.793	40.527	127.3	7:34.532	4	1:51.948	30.518	40.897	40.533	126.5	7:33.008		
5	1:51.855	29.974	41.231	40.650	126.6	9:26.387	5	1:51.813	30.538	40.639	40.636	126.6	9:24.821		
35	MIGUEL BERNAL	ESP						71	CARLOS CANO	ESP					
	TEAM ANDIFER-MDR	BEON							QRG MOTOR RACING	BEON					
1	2:01.807	38.771	41.848	41.188	116.2	2:01.807	1	1:58.204	36.608	41.068	40.528	119.8	1:58.204		
2	1:52.171	30.106	40.984	41.081	126.2	3:53.978	2	1:51.391	30.280	40.895	40.216	127.1	3:49.595		
3	1:52.650	30.225	41.643	40.782	125.7	5:46.628	3	1:51.578	30.172	41.043	40.363	126.9	5:41.173		
4	1:57.605	30.164	45.080	42.361	120.4	7:44.233	4	1:51.608	30.305	40.788	40.515	126.9	7:32.781		
5	1:54.845	31.361	41.728	41.756	123.3	9:39.078	5	1:51.653	30.579	40.687	40.387	126.8	9:24.434		
44	MARK PEREZ	ESP						76	IZAN IBAÑEZ	ESP					
	FAU55 RACING - FAMILY CASH	BEON							BULTACO RACING	BULTACO					
1	2:04.221	39.710	43.000	41.511	114.0	2:04.221	1	2:04.167	39.944	42.966	41.257	114.0	2:04.167		
2	1:53.110	30.784	41.594	40.732	125.2	3:57.331	2	1:53.117	30.650	41.476	40.991	125.2	3:57.284		
3	1:53.610	30.794	41.712	41.104	124.6	5:50.941	3	1:53.805	30.938	41.827	41.040	124.4	5:51.089		
4	1:53.620	30.781	41.607	41.232	124.6	7:44.561	4	1:53.407	30.764	41.719	40.924	124.8	7:44.496		
5	1:54.589	31.256	41.742	41.591	123.6	9:39.150	5	1:55.606	31.263	42.239	42.104	122.5	9:40.102		
45	ALEX LONGARELA	ESP						77	KERMAN DAVID MARTINEZ	VEN					
	IGAXTEAM	BEON							CUNA DE CAMPEONES	MIR RACING					
1	1:57.137	36.509	40.652	39.976	120.9	1:57.137	1	1:58.721	37.704	40.642	40.375	119.3	1:58.721		
2	1:49.837	29.860	40.208	39.769	128.9	3:46.974	2	1:51.187	30.123	40.708	40.356	127.3	3:49.908		
3	1:50.147	29.759	40.462	39.926	128.5	5:37.121	3	1:51.118	30.237	40.572	40.309	127.4	5:41.026		
4	1:50.242	29.890	40.347	40.005	128.4	7:27.363	4	1:52.017	30.681	40.943	40.393	126.4	7:33.043		
5	1:50.722	29.911	40.304	40.507	127.9	9:18.085	5	1:51.705	30.701	40.593	40.411	126.8	9:24.748		
46	ALVARO LUCAS	ESP						78	HENRI MIGNOT	FRA					
	MRE TALENT	BEON							BRS - BRECHON RACING SCHOOL	BEON					
1	1:58.692	36.763	41.092	40.837	119.3	1:58.692	1	2:00.015	38.119	41.188	40.708	118.0	2:00.015		
2	1:51.494	30.019	41.005	40.470	127.0	3:50.186	2	1:51.211	29.707	40.993	40.511	127.3	3:51.226		
3	1:51.972	30.066	41.143	40.763	126.4	5:42.158	3	1:51.379	29.597	41.083	40.699	127.1	5:42.605		
4	1:51.745	29.905	41.355	40.485	126.7	7:33.903	4	1:51.754	30.074	41.083	40.597	126.7	7:34.359		
5	1:53.413	30.054	41.337	42.022	124.8	9:27.316	5	1:51.748	30.036	41.076	40.636	126.7	9:26.107		
54	QUENTIN GODEFROY	FRA						84	LORENZO GUYAU	FRA					
	ERDOG - STORM RACING	ERDOG							JEG RACING	BEON					
1	2:05.579	40.502	42.793	42.284	112.7	2:05.579	1	2:03.832	39.738	42.334	41.760	114.3	2:03.832		
2	1:54.755	31.057	42.046	41.652	123.4	4:00.334	2	1:53.700	30.499	41.536	41.665	124.5	3:57.532		
3	1:54.514	31.001	41.822	41.691	123.6	5:54.848	3	1:53.916	30.862	41.925	41.129	124.3	5:51.448		
4	1:55.441	31.202	41.772	42.467	122.6	7:50.289	4	1:53.475	30.713	41.662	41.100	124.8	7:44.923		
5	1:54.592	30.969	41.758	41.865	123.6	9:44.881	5	1:54.482	31.110	41.944	41.428	123.7	9:39.405		



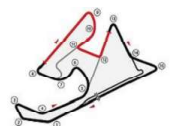


PRE MOTO 3
ESBK - CTO. ESPAÑA DE VELOCIDAD
CARRERA RESTART

Análisis de sectores lentos

■ Mejor Personal ■ Mejor de la sesión ■ Cruzando por el pit lane

Vlt.	Tiempo	Sector 1	Sector 2	Sector 3	Km/h	T. Sesión	Vlt.	Tiempo	Sector 1	Sector 2	Sector 3	Km/h	T. Sesión
98	MIKA SIEBRATH					GER							
	SUPERHUGO 44 TEAM					MIR RACING							
1	2:02.240	38.972	41.771	41.497	115.8	2:02.240							
2	1:51.993	30.013	40.859	41.121	126.4	3:54.233							
3	1:52.006	30.101	41.252	40.653	126.4	5:46.239							
4	1:52.375	30.196	41.278	40.901	126.0	7:38.614							
5	1:52.387	30.381	41.035	40.971	126.0	9:31.001							






PRE MOTO 3 ESBK - CTO. ESPAÑA DE VELOCIDAD CARRERA RESTART

Análisis de sectores lentos

■ Mejor Personal ■ Mejor de la sesión ■ Cruzando por el pit lane

Vlt.	Tiempo	Sector 1	Sector 2	Sector 3	Km/h	T. Sesión	Vlt.	Tiempo	Sector 1	Sector 2	Sector 3	Km/h	T. Sesión	
4	FRANCISCO JAVIER PALOMERA ESP							15	MARTIM MARCO RAMOS PRT					
	MRE TALENT BEON								H43 TEAM NOBBY BEON					
1	1:59.018	37.785	40.778	40.455	119.0	1:59.018	1	2:05.454	40.314	43.010	42.130	112.9	2:05.454	
2	1:51.037	29.952	40.879	40.206	127.5	3:50.055	2	1:53.405	30.716	41.429	41.260	124.9	3:58.859	
3	1:51.283	30.310	40.704	40.269	127.2	5:41.338	3	1:53.837	30.652	41.716	41.469	124.4	5:52.696	
4	1:52.122	30.512	41.122	40.488	126.3	7:33.460	4	1:52.970	30.685	41.294	40.991	125.3	7:45.666	
5	1:51.856	30.369	41.014	40.473	126.6	9:25.316	5	1:54.437	30.664	41.849	41.924	123.7	9:40.103	
5	IGNACIO GALAN ESP							17	ENZO DUPUIS FRA					
	TEAM IMPALA HONDA BEON								BRS - BRECHON RACING SCHOOL BEON					
1	2:01.111	38.862	41.375	40.874	116.9	2:01.111	1	2:06.060	40.654	43.000	42.406	112.3	2:06.060	
2	1:50.910	29.851	40.637	40.422	127.7	3:52.021	2	1:54.524	30.931	42.059	41.534	123.6	4:00.584	
3	1:50.605	29.925	40.594	40.086	128.0	5:42.626	3	1:53.738	30.572	41.762	41.404	124.5	5:54.322	
4	1:51.866	29.919	41.029	40.918	126.6	7:34.492	4	1:53.840	30.883	41.703	41.254	124.4	7:48.162	
							5	1:53.987	30.631	41.678	41.678	124.2	9:42.149	
7	DAVID JIMENEZ ESP							18	MATHIAS TAMBURINI ITA					
	MDR COMPETICIÓN BEON								IGAXTEAM BEON					
1	2:05.012	40.095	42.220	42.697	113.3	2:05.012	1	2:01.886	38.277	41.859	41.750	116.2	2:01.886	
2	1:56.832	33.479	41.921	41.432	121.2	4:01.844	2	1:51.510	29.802	40.988	40.720	127.0	3:53.396	
3	1:53.983	30.963	41.789	41.231	124.2	5:55.827	3	1:51.314	29.819	41.079	40.416	127.2	5:44.710	
4	1:54.205	31.001	41.617	41.587	124.0	7:50.032	4	1:50.996	29.812	40.904	40.280	127.6	7:35.706	
5	1:54.561	31.059	42.158	41.344	123.6	9:44.593	5	1:51.571	30.101	40.900	40.570	126.9	9:27.277	
8	NIKOLA MIROSLAVOV BGR							26	REMY SANJUAN FRA					
	METMOTO RINGRACING 16 BEON								MÉCAPROJETS TEAM ADO BEON					
1	1:58.900	37.551	40.860	40.489	119.1	1:58.900	1	2:02.230	38.592	42.086	41.552	115.8	2:02.230	
2	1:51.580	30.393	40.765	40.422	126.9	3:50.480	2	1:51.722	29.795	40.857	41.070	126.7	3:53.952	
3	1:51.696	30.143	41.004	40.549	126.8	5:42.176	3	1:52.015	30.047	41.434	40.534	126.4	5:45.967	
4	1:51.468	30.131	40.859	40.478	127.0	7:33.644	4	1:52.443	30.346	41.157	40.940	125.9	7:38.410	
							5	1:52.808	30.461	41.432	40.915	125.5	9:31.218	
9	ELLIOT KASSIGIAN FRA							29	RANDY TRUCHOT FRA					
	MECAPROJETS TEAM ERDOG								BS RACING TEAM BEON					
1	2:02.495	39.151	42.063	41.281	115.6	2:02.495	1	2:06.417	40.809	43.180	42.428	112.0	2:06.417	
2	1:52.461	30.367	41.117	40.977	125.9	3:54.956	2	1:54.824	30.705	42.275	41.844	123.3	4:01.241	
3	1:51.996	30.317	40.824	40.855	126.4	5:46.952	3	1:54.458	30.643	42.003	41.812	123.7	5:55.699	
4	1:51.898	30.284	40.771	40.843	126.5	7:38.850	4	1:55.035	31.286	42.012	41.737	123.1	7:50.734	
5	1:52.437	30.305	41.346	40.786	125.9	9:31.287	5	1:54.551	30.869	41.880	41.802	123.6	9:45.285	
10	AFONSO DUARTE PRT							30	JEAN KENTO TURNER JPN					
	MIGUEL OLIVEIRA RACING TEAM BEON								MIGUEL OLIVEIRA RACING TEAM BEON					
1	2:03.859	39.455	42.427	41.977	114.3	2:03.859	1	2:05.863	39.602	42.342	43.919	112.5	2:05.863	
2	1:54.744	31.381	41.832	41.531	123.4	3:58.603	2	1:53.751	30.651	41.807	41.293	124.5	3:59.614	
3	1:54.433	30.726	41.836	41.871	123.7	5:53.036	3	1:53.810	30.436	41.888	41.486	124.4	5:53.424	
4	1:53.968	30.695	41.726	41.547	124.2	7:47.004	4	1:53.964	30.480	41.867	41.617	124.2	7:47.388	
5	1:54.051	30.751	41.545	41.755	124.1	9:41.055	5	1:54.144	30.986	41.541	41.617	124.0	9:41.532	
11	OLIVER CANTOS ESP							32	MARCOS LUDEÑA ESP					
	ALMA RACING TEAM BEON								ALM RACING BEON					
1	2:02.585	39.198	41.830	41.557	115.5	2:02.585	1	2:01.455	38.497	41.609	41.349	116.6	2:01.455	
2	1:52.302	30.055	41.073	41.174	126.1	3:54.887	2	1:51.408	29.999	40.763	40.646	127.1	3:52.863	
3	1:52.558	30.133	41.383	41.042	125.8	5:47.445	3	1:51.248	29.982	40.739	40.527	127.3	5:44.111	
4	1:52.214	30.096	41.077	41.041	126.2	7:39.659	4	1:51.247	30.026	40.723	40.498	127.3	7:35.358	
5	1:52.966	30.464	41.094	41.408	125.3	9:32.625	5	1:53.535	30.428	40.607	42.500	124.7	9:28.893	





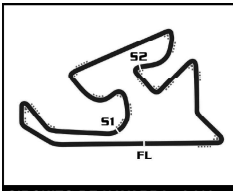
PRE MOTO 3 ESBK - CTO. ESPAÑA DE VELOCIDAD CARRERA RESTART

Análisis de sectores lentos

■ Mejor Personal ■ Mejor de la sesión ■ Cruzando por el pit lane

Vlt.	Tiempo	Sector 1	Sector 2	Sector 3	Km/h	T. Sesión	Vlt.	Tiempo	Sector 1	Sector 2	Sector 3	Km/h	T. Sesión		
33	LUCAS BOYER	FRA						55	MICHAEL LOUIE SANCHEZ	USA					
	BS RACING	BEON							MRE TALENT	BEON					
1	2:08.304	40.947	43.505	43.852	110.4	2:08.304	1	1:59.603	37.965	40.977	40.661	118.4	1:59.603		
2	2:00.198	32.148	43.686	44.364	117.8	4:08.502	2	1:50.983	29.854	40.837	40.292	127.6	3:50.586		
3	2:01.186	32.568	44.455	44.163	116.8	6:09.688	3	1:51.211	29.915	40.834	40.462	127.3	5:41.797		
4	2:00.337	32.828	44.301	43.208	117.7	8:10.025	4	1:51.293	30.180	40.764	40.349	127.2	7:33.090		
5	2:01.451	32.696	44.071	44.684	116.6	10:11.476	5	1:51.712	30.538	40.903	40.271	126.7	9:24.802		
34	JACOBO HINOJOSA	ESP						69	FERNANDO BUJOSA	ESP					
	QRG MOTOR RACING	BEON							FRANCO RACING VHC TEAM LIQUI	BEON					
1	2:00.658	38.371	41.437	40.850	117.3	2:00.658	1	1:58.439	37.348	40.697	40.394	119.5	1:58.439		
2	1:51.640	30.105	41.112	40.423	126.8	3:52.298	2	1:51.005	30.162	40.522	40.321	127.6	3:49.444		
3	1:51.015	29.809	40.954	40.252	127.5	5:43.313	3	1:51.616	30.481	40.532	40.603	126.9	5:41.060		
4	1:51.219	29.899	40.793	40.527	127.3	7:34.532	4	1:51.948	30.518	40.897	40.533	126.5	7:33.008		
5	1:51.855	29.974	41.231	40.650	126.6	9:26.387	5	1:51.813	30.538	40.639	40.636	126.6	9:24.821		
35	MIGUEL BERNAL	ESP						71	CARLOS CANO	ESP					
	TEAM ANDIFER-MDR	BEON							QRG MOTOR RACING	BEON					
1	2:01.807	38.771	41.848	41.188	116.2	2:01.807	1	1:58.204	36.608	41.068	40.528	119.8	1:58.204		
2	1:52.171	30.106	40.984	41.081	126.2	3:53.978	2	1:51.391	30.280	40.895	40.216	127.1	3:49.595		
3	1:52.650	30.225	41.643	40.782	125.7	5:46.628	3	1:51.578	30.172	41.043	40.363	126.9	5:41.173		
4	1:57.605	30.164	45.080	42.361	120.4	7:44.233	4	1:51.608	30.305	40.788	40.515	126.9	7:32.781		
5	1:54.845	31.361	41.728	41.756	123.3	9:39.078	5	1:51.653	30.579	40.687	40.387	126.8	9:24.434		
44	MARK PEREZ	ESP						76	IZAN IBAÑEZ	ESP					
	FAU55 RACING - FAMILY CASH	BEON							BULTACO RACING	BULTACO					
1	2:04.221	39.710	43.000	41.511	114.0	2:04.221	1	2:04.167	39.944	42.966	41.257	114.0	2:04.167		
2	1:53.110	30.784	41.594	40.732	125.2	3:57.331	2	1:53.117	30.650	41.476	40.991	125.2	3:57.284		
3	1:53.610	30.794	41.712	41.104	124.6	5:50.941	3	1:53.805	30.938	41.827	41.040	124.4	5:51.089		
4	1:53.620	30.781	41.607	41.232	124.6	7:44.561	4	1:53.407	30.764	41.719	40.924	124.8	7:44.496		
5	1:54.589	31.256	41.742	41.591	123.6	9:39.150	5	1:55.606	31.263	42.239	42.104	122.5	9:40.102		
45	ALEX LONGARELA	ESP						77	KERMAN DAVID MARTINEZ	VEN					
	IGAXTEAM	BEON							CUNA DE CAMPEONES	MIR RACING					
1	1:57.137	36.509	40.652	39.976	120.9	1:57.137	1	1:58.721	37.704	40.642	40.375	119.3	1:58.721		
2	1:49.837	29.860	40.208	39.769	128.9	3:46.974	2	1:51.187	30.123	40.708	40.356	127.3	3:49.908		
3	1:50.147	29.759	40.462	39.926	128.5	5:37.121	3	1:51.118	30.237	40.572	40.309	127.4	5:41.026		
4	1:50.242	29.890	40.347	40.005	128.4	7:27.363	4	1:52.017	30.681	40.943	40.393	126.4	7:33.043		
5	1:50.722	29.911	40.304	40.507	127.9	9:18.085	5	1:51.705	30.701	40.593	40.411	126.8	9:24.748		
46	ALVARO LUCAS	ESP						78	HENRI MIGNOT	FRA					
	MRE TALENT	BEON							BRS - BRECHON RACING SCHOOL	BEON					
1	1:58.692	36.763	41.092	40.837	119.3	1:58.692	1	2:00.015	38.119	41.188	40.708	118.0	2:00.015		
2	1:51.494	30.019	41.005	40.470	127.0	3:50.186	2	1:51.211	29.707	40.993	40.511	127.3	3:51.226		
3	1:51.972	30.066	41.143	40.763	126.4	5:42.158	3	1:51.379	29.597	41.083	40.699	127.1	5:42.605		
4	1:51.745	29.905	41.355	40.485	126.7	7:33.903	4	1:51.754	30.074	41.083	40.597	126.7	7:34.359		
5	1:53.413	30.054	41.337	42.022	124.8	9:27.316	5	1:51.748	30.036	41.076	40.636	126.7	9:26.107		
54	QUENTIN GODEFROY	FRA						84	LORENZO GUYAU	FRA					
	ERDOG - STORM RACING	ERDOG							JEG RACING	BEON					
1	2:05.579	40.502	42.793	42.284	112.7	2:05.579	1	2:03.832	39.738	42.334	41.760	114.3	2:03.832		
2	1:54.755	31.057	42.046	41.652	123.4	4:00.334	2	1:53.700	30.499	41.536	41.665	124.5	3:57.532		
3	1:54.514	31.001	41.822	41.691	123.6	5:54.848	3	1:53.916	30.862	41.925	41.129	124.3	5:51.448		
4	1:55.441	31.202	41.772	42.467	122.6	7:50.289	4	1:53.475	30.713	41.662	41.100	124.8	7:44.923		
5	1:54.592	30.969	41.758	41.865	123.6	9:44.881	5	1:54.482	31.110	41.944	41.428	123.7	9:39.405		



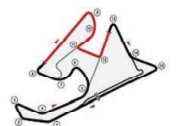



PRE MOTO 3
ESBK - CTO. ESPAÑA DE VELOCIDAD
CARRERA RESTART

Análisis de sectores lentos

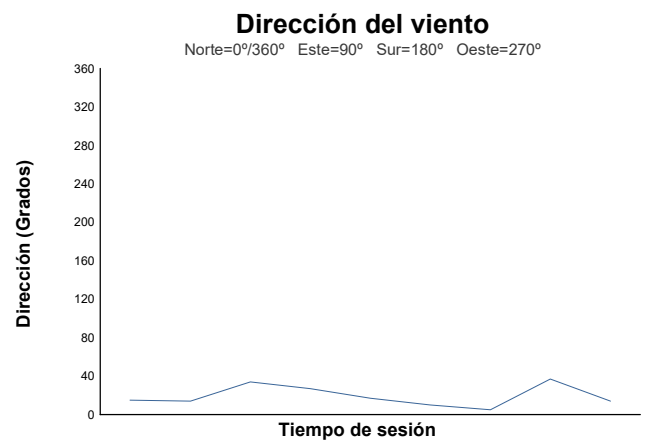
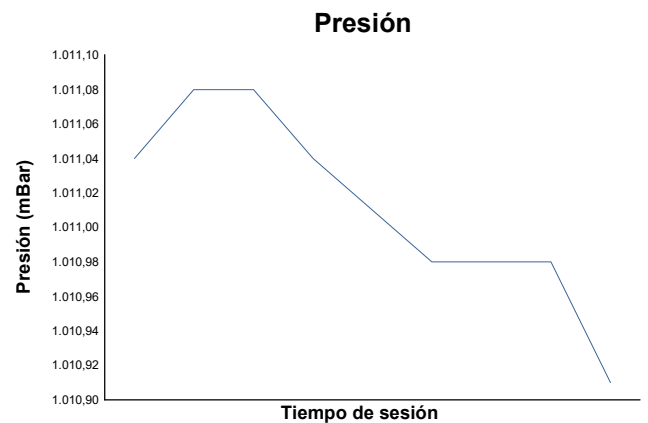
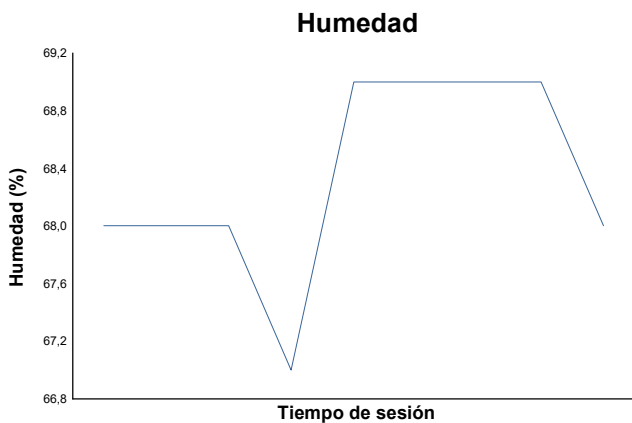
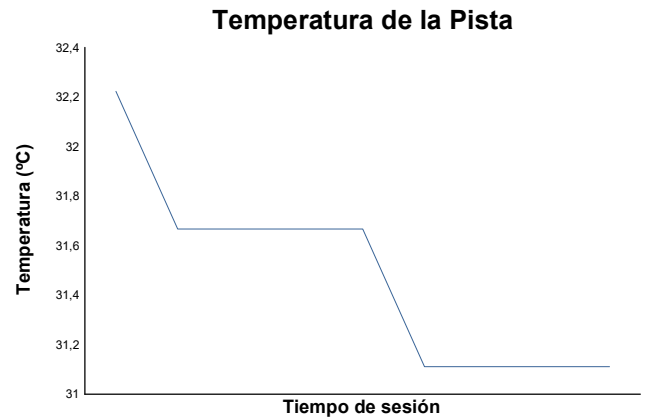
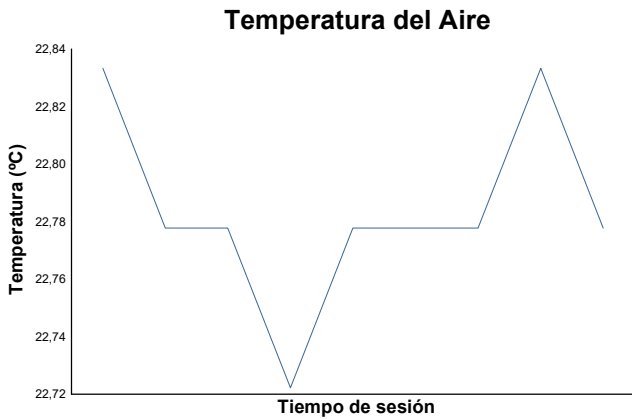
■ Mejor Personal ■ Mejor de la sesión ■ Cruzando por el pit lane

Vlt.	Tiempo	Sector 1	Sector 2	Sector 3	Km/h	T. Sesión	Vlt.	Tiempo	Sector 1	Sector 2	Sector 3	Km/h	T. Sesión
98	MIKA SIEBRATH					GER							
	SUPERHUGO 44 TEAM					MIR RACING							
1	2:02.240	38.972	41.771	41.497	115.8	2:02.240							
2	1:51.993	30.013	40.859	41.121	126.4	3:54.233							
3	1:52.006	30.101	41.252	40.653	126.4	5:46.239							
4	1:52.375	30.196	41.278	40.901	126.0	7:38.614							
5	1:52.387	30.381	41.035	40.971	126.0	9:31.001							





ESBK - CTO. ESPAÑA DE VELOCIDAD
PRE MOTO 3
CARRERA RESTART
Informe meteorológico



Estado de pista: **SECO**

