

CIRCUITO DE NAVARRA 3.933 m.

MOTO 4

ESBK - CTO. ESPAÑA DE VELOCIDAD

ENT.LIBRES 2

Clasificación

| Nº | Piloto | Nac | Equipo | Moto | Neum.CI. | Tiempo | Vlt. | Total | Dif. | Km/h |
|----|--------------------------------|------|-----------------------------------|---------------|----------|----------|------|-------|--------|-------|
| 1 | 20 IKER RODRIGUEZ | ESP | IGAXTEAM | BEON | Dunlop | 2:00.685 | 13 | 13 | - | 117.3 |
| 2 | 94 ENEKO OSORIO | ESP | FRANDO RACING VHC TEAM LIQUI MOLY | CORSE FACTORY | Dunlop | 2:00.708 | 10 | 12 | +0.023 | 117.3 |
| 3 | 48 ANDRES GARCIA | ESP | IGAXTEAM | BEON | Dunlop | 2:00.798 | 12 | 12 | +0.113 | 117.2 |
| 4 | 27 MATEO MARULANDA | COL | SUPERHUGO 44 TEAM | | Dunlop | 2:01.283 | 11 | 11 | +0.598 | 116.7 |
| 5 | 93 BAUTISTA FARIAS | ARG | ETG RACING | BEON | Dunlop | 2:01.904 | 16 | 16 | +1.219 | 116.1 |
| 6 | 74 KENSEI MATSUDAIRA | USA | EVIKE.COM NOX#27 RACING TEAM | BEON | Dunlop | 2:01.970 | 16 | 16 | +1.285 | 116.1 |
| 7 | 92 DAVID GOMEZ | ESP | MRE TALENT | BEON | Dunlop | 2:02.134 | 11 | 14 | +1.449 | 115.9 |
| 8 | 57 MASON FOSTER | GBR | BRP RACING | BEON | Dunlop | 2:02.139 | 15 | 15 | +1.454 | 115.9 |
| 9 | 13 PEDRO VARELA | PRT | CUNA DE CAMPEONES | MIR RACING | Dunlop | 2:02.152 | 15 | 16 | +1.467 | 115.9 |
| 10 | 64 CARMELO BELLUZZO | ITA | ETG RACING | BEON | Dunlop | 2:02.164 | 14 | 15 | +1.479 | 115.9 |
| 11 | 98 EDGAR SILVEN | ESP | ETG RACING | | Dunlop | 2:02.288 | 16 | 16 | +1.603 | 115.8 |
| 12 | 99 DAVID SANCHEZ | ESP | SP57 RACING TEAM | | Dunlop | 2:02.339 | 13 | 13 | +1.654 | 115.7 |
| 13 | 89 ERIC RUZ | ESP | IGAXTEAM | BEON | Dunlop | 2:02.343 | 9 | 9 | +1.658 | 115.7 |
| 14 | 24 ALEXANDER CASTAÑEDA | COL | FRANDO RACING VHC TEAM LIQUI MOLY | CORSE FACTORY | Dunlop | 2:02.348 | 12 | 12 | +1.663 | 115.7 |
| 15 | 26 ALBERTO ENRIQUEZ | ESP | CUNA DE CAMPEONES | MIR RACING | Dunlop | 2:02.844 | 11 | 14 | +2.159 | 115.3 |
| 16 | 5 JIMMY PRIMAUT | FRA | BRS - BRECHON RACING SCHOOL | BEON | Dunlop | 2:03.302 | 5 | 5 | +2.617 | 114.8 |
| 17 | 11 GABRIEL PIO | FRA | BRS - BRECHON RACING SCHOOL | BEON | Dunlop | 2:03.354 | 16 | 16 | +2.669 | 114.8 |
| 18 | 96 ALEX DEBON | ESP | H43 TEAM NOBBY | BEON | Dunlop | 2:03.444 | 9 | 11 | +2.759 | 114.7 |
| 19 | 6 XARLY MENDEZ | DOM | MRE TALENT | BEON | Dunlop | 2:04.064 | 13 | 13 | +3.379 | 114.1 |
| 20 | 31 LEONIDAS CASTILLO GUIMAFUSA | FUSA | ALMA RACING TEAM | BEON | Dunlop | 2:04.117 | 12 | 16 | +3.432 | 114.1 |
| 21 | 77 JOEL MORA | ESP | ILUSION RACING | BEON | Dunlop | 2:04.259 | 14 | 14 | +3.574 | 113.9 |
| 22 | 25 MANFREDI BALDUCCI | ITA | RC113 REPARTO CORSE | | Dunlop | 2:04.446 | 14 | 16 | +3.761 | 113.8 |
| 23 | 12 LEWIS MULLEN | GBR | SRT | | Dunlop | 2:04.712 | 13 | 13 | +4.027 | 113.5 |
| 24 | 37 RICCARDO MICHIELIN | ITA | AJEVO RACING TEAM | | Dunlop | 2:04.944 | 11 | 11 | +4.259 | 113.3 |
| 25 | 29 ADRIAN MOLINA | ESP | GV STRATOS GAS DONKEY | | Dunlop | 2:05.599 | 12 | 14 | +4.914 | 112.7 |
| 26 | 14 GIULIO DI NAPOLI | ITA | RC113 REPARTO CORSE | BEON | Dunlop | 2:07.427 | 16 | 16 | +6.742 | 111.1 |

Vuelta rápida: Vlt. 13 IKER RODRIGUEZ 2:00.685 117.3 Km/h

Hora de publicación:

Estado de pista: **SECO**

| | |
|----------------|-------------|
| Race Director: | Timekeeper: |
|----------------|-------------|





CIRCUITO DE NAVARRA 3.933 m.

Clasificación por Clase


| Nº Piloto | Nac | Equipo | Moto | Tiempo | Vlt. Total | Dif. | Km/h |
|-----------|-----|--------|------|--------|------------|------|------|
| | | | | | | | |

Hora de publicación:

Estado de pista: XXXXXXXXXX

| | |
|----------------|-------------|
| Race Director: | Timekeeper: |
|----------------|-------------|





MOTO 4

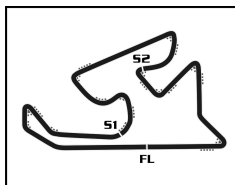
ESBK - CTO. ESPAÑA DE VELOCIDAD

ENT.LIBRES 2

Mejores tiempos de sector

| Sector 1 | | | Sector 2 | | Sector 3 | | Pos | Nº Piloto | Vuelta Ideal | Mejor Vuelta |
|----------|-----------------|--------|-----------------|--------|-----------------|--------|-----|-----------------|--------------|---------------|
| Pos | Nº Piloto | Tiempo | Nº Piloto | Tiempo | Nº Piloto | Tiempo | | | | |
| 1 | 48 A.GARCIA | 33.253 | 20 I.RODRIGUEZ | 43.395 | 94 E.OSORIO | 43.831 | 1 | 20 I.RODRIGUEZ | 2:00.618 | 2:00.685 (1) |
| 2 | 94 E.OSORIO | 33.280 | 27 M.MARULANDA | 43.452 | 20 I.RODRIGUEZ | 43.864 | 2 | 94 E.OSORIO | 2:00.708 | 2:00.708 (2) |
| 3 | 20 I.RODRIGUEZ | 33.359 | 48 A.GARCIA | 43.574 | 48 A.GARCIA | 43.971 | 3 | 48 A.GARCIA | 2:00.798 | 2:00.798 (3) |
| 4 | 99 D.SANCHEZ | 33.408 | 94 E.OSORIO | 43.597 | 27 M.MARULANDA | 44.206 | 4 | 27 M.MARULANDA | 2:01.161 | 2:01.283 (4) |
| 5 | 27 M.MARULANDA | 33.503 | 74 K.MATSUDAIRA | 43.677 | 74 K.MATSUDAIRA | 44.210 | 5 | 92 D.GOMEZ | 2:01.753 | 2:02.134 (7) |
| 6 | 92 D.GOMEZ | 33.553 | 92 D.GOMEZ | 43.702 | 13 P.VARELA | 44.302 | 6 | 13 P.VARELA | 2:01.792 | 2:02.152 (9) |
| 7 | 93 B.FARIAS | 33.655 | 64 C.BELLUZZO | 43.741 | 89 E.RUZ | 44.320 | 7 | 93 B.FARIAS | 2:01.904 | 2:01.904 (5) |
| 8 | 13 P.VARELA | 33.684 | 13 P.VARELA | 43.806 | 98 E.SILVEN | 44.341 | 8 | 64 C.BELLUZZO | 2:01.908 | 2:02.164 (10) |
| 9 | 24 A.CASTAÑEDA | 33.696 | 93 B.FARIAS | 43.853 | 57 M.FOSTER | 44.369 | 9 | 74 K.MATSUDAIRA | 2:01.921 | 2:01.970 (6) |
| 10 | 64 C.BELLUZZO | 33.725 | 98 E.SILVEN | 43.923 | 93 B.FARIAS | 44.396 | 10 | 24 A.CASTAÑEDA | 2:02.132 | 2:02.348 (14) |
| 11 | 57 M.FOSTER | 33.787 | 26 A.ENRIQUEZ | 43.924 | 24 A.CASTAÑEDA | 44.441 | 11 | 57 M.FOSTER | 2:02.139 | 2:02.139 (8) |
| 12 | 89 E.RUZ | 33.821 | 57 M.FOSTER | 43.983 | 64 C.BELLUZZO | 44.442 | 12 | 98 E.SILVEN | 2:02.233 | 2:02.288 (11) |
| 13 | 96 A.DEBON | 33.826 | 24 A.CASTAÑEDA | 43.995 | 92 D.GOMEZ | 44.498 | 13 | 99 D.SANCHEZ | 2:02.276 | 2:02.339 (12) |
| 14 | 6 X.MENDEZ | 33.876 | 99 D.SANCHEZ | 44.086 | 26 A.ENRIQUEZ | 44.612 | 14 | 89 E.RUZ | 2:02.343 | 2:02.343 (13) |
| 15 | 5 J.PRIMAUT | 33.965 | 89 E.RUZ | 44.202 | 99 D.SANCHEZ | 44.782 | 15 | 26 A.ENRIQUEZ | 2:02.568 | 2:02.844 (15) |
| 16 | 98 E.SILVEN | 33.969 | 96 A.DEBON | 44.223 | 5 J.PRIMAUT | 44.869 | 16 | 5 J.PRIMAUT | 2:03.185 | 2:03.302 (16) |
| 17 | 26 A.ENRIQUEZ | 34.032 | 11 G.PIO | 44.254 | 11 G.PIO | 44.971 | 17 | 11 G.PIO | 2:03.280 | 2:03.354 (17) |
| 18 | 74 K.MATSUDAIRA | 34.034 | 5 J.PRIMAUT | 44.351 | 31 L.GUIMARAES | 45.089 | 18 | 96 A.DEBON | 2:03.343 | 2:03.444 (18) |
| 19 | 11 G.PIO | 34.055 | 25 M.BALDUCCI | 44.487 | 6 X.MENDEZ | 45.150 | 19 | 6 X.MENDEZ | 2:03.601 | 2:04.064 (19) |
| 20 | 77 J.MORA | 34.099 | 6 X.MENDEZ | 44.575 | 37 R.MICHIELIN | 45.214 | 20 | 31 L.GUIMARAES | 2:03.833 | 2:04.117 (20) |
| 21 | 31 L.GUIMARAES | 34.135 | 31 L.GUIMARAES | 44.609 | 77 J.MORA | 45.229 | 21 | 25 M.BALDUCCI | 2:04.205 | 2:04.446 (22) |
| 22 | 29 A.MOLINA | 34.257 | 77 J.MORA | 44.905 | 12 L.MULLEN | 45.251 | 22 | 77 J.MORA | 2:04.233 | 2:04.259 (21) |
| 23 | 37 R.MICHIELIN | 34.314 | 12 L.MULLEN | 44.996 | 25 M.BALDUCCI | 45.277 | 23 | 12 L.MULLEN | 2:04.597 | 2:04.712 (23) |
| 24 | 12 L.MULLEN | 34.350 | 37 R.MICHIELIN | 45.137 | 96 A.DEBON | 45.294 | 24 | 37 R.MICHIELIN | 2:04.665 | 2:04.944 (24) |
| 25 | 25 M.BALDUCCI | 34.441 | 29 A.MOLINA | 45.393 | 29 A.MOLINA | 45.688 | 25 | 29 A.MOLINA | 2:05.338 | 2:05.599 (25) |
| 26 | 14 G.DI NAPOLI | 35.002 | 14 G.DI NAPOLI | 45.797 | 14 G.DI NAPOLI | 46.426 | 26 | 14 G.DI NAPOLI | 2:07.225 | 2:07.427 (26) |





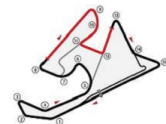
CIRCUITO DE NAVARRA 3.933 m.

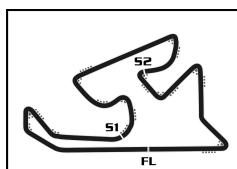
MOTO 4

ESBK - CTO. ESPAÑA DE VELOCIDAD Después de ENT.LIBRES 2

Velocidad máxima del evento

| Nº Piloto | Equipo | Moto | Clase | V.Max | Vit. | Sesión |
|--------------------------------|-----------------------------------|---------------|-------|-------|------|--------------|
| 92 DAVID GOMEZ | MRE TALENT | BEON | | 171.2 | 3 | ENT.LIBRES 2 |
| 24 ALEXANDER CASTAÑEDA | FRANDO RACING VHC TEAM LIQUI MOLY | CORSE FACTORY | | 170.6 | 2 | ENT.LIBRES 2 |
| 89 ERIC RUZ | IGAXTEAM | BEON | | 170.6 | 5 | ENT.LIBRES 2 |
| 98 EDGAR SILVEN | ETG RACING | | | 170.6 | 14 | ENT.LIBRES 2 |
| 48 ANDRES GARCIA | IGAXTEAM | BEON | | 170.3 | 7 | ENT.LIBRES 2 |
| 94 ENEKO OSORIO | FRANDO RACING VHC TEAM LIQUI MOLY | CORSE FACTORY | | 170.3 | 6 | ENT.LIBRES 2 |
| 57 MASON FOSTER | BRP RACING | BEON | | 170.1 | 5 | ENT.LIBRES 2 |
| 99 DAVID SANCHEZ | SP57 RACING TEAM | | | 170.1 | 13 | ENT.LIBRES 2 |
| 11 GABRIEL PIO | BRS- BRECHON RACING SCHOOL | BEON | | 169.0 | 11 | ENT.LIBRES 2 |
| 5 JIMMY PRIMAUT | BRS - BRECHON RACING SCHOOL | BEON | | 169.0 | 6 | ENT.LIBRES 2 |
| 64 CARMELO BELLUZZO | ETG RACING | BEON | | 168.7 | 12 | ENT.LIBRES 2 |
| 96 ALEX DEBON | H43 TEAM NOBBY | BEON | | 168.7 | 11 | ENT.LIBRES 2 |
| 20 IKER RODRIGUEZ | IGAXTEAM | BEON | | 168.0 | 13 | ENT.LIBRES 2 |
| 27 MATEO MARULANDA | SUPERHUGO 44 TEAM | | | 168.0 | 8 | ENT.LIBRES 2 |
| 77 JOEL MORA | ILUSION RACING | BEON | | 168.0 | 12 | ENT.LIBRES 2 |
| 6 XARLY MENDEZ | MRE TALENT | BEON | | 167.7 | 4 | ENT.LIBRES 2 |
| 93 BAUTISTA FARIAS | ETG RACING | BEON | | 167.7 | 3 | ENT.LIBRES 2 |
| 29 ADRIAN MOLINA | GV STRATOS GAS DONKEY | | | 167.2 | 7 | ENT.LIBRES 2 |
| 31 LEONIDAS CASTILLO GUIMARAES | ALMA RACING TEAM | BEON | | 166.9 | 7 | ENT.LIBRES 2 |
| 13 PEDRO VARELA | CUNA DE CAMPEONES | MIR RACING | | 166.4 | 10 | ENT.LIBRES 2 |
| 25 MANFREDI BALDUCCI | RC113 REPARTO CORSE | | | 166.4 | 14 | ENT.LIBRES 2 |
| 37 RICCARDO MICHIELIN | AJEVO RACING TEAM | | | 166.4 | 8 | ENT.LIBRES 2 |
| 12 LEWIS MULLEN | SRT | | | 166.2 | 11 | ENT.LIBRES 2 |
| 74 KENSEI MATSUDAIRA | EVIKE.COM NOX#27 RACING TEAM | BEON | | 165.9 | 13 | ENT.LIBRES 2 |
| 14 GIULIO DI NAPOLI | RC113 REPARTO CORSE | BEON | | 163.1 | 16 | ENT.LIBRES 2 |
| 26 ALBERTO ENRIQUEZ | CUNA DE CAMPEONES | MIR RACING | | 163.1 | 6 | ENT.LIBRES 2 |





CIRCUITO DE NAVARRA 3.933 m.

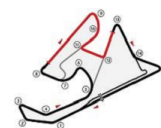
MOTO 4


ESBK - CTO. ESPAÑA DE VELOCIDAD

ENT.LIBRES 2

Secuencia de vueltas rápidas

| T. Sesión | Nº Piloto | Equipo | Moto | Clase | Tiempo | Km/h | Vlt. |
|-----------|---------------------|-----------------------------------|---------------|-------|----------|-------|------|
| 5:06.118 | 64 CARMELO BELLUZZO | ETG RACING | BEON | | 2:04.843 | 113.4 | 2 |
| 5:06.870 | 93 BAUTISTA FARIAS | ETG RACING | BEON | | 2:04.775 | 113.5 | 2 |
| 5:11.948 | 13 PEDRO VARELA | CUNA DE CAMPEONES | MIR RACING | | 2:04.706 | 113.5 | 2 |
| 5:45.846 | 5 JIMMY PRIMAUT | BRS - BRECHON RACING SCHOOL | BEON | | 2:04.695 | 113.5 | 2 |
| 7:10.897 | 93 BAUTISTA FARIAS | ETG RACING | BEON | | 2:04.027 | 114.2 | 3 |
| 7:46.796 | 94 ENEKO OSORIO | FRANDO RACING VHC TEAM LIQUI MOLY | CORSE FACTORY | | 2:03.967 | 114.2 | 3 |
| 7:49.398 | 5 JIMMY PRIMAUT | BRS - BRECHON RACING SCHOOL | BEON | | 2:03.552 | 114.6 | 3 |
| 9:14.701 | 64 CARMELO BELLUZZO | ETG RACING | BEON | | 2:03.478 | 114.7 | 4 |
| 11:54.707 | 94 ENEKO OSORIO | FRANDO RACING VHC TEAM LIQUI MOLY | CORSE FACTORY | | 2:03.419 | 114.7 | 5 |
| 11:58.789 | 5 JIMMY PRIMAUT | BRS - BRECHON RACING SCHOOL | BEON | | 2:03.302 | 114.8 | 5 |
| 13:23.031 | 93 BAUTISTA FARIAS | ETG RACING | BEON | | 2:03.091 | 115.0 | 6 |
| 13:57.047 | 94 ENEKO OSORIO | FRANDO RACING VHC TEAM LIQUI MOLY | CORSE FACTORY | | 2:02.340 | 115.7 | 6 |
| 29:16.984 | 94 ENEKO OSORIO | FRANDO RACING VHC TEAM LIQUI MOLY | CORSE FACTORY | | 2:01.841 | 116.2 | 9 |
| 29:18.956 | 20 IKER RODRIGUEZ | IGAXTEAM | BEON | | 2:01.493 | 116.5 | 10 |
| 31:17.692 | 94 ENEKO OSORIO | FRANDO RACING VHC TEAM LIQUI MOLY | CORSE FACTORY | | 2:00.708 | 117.3 | 10 |
| 35:21.853 | 20 IKER RODRIGUEZ | IGAXTEAM | BEON | | 2:00.685 | 117.3 | 13 |





MOTO 4

ESBK - CTO. ESPAÑA DE VELOCIDAD

ENT.LIBRES 2

Vuelta a vuelta

— Vuelta invalidada


■ Mejor Personal

■ Mejor de la sesión

■ Cruzando por el pit lane

| Vlt. | Tiempo | Sector 1 | Sector 2 | Sector 3 | V.Max | T. Sesión | Vlt. | Tiempo | Sector 1 | Sector 2 | Sector 3 | V.Max | T. Sesión | |
|-----------|-----------------------------|-----------------|-----------------|---------------|---------------|-----------|------------|-----------|-----------------|----------|---------------|---------------|-----------|-----------|
| 5 | JIMMY PRIMAUT FRA | | | | | | BEON | 12 | 2:05.295 | 34.424 | 45.092 | 45.779 | 166.2 | 34:39.333 |
| | BRS - BRECHON RACING SCHOOL | | | | | | | 13 | 2:04.712 | 34.465 | 44.996 | 45.251 | 164.9 | 36:44.045 |
| | 1 | 3:41.151 | 2:09.173 | 46.181 | 45.797 | 141.4 | | 3:41.151 | | | | | | |
| | 2 | 2:04.695 | 34.634 | 45.140 | 44.921 | 163.6 | | 5:45.846 | | | | | | |
| | 3 | 2:03.552 | 33.965 | 44.647 | 44.940 | 167.2 | | 7:49.398 | | | | | | |
| | 4 | 2:06.089 | 34.628 | 46.470 | 44.991 | 166.2 | | 9:55.487 | | | | | | |
| 6 | XARLY MENDEZ DOM | | | | | | BEON | 1 | 7:29.440 | 5:52.667 | 48.240 | 48.533 | 24.4 | 7:29.440 |
| | MRE TALENT | | | | | | | 2 | 2:06.108 | 34.856 | 45.562 | 45.690 | 165.9 | 9:35.548 |
| | 3 | 2:15.063 | 36.057 | 47.990 | 51.016 | 165.9 | | 11:50.611 | | | | | | |
| | 4 | 2:08.068 | 34.733 | 45.263 | 48.072 | 167.7 | | 13:58.679 | | | | | | |
| | 5 | 5:49.258 | B 41.377 | 49.994 | 4:17.887 | 163.1 | | 19:47.937 | | | | | | |
| | 6 | 2:14.137 | 41.575 | 46.348 | 46.214 | 130.1 | | 22:02.074 | | | | | | |
| | 7 | 2:06.096 | 34.703 | 45.610 | 45.783 | 161.7 | | 24:08.170 | | | | | | |
| | 8 | 2:05.463 | 34.666 | 45.059 | 45.738 | 161.4 | | 26:13.633 | | | | | | |
| | 9 | 2:05.390 | 34.477 | 45.385 | 45.528 | 161.4 | | 28:19.023 | | | | | | |
| | 10 | 2:04.633 | 34.460 | 44.575 | 45.598 | 164.9 | | 30:23.656 | | | | | | |
| | 11 | 2:04.989 | 34.020 | 44.749 | 46.220 | 166.2 | | 32:28.645 | | | | | | |
| | 12 | 2:04.652 | 34.714 | 44.788 | 45.150 | 165.9 | | 34:33.297 | | | | | | |
| | 13 | 2:04.064 | 33.876 | 44.873 | 45.315 | 163.9 | | 36:37.361 | | | | | | |
| 11 | GABRIEL PIO FRA | | | | | | BEON | 1 | 3:44.370 | 2:11.853 | 46.006 | 46.511 | 138.6 | 3:44.370 |
| | BRS- BRECHON RACING SCHOOL | | | | | | | 2 | 2:05.923 | 34.567 | 45.475 | 45.881 | 164.4 | 5:50.293 |
| | 3 | 2:06.731 | 34.644 | 45.622 | 46.465 | 163.1 | | 7:57.024 | | | | | | |
| | 4 | 2:17.282 | 35.813 | 55.154 | 46.315 | 162.9 | | 10:14.306 | | | | | | |
| | 5 | 2:05.836 | 34.661 | 45.227 | 45.948 | 164.9 | | 12:20.142 | | | | | | |
| | 6 | 2:05.568 | 34.468 | 45.009 | 46.091 | 164.1 | | 14:25.710 | | | | | | |
| | 7 | 2:04.862 | 34.106 | 45.069 | 45.687 | 164.9 | | 16:30.572 | | | | | | |
| | 8 | 2:09.928 | 34.382 | 49.400 | 46.146 | 163.4 | | 18:40.500 | | | | | | |
| | 9 | 2:04.753 | 34.509 | 44.776 | 45.468 | 162.9 | | 20:45.253 | | | | | | |
| | 10 | 2:04.242 | 34.302 | 44.571 | 45.369 | 166.7 | | 22:49.495 | | | | | | |
| | 11 | 2:04.726 | 34.292 | 44.909 | 45.525 | 169.0 | | 24:54.221 | | | | | | |
| | 12 | 2:58.453 | B 34.055 | 44.679 | 1:39.719 | 167.2 | | 27:52.674 | | | | | | |
| | 13 | 2:11.363 | 39.595 | 45.905 | 45.863 | 130.4 | | 30:04.037 | | | | | | |
| | 14 | 2:04.481 | 34.481 | 44.686 | 45.314 | 163.6 | | 32:08.518 | | | | | | |
| | 15 | 2:03.577 | 34.193 | 44.362 | 45.022 | 162.7 | | 34:12.095 | | | | | | |
| | 16 | 2:03.354 | 34.129 | 44.254 | 44.971 | 162.7 | | 36:15.449 | | | | | | |
| 12 | LEWIS MULLEN GBR | | | | | | SRT | 1 | 7:27.823 | 5:53.887 | 47.331 | 46.605 | 64.7 | 7:27.823 |
| | SRT | | | | | | | 2 | 2:07.673 | 35.723 | 45.867 | 46.083 | 161.2 | 9:35.496 |
| | 3 | 2:06.575 | 35.107 | 45.557 | 45.911 | 161.9 | | 11:42.071 | | | | | | |
| | 4 | 2:06.356 | 35.323 | 45.237 | 45.796 | 161.2 | | 13:48.427 | | | | | | |
| | 5 | 2:06.128 | 35.112 | 45.151 | 45.865 | 162.2 | | 15:54.555 | | | | | | |
| | 6 | 2:07.829 | 35.436 | 45.579 | 46.814 | 160.5 | | 18:02.384 | | | | | | |
| | 7 | 6:01.916 | B 39.599 | 49.489 | 4:32.828 | 158.8 | | 24:04.300 | | | | | | |
| | 8 | 2:12.879 | 41.057 | 45.350 | 46.472 | 114.5 | | 26:17.179 | | | | | | |
| | 9 | 2:05.765 | 34.975 | 45.030 | 45.760 | 161.9 | | 28:22.944 | | | | | | |
| | 10 | 2:05.990 | 34.721 | 45.617 | 45.652 | 162.2 | | 30:28.934 | | | | | | |
| | 11 | 2:05.104 | 34.350 | 45.077 | 45.677 | 166.2 | | 32:34.038 | | | | | | |
| 13 | PEDRO VARELA PRT | | | | | | MIR RACING | 1 | 3:07.242 | 1:33.891 | 47.328 | 46.023 | 134.5 | 3:07.242 |
| | CUNA DE CAMPEONES | | | | | | | 2 | 2:04.706 | 34.391 | 44.905 | 45.410 | 162.9 | 5:11.948 |
| | 3 | 2:04.374 | 34.462 | 44.868 | 45.044 | 161.0 | | 7:16.322 | | | | | | |
| | 4 | 3:57.010 | B 35.186 | 45.533 | 2:36.291 | 159.3 | | 11:13.332 | | | | | | |
| | 5 | 2:23.223 | 42.578 | 49.054 | 51.591 | 111.6 | | 13:36.555 | | | | | | |
| | 6 | 2:03.508 | 34.298 | 44.423 | 44.787 | 161.7 | | 15:40.063 | | | | | | |
| | 7 | 2:21.440 | 35.899 | 52.524 | 53.017 | 162.4 | | 18:01.503 | | | | | | |
| | 8 | 2:07.818 | 36.700 | 45.261 | 45.857 | 129.3 | | 20:09.321 | | | | | | |
| | 9 | 2:05.205 | 34.582 | 45.122 | 45.501 | 160.0 | | 22:14.526 | | | | | | |
| | 10 | 2:03.129 | 34.093 | 44.159 | 44.877 | 166.4 | | 24:17.655 | | | | | | |
| | 11 | 2:11.593 | 37.147 | 46.980 | 47.466 | 160.0 | | 26:29.248 | | | | | | |
| | 12 | 2:03.052 | 33.684 | 44.241 | 45.127 | 164.9 | | 28:32.300 | | | | | | |
| | 13 | 2:07.581 | 33.995 | 45.481 | 48.105 | 165.1 | | 30:39.881 | | | | | | |
| | 14 | 2:02.959 | 33.820 | 44.278 | 44.861 | 163.4 | | 32:42.840 | | | | | | |
| | 15 | 2:02.152 | 34.044 | 43.806 | 44.302 | 159.1 | | 34:44.992 | | | | | | |
| | 16 | 2:02.337 | 33.796 | 43.985 | 44.556 | 160.5 | | 36:47.329 | | | | | | |
| 14 | GIULIO DI NAPOLI ITA | | | | | | BEON | 1 | 4:07.351 | 2:26.988 | 50.830 | 49.533 | 130.4 | 4:07.351 |
| | RC113 REPARTO CORSE | | | | | | | 2 | 2:13.359 | 36.922 | 48.250 | 48.187 | 153.6 | 6:20.710 |
| | 3 | 2:12.145 | 36.635 | 47.707 | 47.803 | 154.7 | | 8:32.855 | | | | | | |
| | 4 | 2:10.948 | 36.300 | 47.279 | 47.369 | 154.5 | | 10:43.803 | | | | | | |
| | 5 | 2:10.248 | 36.188 | 46.833 | 47.227 | 155.2 | | 12:54.051 | | | | | | |
| | 6 | 2:10.274 | 36.442 | 46.424 | 47.408 | 154.5 | | 15:04.325 | | | | | | |
| | 7 | 2:10.290 | 36.302 | 47.074 | 46.914 | 154.1 | | 17:14.615 | | | | | | |
| | 8 | 2:09.869 | 36.132 | 46.761 | 46.976 | 154.7 | | 19:24.484 | | | | | | |
| | 9 | 2:09.483 | 36.237 | 46.430 | 46.816 | 154.5 | | 21:33.967 | | | | | | |
| | 10 | 2:09.692 | 36.251 | 46.612 | 46.829 | 154.7 | | 23:43.659 | | | | | | |
| | 11 | 2:17.837 | 43.617 | 46.781 | 47.439 | 154.5 | | 26:01.496 | | | | | | |
| | 12 | 2:10.264 | 36.533 | 46.698 | 47.033 | 153.2 | | 28:11.760 | | | | | | |
| | 13 | 2:11.694 | 38.306 | 46.802 | 46.586 | 154.1 | | 30:23.454 | | | | | | |
| | 14 | 2:08.099 | 35.649 | 46.024 | 46.426 | 157.7 | | 32:31.553 | | | | | | |
| | 15 | 2:08.620 | 35.802 | 46.033 | 46.785 | 156.5 | | 34:40.173 | | | | | | |
| | 16 | 2:07.427 | 35.002 | 45.797 | 46.628 | 163.1 | | 36:47.600 | | | | | | |
| 20 | IKER RODRIGUEZ ESP | | | | | | BEON | 1 | 4:21.748 | 2:42.396 | 50.312 | 49.040 | 126.8 | 4:21.748 |
| | IGAXTEAM | | | | | | | 2 | 2:10.798 | 35.903 | 47.661 | 47.234 | 165.6 | 6:32.546 |
| | 3 | 2:09.943 | 35.237 | 46.846 | 47.860 | 165.6 | | 8:42.489 | | | | | | |
| | 4 | 2:07.884 | 35.491 | 46.065 | 46.328 | 164.6 | | 10:50.373 | | | | | | |
| | 5 | 2:06.090 | 34.773 | 45.511 | 45.806 | 165.9 | | 12:56.463 | | | | | | |
| | 6 | 2:04.260 | 34.289 | 44.689 | 45.282 | 166.9 | | 15:00.723 | | | | | | |
| | 7 | 2:03.734 | 34.202 | 44.762 | 44.770 | 165.6 | | 17:04.457 | | | | | | |
| | 8 | 8:05.547 | B 35.492 | 46.200 | 6:43.855 | 161.9 | | 25:10.004 | | | | | | |
| | 9 | 2:07.459 | 38.339 | 44.558 | 44.562 | 141.2 | | 27:17.463 | | | | | | |
| | 10 | 2:01.493 | 33.724 | 43.747 | 44.022 | 163.9 | | 29:18.956 | | | | | | |
| | 11 | 2:01.245 | 33.517 | 43.643 | 44.085 | 165.9 | | 31:20.201 | | | | | | |
| | 12 | 2:00.967 | 33.555 | 43.395 | 44.017 | 165.4 | | 33:21.168 | | | | | | |
| | 13 | 2:00.685 | 33.359 | 43.462 | 43.864 | 168.0 | | 35:21.853 | | | | | | |





MOTO 4
ESBK - CTO. ESPAÑA DE VELOCIDAD
ENT.LIBRES 2

Vuelta a vuelta


— Vuelta invalidada


■ Mejor Personal

■ Mejor de la sesión

B Cruzando por el pit lane

| Vlt. | Tiempo | Sector 1 | Sector 2 | Sector 3 | V.Max | T. Sesión | Vlt. | Tiempo | Sector 1 | Sector 2 | Sector 3 | V.Max | T. Sesión | | | |
|-----------|----------------------------------------|-----------------------------|---------------|---------------|---------------|-----------|-----------------------------------------------|----------------------------------|-------------------|-----------|-------------|----------|-----------|-----------|----------|-----------|
| 24 | ALEXANDER CASTAÑEDA COL | | | | | | FRANDO RACING VHC TEAM LIQUI CORSE FACTORY | 4 | 2:04.115 | 34.121 | 44.463 | 45.531 | 166.9 | 22:14.328 | | |
| | 5 | 2:03.855 | 34.515 | 44.628 | 44.712 | 164.9 | | 24:18.183 | | | | | | | | |
| | 6 | 2:03.452 | 34.377 | 44.258 | 44.817 | 166.2 | | 26:21.635 | | | | | | | | |
| | 7 | 2:02.724 | 33.852 | 44.051 | 44.821 | 165.1 | | 28:24.359 | | | | | | | | |
| | 8 | 2:15.834 | 34.629 | 51.263 | 49.942 | 168.0 | | 30:40.193 | | | | | | | | |
| | 9 | 2:02.723 | 33.641 | 44.275 | 44.807 | 166.7 | | 32:42.916 | | | | | | | | |
| | 10 | 2:01.613 | 33.580 | 43.452 | 44.581 | 167.4 | | 34:44.529 | | | | | | | | |
| | 11 | 2:01.283 | 33.503 | 43.574 | 44.206 | 165.1 | | 36:45.812 | | | | | | | | |
| | 12 | 2:02.348 | 33.912 | 43.995 | 44.441 | 166.7 | | 35:23.398 | | | | | | | | |
| | 13 | 2:02.348 | 33.912 | 43.995 | 44.441 | 166.7 | | 35:23.398 | | | | | | | | |
| | 14 | 2:02.348 | 33.912 | 43.995 | 44.441 | 166.7 | | 35:23.398 | | | | | | | | |
| | 15 | 2:02.348 | 33.912 | 43.995 | 44.441 | 166.7 | | 35:23.398 | | | | | | | | |
| | 16 | 2:02.348 | 33.912 | 43.995 | 44.441 | 166.7 | | 35:23.398 | | | | | | | | |
| 25 | MANFREDI BALDUCCI ITA | | | | | | RC113 REPARTO CORSE | 1 | 4:01.430 | 2:25.085 | 48.902 | 47.443 | 128.4 | 4:01.430 | | |
| | 2 | 2:09.544 | 36.399 | 46.696 | 46.449 | 160.5 | | 6:10.974 | | | | | | | | |
| | 3 | 2:08.155 | 35.793 | 46.065 | 46.297 | 161.4 | | 8:19.129 | | | | | | | | |
| | 4 | 2:08.305 | 35.376 | 46.307 | 46.622 | 160.7 | | 10:27.434 | | | | | | | | |
| | 5 | 2:07.103 | 35.683 | 45.488 | 45.932 | 159.5 | | 12:34.537 | | | | | | | | |
| | 6 | 2:06.988 | 35.333 | 45.725 | 45.930 | 159.8 | | 14:41.525 | | | | | | | | |
| | 7 | 2:05.912 | 35.352 | 45.139 | 45.421 | 159.8 | | 16:47.437 | | | | | | | | |
| | 8 | 2:05.918 | 35.291 | 45.056 | 45.571 | 158.1 | | 18:53.355 | | | | | | | | |
| | 9 | 3:14.601 B | 35.212 | 45.911 | 1:53.478 | 160.2 | | 22:07.956 | | | | | | | | |
| | 10 | 2:12.038 | 40.632 | 45.754 | 45.652 | 128.3 | | 24:19.994 | | | | | | | | |
| | 11 | 2:09.165 | 35.375 | 46.902 | 46.888 | 161.2 | | 26:29.159 | | | | | | | | |
| | 12 | 2:05.317 | 34.784 | 45.000 | 45.533 | 162.2 | | 28:34.476 | | | | | | | | |
| | 13 | 2:06.315 | 34.605 | 44.487 | 47.223 | 164.1 | | 30:40.791 | | | | | | | | |
| | 14 | 2:04.446 | 34.441 | 44.653 | 45.352 | 166.4 | | 32:45.237 | | | | | | | | |
| | 15 | 2:04.756 | 34.665 | 44.794 | 45.297 | 162.7 | | 34:49.993 | | | | | | | | |
| | 16 | 2:04.982 | 34.817 | 44.888 | 45.277 | 161.0 | | 36:54.975 | | | | | | | | |
| | 26 | ALBERTO ENRIQUEZ ESP | | | | | | CUUNA DE CAMPEONES MIR RACING | 1 | 3:54.886 | 2:20.608 | 47.755 | 46.523 | 134.7 | 3:54.886 | |
| 2 | | 2:08.490 | 34.973 | 45.634 | 47.883 | 158.6 | 6:03.376 | | | | | | | | | |
| 3 | | 2:04.755 | 34.692 | 44.818 | 45.245 | 159.8 | 8:08.131 | | | | | | | | | |
| 4 | | 2:04.190 | 34.353 | 44.594 | 45.243 | 161.0 | 10:12.321 | | | | | | | | | |
| 5 | | 2:03.815 | 34.369 | 44.461 | 44.985 | 159.5 | 12:16.136 | | | | | | | | | |
| 6 | | 2:03.248 | 34.032 | 44.289 | 44.927 | 163.1 | 14:19.384 | | | | | | | | | |
| 7 | | 6:55.556 B | 34.753 | 53.371 | 5:27.432 | 159.1 | 21:14.940 | | | | | | | | | |
| 8 | | 2:10.905 | 40.134 | 45.141 | 45.630 | 133.0 | 23:25.845 | | | | | | | | | |
| 9 | | 2:04.130 | 34.608 | 44.715 | 44.807 | 158.6 | 25:29.975 | | | | | | | | | |
| 10 | | 2:03.316 | 34.208 | 44.450 | 44.658 | 159.3 | 27:33.291 | | | | | | | | | |
| 11 | | 2:02.844 | 34.308 | 43.924 | 44.612 | 159.3 | 29:36.135 | | | | | | | | | |
| 12 | | 2:03.513 | 34.193 | 44.591 | 44.729 | 159.5 | 31:39.648 | | | | | | | | | |
| 13 | | 2:03.010 | 34.241 | 44.124 | 44.645 | 159.5 | 33:42.658 | | | | | | | | | |
| 14 | | 2:02.853 | 34.211 | 43.993 | 44.649 | 158.1 | 35:45.511 | | | | | | | | | |
| 27 | | MATEO MARULANDA COL | | | | | | | SUPERHUGO 44 TEAM | 1 | 15:38.432 B | 3:16.523 | 51.640 | ... | 130.6 | 15:38.432 |
| | | 2 | 2:16.419 | 41.186 | 46.986 | 48.247 | 135.3 | | | 17:54.851 | | | | | | |
| | 3 | 2:15.362 | 34.747 | 47.233 | 53.382 | 163.9 | 20:10.213 | | | | | | | | | |
| | 4 | 2:15.362 | 34.747 | 47.233 | 53.382 | 163.9 | 20:10.213 | | | | | | | | | |
| 28 | ADRIAN MOLINA ESP | | | | | | GV STRATOS GAS DONKEY | 1 | 5:44.051 | 4:04.356 | 50.586 | 49.109 | 129.0 | 5:44.051 | | |
| | 2 | 2:10.438 | 35.430 | 47.551 | 47.457 | 163.9 | | 7:54.489 | | | | | | | | |
| | 3 | 2:11.148 | 35.617 | 47.586 | 47.945 | 160.2 | | 10:05.637 | | | | | | | | |
| | 4 | 2:10.455 | 35.725 | 47.475 | 47.255 | 159.8 | | 12:16.092 | | | | | | | | |
| | 5 | 2:09.628 | 35.402 | 47.304 | 46.922 | 161.7 | | 14:25.720 | | | | | | | | |
| | 6 | 2:07.072 | 34.725 | 46.035 | 46.312 | 164.4 | | 16:32.792 | | | | | | | | |
| | 7 | 5:01.687 B | 34.315 | 45.393 | 3:41.979 | 167.2 | | 21:34.479 | | | | | | | | |
| | 8 | 2:15.134 | 40.613 | 47.453 | 47.068 | 134.0 | | 23:49.613 | | | | | | | | |
| | 9 | 2:07.677 | 35.070 | 46.224 | 46.383 | 160.5 | | 25:57.290 | | | | | | | | |
| | 10 | 2:07.496 | 35.033 | 45.967 | 46.496 | 160.0 | | 28:04.786 | | | | | | | | |
| | 11 | 2:19.290 | 45.643 | 46.699 | 46.948 | 160.0 | | 30:24.076 | | | | | | | | |
| 12 | 2:05.599 | 34.277 | 45.634 | 45.688 | 166.4 | 32:29.675 | | | | | | | | | | |
| 13 | 2:06.872 | 34.257 | 46.429 | 46.186 | 164.1 | 34:36.547 | | | | | | | | | | |
| 14 | 2:06.524 | 34.624 | 45.511 | 46.389 | 161.2 | 36:43.071 | | | | | | | | | | |
| 29 | LEONIDAS CASTILLO GUIMARAES USA | | | | | | ALMA RACING TEAM BEON | 1 | 3:55.493 | 2:20.874 | 47.771 | 46.848 | 140.3 | 3:55.493 | | |
| | 2 | 2:08.499 | 34.862 | 45.663 | 47.974 | 162.4 | | 6:03.992 | | | | | | | | |
| | 3 | 2:06.858 | 35.000 | 46.032 | 45.826 | 162.9 | | 8:10.850 | | | | | | | | |
| | 4 | 2:06.255 | 35.181 | 45.348 | 45.726 | 161.7 | | 10:17.105 | | | | | | | | |
| | 5 | 2:05.530 | 34.664 | 45.280 | 45.586 | 162.2 | | 12:22.635 | | | | | | | | |
| | 6 | 2:05.921 | 34.941 | 45.299 | 45.681 | 162.4 | | 14:28.556 | | | | | | | | |
| | 7 | 2:04.754 | 34.533 | 44.826 | 45.395 | 166.9 | | 16:33.310 | | | | | | | | |
| | 8 | 2:04.819 | 34.264 | 45.236 | 45.319 | 165.9 | | 18:38.129 | | | | | | | | |
| | 9 | 2:05.382 | 34.684 | 45.314 | 45.384 | 160.7 | | 20:43.511 | | | | | | | | |
| | 10 | 2:05.432 | 34.605 | 45.120 | 45.707 | 161.0 | | 22:48.943 | | | | | | | | |
| | 11 | 2:04.376 | 34.678 | 44.609 | 45.089 | 166.4 | | 24:53.319 | | | | | | | | |
| | 12 | 2:04.117 | 34.334 | 44.675 | 45.108 | 162.4 | | 26:57.436 | | | | | | | | |
| | 13 | 3:27.864 B | 35.652 | 48.358 | 2:03.854 | 160.0 | | 30:25.300 | | | | | | | | |
| | 14 | 2:09.981 | 39.197 | 45.445 | 45.339 | 136.9 | | 32:35.281 | | | | | | | | |
| | 15 | 2:04.757 | 34.349 | 44.775 | 45.633 | 163.6 | | 34:40.038 | | | | | | | | |
| | 16 | 2:04.394 | 34.135 | 45.167 | 45.092 | 165.1 | | 36:44.432 | | | | | | | | |
| 30 | RICCARDO MICHELIN ITA | | | | | | AJEVO RACING TEAM | 1 | 10:34.873 | 8:53.052 | 51.769 | 50.052 | 129.0 | 10:34.873 | | |
| | 2 | 2:08.274 | 35.146 | 46.475 | 46.653 | 162.7 | | 12:43.147 | | | | | | | | |
| | 3 | 2:07.759 | 35.106 | 46.173 | 46.480 | 162.9 | | 14:50.906 | | | | | | | | |
| | 4 | 2:06.734 | 34.883 | 45.610 | 46.241 | 161.9 | | 16:57.640 | | | | | | | | |
| | 5 | 7:05.311 B | 35.074 | 46.206 | 5:44.031 | 161.9 | | 24:02.951 | | | | | | | | |
| | 6 | 2:14.302 | 40.963 | 46.552 | 46.787 | 125.0 | | 26:17.253 | | | | | | | | |
| | 7 | 2:06.007 | 35.063 | 45.396 | 45.548 | 162.7 | | 28:23.260 | | | | | | | | |
| | 8 | 2:05.356 | 34.314 | 45.493 | 45.549 | 166.4 | | 30:28.616 | | | | | | | | |
| | 9 | 2:05.192 | 34.443 | 45.137 | 45.612 | 163.6 | | 32:33.808 | | | | | | | | |
| | 10 | 2:05.517 | 34.518 | 45.539 | 45.460 | 163.9 | | 34:39.325 | | | | | | | | |





MOTO 4
ESBK - CTO. ESPAÑA DE VELOCIDAD
ENT.LIBRES 2


Vuelta a vuelta

— Vuelta invalidada ■ Mejor Personal ■ Mejor de la sesión ■ Cruzando por el pit lane

| Vlt. | Tiempo | Sector 1 | Sector 2 | Sector 3 | V.Max | T. Sesión |
|-----------|------------------------------|----------|----------|----------|-------|-----------|
| 11 | 2:04.944 | 34.322 | 45.408 | 45.214 | 165.1 | 36:44.269 |
| 48 | ANDRES GARCIA | | | | | ESP |
| | IGAXTEAM | | | | | BEON |
| 1 | 4:16.775 | 2:40.896 | 48.809 | 47.070 | 138.3 | 4:16.775 |
| 2 | 2:07.041 | 34.853 | 46.256 | 45.932 | 169.0 | 6:23.816 |
| 3 | 2:05.422 | 34.144 | 45.472 | 45.806 | 167.4 | 8:29.238 |
| 4 | 2:04.304 | 33.962 | 44.900 | 45.442 | 168.5 | 10:33.542 |
| 5 | 2:05.304 | 35.000 | 45.152 | 45.152 | 166.9 | 12:38.846 |
| 6 | 2:03.058 | 33.627 | 44.553 | 44.878 | 168.0 | 14:41.904 |
| 7 | 2:03.016 | 33.668 | 44.318 | 45.030 | 170.3 | 16:44.920 |
| 8 | 10:30.173 | 36.848 | 47.349 | 9:05.976 | 163.9 | 27:15.093 |
| 9 | 2:07.989 | 38.749 | 44.513 | 44.727 | 138.1 | 29:23.082 |
| 10 | 2:01.561 | 33.471 | 43.713 | 44.377 | 166.4 | 31:24.643 |
| 11 | 2:01.463 | 33.441 | 43.584 | 44.438 | 165.9 | 33:26.106 |
| 12 | 2:00.798 | 33.253 | 43.574 | 43.971 | 165.4 | 35:26.904 |
| 57 | MASON FOSTER | | | | | GBR |
| | BRP RACING | | | | | BEON |
| 1 | 6:03.654 | 4:25.787 | 49.349 | 48.518 | 136.9 | 6:03.654 |
| 2 | 2:08.114 | 35.044 | 46.138 | 46.932 | 158.1 | 8:11.768 |
| 3 | 2:06.254 | 34.421 | 45.913 | 45.920 | 167.4 | 10:18.022 |
| 4 | 2:05.257 | 33.981 | 45.634 | 45.642 | 169.3 | 12:23.279 |
| 5 | 2:04.984 | 34.127 | 45.223 | 45.634 | 170.1 | 14:28.263 |
| 6 | 2:04.434 | 34.221 | 44.705 | 45.508 | 165.4 | 16:32.697 |
| 7 | 2:03.984 | 33.945 | 44.726 | 45.313 | 166.7 | 18:36.681 |
| 8 | 2:04.402 | 34.098 | 44.955 | 45.349 | 164.4 | 20:41.083 |
| 9 | 2:03.381 | 34.032 | 44.409 | 44.940 | 165.1 | 22:44.464 |
| 10 | 2:03.263 | 33.947 | 44.391 | 44.925 | 164.9 | 24:47.727 |
| 11 | 2:05.610 | 35.543 | 45.073 | 44.994 | 164.1 | 26:53.337 |
| 12 | 2:03.105 | 33.996 | 44.274 | 44.835 | 164.1 | 28:56.442 |
| 13 | 2:06.425 | 33.878 | 47.453 | 45.094 | 165.6 | 31:02.867 |
| 14 | 2:02.484 | 33.981 | 44.056 | 44.447 | 164.6 | 33:05.351 |
| 15 | 2:02.139 | 33.787 | 43.983 | 44.369 | 163.9 | 35:07.490 |
| 64 | CARMELO BELLUZZO | | | | | ITA |
| | ETG RACING | | | | | BEON |
| 1 | 3:01.275 | 1:27.146 | 47.815 | 46.314 | 131.2 | 3:01.275 |
| 2 | 2:04.843 | 34.485 | 44.984 | 45.374 | 163.4 | 5:06.118 |
| 3 | 2:05.105 | 34.331 | 45.507 | 45.267 | 163.6 | 7:11.223 |
| 4 | 2:03.478 | 34.060 | 44.300 | 45.118 | 168.2 | 9:14.701 |
| 5 | 2:04.444 | 34.679 | 44.439 | 45.326 | 168.2 | 11:19.145 |
| 6 | 2:17.447 | 35.127 | 49.491 | 52.829 | 163.9 | 13:36.592 |
| 7 | 2:03.403 | 34.142 | 44.255 | 45.006 | 164.6 | 15:39.995 |
| 8 | 2:25.051 | 36.652 | 57.148 | 51.251 | 163.9 | 18:05.046 |
| 9 | 6:09.631 | 34.239 | 44.657 | 4:50.735 | 163.1 | 24:14.677 |
| 10 | 2:14.790 | 42.478 | 45.750 | 46.562 | 113.3 | 26:29.467 |
| 11 | 2:05.219 | 34.676 | 45.021 | 45.522 | 167.7 | 28:34.686 |
| 12 | 2:04.718 | 33.725 | 44.222 | 46.771 | 168.7 | 30:39.404 |
| 13 | 2:03.403 | 34.183 | 44.232 | 44.988 | 161.2 | 32:42.807 |
| 14 | 2:02.164 | 33.981 | 43.741 | 44.442 | 162.9 | 34:44.971 |
| 15 | 2:02.359 | 33.741 | 43.871 | 44.747 | 163.1 | 36:47.330 |
| 74 | KENSEI MATSUDAIRA | | | | | USA |
| | EVIKE.COM NOX#27 RACING TEAM | | | | | BEON |
| 1 | 3:22.271 | 1:48.789 | 46.924 | 46.558 | 131.5 | 3:22.271 |
| 2 | 2:05.989 | 34.903 | 45.631 | 45.455 | 161.7 | 5:28.260 |

| Vlt. | Tiempo | Sector 1 | Sector 2 | Sector 3 | V.Max | T. Sesión |
|-----------|--------------------|----------|----------|----------|-------|-----------|
| 3 | 2:05.276 | 34.384 | 45.482 | 45.410 | 162.9 | 7:33.536 |
| 4 | 2:04.208 | 34.528 | 44.661 | 45.019 | 162.7 | 9:37.744 |
| 5 | 2:04.654 | 34.330 | 44.664 | 45.660 | 163.1 | 11:42.398 |
| 6 | 2:04.611 | 34.724 | 44.781 | 45.106 | 164.6 | 13:47.009 |
| 7 | 3:56.766 | 34.507 | 44.602 | 2:37.657 | 160.5 | 17:43.775 |
| 8 | 2:18.297 | 41.721 | 49.332 | 47.244 | 129.5 | 20:02.072 |
| 9 | 2:04.549 | 34.656 | 44.587 | 45.306 | 159.8 | 22:06.621 |
| 10 | 2:04.016 | 34.497 | 44.400 | 45.119 | 160.7 | 24:10.637 |
| 11 | 2:04.983 | 34.360 | 45.044 | 45.579 | 161.0 | 26:15.620 |
| 12 | 2:03.384 | 34.255 | 44.128 | 45.001 | 162.7 | 28:19.004 |
| 13 | 2:02.987 | 34.100 | 43.995 | 44.892 | 165.9 | 30:21.991 |
| 14 | 2:03.354 | 34.120 | 44.508 | 44.726 | 161.7 | 32:25.345 |
| 15 | 2:02.538 | 34.275 | 44.053 | 44.210 | 160.5 | 34:27.883 |
| 16 | 2:01.970 | 34.034 | 43.677 | 44.259 | 160.5 | 36:29.853 |
| 77 | JOEL MORA | | | | | ESP |
| | ILUSION RACING | | | | | BEON |
| 1 | 3:16.618 | 1:37.526 | 50.405 | 48.687 | 137.6 | 3:16.618 |
| 2 | 2:10.454 | 35.786 | 47.352 | 47.316 | 165.6 | 5:27.072 |
| 3 | 2:07.917 | 34.928 | 46.632 | 46.357 | 166.7 | 7:34.989 |
| 4 | 2:07.651 | 34.967 | 46.279 | 46.405 | 167.7 | 9:42.640 |
| 5 | 2:07.634 | 34.586 | 46.050 | 46.998 | 167.2 | 11:50.274 |
| 6 | 2:06.845 | 34.785 | 45.951 | 46.109 | 166.4 | 13:57.119 |
| 7 | 2:05.645 | 34.342 | 45.349 | 45.954 | 167.7 | 16:02.764 |
| 8 | 2:09.846 | 34.395 | 46.129 | 49.322 | 166.2 | 18:12.610 |
| 9 | 7:19.276 | 36.298 | 48.222 | 5:54.756 | 166.4 | 25:31.886 |
| 10 | 2:24.685 | 44.678 | 52.798 | 47.209 | 112.4 | 27:56.571 |
| 11 | 2:08.035 | 34.585 | 46.231 | 47.219 | 165.4 | 30:04.606 |
| 12 | 2:05.099 | 34.254 | 45.078 | 45.767 | 168.0 | 32:09.705 |
| 13 | 2:04.640 | 34.099 | 45.113 | 45.428 | 166.7 | 34:14.345 |
| 14 | 2:04.259 | 34.125 | 44.905 | 45.229 | 166.4 | 36:18.604 |
| 89 | ERIC RUZ | | | | | ESP |
| | IGAXTEAM | | | | | BEON |
| 1 | 4:16.201 | 2:40.967 | 48.311 | 46.923 | 139.4 | 4:16.201 |
| 2 | 2:08.117 | 35.859 | 46.045 | 46.213 | 165.9 | 6:24.318 |
| 3 | 2:04.863 | 33.997 | 45.303 | 45.563 | 169.3 | 8:29.181 |
| 4 | 2:04.527 | 34.381 | 44.829 | 45.317 | 166.9 | 10:33.708 |
| 5 | 2:03.487 | 33.889 | 44.582 | 45.016 | 170.6 | 12:37.195 |
| 6 | 16:18.645 | 35.041 | 48.567 | ... | 167.2 | 28:55.840 |
| 7 | 2:11.911 | 41.250 | 45.557 | 45.104 | 133.5 | 31:07.751 |
| 8 | 2:04.843 | 35.345 | 44.851 | 44.647 | 165.4 | 33:12.594 |
| 9 | 2:02.343 | 33.821 | 44.202 | 44.320 | 165.4 | 35:14.937 |
| 92 | DAVID GOMEZ | | | | | ESP |
| | MRE TALENT | | | | | BEON |
| 1 | 10:12.891 | 8:39.645 | 47.625 | 45.621 | 131.5 | 10:12.891 |
| 2 | 2:03.821 | 34.199 | 44.756 | 44.866 | 169.3 | 12:16.712 |
| 3 | 2:03.640 | 34.517 | 44.276 | 44.847 | 171.2 | 14:20.352 |
| 4 | 2:03.853 | 34.090 | 44.926 | 44.837 | 167.4 | 16:24.205 |
| 5 | 2:03.955 | 34.370 | 44.667 | 44.918 | 164.9 | 18:28.160 |
| 6 | 2:03.081 | 34.149 | 44.288 | 44.644 | 164.9 | 20:31.241 |
| 7 | 2:03.078 | 34.175 | 44.260 | 44.643 | 165.4 | 22:34.319 |
| 8 | 2:02.510 | 33.950 | 43.912 | 44.648 | 165.4 | 24:36.829 |
| 9 | 2:03.012 | 33.962 | 44.264 | 44.786 | 165.4 | 26:39.841 |
| 10 | 2:02.556 | 34.244 | 43.814 | 44.498 | 165.1 | 28:42.397 |
| 11 | 2:02.134 | 33.879 | 43.702 | 44.553 | 166.9 | 30:44.531 |





MOTO 4

ESBK - CTO. ESPAÑA DE VELOCIDAD

ENT.LIBRES 2

Vuelta a vuelta

— Vuelta invalidada ■ Mejor Personal ■ Mejor de la sesión ■ Cruzando por el pit lane

| Vlt. | Tiempo | Sector 1 | Sector 2 | Sector 3 | V.Max | T. Sesión | Vlt. | Tiempo | Sector 1 | Sector 2 | Sector 3 | V.Max | T. Sesión |
|------|----------|----------|----------|----------|-------|-----------|------|----------|----------|----------|----------|-------|-----------|
| 12 | 2:07.157 | 33.553 | 47.457 | 46.147 | 166.4 | 32:51.688 | 4 | 2:04.978 | 34.330 | 44.793 | 45.855 | 168.2 | 9:22.660 |
| 13 | 2:05.221 | 34.057 | 45.682 | 45.482 | 165.4 | 34:56.909 | 5 | 2:42.790 | 34.757 | 44.861 | 1:23.172 | 166.7 | 12:05.450 |
| 14 | 2:02.838 | 34.043 | 43.779 | 45.016 | 164.6 | 36:59.747 | 6 | 2:16.251 | 39.841 | 51.221 | 45.189 | 141.9 | 14:21.701 |

| 93 BAUTISTA FARIAS ARG | | | | | | |
|------------------------|----------|----------|--------|----------|-------|-----------|
| ETG RACING BEON | | | | | | |
| 1 | 3:02.095 | 1:28.118 | 47.524 | 46.453 | 135.2 | 3:02.095 |
| 2 | 2:04.775 | 34.411 | 45.162 | 45.202 | 166.9 | 5:06.870 |
| 3 | 2:04.027 | 33.982 | 44.820 | 45.225 | 167.7 | 7:10.897 |
| 4 | 2:03.584 | 34.110 | 44.371 | 45.103 | 166.2 | 9:14.481 |
| 5 | 2:05.459 | 35.017 | 45.258 | 45.184 | 165.6 | 11:19.940 |
| 6 | 2:03.091 | 33.973 | 44.359 | 44.759 | 167.2 | 13:23.031 |
| 7 | 2:03.960 | 34.291 | 44.562 | 45.107 | 164.9 | 15:26.991 |
| 8 | 2:02.753 | 33.951 | 44.213 | 44.589 | 165.1 | 17:29.744 |
| 9 | 4:22.766 | 34.787 | 46.499 | 3:01.480 | 164.6 | 21:52.510 |
| 10 | 2:19.207 | 41.900 | 51.991 | 45.316 | 130.9 | 24:11.717 |
| 11 | 2:03.192 | 33.871 | 44.322 | 44.999 | 166.4 | 26:14.909 |
| 12 | 2:02.420 | 33.843 | 44.047 | 44.530 | 165.6 | 28:17.329 |
| 13 | 2:02.896 | 33.728 | 44.490 | 44.678 | 164.6 | 30:20.225 |
| 14 | 2:07.338 | 33.904 | 47.371 | 46.063 | 164.6 | 32:27.563 |
| 15 | 2:04.743 | 35.475 | 44.770 | 44.498 | 165.4 | 34:32.306 |
| 16 | 2:01.904 | 33.655 | 43.853 | 44.396 | 166.2 | 36:34.210 |

| 94 ENEKO OSORIO ESP | | | | | | |
|--------------------------------------------|-----------|----------|--------|----------|-------|-----------|
| FRANCO RACING VHC TEAM LIQUI CORSE FACTORY | | | | | | |
| 1 | 3:36.608 | 2:02.689 | 46.780 | 47.139 | 140.4 | 3:36.608 |
| 2 | 2:06.221 | 34.658 | 45.394 | 46.169 | 169.0 | 5:42.829 |
| 3 | 2:03.967 | 34.129 | 44.804 | 45.034 | 168.5 | 7:46.796 |
| 4 | 2:04.492 | 33.795 | 45.214 | 45.483 | 169.5 | 9:51.288 |
| 5 | 2:03.419 | 33.797 | 44.598 | 45.024 | 170.1 | 11:54.707 |
| 6 | 2:02.340 | 33.694 | 44.114 | 44.532 | 170.3 | 13:57.047 |
| 7 | 11:09.157 | 33.704 | 44.695 | 9:50.758 | 170.3 | 25:06.204 |
| 8 | 2:08.939 | 39.717 | 44.302 | 44.920 | 139.9 | 27:15.143 |
| 9 | 2:01.841 | 33.646 | 43.848 | 44.347 | 168.5 | 29:16.984 |
| 10 | 2:00.708 | 33.280 | 43.597 | 43.831 | 170.1 | 31:17.692 |
| 11 | 2:01.607 | 33.446 | 43.899 | 44.262 | 168.7 | 33:19.299 |
| 12 | 2:01.393 | 33.303 | 43.830 | 44.260 | 168.7 | 35:20.692 |


| 96 ALEX DEBON ESP | | | | | | |
|---------------------|----------|----------|--------|--------|-------|-----------|
| H43 TEAM NOBBY BEON | | | | | | |
| 1 | 9:46.985 | 8:12.388 | 47.536 | 47.061 | 119.9 | 9:46.985 |
| 2 | 2:07.856 | 35.022 | 46.348 | 46.486 | 165.1 | 11:54.841 |
| 3 | 2:06.612 | 34.797 | 45.437 | 46.378 | 163.1 | 14:01.453 |
| 4 | 2:05.141 | 34.362 | 45.015 | 45.764 | 163.4 | 16:06.594 |
| 5 | 2:05.139 | 34.305 | 45.001 | 45.833 | 165.1 | 18:11.733 |
| 6 | 2:04.599 | 34.047 | 44.972 | 45.580 | 167.4 | 20:16.332 |
| 7 | 2:03.990 | 34.049 | 44.647 | 45.294 | 166.9 | 22:20.322 |
| 8 | 2:03.800 | 33.972 | 44.505 | 45.323 | 167.4 | 24:24.122 |
| 9 | 2:03.444 | 33.826 | 44.223 | 45.395 | 168.2 | 26:27.566 |
| 10 | 2:05.683 | 34.171 | 44.619 | 46.893 | 164.9 | 28:33.249 |
| 11 | 2:13.323 | 33.889 | 49.489 | 49.945 | 168.7 | 30:46.572 |

| 98 EDGAR SILVEN ESP | | | | | | |
|---------------------|----------|----------|--------|--------|-------|----------|
| ETG RACING | | | | | | |
| 1 | 3:06.071 | 1:29.393 | 48.963 | 47.715 | 131.7 | 3:06.071 |
| 2 | 2:07.204 | 35.575 | 45.990 | 45.639 | 166.4 | 5:13.275 |
| 3 | 2:04.407 | 34.448 | 44.822 | 45.137 | 167.7 | 7:17.682 |

| Vlt. | Tiempo | Sector 1 | Sector 2 | Sector 3 | V.Max | T. Sesión |
|------|----------|----------|----------|----------|-------|-----------|
| 4 | 2:04.978 | 34.330 | 44.793 | 45.855 | 168.2 | 9:22.660 |
| 5 | 2:42.790 | 34.757 | 44.861 | 1:23.172 | 166.7 | 12:05.450 |
| 6 | 2:16.251 | 39.841 | 51.221 | 45.189 | 141.9 | 14:21.701 |
| 7 | 2:05.714 | 34.107 | 45.677 | 45.930 | 166.9 | 16:27.415 |
| 8 | 2:13.728 | 35.345 | 51.972 | 46.411 | 166.2 | 18:41.143 |
| 9 | 2:04.094 | 34.211 | 44.737 | 45.146 | 168.5 | 20:45.237 |
| 10 | 2:03.664 | 34.122 | 44.304 | 45.238 | 168.7 | 22:48.901 |
| 11 | 2:02.839 | 34.089 | 44.090 | 44.660 | 167.7 | 24:51.740 |
| 12 | 3:21.826 | 35.049 | 48.307 | 1:58.470 | 166.7 | 28:13.566 |
| 13 | 2:11.203 | 42.204 | 44.325 | 44.674 | 80.4 | 30:24.769 |
| 14 | 2:03.934 | 34.475 | 44.111 | 45.348 | 170.6 | 32:28.703 |
| 15 | 2:02.410 | 33.969 | 44.076 | 44.365 | 169.3 | 34:31.113 |
| 16 | 2:02.288 | 34.024 | 43.923 | 44.341 | 166.9 | 36:33.401 |

| 99 DAVID SANCHEZ ESP | | | | | | |
|----------------------|----------|----------|--------|----------|-------|-----------|
| SP57 RACING TEAM | | | | | | |
| 1 | 4:37.925 | 2:54.139 | 52.485 | 51.301 | 136.2 | 4:37.925 |
| 2 | 2:10.160 | 36.435 | 46.974 | 46.751 | 164.4 | 6:48.085 |
| 3 | 2:06.564 | 34.917 | 45.534 | 46.113 | 163.9 | 8:54.649 |
| 4 | 2:05.762 | 34.620 | 45.073 | 46.069 | 164.1 | 11:00.411 |
| 5 | 4:57.554 | 34.492 | 44.737 | 3:38.325 | 164.6 | 15:57.965 |
| 6 | 2:12.841 | 40.255 | 45.281 | 47.305 | 136.9 | 18:10.806 |
| 7 | 2:04.058 | 34.161 | 44.729 | 45.168 | 164.6 | 20:14.864 |
| 8 | 2:04.020 | 34.134 | 44.505 | 45.381 | 165.4 | 22:18.884 |
| 9 | 2:04.581 | 34.502 | 44.400 | 45.679 | 166.2 | 24:23.465 |
| 10 | 2:05.685 | 34.720 | 44.321 | 46.644 | 155.2 | 26:29.150 |
| 11 | 2:02.960 | 33.722 | 44.086 | 45.152 | 166.9 | 28:32.110 |
| 12 | 2:08.633 | 35.679 | 44.442 | 48.512 | 165.1 | 30:40.743 |
| 13 | 2:02.339 | 33.408 | 44.149 | 44.782 | 170.1 | 32:43.082 |

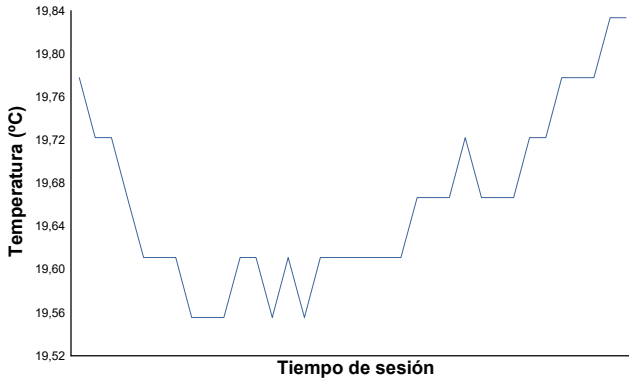





ESBK - CTO. ESPAÑA DE VELOCIDAD
MOTO 4
ENT.LIBRES 2

Informe meteorológico

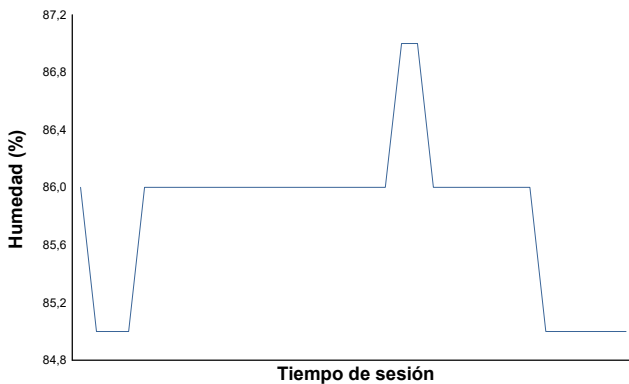
Temperatura del Aire



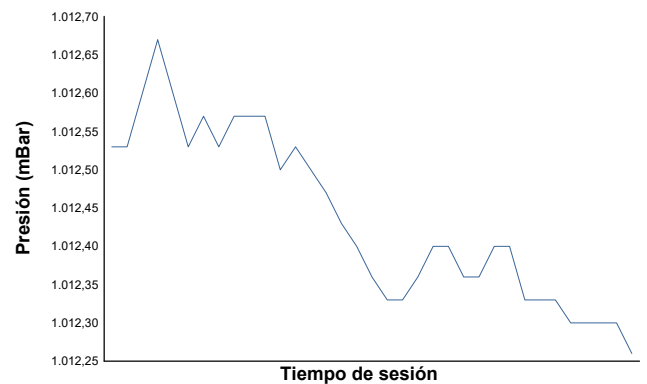
Temperatura de la Pista



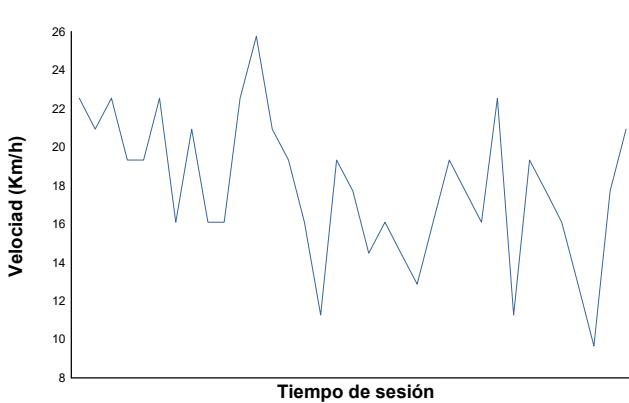
Humedad



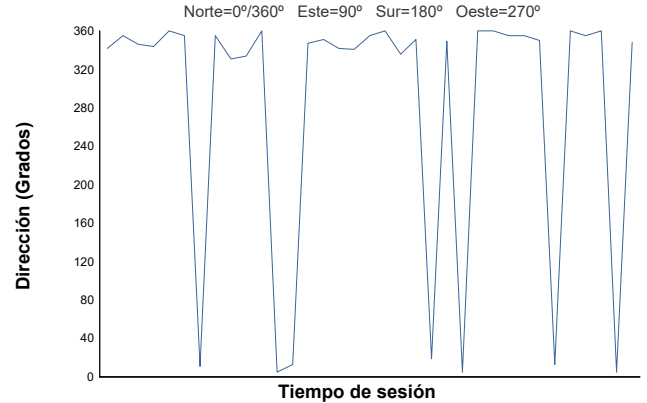
Presión



Velocidad del viento



Dirección del viento



Estado de pista: **SECO**

