

CIRCUITO DE NAVARRA 3.933 m.

MOTO 4

ESBK - CTO. ESPAÑA DE VELOCIDAD CARRERA 1 (12 Vlt., 47,2 km.)

Clasificación

Nº Piloto	Nac	Equipo	Moto	Neum. Cl.	Vlts.	Tiempo Total	Dif.	Km/h	Mejor Vuelta			
									Vlt.	Tiempo Km/h		
1	20	IKER RODRIGUEZ	ESP IGAXTEAM	BEON	Dunlop	12	24:13.088	-	116.9	6	1:59.538	118.4
2	89	ERIC RUZ	ESP IGAXTEAM	BEON	Dunlop	12	24:13.144	+0.056	116.9	3	1:59.473	118.5
3	48	ANDRES GARCIA	ESP IGAXTEAM	BEON	Dunlop	12	24:13.533	+0.445	116.9	8	1:59.421	118.6
4	27	MATEO MARULANDA	COL SUPERHUGO 44 TEAM	BEON	Dunlop	12	24:13.800	+0.712	116.9	3	1:59.753	118.2
5	94	ENEKO OSORIO	ESP FRANDO RACING VHC TEAM LIQUI MOLY	CORSE FACTORY	Dunlop	12	24:13.815	+0.727	116.9	9	1:59.737	118.2
6	5	JIMMY PRIMAUT	FRA BRS - BRECHON RACING SCHOOL	BEON	Dunlop	12	24:14.049	+0.961	116.8	8	2:00.030	118.0
7	57	MASON FOSTER	GBR BRP RACING	BEON	Dunlop	12	24:15.723	+2.635	116.7	3	1:59.994	118.0
8	93	BAUTISTA FARIAS	ARG ETG RACING	BEON	Dunlop	12	24:15.850	+2.762	116.7	12	2:00.018	118.0
9	26	ALBERTO ENRIQUEZ	ESP CUNA DE CAMPEONES	MIR RACING	Dunlop	12	24:18.880	+5.792	116.5	3	2:00.052	117.9
10	92	DAVID GOMEZ	ESP MRE TALENT	BEON	Dunlop	12	24:26.044	+12.956	115.9	4	2:00.427	117.6
11	99	DAVID SANCHEZ	ESP SP57 RACING TEAM	BEON	Dunlop	12	24:26.114	+13.026	115.9	5	2:00.230	117.8
12	96	ALEX DEBON	ESP H43 TEAM NOBBY	BEON	Dunlop	12	24:26.525	+13.437	115.9	4	2:00.418	117.6
13	11	GABRIEL PIO	FRA BRS - BRECHON RACING SCHOOL	BEON	Dunlop	12	24:26.581	+13.493	115.9	3	2:00.297	117.7
14	6	XARLY MENDEZ	DOM MRE TALENT	BEON	Dunlop	12	24:26.710	+13.622	115.8	3	2:00.435	117.6
15	64	CARMELO BELLUZZO	ITA ETG RACING	BEON	Dunlop	12	24:27.167	+14.079	115.8	3	2:00.447	117.6
16	13	PEDRO VARELA	PRT CUNA DE CAMPEONES	MIR RACING	Dunlop	12	24:36.908	+23.820	115.0	3	2:00.742	117.3
17	77	JOEL MORA	ESP ILUSION RACING	BEON	Dunlop	12	24:40.257	+27.169	114.8	10	2:01.849	116.2
18	24	ALEXANDER CASTAÑEDA	COL FRANDO RACING VHC TEAM LIQUI MOLY	CORSE FACTORY	Dunlop	12	24:40.337	+27.249	114.8	10	2:01.396	116.6
19	12	LEWIS MULLEN	GBR SRT	BEON	Dunlop	12	24:43.330	+30.242	114.5	9	2:02.076	116.0
20	98	EDGAR SILVEN	ESP ETG RACING	BEON	Dunlop	12	24:45.617	+32.529	114.4	10	2:01.870	116.2
21	37	RICCARDO MICHIELIN	ITA AJEVO RACING TEAM	BEON	Dunlop	12	24:45.651	+32.563	114.4	2	2:01.824	116.2
22	31	LEONIDAS CASTILLO GUIMARAES	USA ALMA RACING TEAM	BEON	Dunlop	12	24:50.848	+37.760	114.0	9	2:02.311	115.8
23	29	ADRIAN MOLINA	ESP GV STRATOS GAS DONKEY	BEON	Dunlop	12	24:56.800	+43.712	113.5	3	2:03.033	115.1
24	25	MANFREDI BALDUCCI	ITA RC113 REPARTO CORSE	BEON	Dunlop	12	24:58.800	+45.712	113.4	3	2:03.362	114.8
25	14	GIULIO DI NAPOLI	ITA RC113 REPARTO CORSE	BEON	Dunlop	12	25:28.585	+1:15.497	111.2	8	2:06.040	112.3
■ No clasificados												
74	KENSEI MATSUDAIRA	USA	EVIKE.COM NOX#27 RACING TEAM	BEON	Dunlop	7	14:12.609			5	2:00.070	117.9

Pole:	IKER RODRIGUEZ	2:00.779	117.2 Km/h
Vuelta rápida:	Vlt.8 ANDRES GARCIA	1:59.421	118.6 Km/h

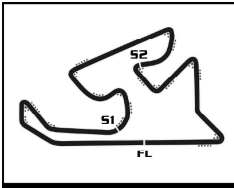
#37 Sancion de 3 seg en carrera por no realizar Long Lap por track limits en carrera
#26 Sancion de 3 seg en carrera por conducción irresponsable en carrera

Hora de publicación:

Estado de pista: **SECO**

Race Director: Maximo Guerrero	Timekeeper: Juan Carlos Jodra
--	---



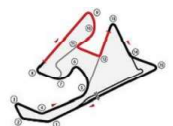



MOTO 4
ESBK - CTO. ESPAÑA DE VELOCIDAD
CARRERA 1

CIRCUITO DE NAVARRA 3.933 m.

Planing

Nº	Pos	Parrilla	Vit.											
			1	2	3	4	5	6	7	8	9	10	11	12
20	1	20	94	94	27	27	89	27	20	27	94	27	20	20
94	2	94	89	27	89	89	27	89	27	20	20	20	94	89
89	3	89	27	20	94	20	48	20	89	94	27	89	27	48
27	4	27	20	89	20	94	94	94	94	89	89	94	89	27
5	5	5	48	48	48	48	20	48	5	5	48	48	48	94
26	6	26	5	5	5	5	5	26	26	48	5	5	5	5
48	7	48	26	26	26	26	26	5	74	93	57	57	57	57
57	8	57	93	93	93	74	74	74	48	26	26	26	26	93
98	9	98	74	74	74	93	93	93	93	57	93	93	93	26
93	10	93	64	64	64	57	57	57	57	96	96	92	96	92
74	11	74	99	92	57	64	64	64	92	99	92	96	99	99
13	12	13	92	96	96	96	92	92	96	6	99	11	92	96
64	13	64	96	57	92	92	96	96	99	92	6	6	6	11
99	14	99	57	99	6	6	11	99	64	11	11	99	11	6
92	15	92	6	6	11	11	99	6	6	64	64	64	64	64
24	16	24	13	11	99	99	6	11	11	13	13	13	13	13
11	17	11	11	13	13	13	13	13	13	98	98	98	24	77
96	18	96	77	12	77	37	12	77	98	24	77	24	77	24
77	19	77	12	77	12	12	37	24	24	77	24	77	37	37
12	20	12	98	98	98	77	24	98	77	31	31	37	98	12
37	21	37	24	37	37	98	77	37	31	12	37	12	12	98
6	22	6	31	24	24	24	98	31	12	37	12	31	31	31
25	23	25	25	31	31	31	31	12	37	29	29	29	29	29
29	24	29	37	29	29	29	29	29	29	25	25	25	25	25
31	25	31	29	25	25	25	25	25	25	14	14	14	14	14
14	26	14	14	14	14	14	14	14	14	14	14	14	14	14





MOTO 4

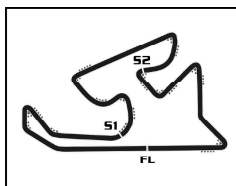
ESBK - CTO. ESPAÑA DE VELOCIDAD

CARRERA 1

Mejores tiempos de sector

Sector 1			Sector 2		Sector 3		Pos	Nº Piloto	Vuelta Ideal	Mejor Vuelta
Pos	Nº Piloto	Tiempo	Nº Piloto	Tiempo	Nº Piloto	Tiempo				
1	11 G.PIO	32.764	26 A.ENRIQUEZ	42.946	48 A.GARCIA	43.266	1	48 A.GARCIA	1:59.209	1:59.421 (1)
2	99 D.SANCHEZ	32.772	27 M.MARULANDA	42.954	20 I.RODRIGUEZ	43.279	2	20 I.RODRIGUEZ	1:59.333	1:59.538 (3)
3	48 A.GARCIA	32.897	20 I.RODRIGUEZ	42.967	94 E.OSORIO	43.382	3	89 E.RUZ	1:59.360	1:59.473 (2)
4	26 A.ENRIQUEZ	32.906	89 E.RUZ	42.980	89 E.RUZ	43.466	4	94 E.OSORIO	1:59.380	1:59.737 (4)
5	89 E.RUZ	32.914	57 M.FOSTER	43.002	27 M.MARULANDA	43.505	5	27 M.MARULANDA	1:59.468	1:59.753 (5)
6	6 X.MENDEZ	32.948	94 E.OSORIO	43.003	57 M.FOSTER	43.521	6	26 A.ENRIQUEZ	1:59.500	2:00.052 (9)
7	37 R.MICHIELIN	32.966	48 A.GARCIA	43.046	5 J.PRIMAUT	43.527	7	57 M.FOSTER	1:59.670	1:59.994 (6)
8	94 E.OSORIO	32.995	93 B.FARIAS	43.093	74 K.MATSUDAIRA	43.557	8	5 J.PRIMAUT	1:59.689	2:00.030 (8)
9	27 M.MARULANDA	33.009	5 J.PRIMAUT	43.153	93 B.FARIAS	43.591	9	74 K.MATSUDAIRA	1:59.785	2:00.070 (10)
10	5 J.PRIMAUT	33.009	64 C.BELLUZZO	43.187	26 A.ENRIQUEZ	43.648	10	93 B.FARIAS	1:59.836	2:00.018 (7)
11	96 A.DEBON	33.010	74 K.MATSUDAIRA	43.193	99 D.SANCHEZ	43.736	11	92 D.GOMEZ	2:00.031	2:00.427 (14)
12	74 K.MATSUDAIRA	33.035	92 D.GOMEZ	43.239	92 D.GOMEZ	43.756	12	11 G.PIO	2:00.049	2:00.297 (12)
13	92 D.GOMEZ	33.036	96 A.DEBON	43.397	11 G.PIO	43.826	13	99 D.SANCHEZ	2:00.081	2:00.230 (11)
14	20 I.RODRIGUEZ	33.087	13 P.VARELA	43.409	6 X.MENDEZ	43.846	14	6 X.MENDEZ	2:00.258	2:00.435 (15)
15	57 M.FOSTER	33.147	11 G.PIO	43.459	96 A.DEBON	43.897	15	96 A.DEBON	2:00.304	2:00.418 (13)
16	93 B.FARIAS	33.152	6 X.MENDEZ	43.464	64 C.BELLUZZO	43.943	16	64 C.BELLUZZO	2:00.397	2:00.447 (16)
17	13 P.VARELA	33.184	98 E.SILVEN	43.513	37 R.MICHIELIN	44.017	17	37 R.MICHIELIN	2:00.693	2:01.824 (19)
18	64 C.BELLUZZO	33.267	99 D.SANCHEZ	43.573	98 E.SILVEN	44.072	18	13 P.VARELA	2:00.742	2:00.742 (17)
19	12 L.MULLEN	33.407	12 L.MULLEN	43.704	24 A.CASTAÑEDA	44.079	19	98 E.SILVEN	2:01.179	2:01.870 (21)
20	24 A.CASTAÑEDA	33.413	37 R.MICHIELIN	43.710	77 J.MORA	44.080	20	12 L.MULLEN	2:01.394	2:02.076 (22)
21	77 J.MORA	33.422	31 L.GUIMARAES	43.749	13 P.VARELA	44.149	21	24 A.CASTAÑEDA	2:01.396	2:01.396 (18)
22	98 E.SILVEN	33.594	24 A.CASTAÑEDA	43.904	31 L.GUIMARAES	44.223	22	77 J.MORA	2:01.567	2:01.849 (20)
23	31 L.GUIMARAES	33.613	77 J.MORA	44.065	12 L.MULLEN	44.283	23	31 L.GUIMARAES	2:01.585	2:02.311 (23)
24	29 A.MOLINA	33.624	29 A.MOLINA	44.244	29 A.MOLINA	44.744	24	29 A.MOLINA	2:02.612	2:03.033 (24)
25	25 M.BALDUCCI	34.009	25 M.BALDUCCI	44.444	25 M.BALDUCCI	44.771	25	25 M.BALDUCCI	2:03.224	2:03.362 (25)
26	14 G.DI NAPOLI	35.008	14 G.DI NAPOLI	45.137	14 G.DI NAPOLI	45.437	26	14 G.DI NAPOLI	2:05.582	2:06.040 (26)





CIRCUITO DE NAVARRA - 3.933 m.


MOTO 4

ESBK - CTO. ESPAÑA DE VELOCIDAD Después de CARRERA 1

Velocidad máxima del evento

Nº Piloto	Equipo	Moto	Clase	V.Max	Vit.	Sesión
5 JIMMY PRIMAUT	BRS - BRECHON RACING SCHOOL	BEON		176.8	6	CARRERA 1
77 JOEL MORA	ILUSION RACING	BEON		176.8	2	CARRERA 1
11 GABRIEL PIO	BRS- BRECHON RACING SCHOOL	BEON		176.5	2	CARRERA 1
24 ALEXANDER CASTAÑEDA	FRANDO RACING VHC TEAM LIQUI MOLY	CORSE FACTORY		176.5	5	CARRERA 1
37 RICCARDO MICHELIN	AJEVO RACING TEAM			176.2	4	CARRERA 1
48 ANDRES GARCIA	IGAXTEAM	BEON		175.9	9	CARRERA 1
31 LEONIDAS CASTILLO GUIMARAES	ALMA RACING TEAM	BEON		175.3	2	CARRERA 1
94 ENEKO OSORIO	FRANDO RACING VHC TEAM LIQUI MOLY	CORSE FACTORY		175.3	8	CARRERA 1
96 ALEX DEBON	H43 TEAM NOBBY	BEON		175.3	5	CARRERA 1
57 MASON FOSTER	BRP RACING	BEON		175.0	2	CARRERA 1
27 MATEO MARULANDA	SUPERHUGO 44 TEAM			174.8	10	CARRERA 1
74 KENSEI MATSUDAIRA	EVIKE.COM NOX#27 RACING TEAM	BEON		174.8	2	CARRERA 1
89 ERIC RUZ	IGAXTEAM	BEON		174.2	5	CARRERA 1
20 IKER RODRIGUEZ	IGAXTEAM	BEON		173.9	6	CARRERA 1
26 ALBERTO ENRIQUEZ	CUNA DE CAMPEONES	MIR RACING		173.9	3	ENT. CRONOMETRADO
13 PEDRO VARELA	CUNA DE CAMPEONES	MIR RACING		172.5	2	CARRERA 1
99 DAVID SANCHEZ	SP57 RACING TEAM			172.2	12	ENT. CRONOMETRADO
92 DAVID GOMEZ	MRE TALENT	BEON		172.0	2	CARRERA 1
6 XARLY MENDEZ	MRE TALENT	BEON		171.7	9	CARRERA 1
98 EDGAR SILVEN	ETG RACING			171.7	8	ENT. CRONOMETRADO
64 CARMELO BELLUZZO	ETG RACING	BEON		171.4	5	CARRERA 1
12 LEWIS MULLEN	SRT			171.2	2	CARRERA 1
25 MANFREDI BALDUCCI	RC113 REPARTO CORSE			171.2	3	ENT. CRONOMETRADO
29 ADRIAN MOLINA	GV STRATOS GAS DONKEY			171.2	4	ENT. CRONOMETRADO
93 BAUTISTA FARIAS	ETG RACING	BEON		171.2	9	ENT. CRONOMETRADO
14 GIULIO DI NAPOLI	RC113 REPARTO CORSE	BEON		167.2	2	ENT. CRONOMETRADO







MOTO 4
ESBK - CTO. ESPAÑA DE VELOCIDAD
CARRERA 1

Secuencia de líderes por Clase

Nº	Piloto	Equipo	Moto	Vuelta a	Vuelta Final	Vlts.	Total Vlts.
94	ENEKO OSORIO	FRANDO RACING VHC TEAM LIQUI M CORSE FACTORY		1	2	2	2
27	MATEO MARULANDA	SUPERHUGO 44 TEAM		3	4	2	2
89	ERIC RUZ	IGAXTEAM	BEON	5	5	1	1
27	MATEO MARULANDA	SUPERHUGO 44 TEAM		6	6	1	3
20	IKER RODRIGUEZ	IGAXTEAM	BEON	7	7	1	1
27	MATEO MARULANDA	SUPERHUGO 44 TEAM		8	8	1	4
94	ENEKO OSORIO	FRANDO RACING VHC TEAM LIQUI M CORSE FACTORY		9	9	1	3
27	MATEO MARULANDA	SUPERHUGO 44 TEAM		10	10	1	5
20	IKER RODRIGUEZ	IGAXTEAM	BEON	11	12	2	3




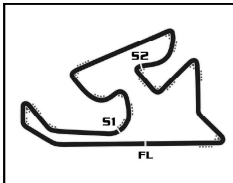


MOTO 4
ESBK - CTO. ESPAÑA DE VELOCIDAD
CARRERA 1

Secuencia de vueltas rápidas

T. Sesión	Nº Piloto	Equipo	Moto	Clase	Tiempo	Km/h	Vlt.
4:08.713	94 ENEKO OSORIO	FRANCO RACING VHC TEAM LIQUI MOLY	CORSE FACTORY		2:00.858	117.2	2
4:08.799	27 MATEO MARULANDA	SUPERHUGO 44 TEAM			2:00.561	117.4	2
6:08.552	27 MATEO MARULANDA	SUPERHUGO 44 TEAM			1:59.753	118.2	3
6:08.698	89 ERIC RUZ	IGAXTEAM	BEON		1:59.473	118.5	3
16:12.047	48 ANDRES GARCIA	IGAXTEAM	BEON		1:59.421	118.6	8





CIRCUITO DE NAVARRA 3.933 m.

MOTO 4


ESBK - CTO. ESPAÑA DE VELOCIDAD

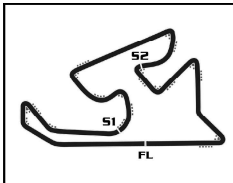
CARRERA 1

Tiempos por vuelta

Piloto Doblado

Nº	Tiempo	Dif.	Nº	Tiempo	Dif.	Nº	Tiempo	Dif.	Nº	Tiempo	Dif.	Nº	Tiempo	Dif.
Vlt. 1			Vlt. 3			Vlt. 5			Vlt. 7			Vlt. 9		
94	2:07.855	0.000	27	1:59.753		89	2:00.328		20	2:00.797		94	1:59.737	
89	2:08.196	0.341	89	1:59.473	0.146	27	2:00.660	0.108	27	2:01.060	0.242	20	2:00.024	0.022
27	2:08.238	0.383	94	2:00.088	0.249	48	2:00.129	0.161	89	2:01.172	0.374	27	2:00.760	0.421
20	2:08.604	0.749	20	1:59.643	0.269	94	2:00.535	0.526	94	2:00.276	0.473	89	2:00.030	0.476
48	2:08.672	0.817	48	1:59.900	0.631	20	2:01.044	0.731	5	2:00.575	1.225	48	1:59.553	0.529
5	2:09.186	1.331	5	2:00.246	1.477	5	2:00.301	0.924	26	2:01.337	1.943	5	2:00.050	0.848
26	2:09.620	1.765	26	2:00.052	1.759	26	2:00.269	1.246	74	2:00.766	1.995	57	2:00.233	3.161
93	2:09.844	1.989	93	2:00.348	2.570	74	2:00.070	2.150	48	2:01.519	2.012	26	2:00.602	3.271
74	2:10.245	2.390	74	2:00.414	2.783	93	2:00.449	2.709	93	2:00.324	2.521	93	2:01.130	3.393
64	2:10.266	2.411	64	2:00.447	3.300	57	2:00.379	3.744	57	2:00.277	3.158	96	2:01.916	9.049
99	2:10.993	3.138	57	1:59.994	4.143	64	2:00.660	4.102	92	2:00.844	5.545	92	2:01.695	9.146
92	2:11.110	3.255	96	2:00.590	4.559	92	2:00.798	4.871	96	2:00.882	5.994	99	2:02.129	9.267
96	2:11.587	3.732	92	2:01.001	4.642	96	2:01.052	5.033	99	2:01.033	6.229	6	2:02.236	9.639
57	2:11.940	4.085	6	2:00.435	4.902	11	2:00.309	5.104	64	2:02.210	6.339	11	2:02.094	9.678
6	2:12.030	4.175	11	2:00.297	5.186	99	2:00.230	5.146	6	2:00.870	6.486	64	2:02.017	9.989
13	2:12.150	4.295	99	2:01.169	5.607	6	2:00.968	5.436	11	2:00.977	6.845	13	2:03.051	17.956
11	2:12.298	4.443	13	2:00.742	5.965	13	2:02.096	8.439	13	2:02.730	12.218	98	2:01.980	21.561
77	2:12.475	4.620	77	2:02.098	8.852	12	2:03.157	14.313	98	2:02.002	17.953	77	2:01.883	22.185
12	2:12.706	4.851	12	2:02.565	9.126	37	2:03.616	14.339	24	2:02.473	18.282	24	2:01.998	22.270
98	2:13.253	5.398	98	2:02.038	9.651	24	2:02.696	14.367	77	2:02.917	18.686	31	2:02.311	23.690
24	2:13.588	5.733	37	2:02.134	9.793	77	2:03.020	14.408	31	2:02.746	19.427	37	2:01.883	24.554
31	2:13.719	5.864	24	2:02.570	10.313	98	2:02.935	14.475	12	2:02.838	19.521	12	2:02.076	24.708
25	2:14.291	6.436	31	2:02.803	10.681	31	2:02.803	14.957	37	2:03.739	20.377	29	2:03.850	30.566
37	2:14.387	6.532	29	2:03.033	12.354	29	2:03.424	18.149	29	2:03.190	23.411	25	2:04.201	34.775
29	2:14.529	6.674	25	2:03.362	13.233	25	2:03.685	19.355	25	2:04.270	26.510	14	2:06.278	58.933
14	2:17.244	9.389	14	2:07.789	23.211	14	2:06.586	35.533	14	2:06.309	47.072			
Vlt. 2			Vlt. 4			Vlt. 6			Vlt. 8			Vlt. 10		
94	2:00.858		27	2:00.444		27	2:00.140		27	1:59.876		27	2:00.682	
27	2:00.561	0.086	89	2:00.522	0.224	89	2:00.268	0.020	20	2:00.455	0.337	20	2:01.263	0.182
20	2:00.574	0.465	20	2:00.414	0.239	20	1:59.538	0.021	94	2:00.247	0.602	89	2:00.824	0.197
89	2:01.029	0.512	94	2:00.738	0.543	94	2:00.737	1.015	89	2:00.529	0.785	94	2:01.339	0.236
48	2:00.611	0.570	48	2:00.397	0.584	48	2:01.398	1.311	5	2:00.030	1.137	48	2:01.128	0.554
5	2:00.597	1.070	5	2:00.142	1.175	26	2:00.426	1.424	48	1:59.421	1.315	5	2:00.978	0.723
26	2:00.639	1.546	26	2:00.214	1.529	5	2:00.792	1.468	93	2:00.199	2.602	57	2:00.793	2.851
93	2:00.930	2.061	74	2:00.293	2.632	74	2:00.145	2.047	26	2:01.183	3.008	26	2:00.949	3.117
74	2:00.676	2.208	93	2:00.686	2.812	93	2:00.554	3.015	57	2:00.227	3.267	93	2:01.136	3.426
64	2:01.139	2.692	57	2:00.218	3.917	57	2:00.203	3.699	96	2:01.596	7.472	92	2:01.634	9.677
92	2:01.083	3.480	64	2:01.138	3.994	64	2:01.093	4.947	99	2:01.366	7.477	96	2:02.199	10.145
96	2:00.934	3.808	96	2:00.418	4.533	92	2:00.896	5.519	6	2:01.374	7.742	11	2:01.622	10.197
57	2:00.761	3.988	92	2:00.427	4.625	96	2:01.145	5.930	92	2:02.363	7.790	6	2:01.894	10.430
99	2:01.997	4.277	6	2:00.562	5.020	99	2:01.116	6.014	11	2:01.196	7.923	99	2:02.304	10.468
6	2:00.989	4.306	11	2:00.605	5.347	6	2:01.246	6.434	64	2:02.090	8.311	64	2:02.279	11.165
11	2:01.143	4.728	99	2:00.305	5.468	11	2:01.830	6.686	13	2:03.144	15.244	13	2:02.895	19.748
13	2:01.625	5.062	13	2:01.374	6.895	13	2:02.115	10.306	98	2:02.085	19.920	98	2:01.870	22.328
12	2:02.407	6.400	37	2:01.926	11.275	77	2:02.427	16.587	24	2:02.447	20.611	24	2:01.396	22.563
77	2:02.831	6.593	12	2:03.026	11.708	24	2:02.508	16.627	77	2:02.073	20.641	77	2:01.849	22.931
98	2:02.912	7.452	77	2:03.532	11.940	98	2:02.542	16.769	31	2:02.409	21.718	37	2:02.041	25.492
37	2:01.824	7.498	98	2:02.885	12.092	37	2:03.365	17.456	12	2:03.568	22.971	12	2:02.086	25.691
24	2:02.707	7.582	24	2:02.354	12.223	31	2:02.790	17.499	37	2:02.751	23.010	31	2:04.701	27.288
31	2:02.711	7.717	31	2:02.469	12.706	12	2:03.436	17.501	29	2:03.762	27.055	29	2:06.933	36.396
29	2:03.344	9.160	29	2:03.367	15.277	29	2:03.138	21.039	25	2:04.521	30.913	25	2:04.350	38.022
25	2:04.132	9.710	25	2:03.433	16.222	25	2:03.951	23.058	14	2:06.040	52.994	14	2:06.111	1:03.941
14	2:06.730	15.261	14	2:06.732	29.499	14	2:06.296	41.581						
Vlt. 11														





CIRCUITO DE NAVARRA 3.933 m.

MOTO 4

ESBK - CTO. ESPAÑA DE VELOCIDAD

CARRERA 1


Tiempos por vuelta


Piloto Doblado

Nº	Tiempo	Dif.	Nº	Tiempo	Dif.	Nº	Tiempo	Dif.	Nº	Tiempo	Dif.	Nº	Tiempo	Dif.
20	2:00.651													
94	2:00.736	0.139												
27	2:00.983	0.150												
89	2:00.944	0.308												
48	2:00.797	0.518												
5	2:00.867	0.757												
57	2:00.522	2.540												
26	2:00.330	2.614												
93	2:00.232	2.825												
96	2:01.824	11.136												
99	2:01.533	11.168												
92	2:02.432	11.276												
6	2:01.889	11.486												
11	2:02.384	11.748												
64	2:01.844	12.176												
13	2:02.425	21.340												
24	2:02.734	24.464												
77	2:02.639	24.737												
37	2:02.679	27.338												
98	2:05.932	27.427												
12	2:02.899	27.757												
31	2:03.759	30.214												
29	2:04.021	39.584												
25	2:04.174	41.363												
14	2:06.143	1:09.251												

Vlt. 12

20	2:00.081													
89	1:59.829	0.056												
48	2:00.008	0.445												
27	2:00.643	0.712												
94	2:00.669	0.727												
5	2:00.285	0.961												
57	2:00.176	2.635												
93	2:00.018	2.762												
26	2:00.259	2.792												
92	2:01.761	12.956												
99	2:01.939	13.026												
96	2:02.382	13.437												
11	2:01.826	13.493												
6	2:02.217	13.622												
64	2:01.984	14.079												
13	2:02.561	23.820												
77	2:02.513	27.169												
24	2:02.866	27.249												
37	2:02.306	29.563												
12	2:02.566	30.242												
98	2:05.183	32.529												
31	2:07.627	37.760												
29	2:04.209	43.712												
25	2:04.430	45.712												
14	2:06.327	1:15.497												





MOTO 4


ESBK - CTO. ESPAÑA DE VELOCIDAD


CARRERA 1

Análisis de sectores lentos

■ Mejor Personal ■ Mejor de la sesión ■ Cruzando por el pit lane

Vlt.	Tiempo	Sector 1	Sector 2	Sector 3	Km/h	T. Sesión	Vlt.	Tiempo	Sector 1	Sector 2	Sector 3	Km/h	T. Sesión
5	JIMMY PRIMAUT					FRA	10	2:02.086	33.560	44.159	44.367	116.0	20:37.865
	BRS - BRECHON RACING SCHOOL					BEON	11	2:02.899	34.398	44.210	44.291	115.2	22:40.764
							12	2:02.566	34.338	43.795	44.433	115.5	24:43.330
1	2:09.186	40.977	44.192	44.017	109.6	2:09.186							
2	2:00.597	33.118	43.602	43.877	117.4	4:09.783							
3	2:00.246	33.178	43.189	43.879	117.7	6:10.029							
4	2:00.142	33.135	43.361	43.646	117.9	8:10.171							
5	2:00.301	33.009	43.595	43.697	117.7	10:10.472							
6	2:00.792	33.036	43.703	44.053	117.2	12:11.264							
7	2:00.575	33.673	43.322	43.580	117.4	14:11.839							
8	2:00.030	33.305	43.161	43.564	118.0	16:11.869							
9	2:00.050	33.287	43.153	43.610	117.9	18:11.919							
10	2:00.978	33.496	43.955	43.527	117.0	20:12.897							
11	2:00.867	33.387	43.877	43.603	117.1	22:13.764							
12	2:00.285	33.401	43.307	43.577	117.7	24:14.049							
6	XARLY MENDEZ					DOM							
	MRE TALENT					BEON							
1	2:12.030	42.644	44.780	44.606	107.2	2:12.030							
2	2:00.989	33.331	43.569	44.089	117.0	4:13.019							
3	2:00.435	33.125	43.464	43.846	117.6	6:13.454							
4	2:00.562	33.095	43.564	43.903	117.4	8:14.016							
5	2:00.968	32.948	44.071	43.949	117.0	10:14.984							
6	2:01.246	33.349	43.720	44.177	116.8	12:16.230							
7	2:00.870	33.154	43.756	43.960	117.1	14:17.100							
8	2:01.374	33.381	43.763	44.230	116.7	16:18.474							
9	2:02.236	33.930	44.077	44.229	115.8	18:20.710							
10	2:01.894	33.750	44.265	43.879	116.2	20:22.604							
11	2:01.889	33.478	44.172	44.239	116.2	22:24.493							
12	2:02.217	33.875	44.086	44.256	115.8	24:26.710							
11	GABRIEL PIO					FRA							
	BRS - BRECHON RACING SCHOOL					BEON							
1	2:12.298	42.950	44.626	44.722	107.0	2:12.298							
2	2:01.143	33.337	43.546	44.260	116.9	4:13.441							
3	2:00.297	32.934	43.459	43.904	117.7	6:13.738							
4	2:00.605	33.024	43.755	43.826	117.4	8:14.343							
5	2:00.309	32.764	43.565	43.980	117.7	10:14.652							
6	2:01.830	33.245	43.897	44.688	116.2	12:16.482							
7	2:00.977	33.045	43.815	44.117	117.0	14:17.459							
8	2:01.196	33.177	43.818	44.201	116.8	16:18.655							
9	2:02.094	33.234	44.389	44.471	116.0	18:20.749							
10	2:01.622	33.495	44.253	43.874	116.4	20:22.371							
11	2:02.384	33.421	44.802	44.161	115.7	22:24.755							
12	2:01.826	33.337	44.099	44.390	116.2	24:26.581							
13	PEDRO VARELA					PRT							
	CUNA DE CAMPEONES					MIR RACING							
1	2:12.150	42.268	44.798	45.084	107.1	2:12.150							
2	2:01.625	33.516	43.701	44.408	116.4	4:13.775							
3	2:00.742	33.184	43.409	44.149	117.3	6:14.517							
4	2:01.374	33.189	43.791	44.394	116.7	8:15.891							
5	2:02.096	33.617	44.066	44.413	116.0	10:17.987							
6	2:02.115	33.972	43.841	44.302	115.9	12:20.102							
7	2:02.730	34.423	43.921	44.386	115.4	14:22.832							
8	2:03.144	34.384	44.219	44.541	115.0	16:25.976							
9	2:03.051	34.294	44.018	44.739	115.1	18:29.027							
10	2:02.895	34.459	43.946	44.490	115.2	20:31.922							
11	2:02.425	34.144	43.900	44.381	115.7	22:34.347							
12	2:02.561	34.254	43.808	44.499	115.5	24:36.908							
14	GIULIO DI NAPOLI					ITA							
	RC113 REPARTO CORSE					BEON							
1	2:17.244	45.372	45.589	46.283	103.2	2:17.244							
2	2:06.730	35.156	45.585	45.989	111.7	4:23.974							
3	2:07.789	36.417	45.427	45.945	110.8	6:31.763							
4	2:06.732	35.223	45.743	45.766	111.7	8:38.495							
5	2:06.586	35.008	45.547	46.031	111.9	10:45.081							
6	2:06.296	35.168	45.459	45.669	112.1	12:51.377							
7	2:06.309	35.327	45.465	45.517	112.1	14:57.686							
8	2:06.040	35.370	45.233	45.437	112.3	17:03.726							
9	2:06.278	35.356	45.173	45.749	112.1	19:10.004							
10	2:06.111	35.423	45.137	45.551	112.3	21:16.115							
11	2:06.143	35.381	45.221	45.541	112.2	23:22.258							
12	2:06.327	35.356	45.349	45.622	112.1	25:28.585							
20	IKER RODRIGUEZ					ESP							
	IGAXTEAM					BEON							
1	2:08.604	40.207	44.325	44.072	110.1	2:08.604							
2	2:00.574	33.433	43.519	43.622	117.4	4:09.178							
3	1:59.643	33.087	43.240	43.316	118.3	6:08.821							
4	2:00.414	33.544	43.246	43.624	117.6	8:09.235							
5	2:01.044	33.482	43.816	43.746	117.0	10:10.279							
6	1:59.538	33.096	42.967	43.475	118.4	12:09.817							
7	2:00.797	33.545	43.645	43.607	117.2	14:10.614							
8	2:00.455	33.447	43.667	43.341	117.5	16:11.069							
9	2:00.024	33.148	43.242	43.634	118.0	18:11.093							
10	2:01.263	33.895	44.089	43.279	116.8	20:12.356							
11	2:00.651	33.576	43.462	43.613	117.4	22:13.007							
12	2:00.081	33.360	43.311	43.410	117.9	24:13.088							
24	ALEXANDER CASTAÑEDA					COL							
	FRANCO RACING VHC TEAM LIQUI					CORSE FACTORY							
1	2:13.588	43.115	45.400	45.073	106.0	2:13.588							
2	2:02.707	33.420	44.051	45.236	115.4	4:16.295							
3	2:02.570	33.614	44.663	44.293	115.5	6:18.865							
4	2:02.354	33.516	44.656	44.182	115.7	8:21.219							
5	2:02.696	33.868	44.133	44.695	115.4	10:23.915							
6	2:02.508	33.892	44.259	44.357	115.6	12:26.423							





MOTO 4

ESBK - CTO. ESPAÑA DE VELOCIDAD

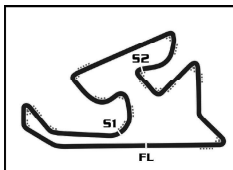
CARRERA 1

Análisis de sectores lentos

■ Mejor Personal ■ Mejor de la sesión ■ Cruzando por el pit lane

Vlt.	Tiempo	Sector 1	Sector 2	Sector 3	Km/h	T. Sesión	Vlt.	Tiempo	Sector 1	Sector 2	Sector 3	Km/h	T. Sesión
25 MANFREDI BALDUCCI ITA RC113 REPARTO CORSE													
7	2:02.473	33.785	44.429	44.259	115.6	14:28.896	4	2:03.367	33.857	44.601	44.909	114.8	8:24.273
8	2:02.447	33.832	44.233	44.382	115.6	16:31.343	5	2:03.424	33.906	44.588	44.930	114.7	10:27.697
9	2:01.998	33.703	44.122	44.173	116.1	18:33.341	6	2:03.138	33.916	44.244	44.978	115.0	12:30.835
10	2:01.396	33.413	43.904	44.079	116.6	20:34.737	7	2:03.190	34.059	44.387	44.744	114.9	14:34.025
11	2:02.734	33.808	44.486	44.440	115.4	22:37.471	8	2:03.762	33.915	44.546	45.301	114.4	16:37.787
12	2:02.866	34.063	44.572	44.231	115.2	24:40.337	9	2:03.850	34.050	44.762	45.038	114.3	18:41.637
31 LEONIDAS CASTILLO GUIMARAES USA ALMA RACING TEAM BEON													
1	2:14.291	43.607	45.459	45.225	105.4	2:14.291	10	2:06.933	34.301	44.755	47.877	111.5	20:48.570
2	2:04.132	34.009	45.219	44.904	114.1	4:18.423	11	2:04.021	34.223	44.741	45.057	114.2	22:52.591
3	2:03.362	34.065	44.507	44.790	114.8	6:21.785	12	2:04.209	34.317	44.841	45.051	114.0	24:56.800
4	2:03.433	34.109	44.553	44.771	114.7	8:25.218							
5	2:03.685	34.246	44.496	44.943	114.5	10:28.903							
6	2:03.951	34.432	44.666	44.853	114.2	12:32.854							
7	2:04.270	34.594	44.669	45.007	113.9	14:37.124							
8	2:04.521	34.686	44.691	45.144	113.7	16:41.645							
9	2:04.201	34.531	44.706	44.964	114.0	18:45.846							
10	2:04.350	34.684	44.444	45.222	113.9	20:50.196							
11	2:04.174	34.504	44.697	44.973	114.0	22:54.370							
12	2:04.430	34.657	44.557	45.216	113.8	24:58.800							
26 ALBERTO ENRIQUEZ ESP CUNA DE CAMPEONES MIR RACING													
1	2:09.620	41.190	44.139	44.291	109.2	2:09.620							
2	2:00.639	33.525	43.452	43.662	117.4	4:10.259							
3	2:00.052	33.108	42.946	43.998	117.9	6:10.311							
4	2:00.214	33.069	43.272	43.873	117.8	8:10.525							
5	2:00.269	32.906	43.530	43.833	117.7	10:10.794							
6	2:00.426	32.945	43.129	44.352	117.6	12:11.220							
7	2:01.337	33.768	43.701	43.868	116.7	14:12.557							
8	2:01.183	33.337	44.123	43.723	116.8	16:13.740							
9	2:00.602	33.222	43.312	44.068	117.4	18:14.342							
10	2:00.949	33.568	43.733	43.648	117.1	20:15.291							
11	2:00.330	33.336	42.989	44.005	117.7	22:15.621							
12	2:00.259	33.283	43.064	43.912	117.7	24:15.880							
27 MATEO MARULANDA COL SUPERHUGO 44 TEAM													
1	2:08.238	40.668	44.065	43.505	110.4	2:08.238							
2	2:00.561	33.229	43.529	43.803	117.4	4:08.799							
3	1:59.753	33.009	43.142	43.602	118.2	6:08.552							
4	2:00.444	33.409	43.291	43.744	117.6	8:08.996							
5	2:00.660	33.591	43.220	43.849	117.3	10:09.656							
6	2:00.140	33.202	43.007	43.931	117.9	12:09.796							
7	2:01.060	33.671	43.363	44.026	117.0	14:10.856							
8	1:59.876	33.298	42.954	43.624	118.1	16:10.732							
9	2:00.760	33.325	43.637	43.798	117.2	18:11.492							
10	2:00.682	33.591	43.114	43.977	117.3	20:12.174							
11	2:00.983	33.673	43.261	44.049	117.0	22:13.157							
12	2:00.643	33.570	43.065	44.008	117.4	24:13.800							
29 ADRIAN MOLINA ESP GV STRATOS GAS DONKEY													
1	2:14.529	43.940	45.199	45.390	105.2	2:14.529							
2	2:03.344	33.844	44.682	44.818	114.8	4:17.873							
3	2:03.033	33.624	44.545	44.864	115.1	6:20.906							
48 ANDRES GARCIA ESP IGAXTEAM BEON													
1	2:08.672	40.777	44.129	43.766	110.0	2:08.672							
2	2:00.611	33.066	43.988	43.557	117.4	4:09.283							
3	1:59.900	33.387	43.247	43.266	118.1	6:09.183							
4	2:00.397	33.082	43.465	43.850	117.6	8:09.580							
5	2:00.129	33.151	43.450	43.528	117.9	10:09.709							
6	2:01.398	33.423	43.814	44.161	116.6	12:11.107							
7	2:01.519	33.979	43.923	43.617	116.5	14:12.626							
8	1:59.421	32.961	43.046	43.414	118.6	16:12.047							
9	1:59.553	32.897	43.202	43.454	118.4	18:11.600							
10	2:01.128	33.577	44.028	43.523	116.9	20:12.728							
11	2:00.797	33.384	43.889	43.524	117.2	22:13.525							
12	2:00.008	33.302	43.201	43.505	118.0	24:13.533							
57 MASON FOSTER GBR BRP RACING BEON													
1	2:14.529	43.940	45.199	45.390	105.2	2:14.529							
2	2:03.344	33.844	44.682	44.818	114.8	4:17.873							
3	2:03.033	33.624	44.545	44.864	115.1	6:20.906							





MOTO 4

ESBK - CTO. ESPAÑA DE VELOCIDAD

CARRERA 1

Análisis de sectores lentos

Mejor Personal							Mejor de la sesión							B Cruzando por el pit lane						
Vlt.	Tiempo	Sector 1	Sector 2	Sector 3	Km/h	T. Sesión	Vlt.	Tiempo	Sector 1	Sector 2	Sector 3	Km/h	T. Sesión	Vlt.	Tiempo	Sector 1	Sector 2	Sector 3	Km/h	T. Sesión
64 CARMELO BELLUZZO ITA																				
ETG RACING BEON																				
1	2:10.266	41.634	44.384	44.248	108.7	2:10.266	3	1:59.473	32.914	43.093	43.466	118.5	6:08.698	5	2:00.328	33.272	43.201	43.855	117.7	10:09.548
2	2:01.139	33.393	43.734	44.012	116.9	4:11.405	4	2:00.218	33.147	43.510	43.561	117.8	8:12.913	6	2:00.268	33.496	43.181	43.591	117.7	12:09.816
3	2:00.447	33.277	43.187	43.983	117.6	6:11.852	7	2:01.172	33.472	43.377	44.323	116.8	14:10.988	8	2:00.529	33.288	43.298	43.943	117.5	16:11.517
4	2:01.138	33.273	43.900	43.965	116.9	8:12.990	9	2:00.030	32.962	43.161	43.907	118.0	18:11.547	10	2:00.824	33.698	43.433	43.693	117.2	20:12.371
5	2:00.660	33.267	43.450	43.943	117.3	10:13.650	11	2:00.944	33.404	43.954	43.586	117.1	22:13.315	12	1:59.829	33.232	42.980	43.617	118.2	24:13.144
6	2:01.093	33.478	43.557	44.058	116.9	12:14.743														
7	2:02.210	33.895	44.115	44.200	115.9	14:16.953														
8	2:02.090	33.645	44.105	44.340	116.0	16:19.043														
9	2:02.017	33.638	43.989	44.390	116.0	18:21.060														
10	2:02.279	33.623	44.389	44.267	115.8	20:23.339														
11	2:01.844	33.664	43.891	44.289	116.2	22:25.183														
12	2:01.984	33.448	44.208	44.328	116.1	24:27.167														
74 KENSEI MATSUDAIRA USA																				
EVIKE.COM NOX#27 RACING TEAM BEON																				
1	2:10.245	41.743	44.427	44.075	108.7	2:10.245														
2	2:00.676	33.172	43.762	43.742	117.3	4:10.921														
3	2:00.414	33.288	43.379	43.747	117.6	6:11.335														
4	2:00.293	33.035	43.433	43.825	117.7	8:11.628														
5	2:00.070	33.188	43.325	43.557	117.9	10:11.698														
6	2:00.145	33.293	43.193	43.659	117.8	12:11.843														
7	2:00.766	33.317	43.761	43.688	117.2	14:12.609														
77 JOEL MORA ESP																				
ILUSION RACING BEON																				
1	2:12.475	42.224	45.420	44.831	106.9	2:12.475														
2	2:02.831	33.518	44.382	44.931	115.3	4:15.306														
3	2:02.098	33.422	44.108	44.568	116.0	6:17.404														
4	2:03.532	34.544	44.766	44.222	114.6	8:20.936														
5	2:03.020	34.005	44.627	44.388	115.1	10:23.956														
6	2:02.427	33.728	44.188	44.511	115.7	12:26.383														
7	2:02.917	34.310	44.343	44.264	115.2	14:29.300														
8	2:02.073	33.504	44.369	44.200	116.0	16:31.373														
9	2:01.883	33.498	44.072	44.313	116.2	18:33.256														
10	2:01.849	33.704	44.065	44.080	116.2	20:35.105														
11	2:02.639	33.610	44.535	44.494	115.5	22:37.744														
12	2:02.513	33.814	44.305	44.394	115.6	24:40.257														
89 ERIC RUZ ESP																				
IGAXTEAM BEON																				
1	2:08.196	40.315	44.044	43.837	110.4	2:08.196														
2	2:01.029	33.460	43.508	44.061	117.0	4:09.225														
92 DAVID GOMEZ ESP																				
MRE TALENT BEON																				
1	2:11.110	42.086	44.808	44.216	108.0	2:11.110														
2	2:01.083	33.280	43.652	44.151	116.9	4:12.193														
3	2:01.001	33.194	43.932	43.875	117.0	6:13.194														
4	2:00.427	33.202	43.469	43.756	117.6	8:13.621														
5	2:00.798	33.036	43.531	44.231	117.2	10:14.419														
6	2:00.896	33.373	43.239	44.284	117.1	12:15.315														
7	2:00.844	33.248	43.534	44.062	117.2	14:16.159														
8	2:02.363	33.436	43.912	45.015	115.7	16:18.522														
9	2:01.695	33.626	43.752	44.317	116.3	18:20.217														
10	2:01.634	33.711	43.817	44.106	116.4	20:21.851														
11	2:02.432	33.751	44.706	43.975	115.6	22:24.283														
12	2:01.761	33.491	43.779	44.491	116.3	24:26.044														
93 BAUTISTA FARIAS ARG																				
ETG RACING BEON																				
1	2:09.844	41.467	44.141	44.236	109.0	2:09.844														
2	2:00.930	33.421	43.697	43.812	117.1	4:10.774														
3	2:00.348	33.293	43.330	43.725	117.6	6:11.122														
4	2:00.686	33.152	43.748	43.786	117.3	8:11.808														
5	2:00.449	33.307	43.232	43.910	117.6	10:12.257														
6	2:00.554	33.408	43.297	43.849	117.4	12:12.811														
7	2:00.324	33.478	43.249	43.597	117.7	14:13.135														
8	2:00.199	33.355	43.141	43.703	117.8	16:13.334														
9	2:01.130	33.511	43.721	43.898	116.9	18:14.464														
10	2:01.136	33.593	43.823	43.720	116.9	20:15.600														
11	2:00.232	33.307	43.179	43.746	117.8	22:15.832														
12	2:00.018	33.334	43.093	43.591	118.0	24:15.850														
94 ENEKO OSORIO ESP																				
FRANCO RACING VHC TEAM LIQUI CORSE FACTORY																				
1	2:07.855	40.120	44.072	43.663	110.7	2:07.855														
2	2:00.858	33.353	43.696	43.809	117.2	4:08.713														
3	2:00.088	33.252	43.454	43.382	117.9	6:08.801														
4	2:00.738	33.285	43.381	44.072	117.3	8:09.539														
5	2:00.535	33.354	43.504	43.677	117.5	10:10.074														
6	2:00.737	33.197	43.472	44.068	117.3	12:10.811														
7	2:00.276	33.487	43.372	43.417	117.7	14:11.087														
8	2:00.247	33.231	43.192	43.824	117.7	16:11.334														
9	1:59.737	32.995	43.003	43.739	118.2	18:11.071														
10	2:01.339	33.705	44.160	43.474	116.7	20:12.410														
11	2:00.736	33.584	43.597	43.555	117.3	22:13.146														
12	2:00.669	33.813	43.214	43.642	117.3	24:13.815														



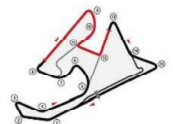



MOTO 4 ESBK - CTO. ESPAÑA DE VELOCIDAD CARRERA 1

Análisis de sectores lentos

■ Mejor Personal ■ Mejor de la sesión B Cruzando por el pit lane

Vlt.	Tiempo	Sector 1	Sector 2	Sector 3	Km/h	T. Sesión	Vlt.	Tiempo	Sector 1	Sector 2	Sector 3	Km/h	T. Sesión
96	ALEX DEBON ESP												
	H43 TEAM NOBBY BEON												
1	2:11.587	42.746	44.257	44.584	107.6	2:11.587							
2	2:00.934	33.341	43.488	44.105	117.1	4:12.521							
3	2:00.590	33.221	43.397	43.972	117.4	6:13.111							
4	2:00.418	33.115	43.406	43.897	117.6	8:13.529							
5	2:01.052	33.010	43.810	44.232	117.0	10:14.581							
6	2:01.145	33.064	43.859	44.222	116.9	12:15.726							
7	2:00.882	33.239	43.477	44.166	117.1	14:16.608							
8	2:01.596	33.496	43.658	44.442	116.4	16:18.204							
9	2:01.916	33.565	43.895	44.456	116.1	18:20.120							
10	2:02.199	34.191	43.998	44.010	115.9	20:22.319							
11	2:01.824	33.350	44.154	44.320	116.2	22:24.143							
12	2:02.382	33.736	44.170	44.476	115.7	24:26.525							
98	EDGAR SILVEN ESP												
	ETG RACING												
1	2:13.253	42.856	45.003	45.394	106.3	2:13.253							
2	2:02.912	33.594	44.000	45.318	115.2	4:16.165							
3	2:02.038	33.909	43.954	44.175	116.0	6:18.203							
4	2:02.885	33.925	44.784	44.176	115.2	8:21.088							
5	2:02.935	34.171	44.521	44.243	115.2	10:24.023							
6	2:02.542	34.319	44.067	44.156	115.5	12:26.565							
7	2:02.002	33.977	43.858	44.167	116.1	14:28.567							
8	2:02.085	34.030	43.847	44.208	116.0	16:30.652							
9	2:01.980	33.757	43.907	44.316	116.1	18:32.632							
10	2:01.870	33.996	43.778	44.096	116.2	20:34.502							
11	2:05.932	38.347	43.513	44.072	112.4	22:40.434							
12	2:05.183	37.558	43.526	44.099	113.1	24:45.617							
99	DAVID SANCHEZ ESP												
	SP57 RACING TEAM												
1	2:10.993	41.966	44.763	44.264	108.1	2:10.993							
2	2:01.997	33.131	44.615	44.251	116.1	4:12.990							
3	2:01.169	33.283	43.900	43.986	116.9	6:14.159							
4	2:00.305	32.805	43.764	43.736	117.7	8:14.464							
5	2:00.230	32.772	43.616	43.842	117.8	10:14.694							
6	2:01.116	33.303	43.573	44.240	116.9	12:15.810							
7	2:01.033	33.288	43.837	43.908	117.0	14:16.843							
8	2:01.366	33.443	43.748	44.175	116.7	16:18.209							
9	2:02.129	33.397	44.489	44.243	115.9	18:20.338							
10	2:02.304	33.812	44.695	43.797	115.8	20:22.642							
11	2:01.533	33.299	44.120	44.114	116.5	22:24.175							
12	2:01.939	33.424	44.274	44.241	116.1	24:26.114							





MOTO 4

ESBK - CTO. ESPAÑA DE VELOCIDAD


CARRERA 1

Análisis de sectores lentos

■ Mejor Personal ■ Mejor de la sesión ■ Cruzando por el pit lane

Vlt.	Tiempo	Sector 1	Sector 2	Sector 3	Km/h	T. Sesión	Vlt.	Tiempo	Sector 1	Sector 2	Sector 3	Km/h	T. Sesión	
5	JIMMY PRIMAUT						FRA	10	2:02.086	33.560	44.159	44.367	116.0	20:37.865
	BRS - BRECHON RACING SCHOOL						BEON	11	2:02.899	34.398	44.210	44.291	115.2	22:40.764
								12	2:02.566	34.338	43.795	44.433	115.5	24:43.330
1	2:09.186	40.977	44.192	44.017	109.6	2:09.186								
2	2:00.597	33.118	43.602	43.877	117.4	4:09.783								
3	2:00.246	33.178	43.189	43.879	117.7	6:10.029								
4	2:00.142	33.135	43.361	43.646	117.9	8:10.171								
5	2:00.301	33.009	43.595	43.697	117.7	10:10.472								
6	2:00.792	33.036	43.703	44.053	117.2	12:11.264								
7	2:00.575	33.673	43.322	43.580	117.4	14:11.839								
8	2:00.030	33.305	43.161	43.564	118.0	16:11.869								
9	2:00.050	33.287	43.153	43.610	117.9	18:11.919								
10	2:00.978	33.496	43.955	43.527	117.0	20:12.897								
11	2:00.867	33.387	43.877	43.603	117.1	22:13.764								
12	2:00.285	33.401	43.307	43.577	117.7	24:14.049								
6	XARLY MENDEZ						DOM							
	MRE TALENT						BEON							
1	2:12.030	42.644	44.780	44.606	107.2	2:12.030								
2	2:00.989	33.331	43.569	44.089	117.0	4:13.019								
3	2:00.435	33.125	43.464	43.846	117.6	6:13.454								
4	2:00.562	33.095	43.564	43.903	117.4	8:14.016								
5	2:00.968	32.948	44.071	43.949	117.0	10:14.984								
6	2:01.246	33.349	43.720	44.177	116.8	12:16.230								
7	2:00.870	33.154	43.756	43.960	117.1	14:17.100								
8	2:01.374	33.381	43.763	44.230	116.7	16:18.474								
9	2:02.236	33.930	44.077	44.229	115.8	18:20.710								
10	2:01.894	33.750	44.265	43.879	116.2	20:22.604								
11	2:01.889	33.478	44.172	44.239	116.2	22:24.493								
12	2:02.217	33.875	44.086	44.256	115.8	24:26.710								
11	GABRIEL PIO						FRA							
	BRS - BRECHON RACING SCHOOL						BEON							
1	2:12.298	42.950	44.626	44.722	107.0	2:12.298								
2	2:01.143	33.337	43.546	44.260	116.9	4:13.441								
3	2:00.297	32.934	43.459	43.904	117.7	6:13.738								
4	2:00.605	33.024	43.755	43.826	117.4	8:14.343								
5	2:00.309	32.764	43.565	43.980	117.7	10:14.652								
6	2:01.830	33.245	43.897	44.688	116.2	12:16.482								
7	2:00.977	33.045	43.815	44.117	117.0	14:17.459								
8	2:01.196	33.177	43.818	44.201	116.8	16:18.655								
9	2:02.094	33.234	44.389	44.471	116.0	18:20.749								
10	2:01.622	33.495	44.253	43.874	116.4	20:22.371								
11	2:02.384	33.421	44.802	44.161	115.7	22:24.755								
12	2:01.826	33.337	44.099	44.390	116.2	24:26.581								
13	PEDRO VARELA						PRT							
	CUNA DE CAMPEONES						MIR RACING							
1	2:12.150	42.268	44.798	45.084	107.1	2:12.150								
2	2:01.625	33.516	43.701	44.408	116.4	4:13.775								
3	2:00.742	33.184	43.409	44.149	117.3	6:14.517								
4	2:01.374	33.189	43.791	44.394	116.7	8:15.891								
5	2:02.096	33.617	44.066	44.413	116.0	10:17.987								
6	2:02.115	33.972	43.841	44.302	115.9	12:20.102								
7	2:02.730	34.423	43.921	44.386	115.4	14:22.832								
8	2:03.144	34.384	44.219	44.541	115.0	16:25.976								
9	2:03.051	34.294	44.018	44.739	115.1	18:29.027								
10	2:02.895	34.459	43.946	44.490	115.2	20:31.922								
11	2:02.425	34.144	43.900	44.381	115.7	22:34.347								
12	2:02.561	34.254	43.808	44.499	115.5	24:36.908								
14	GIULIO DI NAPOLI						ITA							
	RC113 REPARTO CORSE						BEON							
1	2:17.244	45.372	45.589	46.283	103.2	2:17.244								
2	2:06.730	35.156	45.585	45.989	111.7	4:23.974								
3	2:07.789	36.417	45.427	45.945	110.8	6:31.763								
4	2:06.732	35.223	45.743	45.766	111.7	8:38.495								
5	2:06.586	35.008	45.547	46.031	111.9	10:45.081								
6	2:06.296	35.168	45.459	45.669	112.1	12:51.377								
7	2:06.309	35.327	45.465	45.517	112.1	14:57.686								
8	2:06.040	35.370	45.233	45.437	112.3	17:03.726								
9	2:06.278	35.356	45.173	45.749	112.1	19:10.004								
10	2:06.111	35.423	45.137	45.551	112.3	21:16.115								
11	2:06.143	35.381	45.221	45.541	112.2	23:22.258								
12	2:06.327	35.356	45.349	45.622	112.1	25:28.585								
20	IKER RODRIGUEZ						ESP							
	IGAXTEAM						BEON							
1	2:08.604	40.207	44.325	44.072	110.1	2:08.604								
2	2:00.574	33.433	43.519	43.622	117.4	4:09.178								
3	1:59.643	33.087	43.240	43.316	118.3	6:08.821								
4	2:00.414	33.544	43.246	43.624	117.6	8:09.235								
5	2:01.044	33.482	43.816	43.746	117.0	10:10.279								
6	1:59.538	33.096	42.967	43.475	118.4	12:09.817								
7	2:00.797	33.545	43.645	43.607	117.2	14:10.614								
8	2:00.455	33.447	43.667	43.341	117.5	16:11.069								
9	2:00.024	33.148	43.242	43.634	118.0	18:11.093								
10	2:01.263	33.895	44.089	43.279	116.8	20:12.356								
11	2:00.651	33.576	43.462	43.613	117.4	22:13.007								
12	2:00.081	33.360	43.311	43.410	117.9	24:13.088								
24	ALEXANDER CASTAÑEDA						COL							
	FRANCO RACING VHC TEAM LIQUI						CORSE FACTORY							
1	2:13.588	43.115	45.400	45.073	106.0	2:13.588								
2	2:02.707	33.420	44.051	45.236	115.4	4:16.295								
3	2:02.570	33.614	44.663	44.293	115.5	6:18.865								
4	2:02.354	33.516	44.656	44.182	115.7	8:21.219								
5	2:02.696	33.868	44.133	44.695	115.4	10:23.915								
6	2:02.508	33.892	44.259	44.357	115.6	12:26.423								





MOTO 4

ESBK - CTO. ESPAÑA DE VELOCIDAD

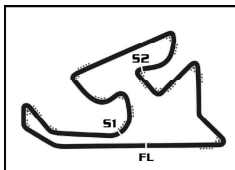
CARRERA 1

Análisis de sectores lentos

■ Mejor Personal ■ Mejor de la sesión ■ B Cruzando por el pit lane

Vlt.	Tiempo	Sector 1	Sector 2	Sector 3	Km/h	T. Sesión	Vlt.	Tiempo	Sector 1	Sector 2	Sector 3	Km/h	T. Sesión
7	2:02.473	33.785	44.429	44.259	115.6	14:28.896	4	2:03.367	33.857	44.601	44.909	114.8	8:24.273
8	2:02.447	33.832	44.233	44.382	115.6	16:31.343	5	2:03.424	33.906	44.588	44.930	114.7	10:27.697
9	2:01.998	33.703	44.122	44.173	116.1	18:33.341	6	2:03.138	33.916	44.244	44.978	115.0	12:30.835
10	2:01.396	33.413	43.904	44.079	116.6	20:34.737	7	2:03.190	34.059	44.387	44.744	114.9	14:34.025
11	2:02.734	33.808	44.486	44.440	115.4	22:37.471	8	2:03.762	33.915	44.546	45.301	114.4	16:37.787
12	2:02.866	34.063	44.572	44.231	115.2	24:40.337	9	2:03.850	34.050	44.762	45.038	114.3	18:41.637
25	MANFREDI BALDUCCI					ITA	10	2:06.933	34.301	44.755	47.877	111.5	20:48.570
	RC113 REPARTO CORSE						11	2:04.021	34.223	44.741	45.057	114.2	22:52.591
1	2:14.291	43.607	45.459	45.225	105.4	2:14.291	12	2:04.209	34.317	44.841	45.051	114.0	24:56.800
2	2:04.132	34.009	45.219	44.904	114.1	4:18.423							
3	2:03.362	34.065	44.507	44.790	114.8	6:21.785	31	LEONIDAS CASTILLO GUIMARAES					USA
4	2:03.433	34.109	44.553	44.771	114.7	8:25.218		ALMA RACING TEAM					BEON
5	2:03.685	34.246	44.496	44.943	114.5	10:28.903	1	2:13.719	43.685	45.116	44.918	105.9	2:13.719
6	2:03.951	34.432	44.666	44.853	114.2	12:32.854	2	2:02.711	33.613	44.619	44.479	115.4	4:16.430
7	2:04.270	34.594	44.669	45.007	113.9	14:37.124	3	2:02.803	34.120	44.182	44.501	115.3	6:19.233
8	2:04.521	34.686	44.691	45.144	113.7	16:41.645	4	2:02.469	33.731	44.237	44.501	115.6	8:21.702
9	2:04.201	34.531	44.706	44.964	114.0	18:45.846	5	2:02.803	33.748	44.508	44.547	115.3	10:24.505
10	2:04.350	34.684	44.444	45.222	113.9	20:50.196	6	2:02.790	34.266	44.301	44.223	115.3	12:27.295
11	2:04.174	34.504	44.697	44.973	114.0	22:54.370	7	2:02.746	34.525	43.749	44.472	115.4	14:30.041
12	2:04.430	34.657	44.557	45.216	113.8	24:58.800	8	2:02.409	33.826	43.776	44.807	115.7	16:32.450
26	ALBERTO ENRIQUEZ					ESP	9	2:02.311	33.858	44.055	44.398	115.8	18:34.761
	CUNA DE CAMPEONES					MIR RACING	10	2:04.701	34.238	45.715	44.748	113.5	20:39.462
1	2:09.620	41.190	44.139	44.291	109.2	2:09.620	11	2:03.759	34.262	44.501	44.996	114.4	22:43.221
2	2:00.639	33.525	43.452	43.662	117.4	4:10.259	12	2:07.627	38.686	44.283	44.658	110.9	24:50.848
3	2:00.052	33.108	42.946	43.998	117.9	6:10.311							
4	2:00.214	33.069	43.272	43.873	117.8	8:10.525	37	RICCARDO MICHIELIN					ITA
5	2:00.269	32.906	43.530	43.833	117.7	10:10.794		AJEVO RACING TEAM					
6	2:00.426	32.945	43.129	44.352	117.6	12:11.220	1	2:14.387	43.830	45.601	44.956	105.4	2:14.387
7	2:01.337	33.768	43.701	43.868	116.7	14:12.557	2	2:01.824	32.966	44.265	44.593	116.2	4:16.211
8	2:01.183	33.337	44.123	43.723	116.8	16:13.740	3	2:02.134	34.161	43.956	44.017	115.9	6:18.345
9	2:00.602	33.222	43.312	44.068	117.4	18:14.342	4	2:01.926	33.335	44.395	44.196	116.1	8:20.271
10	2:00.949	33.568	43.733	43.648	117.1	20:15.291	5	2:03.616	34.579	43.925	45.112	114.5	10:23.887
11	2:00.330	33.336	42.989	44.005	117.7	22:15.621	6	2:03.365	34.673	44.313	44.379	114.8	12:27.252
12	2:00.259	33.283	43.064	43.912	117.7	24:15.880	7	2:03.739	33.636	44.358	45.745	114.4	14:30.991
27	MATEO MARULANDA					COL	8	2:02.751	33.613	44.285	44.853	115.3	16:33.742
	SUPERHUGO 44 TEAM						9	2:01.883	33.465	44.143	44.275	116.2	18:35.625
1	2:08.238	40.668	44.065	43.505	110.4	2:08.238	10	2:02.041	33.577	44.173	44.291	116.0	20:37.666
2	2:00.561	33.229	43.529	43.803	117.4	4:08.799	11	2:02.679	34.757	43.710	44.212	115.4	22:40.345
3	1:59.753	33.009	43.142	43.602	118.2	6:08.552	12	2:02.306	33.914	44.128	44.264	115.8	24:42.651
4	2:00.444	33.409	43.291	43.744	117.6	8:08.996							
5	2:00.660	33.591	43.220	43.849	117.3	10:09.656	48	ANDRES GARCIA					ESP
6	2:00.140	33.202	43.007	43.931	117.9	12:09.796		IGAXTEAM					BEON
7	2:01.060	33.671	43.363	44.026	117.0	14:10.856	1	2:08.672	40.777	44.129	43.766	110.0	2:08.672
8	1:59.876	33.298	42.954	43.624	118.1	16:10.732	2	2:00.611	33.066	43.988	43.557	117.4	4:09.283
9	2:00.760	33.325	43.637	43.798	117.2	18:11.492	3	1:59.900	33.387	43.247	43.266	118.1	6:09.183
10	2:00.682	33.591	43.114	43.977	117.3	20:12.174	4	2:00.397	33.082	43.465	43.850	117.6	8:09.580
11	2:00.983	33.673	43.261	44.049	117.0	22:13.157	5	2:00.129	33.151	43.450	43.528	117.9	10:09.709
12	2:00.643	33.570	43.065	44.008	117.4	24:13.800	6	2:01.398	33.423	43.814	44.161	116.6	12:11.107
29	ADRIAN MOLINA					ESP	7	2:01.519	33.979	43.923	43.617	116.5	14:12.626
	GV STRATOS GAS DONKEY						8	1:59.421	32.961	43.046	43.414	118.6	16:12.047
1	2:14.529	43.940	45.199	45.390	105.2	2:14.529	9	1:59.553	32.897	43.202	43.454	118.4	18:11.600
2	2:03.344	33.844	44.682	44.818	114.8	4:17.873	10	2:01.128	33.577	44.028	43.523	116.9	20:12.728
3	2:03.033	33.624	44.545	44.864	115.1	6:20.906	11	2:00.797	33.384	43.889	43.524	117.2	22:13.525
							12	2:00.008	33.302	43.201	43.505	118.0	24:13.533
57	MASON FOSTER					GBR							
	BRP RACING					BEON							





MOTO 4

ESBK - CTO. ESPAÑA DE VELOCIDAD

CARRERA 1

Análisis de sectores lentos

Mejor Personal							Mejor de la sesión							B Cruzando por el pit lane							
Vlt.	Tiempo	Sector 1	Sector 2	Sector 3	Km/h	T. Sesión	Vlt.	Tiempo	Sector 1	Sector 2	Sector 3	Km/h	T. Sesión	Vlt.	Tiempo	Sector 1	Sector 2	Sector 3	Km/h	T. Sesión	
64 CARMELO BELLUZZO ITA																					
ETG RACING BEON																					
1	2:10.266	41.634	44.384	44.248	108.7	2:10.266	3	1:59.473	32.914	43.093	43.466	118.5	6:08.698	5	2:00.328	33.272	43.201	43.855	117.7	10:09.548	
2	2:01.139	33.393	43.734	44.012	116.9	4:11.405	6	2:00.268	33.496	43.181	43.591	117.7	12:09.816	9	2:00.030	32.962	43.161	43.907	118.0	18:11.547	
3	2:00.447	33.277	43.187	43.983	117.6	6:11.852	10	2:00.824	33.698	43.433	43.693	117.2	20:12.371	11	2:00.944	33.404	43.954	43.586	117.1	22:13.315	
4	2:01.138	33.273	43.900	43.965	116.9	8:12.990	12	1:59.829	33.232	42.980	43.617	118.2	24:13.144								
5	2:00.660	33.267	43.450	43.943	117.3	10:13.650															
6	2:01.093	33.478	43.557	44.058	116.9	12:14.743															
7	2:02.210	33.895	44.115	44.200	115.9	14:16.953															
8	2:02.090	33.645	44.105	44.340	116.0	16:19.043															
9	2:02.017	33.638	43.989	44.390	116.0	18:21.060															
10	2:02.279	33.623	44.389	44.267	115.8	20:23.339															
11	2:01.844	33.664	43.891	44.289	116.2	22:25.183															
12	2:01.984	33.448	44.208	44.328	116.1	24:27.167															
74 KENSEI MATSUDAIRA USA																					
EVIKE.COM NOX#27 RACING TEAM BEON																					
1	2:10.245	41.743	44.427	44.075	108.7	2:10.245	3	1:59.473	32.914	43.093	43.466	118.5	6:08.698	5	2:00.328	33.272	43.201	43.855	117.7	10:09.548	
2	2:00.676	33.172	43.762	43.742	117.3	4:10.921	6	2:00.268	33.496	43.181	43.591	117.7	12:09.816	9	2:00.030	32.962	43.161	43.907	118.0	18:11.547	
3	2:00.414	33.288	43.379	43.747	117.6	6:11.335	10	2:00.824	33.698	43.433	43.693	117.2	20:12.371	11	2:00.944	33.404	43.954	43.586	117.1	22:13.315	
4	2:00.293	33.035	43.433	43.825	117.7	8:11.628	12	1:59.829	33.232	42.980	43.617	118.2	24:13.144								
5	2:00.070	33.188	43.325	43.557	117.9	10:11.698															
6	2:00.145	33.293	43.193	43.659	117.8	12:11.843															
7	2:00.766	33.317	43.761	43.688	117.2	14:12.609															
77 JOEL MORA ESP																					
ILUSION RACING BEON																					
1	2:12.475	42.224	45.420	44.831	106.9	2:12.475	3	1:59.473	32.914	43.093	43.466	118.5	6:08.698	5	2:00.328	33.272	43.201	43.855	117.7	10:09.548	
2	2:02.831	33.518	44.382	44.931	115.3	4:15.306	6	2:00.268	33.496	43.181	43.591	117.7	12:09.816	9	2:00.030	32.962	43.161	43.907	118.0	18:11.547	
3	2:02.098	33.422	44.108	44.568	116.0	6:17.404	10	2:00.824	33.698	43.433	43.693	117.2	20:12.371	11	2:00.944	33.404	43.954	43.586	117.1	22:13.315	
4	2:03.532	34.544	44.766	44.222	114.6	8:20.936	12	1:59.829	33.232	42.980	43.617	118.2	24:13.144								
5	2:03.020	34.005	44.627	44.388	115.1	10:23.956															
6	2:02.427	33.728	44.188	44.511	115.7	12:26.383															
7	2:02.917	34.310	44.343	44.264	115.2	14:29.300															
8	2:02.073	33.504	44.369	44.200	116.0	16:31.373															
9	2:01.883	33.498	44.072	44.313	116.2	18:33.256															
10	2:01.849	33.704	44.065	44.080	116.2	20:35.105															
11	2:02.639	33.610	44.535	44.494	115.5	22:37.744															
12	2:02.513	33.814	44.305	44.394	115.6	24:40.257															
89 ERIC RUZ ESP																					
IGAXTEAM BEON																					
1	2:08.196	40.315	44.044	43.837	110.4	2:08.196	3	1:59.473	32.914	43.093	43.466	118.5	6:08.698	5	2:00.328	33.272	43.201	43.855	117.7	10:09.548	
2	2:01.029	33.460	43.508	44.061	117.0	4:09.225	6	2:00.268	33.496	43.181	43.591	117.7	12:09.816	9	2:00.030	32.962	43.161	43.907	118.0	18:11.547	



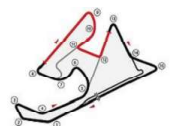


MOTO 4 ESBK - CTO. ESPAÑA DE VELOCIDAD CARRERA 1

Análisis de sectores lentos

■ Mejor Personal ■ Mejor de la sesión B Cruzando por el pit lane

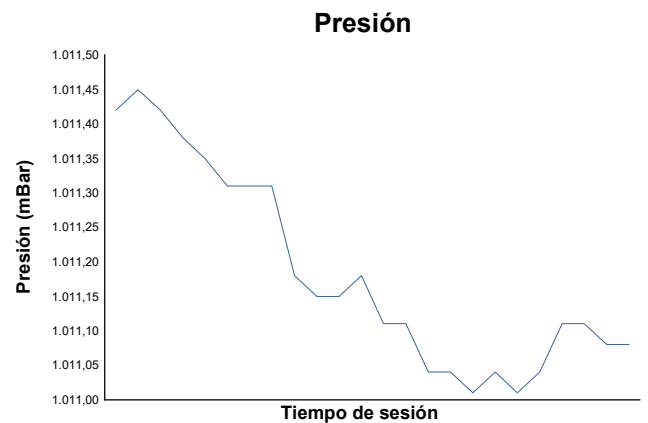
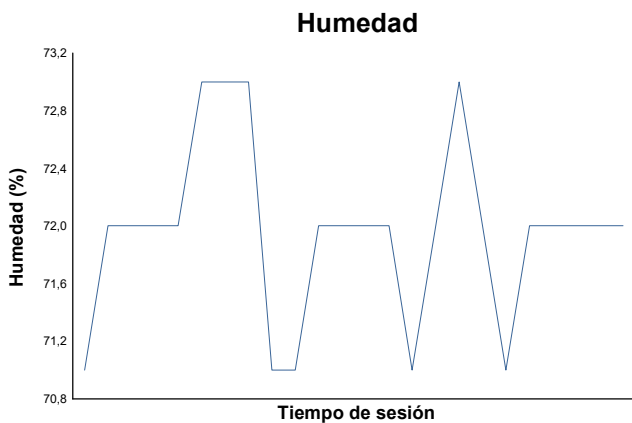
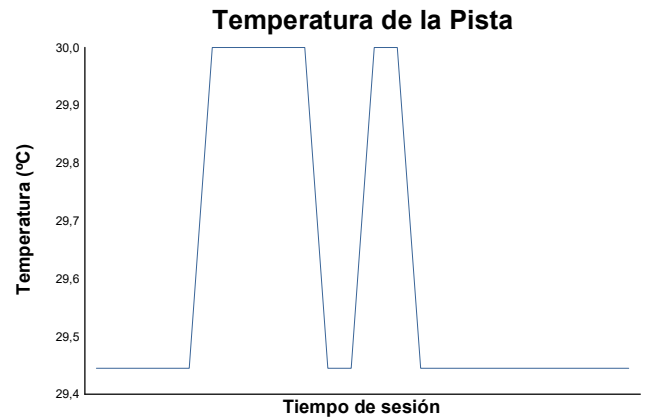
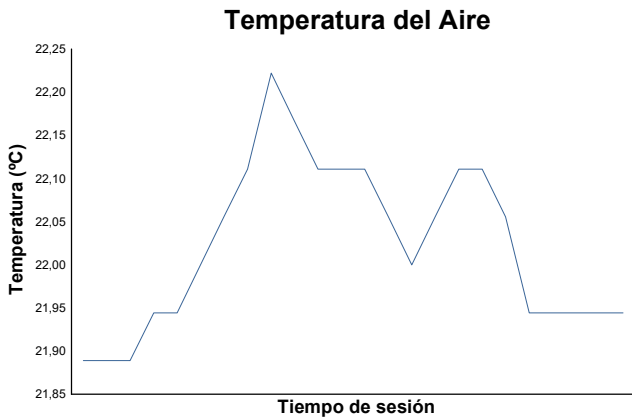
Vlt.	Tiempo	Sector 1	Sector 2	Sector 3	Km/h	T. Sesión	Vlt.	Tiempo	Sector 1	Sector 2	Sector 3	Km/h	T. Sesión	
96	ALEX DEBON ESP													
	H43 TEAM NOBBY													
						BEON								
1	2:11.587	42.746	44.257	44.584	107.6	2:11.587								
2	2:00.934	33.341	43.488	44.105	117.1	4:12.521								
3	2:00.590	33.221	43.397	43.972	117.4	6:13.111								
4	2:00.418	33.115	43.406	43.897	117.6	8:13.529								
5	2:01.052	33.010	43.810	44.232	117.0	10:14.581								
6	2:01.145	33.064	43.859	44.222	116.9	12:15.726								
7	2:00.882	33.239	43.477	44.166	117.1	14:16.608								
8	2:01.596	33.496	43.658	44.442	116.4	16:18.204								
9	2:01.916	33.565	43.895	44.456	116.1	18:20.120								
10	2:02.199	34.191	43.998	44.010	115.9	20:22.319								
11	2:01.824	33.350	44.154	44.320	116.2	22:24.143								
12	2:02.382	33.736	44.170	44.476	115.7	24:26.525								
98	EDGAR SILVEN ESP													
	ETG RACING													
1	2:13.253	42.856	45.003	45.394	106.3	2:13.253								
2	2:02.912	33.594	44.000	45.318	115.2	4:16.165								
3	2:02.038	33.909	43.954	44.175	116.0	6:18.203								
4	2:02.885	33.925	44.784	44.176	115.2	8:21.088								
5	2:02.935	34.171	44.521	44.243	115.2	10:24.023								
6	2:02.542	34.319	44.067	44.156	115.5	12:26.565								
7	2:02.002	33.977	43.858	44.167	116.1	14:28.567								
8	2:02.085	34.030	43.847	44.208	116.0	16:30.652								
9	2:01.980	33.757	43.907	44.316	116.1	18:32.632								
10	2:01.870	33.996	43.778	44.096	116.2	20:34.502								
11	2:05.932	38.347	43.513	44.072	112.4	22:40.434								
12	2:05.183	37.558	43.526	44.099	113.1	24:45.617								
99	DAVID SANCHEZ ESP													
	SP57 RACING TEAM													
1	2:10.993	41.966	44.763	44.264	108.1	2:10.993								
2	2:01.997	33.131	44.615	44.251	116.1	4:12.990								
3	2:01.169	33.283	43.900	43.986	116.9	6:14.159								
4	2:00.305	32.805	43.764	43.736	117.7	8:14.464								
5	2:00.230	32.772	43.616	43.842	117.8	10:14.694								
6	2:01.116	33.303	43.573	44.240	116.9	12:15.810								
7	2:01.033	33.288	43.837	43.908	117.0	14:16.843								
8	2:01.366	33.443	43.748	44.175	116.7	16:18.209								
9	2:02.129	33.397	44.489	44.243	115.9	18:20.338								
10	2:02.304	33.812	44.695	43.797	115.8	20:22.642								
11	2:01.533	33.299	44.120	44.114	116.5	22:24.175								
12	2:01.939	33.424	44.274	44.241	116.1	24:26.114								





ESBK - CTO. ESPAÑA DE VELOCIDAD
MOTO 4
CARRERA 1

Informe meteorológico



Estado de pista: **SECO**

