

Handy ESBK

ESBK - CTO. ESPAÑA DE VELOCIDAD

CARRERA 1 (10 Vlt., 39,3 km.)

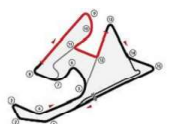
Clasificación


Nº Piloto	Nac	Equipo	Moto	Neum. Cl.	Vlts.	Tiempo Total	Dif.	Km/h	Mejor Vuelta	
									Vlt.	Tiempo Km/h
1 43 ANTONIO MONTOYA	ESP	MÁXIMO MOTO RACING TEAM	YAMAHA	600	10	19:00.787	- 124.1	8	1:52.227	126.2
2 48 CARLOS BLANCO	ESP	ARIZA RACING CIRCUIT		Dunlop 1000	10	19:35.153	+34.366 120.5	9	1:55.912	122.2
3 26 JULIO MIRANDA	ESP	YAMAHA CANARIAS	YAMAHA	1000	10	19:36.500	+35.713 120.3	5	1:55.284	122.8
4 20 ALEJANDRO DE LA CRUZ	ESP	PILOTOS CAPACITADOS	KAWASAKI	600	10	20:30.289	+1:29.502 115.1	7	2:01.337	116.7
5 75 JOSE ANTONIO NEGRIN	ESP	VN RACING TEAM	YAMAHA	1000	10	20:37.026	+1:36.239 114.5	5	2:01.267	116.8
6 4 JORDI SIMON	ESP	ORTOSERVEI RACING	YAMAHA	600	9	19:22.107	1 Vlt. 109.7	2	2:07.412	111.1
Pole:			ANTONIO MONTOYA			1:52.438			125.9 Km/h	
Vuelta rápida:			Vlt.8	ANTONIO MONTOYA		1:52.227			126.2 Km/h	

Hora de publicación:

Estado de pista: **SECO**

Race Director: Maximo Guerrero	Timekeeper: Juan Carlos Jodra
--	---





Handy ESBK
ESBK - CTO. ESPAÑA DE VELOCIDAD
CARRERA 1 (10 Vlt., 39,3 km.)

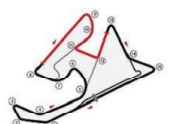
Clasificación por Clase

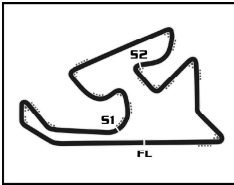
NºPiloto	Nac	Equipo	Moto	Vlts.	Tiempo Total	Dif. Km/h	Mejor Vuelta					
							Vlt.	Tiempo Km/h				
1000												
1	48	CARLOS BLANCO	ESP	ARIZA RACING CIRCUIT	10	19:35.153	120.5	9	1:55.912	122.2		
2	26	JULIO MIRANDA	ESP	YAMAHA CANARIAS	YAMAHA	10	19:36.500	+1.347	120.3	5	1:55.284	122.8
3	75	JOSE ANTONIO NEGRIN	ESP	VN RACING TEAM	YAMAHA	10	20:37.026	+1'01.873	114.5	5	2:01.267	116.8
600												
1	43	ANTONIO MONTOYA	ESP	MÁXIMO MOTO RACING TEAM	YAMAHA	10	19:00.787	124.1	8	1:52.227	126.2	
2	20	ALEJANDRO DE LA CRUZ	ESP	PILOTOS CAPACITADOS	KAWASAKI	10	20:30.289	+1'29.502	115.1	7	2:01.337	116.7
3	4	JORDI SIMON	ESP	ORTOSERVEI RACING	YAMAHA	9	19:22.107	1 Vlt.	109.7	2	2:07.412	111.1

Hora de publicación:

Estado de pista: **SECO**

Race Director: Maximo Guerrero	Timekeeper: Juan Carlos Jodra
--	---







Handy ESBK
ESBK - CTO. ESPAÑA DE VELOCIDAD
CARRERA 1

Planing

Nº	Pos	Parrilla	Vit.											
			1	2	3	4	5	6	7	8	9	10		
43	1	43	43	43	43	43	43	43	43	43	43	43	43	43
26	2	26	48	48	48	26	26	26	26	48	48	48	48	48
48	3	48	26	26	26	48	48	48	48	26	26	26	26	26
75	4	75	20	20	20	75	75	75	20	20	20	20	20	20
20	5	20	75	75	75	20	20	20	75	75	75	75	75	75
4	6	4	4	4	4	4	4	4	4	4	4	4	4	4



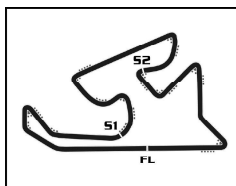


Handy ESBK
ESBK - CTO. ESPAÑA DE VELOCIDAD
CARRERA 1

Mejores tiempos de sector

Sector 1			Sector 2		Sector 3				Vuelta Ideal	Mejor Vuelta	
Pos	Nº Piloto	Tiempo	Nº Piloto	Tiempo	Nº Piloto	Tiempo	Pos	Nº Piloto			
1	26 J.MIRANDA	30.093	43 A.MONTOYA	41.869	43 A.MONTOYA	40.130	1	43 A.MONTOYA	1:52.194	1:52.227	(1)
2	43 A.MONTOYA	30.195	26 J.MIRANDA	42.866	48 C.BLANCO	41.435	2	26 J.MIRANDA	1:54.440	1:55.284	(2)
3	48 C.BLANCO	30.876	48 C.BLANCO	43.170	26 J.MIRANDA	41.481	3	48 C.BLANCO	1:55.481	1:55.912	(3)
4	20 A.DE LA CRUZ	32.639	20 A.DE LA CRUZ	44.848	75 J.NEGRIN	42.774	4	20 A.DE LA CRUZ	2:00.525	2:01.337	(5)
5	75 J.NEGRIN	32.881	75 J.NEGRIN	44.889	20 A.DE LA CRUZ	43.038	5	75 J.NEGRIN	2:00.544	2:01.267	(4)
6	4 J.SIMON	34.321	4 J.SIMON	46.839	4 J.SIMON	45.537	6	4 J.SIMON	2:06.697	2:07.412	(6)





CIRCUITO DE NAVARRA 3.933 m.

Handy ESBK


ESBK - CTO. ESPAÑA DE VELOCIDAD

Después de CARRERA 1

Velocidad máxima del evento

Nº Piloto	Equipo	Moto	Clase	V.Max	Vit.	Sesión
26 JULIO MIRANDA	YAMAHA CANARIAS	YAMAHA	1000	241.1	9	ENT. CRONOMETRADO
48 CARLOS BLANCO	ARIZA RACING CIRCUIT		1000	236.8	5	ENT. CRONOMETRADO
43 ANTONIO MONTOYA	MÁXIMO MOTO RACING TEAM	YAMAHA	600	232.8	13	ENT. CRONOMETRADO
4 JORDI SIMON	ORTOSERVEI RACING	YAMAHA	600	211.4	4	ENT. CRONOMETRADO
20 ALEJANDRO DE LA CRUZ	PILOTOS CAPACITADOS	KAWASAKI	600	210.5	6	CARRERA 1
75 JOSE ANTONIO NEGRIN	VN RACING TEAM	YAMAHA	1000	208.1	2	ENT. CRONOMETRADO






Handy ESBK


ESBK - CTO. ESPAÑA DE VELOCIDAD

CARRERA 1

Secuencia de líderes por Clase

Nº	Piloto	Equipo	Moto	Vuelta a	Vuelta Final	Vlts.	Total Vlts.
1000							
48	CARLOS BLANCO	ARIZA RACING CIRCUIT		1	3	3	3
26	JULIO MIRANDA	YAMAHA CANARIAS	YAMAHA	4	7	4	4
48	CARLOS BLANCO	ARIZA RACING CIRCUIT		8	10	3	6
600							
43	ANTONIO MONTOYA	MÁXIMO MOTO RACING TEAM	YAMAHA	1	10	10	10






Handy ESBK

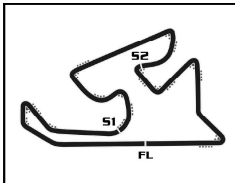
ESBK - CTO. ESPAÑA DE VELOCIDAD

CARRERA 1

Secuencia de vueltas rápidas

T. Sesión	Nº Piloto	Equipo	Moto	Clase	Tiempo	Km/h	Vlt.
3:53.463	43 ANTONIO MONTOYA	MÁXIMO MOTO RACING TEAM	YAMAHA	600	1:54.659	123.5	2
5:47.878	43 ANTONIO MONTOYA	MÁXIMO MOTO RACING TEAM	YAMAHA	600	1:54.415	123.7	3
9:35.826	43 ANTONIO MONTOYA	MÁXIMO MOTO RACING TEAM	YAMAHA	600	1:53.483	124.8	5
13:22.038	43 ANTONIO MONTOYA	MÁXIMO MOTO RACING TEAM	YAMAHA	600	1:52.578	125.8	7
15:14.265	43 ANTONIO MONTOYA	MÁXIMO MOTO RACING TEAM	YAMAHA	600	1:52.227	126.2	8





CIRCUITO DE NAVARRA 3.933 m.

Handy ESBK


ESBK - CTO. ESPAÑA DE VELOCIDAD


CARRERA 1

Tiempos por vuelta

Piloto Doblado

Nº	Tiempo	Dif.	Nº	Tiempo	Dif.	Nº	Tiempo	Dif.	Nº	Tiempo	Dif.	Nº	Tiempo	Dif.
Vlt. 1			Vlt. 8			Vlt. 9			Vlt. 10					
43	1:58.804	0.000	43	1:52.227		43	1:53.722		43	1:52.800				
48	1:59.429	0.625	48	1:56.327	27.496	4	2:08.581	1 Vlt.	4	2:09.921	1 Vlt.			
26	2:00.584	1.780	26	1:57.893	28.447	48	1:55.912	29.686	48	1:57.480	34.366			
20	2:05.481	6.677	20	2:01.779	1:05.988	26	1:55.770	30.495	26	1:58.018	35.713			
75	2:07.076	8.272	75	2:02.760	1:07.788	20	2:05.141	1:17.407	20	2:04.895	1:29.502			
4	2:11.392	12.588				75	2:05.088	1:19.154	75	2:09.885	1:36.239			
Vlt. 2			Vlt. 3			Vlt. 4			Vlt. 5			Vlt. 6		
43	1:54.659		43	1:54.415		43	1:54.465		43	1:53.483		43	1:53.634	
48	1:59.050	5.016	48	1:58.528	9.129	26	1:57.204	12.256	26	1:55.284	14.057	26	1:56.207	16.630
26	1:58.509	5.630	26	1:58.302	9.517	48	1:57.884	12.548	48	1:56.473	15.538	48	1:57.910	19.814
20	2:03.116	15.134	20	2:02.664	23.383	75	2:01.346	30.892	75	2:01.267	38.676	75	2:01.866	46.908
75	2:02.025	15.638	75	2:02.788	24.011	20	2:02.468	31.386	20	2:01.868	39.771	20	2:01.540	47.677
4	2:07.412	25.341	4	2:08.318	39.244	4	2:09.338	54.117	4	2:08.255	1:08.889	4	2:09.463	1:24.718
Vlt. 7														
43	1:52.578													
26	1:58.729	22.781												
48	1:56.160	23.396												
20	2:01.337	56.436												
75	2:02.925	57.255												
4	2:09.427	1:41.567												





Handy ESBK

ESBK - CTO. ESPAÑA DE VELOCIDAD


CARRERA 1

Análisis de sectores lentos

■ Mejor Personal ■ Mejor de la sesión ■ Cruzando por el pit lane

Vlt.	Tiempo	Sector 1	Sector 2	Sector 3	Km/h	T. Sesión	Vlt.	Tiempo	Sector 1	Sector 2	Sector 3	Km/h	T. Sesión	
4	JORDI SIMON ESP							4	1:57.884	31.693	44.109	42.082	120.1	7:54.891
	ORTOSERVEI RACING YAMAHA							5	1:56.473	30.946	44.092	41.435	121.6	9:51.364
	1	2:11.392	38.325	47.121	45.946	107.8	6	1:57.910	31.317	44.248	42.345	120.1	11:49.274	
	2	2:07.412	34.321	46.839	46.252	111.1	7	1:56.160	31.279	43.298	41.583	121.9	13:45.434	
	3	2:08.318	35.008	47.563	45.747	110.3	8	1:56.327	30.962	43.463	41.902	121.7	15:41.761	
	4	2:09.338	34.811	48.447	46.080	109.5	9	1:55.912	30.989	43.170	41.753	122.2	17:37.673	
	5	2:08.255	34.590	48.128	45.537	110.4	10	1:57.480	30.876	44.389	42.215	120.5	19:35.153	
	6	2:09.463	34.842	48.375	46.246	109.4								
	7	2:09.427	35.111	48.122	46.194	109.4								
	8	2:08.581	34.666	47.743	46.172	110.1								
	9	2:09.921	34.950	48.785	46.186	109.0								
20	ALEJANDRO DE LA CRUZ ESP							75	JOSE ANTONIO NEGRIN ESP					
	PILOTOS CAPACITADOS KAWASAKI							VN RACING TEAM YAMAHA						
	1	2:05.481	35.722	45.701	44.058	112.8	1	2:07.076	36.262	46.848	43.966	111.4	2:07.076	
	2	2:03.116	33.295	45.695	44.126	115.0	2	2:02.025	33.499	45.572	42.954	116.0	4:09.101	
	3	2:02.664	33.974	45.275	43.415	115.4	3	2:02.788	33.787	45.736	43.265	115.3	6:11.889	
	4	2:02.468	33.493	44.848	44.127	115.6	4	2:01.346	33.228	44.889	43.229	116.7	8:13.235	
	5	2:01.868	33.472	45.281	43.115	116.2	5	2:01.267	33.087	45.029	43.151	116.8	10:14.502	
	6	2:01.540	32.639	45.735	43.166	116.5	6	2:01.866	33.202	45.890	42.774	116.2	12:16.368	
	7	2:01.337	33.199	45.100	43.038	116.7	7	2:02.925	33.577	45.505	43.843	115.2	14:19.293	
	8	2:01.779	33.180	44.878	43.721	116.3	8	2:02.760	32.881	46.369	43.510	115.3	16:22.053	
	9	2:05.141	33.961	46.783	44.397	113.1	9	2:05.088	34.839	46.354	43.895	113.2	18:27.141	
	10	2:04.895	34.423	45.801	44.671	113.4	10	2:09.885	35.367	47.629	46.889	109.0	20:37.026	
26	JULIO MIRANDA ESP													
	YAMAHA CANARIAS YAMAHA													
	1	2:00.584	32.899	45.367	42.318	117.4								
	2	1:58.509	31.340	44.358	42.811	119.5								
	3	1:58.302	32.011	43.988	42.303	119.7								
	4	1:57.204	31.445	44.278	41.481	120.8								
	5	1:55.284	30.093	43.230	41.961	122.8								
	6	1:56.207	30.985	43.085	42.137	121.8								
	7	1:58.729	33.430	43.588	41.711	119.3								
	8	1:57.893	30.958	43.439	43.496	120.1								
	9	1:55.770	30.658	42.866	42.246	122.3								
	10	1:58.018	30.333	43.942	43.743	120.0								
43	ANTONIO MONTOYA ESP													
	MÁXIMO MOTO RACING TEAM YAMAHA													
	1	1:58.804	33.336	44.335	41.133	119.2								
	2	1:54.659	30.741	42.466	41.452	123.5								
	3	1:54.415	31.033	42.456	40.926	123.7								
	4	1:54.465	30.608	43.225	40.632	123.7								
	5	1:53.483	30.672	42.181	40.630	124.8								
	6	1:53.634	30.676	42.139	40.819	124.6								
	7	1:52.578	30.500	41.869	40.209	125.8								
	8	1:52.227	30.195	41.902	40.130	126.2								
	9	1:53.722	30.271	41.973	41.478	124.5								
	10	1:52.800	30.291	41.917	40.592	125.5								
48	CARLOS BLANCO ESP													
	ARIZA RACING CIRCUIT													
	1	1:59.429	32.541	44.427	42.461	118.6								
	2	1:59.050	31.944	44.440	42.666	118.9								
	3	1:58.528	31.744	44.435	42.349	119.5								





Handy ESBK

ESBK - CTO. ESPAÑA DE VELOCIDAD

CARRERA 1

Análisis de sectores lentos

■ Mejor Personal ■ Mejor de la sesión ■ Cruzando por el pit lane

Vlt.	Tiempo	Sector 1	Sector 2	Sector 3	Km/h	T. Sesión	Vlt.	Tiempo	Sector 1	Sector 2	Sector 3	Km/h	T. Sesión	
4	JORDI SIMON ESP							4	1:57.884	31.693	44.109	42.082	120.1	7:54.891
	ORTOSERVEI RACING YAMAHA							5	1:56.473	30.946	44.092	41.435	121.6	9:51.364
1	2:11.392	38.325	47.121	45.946	107.8	2:11.392	6	1:57.910	31.317	44.248	42.345	120.1	11:49.274	
2	2:07.412	34.321	46.839	46.252	111.1	4:18.804	7	1:56.160	31.279	43.298	41.583	121.9	13:45.434	
3	2:08.318	35.008	47.563	45.747	110.3	6:27.122	8	1:56.327	30.962	43.463	41.902	121.7	15:41.761	
4	2:09.338	34.811	48.447	46.080	109.5	8:36.460	9	1:55.912	30.989	43.170	41.753	122.2	17:37.673	
5	2:08.255	34.590	48.128	45.537	110.4	10:44.715	10	1:57.480	30.876	44.389	42.215	120.5	19:35.153	
6	2:09.463	34.842	48.375	46.246	109.4	12:54.178	75 JOSE ANTONIO NEGRIN ESP							
7	2:09.427	35.111	48.122	46.194	109.4	15:03.605	VN RACING TEAM YAMAHA							
8	2:08.581	34.666	47.743	46.172	110.1	17:12.186	1	2:07.076	36.262	46.848	43.966	111.4	2:07.076	
9	2:09.921	34.950	48.785	46.186	109.0	19:22.107	2	2:02.025	33.499	45.572	42.954	116.0	4:09.101	
20	ALEJANDRO DE LA CRUZ ESP							3	2:02.788	33.787	45.736	43.265	115.3	6:11.889
	PILOTOS CAPACITADOS KAWASAKI							4	2:01.346	33.228	44.889	43.229	116.7	8:13.235
1	2:05.481	35.722	45.701	44.058	112.8	2:05.481	5	2:01.267	33.087	45.029	43.151	116.8	10:14.502	
2	2:03.116	33.295	45.695	44.126	115.0	4:08.597	6	2:01.866	33.202	45.890	42.774	116.2	12:16.368	
3	2:02.664	33.974	45.275	43.415	115.4	6:11.261	7	2:02.925	33.577	45.505	43.843	115.2	14:19.293	
4	2:02.468	33.493	44.848	44.127	115.6	8:13.729	8	2:02.760	32.881	46.369	43.510	115.3	16:22.053	
5	2:01.868	33.472	45.281	43.115	116.2	10:15.597	9	2:05.088	34.839	46.354	43.895	113.2	18:27.141	
6	2:01.540	32.639	45.735	43.166	116.5	12:17.137	10	2:09.885	35.367	47.629	46.889	109.0	20:37.026	
7	2:01.337	33.199	45.100	43.038	116.7	14:18.474								
8	2:01.779	33.180	44.878	43.721	116.3	16:20.253								
9	2:05.141	33.961	46.783	44.397	113.1	18:25.394								
10	2:04.895	34.423	45.801	44.671	113.4	20:30.289								
26	JULIO MIRANDA ESP													
	YAMAHA CANARIAS YAMAHA													
1	2:00.584	32.899	45.367	42.318	117.4	2:00.584								
2	1:58.509	31.340	44.358	42.811	119.5	3:59.093								
3	1:58.302	32.011	43.988	42.303	119.7	5:57.395								
4	1:57.204	31.445	44.278	41.481	120.8	7:54.599								
5	1:55.284	30.093	43.230	41.961	122.8	9:49.883								
6	1:56.207	30.985	43.085	42.137	121.8	11:46.090								
7	1:58.729	33.430	43.588	41.711	119.3	13:44.819								
8	1:57.893	30.958	43.439	43.496	120.1	15:42.712								
9	1:55.770	30.658	42.866	42.246	122.3	17:38.482								
10	1:58.018	30.333	43.942	43.743	120.0	19:36.500								
43	ANTONIO MONTOYA ESP													
	MÁXIMO MOTO RACING TEAM YAMAHA													
1	1:58.804	33.336	44.335	41.133	119.2	1:58.804								
2	1:54.659	30.741	42.466	41.452	123.5	3:53.463								
3	1:54.415	31.033	42.456	40.926	123.7	5:47.878								
4	1:54.465	30.608	43.225	40.632	123.7	7:42.343								
5	1:53.483	30.672	42.181	40.630	124.8	9:35.826								
6	1:53.634	30.676	42.139	40.819	124.6	11:29.460								
7	1:52.578	30.500	41.869	40.209	125.8	13:22.038								
8	1:52.227	30.195	41.902	40.130	126.2	15:14.265								
9	1:53.722	30.271	41.973	41.478	124.5	17:07.987								
10	1:52.800	30.291	41.917	40.592	125.5	19:00.787								
48	CARLOS BLANCO ESP													
	ARIZA RACING CIRCUIT													
1	1:59.429	32.541	44.427	42.461	118.6	1:59.429								
2	1:59.050	31.944	44.440	42.666	118.9	3:58.479								
3	1:58.528	31.744	44.435	42.349	119.5	5:57.007								

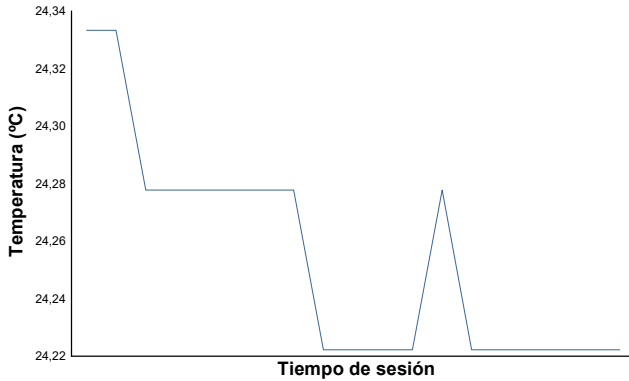




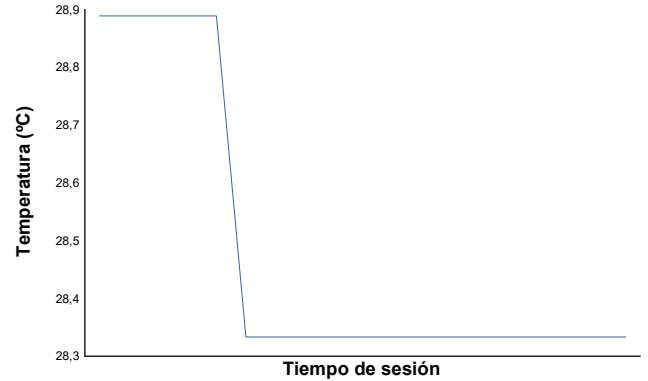
ESBK - CTO. ESPAÑA DE VELOCIDAD
Handy ESBK
CARRERA 1

Informe meteorológico

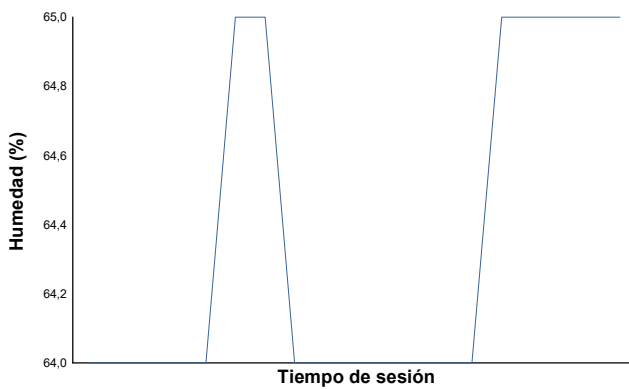
Temperatura del Aire



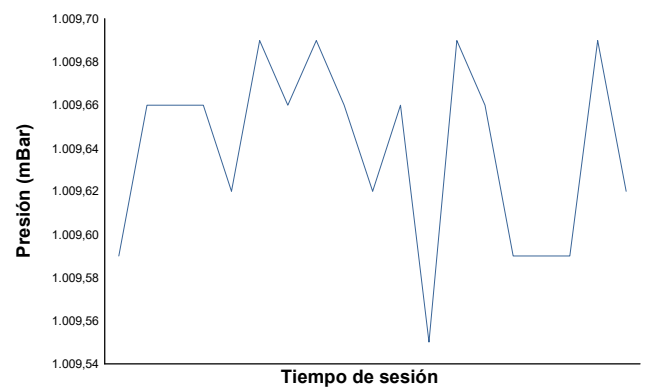
Temperatura de la Pista



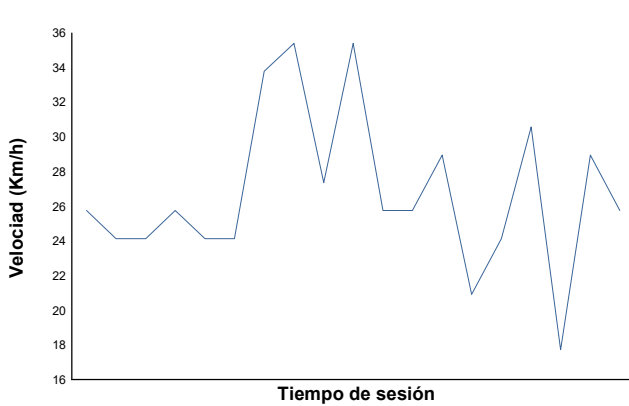
Humedad



Presión

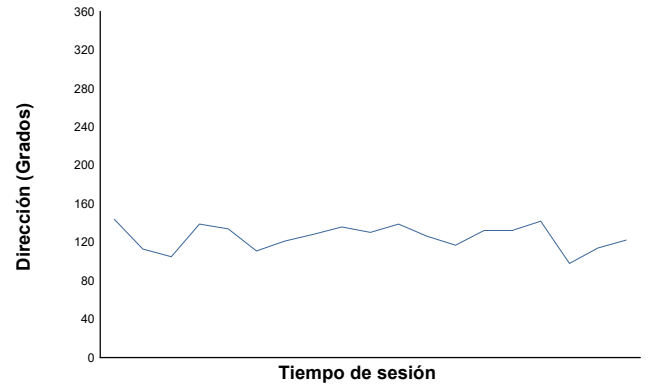


Velocidad del viento



Dirección del viento

Norte=0°/360° Este=90° Sur=180° Oeste=270°



Estado de pista: **SECO**

