

## Supersport NG ESBK ESTORIL Entrenamiento Cronometrado

### Clasificación

Nº	Piloto	Nac	Equipo	Moto	Neum.	Cl.	Tiempo	Vlt.	Total	Dif.	Km/h
1	25 ANDY VERDOIA	FRA	ARCO MOTOR UNIVERSITY TEAM	YAMAHA	Pirelli	SSNG	1:40.237	7	11	-	150.2
2	50 ONDREJ VOSTATEK	CZE	NEW2 PROJECT TEAM	YAMAHA	Pirelli	SSNG	1:40.575	11	15	+0.338	149.7
3	43 SIMON JESPERSEN	DEN	YAMAHA TEAM SCANDINAVIA	YAMAHA		SSNG	1:41.194	11	14	+0.957	148.8
4	57 DANIEL MUÑOZ	ESP	SP57 RACING TEAM	YAMAHA	Dunlop	SSNG	1:41.561	11	13	+1.324	148.2
5	76 JULIAN GIRAL	ESP	LA SCUADERIA- DUCATI CORSE		Pirelli	SSNG	1:41.619	8	13	+1.382	148.2
6	21 DEMIS MIHAILA	ITA	MOTOXRACING TEAM	YAMAHA	Pirelli	SSNG	1:41.758	12	14	+1.521	148.0
7	37 MAURO GONZALEZ	ESP	YAMAHA GV STRATOS	YAMAHA	Pirelli	SSNG	1:41.967	11	13	+1.730	147.6
8	19 JOAN DIAZ	ESP	I+DENT RACING TEAM	YAMAHA	Pirelli	SSNG	1:42.252	12	12	+2.015	147.2
9	67 CARLOS VALLE	ESP	YAMAHA GV STRATOS	YAMAHA		SSNG	1:42.724	12	14	+2.487	146.6
10	4 ERIC FERNANDEZ	ESP	TEAM SPEED RACING		Pirelli	SSNG	1:42.956	4	6	+2.719	146.2
11	91 BORJA JIMENEZ	ESP	TEAM SPEED RACING		Pirelli	SSNG	1:42.971	13	13	+2.734	146.2
12	58 ADRIAN RODRIGUEZ	ESP	EASYRACE TEAM	YAMAHA	Dunlop	STCK60C	1:42.996	13	15	+2.759	146.2
13	54 JESUS RIOS	ESP	MRE TALENT			STCK60C	1:42.999	13	14	+2.762	146.2
14	52 GUILLEM ERILL	ESP	DEZA - BOX 77	KAWASAKI	Pirelli	SSNG	1:43.037	14	15	+2.800	146.1
15	92 NIL ROIG	ESP	MOTAP RACING TEAM	YAMAHA		SSNG	1:43.080	14	15	+2.843	146.1
16	11 JARED KARL SCHULTZ	RSA	ASAPMOTORSPORT	YAMAHA	Pirelli	SSNG	1:43.107	6	9	+2.870	146.0
17	17 RUBEN ROMERO	ESP	ILUSION RACING	YAMAHA	Dunlop	STCK60C	1:43.295	9	14	+3.058	145.7
18	34 HARRY KHOURI	AUS	ANDOTRANS TEAM TORRENTÓ	YAMAHA		SSNG	1:43.429	11	12	+3.192	145.6
19	14 COREY TINKER	GBR	EASYRACE TEAM	YAMAHA	Dunlop	STCK60C	1:43.623	13	15	+3.386	145.3
20	64 DAVIDE FABBRI	ITA	I+DENT RACING TEAM	YAMAHA	Dunlop	SSNG	1:43.794	12	14	+3.557	145.0
21	7 MANUEL ROCCA	ITA	ZIVI MOTOR CORSE	YAMAHA	Pirelli	STCK60C	1:43.867	9	14	+3.630	144.9
22	18 CESAR PARRILLA	ESP	FAU55 RACING - FAMILY CASH	YAMAHA	Dunlop	STCK60C	1:44.195	12	13	+3.958	144.5
23	81 JOAN SANTOS	ESP	YAMAHA GV STRATOS	YAMAHA	Pirelli	STCK60C	1:44.238	14	14	+4.001	144.4
24	10 PEDRO M. DA SILVA	POR	STAND OS PUTOS RACING TEAM	YAMAHA	Dunlop	STCK60C	1:44.652	12	14	+4.415	143.9
25	8 ABDULLA N. AL-QUBAIS	QAT	ANDOTRANS TEAM TORRENTÓ	YAMAHA	Dunlop	SSNG	1:44.684	13	13	+4.447	143.8
26	47 TIBOR E. VARGA	HUN	MDR COMPETICION	YAMAHA	Pirelli	STCK60C	1:44.927	10	14	+4.690	143.5
27	29 ANDRE PIRES	POR	ARCO MOTOR UNIVERSITY TEAM	YAMAHA	Pirelli	STCK60C	1:45.231	11	13	+4.994	143.1
28	73 ALESSIO GUARNIERI	ITA	I+DENT RACING TEAM	YAMAHA	Pirelli	STCK60C	1:45.745	5	13	+5.508	142.4
29	26 FRANCISCO J. RUIZ	ESP	MDR COMPETICION	YAMAHA		STCK60C	1:46.377	2	3	+6.140	141.5
30	9 JAVIER DEL OLMO	ESP	KAWASAKI PALMETO PL RACING	KAWASAKI	Dunlop	STCK60C	1:46.769	13	15	+6.532	141.0
31	53 CHARLY MALTERRE	FRA	ILUSION RACING	YAMAHA	Dunlop	STCK60C	1:46.924	13	14	+6.687	140.8
32	90 JASSIM G. AL THANI	QAT	VRC TEAM	YAMAHA	Dunlop	SSNG	1:47.193	3	14	+6.956	140.4
33	45 AFONSO CRUZ	POR	ALMA RACING TEAM	YAMAHA		SSNG	1:47.718	11	13	+7.481	139.8
34	60 ISAAC RUVINHO	POR	TEAM MOTOCLUBE LOULÉ	KAWASAKI	Dunlop	STCK60C	1:48.776	14	14	+8.539	138.4

■ Tiempo máx: 1:50.260

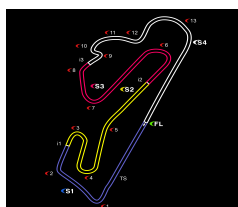
38 OLA NESBAKKEN ESP YAMAHA TEAM SCANDINAVIA YAMAHA Pirelli STCK60C

Vuelta rápida: Vlt. 7 ANDY VERDOIA 1:40.237 150.2 Km/h

Hora de publicación: 12:40

Estado de pista: **SECO**

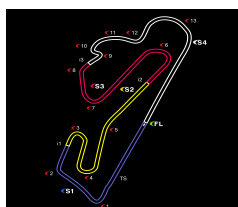
<p><b>Director de Carrera</b> João Pedro Lima</p> 	<p><b>Timekeeper</b></p>
---	--------------------------



**Supersport NG**  
**ESBK ESTORIL**  
Entrenamiento Cronometrado  
Vuelta a vuelta

— Vuelta invalidada ■ Mejor Personal ■ Mejor de la sesión ■ B Cruzando por el pit lane

Vlt.	Nombre	Equipo	Sector 1	Sector 2	Sector 3	Sector 4	T. Sesión	Vlt.	Nombre	Equipo	Sector 1	Sector 2	Sector 3	Sector 4	T. Sesión
<b>4</b>	<b>ERIC FERNANDEZ</b>	ESP						13	<b>1:46.769</b>	POR	21.063	26.742	24.915	<b>34.049</b>	27:05.247
	TEAM SPEED RACING							14	1:47.521		21.179	26.858	25.263	34.221	28:52.768
	1	2:38.792	1:07.714	27.675	29.600	33.803	2:38.792	15	1:48.550		21.322	27.522	25.199	34.507	30:41.318
	2	1:44.665	21.231	26.110	24.286	33.038	4:23.457								
	3	1:43.028	<b>20.297</b>	25.809	24.190	<b>32.732</b>	6:06.485								
	4	<b>1:42.956</b>	20.477	<b>25.639</b>	<b>24.063</b>	32.777	7:49.441								
	5	1:52.646	20.822	25.692	25.057	41.075	9:42.087								
	6	9:11.128	7:46.960	26.774	24.492	32.902	18:53.215								
<b>7</b>	<b>MANUEL ROCCA</b>	ITA						<b>10</b>	<b>PEDRO M. DA SILVA</b>	POR					
	ZIVI MOTOR CORSE	YAMAHA							STAND OS PUTOS RACING TEAM	YAMAHA					
	1	2:54.164	1:27.684	27.410	25.119	33.951	2:54.164	1	2:07.090		38.950	28.665	25.519	33.956	2:07.090
	2	1:45.763	20.848	26.733	24.609	33.573	4:39.927	2	1:46.294		20.988	26.441	24.737	34.128	3:53.384
	3	1:45.581	20.867	26.634	24.593	33.487	6:25.508	3	1:46.482		21.632	26.695	24.739	33.416	5:39.866
	4	1:57.981	20.894	26.632	25.311	45.144	8:23.489	4	1:45.078		20.784	<b>26.298</b>	24.630	33.366	7:24.944
	5	3:49.382	2:24.368	26.898	24.659	33.457	12:12.871	5	1:46.126		20.811	26.426	24.802	34.087	9:11.070
	6	<b>1:45.311</b>	20.738	26.369	24.474	33.730	13:58.182	6	1:45.541		20.795	26.507	24.750	33.489	10:56.611
	7	1:44.306	20.695	26.208	24.308	33.095	15:42.488	7	1:59.254		22.105	27.387	25.736	44.026	12:55.865
	8	1:50.900	23.117	26.565	24.423	36.795	17:33.388	8	5:40.869		4:00.740	28.821	27.073	44.235	18:36.734
	9	<b>1:43.867</b>	<b>20.455</b>	<b>26.138</b>	<b>24.185</b>	33.089	19:17.255	9	2:38.673		1:10.403	29.612	25.031	33.627	21:15.407
	10	1:43.989	20.538	26.180	24.208	<b>33.063</b>	21:01.244	10	1:45.121		20.737	26.376	24.700	33.308	23:00.528
	11	2:01.246	25.110	26.584	24.636	44.916	23:02.490	11	1:45.497		20.726	26.640	24.668	33.463	24:46.025
	12	4:09.665	2:45.073	26.730	24.583	33.279	27:12.155	12	<b>1:44.652</b>		<b>20.718</b>	26.344	<b>24.520</b>	<b>33.070</b>	26:30.677
	13	1:44.186	20.586	26.254	24.242	33.104	28:56.341	13	1:46.341		20.949	26.578	25.216	33.598	28:17.018
	14	1:45.106	20.876	26.215	24.509	33.506	30:41.447	14	1:45.060		20.895	26.393	24.566	33.206	30:02.078
<b>8</b>	<b>ABDULLA N. AL-QUBAIS</b>	QAT						<b>11</b>	<b>JARED KARL SCHULTZ</b>	RSA					
	ANDOTRANS TEAM TORRENTÓ	YAMAHA							ASAPMOTORSPORT	YAMAHA					
	1	2:36.749	1:08.356	28.095	26.358	33.940	2:36.749	1	3:11.559		1:45.828	27.125	25.157	33.449	3:11.559
	2	1:46.945	21.241	26.528	25.485	33.691	4:23.694	2	1:43.833		20.596	25.920	24.374	32.943	4:55.392
	3	1:46.169	21.096	26.268	25.092	33.713	6:09.863	3	1:43.289		20.430	25.809	24.255	32.795	6:38.681
	4	1:46.684	21.228	26.345	25.411	33.700	7:56.547	4	1:43.394		20.610	25.800	<b>24.095</b>	32.889	8:22.075
	5	1:50.260	21.266	29.084	26.235	33.675	9:46.807	5	1:43.535		20.376	25.755	24.462	32.942	10:05.610
	6	1:50.251	20.966	28.419	27.089	33.777	11:37.058	6	<b>1:43.107</b>		20.372	25.748	24.227	<b>32.760</b>	11:48.717
	7	1:45.798	20.902	26.469	24.876	33.551	13:22.856	7	1:55.634		20.966	26.684	25.284	42.700	13:44.351
	8	1:56.399	21.310	27.959	25.348	41.782	15:19.255	8	5:45.175		4:20.685	26.787	24.660	33.043	19:29.526
	9	8:12.136	6:43.185	29.819	25.455	33.677	23:31.391	9	1:43.522		<b>20.274</b>	26.318	24.127	32.803	21:13.048
	10	1:45.274	<b>20.314</b>	26.279	25.002	33.679	25:16.665								
	11	1:45.350	20.729	26.199	24.983	33.439	27:02.015								
	12	1:50.738	24.809	27.524	24.947	33.458	28:52.753								
	13	<b>1:44.684</b>	20.554	<b>26.006</b>	<b>24.841</b>	<b>33.283</b>	30:37.437								
<b>9</b>	<b>JAVIER DEL OLMO</b>	ESP						<b>14</b>	<b>COREY TINKER</b>	GBR					
	KAWASAKI PALMETO PL RACING	KAWASAKI							EASYRACE TEAM	YAMAHA					
	1	2:14.038	45.027	28.228	25.697	35.086	2:14.038	1	2:03.584		34.341	27.659	24.952	36.632	2:03.584
	2	1:48.184	21.361	27.164	25.088	34.571	4:02.222	2	1:44.938		20.978	26.363	24.503	33.094	3:48.522
	3	1:47.543	21.236	27.031	25.027	34.249	5:49.765	3	1:44.365		20.492	26.188	24.437	33.248	5:32.887
	4	1:47.219	21.101	26.800	<b>24.796</b>	34.522	7:36.984	4	2:01.632		25.197	26.707	24.790	44.938	7:34.519
	5	1:47.044	21.177	26.774	24.983	34.110	9:24.028	5	5:18.710		3:50.438	27.914	26.386	33.972	12:53.229
	6	1:56.679	21.286	26.848	25.023	43.522	11:20.707	6	1:44.020		20.532	26.285	<b>24.222</b>	32.981	14:37.249
	7	4:59.392	3:30.529	28.365	25.821	34.677	16:20.099	7	1:45.480		21.160	26.501	24.622	33.197	16:22.729
	8	1:48.330	21.302	27.120	25.218	34.690	18:08.429	8	1:44.232		20.440	<b>25.977</b>	24.697	33.118	18:06.961
	9	1:46.960	<b>21.035</b>	<b>26.690</b>	25.037	34.198	19:55.389	9	1:43.971		20.385	26.026	24.424	33.136	19:50.932
	10	1:48.210	22.286	26.908	24.960	34.056	21:43.599	10	1:44.137		20.661	26.270	24.243	32.963	21:35.069
	11	1:47.682	21.173	26.949	25.447	34.113	23:31.281	11	1:51.244		20.447	26.129	30.125	34.543	23:26.313
	12	1:47.197	21.222	26.706	25.066	34.203	25:18.478	12	1:44.388		<b>20.382</b>	26.150	24.596	33.260	25:10.701
								13	<b>1:43.623</b>		20.412	25.982	24.293	<b>32.936</b>	26:54.324
								14	1:45.181		20.633	26.415	24.663	33.470	28:39.505
								15	1:44.248		20.497	26.079	24.372	33.300	30:23.753
<b>17</b>	<b>RUBEN ROMERO</b>	ESP						<b>17</b>	<b>RUBEN ROMERO</b>	ESP					
	ILUSION RACING	YAMAHA							ILUSION RACING	YAMAHA					
	1	2:08.312	38.435	29.280	26.297	34.300	2:08.312	1	2:08.312		38.435	29.280	26.297	34.300	2:08.312
	2	1:45.966	20.819	26.127	24.491	34.529	3:54.278	2	1:45.966		20.819	26.127	24.491	34.529	3:54.278
	3	1:54.798	20.947	27.657	24.632	41.562	5:49.076	3	1:54.798		20.947	27.657	24.632	41.562	5:49.076
	4	2:12.464	45.572	26.464	24.864	35.564	8:01.540	4	2:12.464		45.572	26.464	24.864	35.564	8:01.540



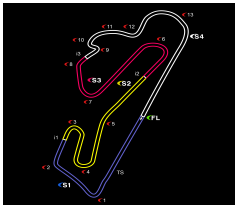
# Supersport NG ESBK ESTORIL

## Entrenamiento Cronometrado

### Vuelta a vuelta

— Vuelta invalidada ■ Mejor Personal ■ Mejor de la sesión B Cruzando por el pit lane

Vlt.	Tiempo	Sector 1	Sector 2	Sector 3	Sector 4	T. Sesión	Vlt.	Tiempo	Sector 1	Sector 2	Sector 3	Sector 4	T. Sesión
5	1:43.900	20.551	25.874	24.221	33.254	9:45.440	14	1:56.087	25.832	28.444	26.064	35.747	30:32.554
6	1:43.603	20.645	25.954	<b>24.121</b>	32.883	11:29.043	<b>25</b> <b>ANDY VERDOIA</b> FRA						
7	1:54.227 B	21.095	26.122	25.946	41.064	13:23.270	ARCO MOTOR UNIVERSITY TEAM YAMAHA						
8	5:10.126	3:45.293	27.016	24.535	33.282	18:33.396	1	3:17.762	1:49.306	26.762	27.648	34.046	3:17.762
9	<b>1:43.295</b>	20.684	<b>25.817</b>	24.155	<b>32.639</b>	20:16.691	2	1:40.476	19.890	25.289	23.420	31.877	4:58.238
10	1:45.594	20.541	25.863	25.818	33.372	22:02.285	3	1:40.422	19.853	25.311	23.422	<b>31.836</b>	6:38.660
11	1:43.498	<b>20.497</b>	25.937	24.215	32.849	23:45.783	4	1:40.583	19.909	25.325	<b>23.333</b>	32.016	8:19.243
12	1:57.273 B	25.005	26.622	24.859	40.787	25:43.056	5	1:52.643 B	21.377	26.419	23.582	41.265	10:11.886
13	3:00.011	1:35.424	26.675	24.678	33.234	28:43.067	6	12:15.804	...	27.478	25.690	32.959	22:27.690
14	1:44.981	20.710	26.217	24.396	33.658	30:28.048	7	<b>1:40.237</b>	<b>19.765</b>	<b>25.240</b>	23.356	31.876	24:07.927
<b>18</b> <b>CESAR PARRILLA</b> ESP						<b>26</b> <b>FRANCISCO J. RUIZ</b> ESP							
FAU55 RACING - FAMILY CASH YAMAHA						MDR COMPETICION YAMAHA							
1	2:07.509	41.881	27.133	25.137	33.358	2:07.509	1	2:06.749	38.648	28.684	25.446	<b>33.971</b>	2:06.749
2	1:45.595	20.911	26.377	24.772	33.535	3:53.104	2	<b>1:46.377</b>	20.949	26.272	24.982	34.174	3:53.126
3	1:45.094	21.028	26.267	24.514	33.285	5:38.198	3	1:49.711	21.726	28.584	25.367	34.034	5:42.837
4	1:47.020	23.189	26.392	24.623	32.816	7:25.218	<b>29</b> <b>ANDRE PIRES</b> POR						
5	1:44.976	20.979	26.180	24.775	33.042	9:10.194	ARCO MOTOR UNIVERSITY TEAM YAMAHA						
6	1:44.573	20.829	<b>26.164</b>	24.588	32.992	10:54.767	1	2:37.971	1:07.080	29.236	27.077	34.578	2:37.971
7	1:55.423 B	20.971	27.205	25.692	41.555	12:50.190	2	1:48.079	21.787	26.949	25.348	33.995	4:26.050
8	8:35.376	7:09.360	27.671	24.983	33.362	21:25.566	3	1:46.601	21.026	26.627	25.192	33.756	6:12.651
9	1:44.458	20.929	26.291	24.405	32.833	23:10.024	4	1:49.342	21.177	26.598	25.444	36.123	8:01.993
10	1:44.366	20.933	26.224	24.475	<b>32.734</b>	24:54.390	5	1:47.254	21.216	26.771	25.479	33.788	9:49.247
11	1:44.306	20.868	26.245	24.417	32.776	26:38.696	6	1:47.476	21.314	27.246	25.187	33.729	11:36.723
12	<b>1:44.195</b>	<b>20.745</b>	26.182	<b>24.364</b>	32.904	28:22.891	7	1:47.239	21.598	26.741	25.148	33.752	13:23.962
13	2:07.801	29.453	29.706	26.858	41.784	30:30.692	8	2:04.714 B	22.896	28.397	25.837	47.584	15:28.676
<b>19</b> <b>JOAN DIAZ</b> ESP						<b>34</b> <b>HARRY KHOURI</b> AUS							
I+DENT RACING TEAM YAMAHA						ANDOTRANS TEAM TORRENTÓ YAMAHA							
1	2:35.736	1:05.602	27.578	27.711	34.845	2:35.736	1	2:39.669	1:14.338	26.609	25.368	33.354	2:39.669
2	1:43.850	20.636	25.972	24.192	33.050	4:19.586	2	1:44.302	20.572	26.389	24.256	33.085	4:23.971
3	1:43.174	20.408	25.732	24.065	32.969	6:02.760	3	<b>1:43.355</b>	20.512	<b>25.780</b>	24.125	32.938	6:07.326
4	1:43.663	20.385	25.873	24.345	33.060	7:46.423	4	1:43.520	20.610	25.840	24.097	32.973	7:50.846
5	1:42.921	20.320	25.727	24.076	32.798	9:29.344	5	1:44.275	20.580	26.299	24.190	33.206	9:35.121
6	1:58.045 B	20.435	26.433	24.403	46.774	11:27.389	6	1:43.485	20.390	25.938	24.107	33.050	11:18.606
7	6:46.263	5:21.590	27.213	24.618	32.842	18:13.652	7	1:54.489 B	21.905	26.598	24.420	41.566	13:13.095
8	1:42.517	<b>20.212</b>	<b>25.570</b>	24.081	32.654	19:56.169	8	10:11.893	8:43.774	26.504	27.022	34.593	23:24.988
9	1:42.386	20.460	25.590	23.815	32.521	21:38.555	9	<b>1:43.223</b>	20.491	25.898	23.997	<b>32.837</b>	25:08.211
10	1:55.859 B	20.299	25.809	25.477	44.274	23:34.414	10	<b>1:43.517</b>	20.326	26.034	24.137	33.020	26:51.728
11	4:43.786	3:18.552	27.565	24.907	32.762	28:18.200	11	<b>1:43.429</b>	20.741	25.876	<b>23.916</b>	32.896	28:35.157
12	<b>1:42.252</b>	20.326	25.733	<b>23.763</b>	<b>32.430</b>	30:00.452	12	1:43.467	<b>20.307</b>	25.838	24.078	33.244	30:18.624
<b>21</b> <b>DEMIS MIHAILA</b> ITA						<b>37</b> <b>MAURO GONZALEZ</b> ESP							
MOTOXRACING TEAM YAMAHA						YAMAHA GV STRATOS YAMAHA							
1	2:03.944	33.534	27.536	24.834	38.040	2:03.944	1	1:51.005	27.432	26.371	24.355	32.847	1:51.005
2	1:43.273	20.798	25.882	23.874	32.719	3:47.217	2	1:42.993	20.335	25.872	24.059	32.727	3:33.998
3	1:42.009	20.205	25.678	23.732	<b>32.394</b>	5:29.226							
4	1:42.063	<b>19.962</b>	25.596	23.855	32.650	7:11.289							
5	1:43.206	20.132	25.769	24.604	32.701	8:54.495							
6	1:51.905 B	20.583	26.251	24.361	40.710	10:46.400							
7	7:19.864	5:44.089	30.150	32.517	33.108	18:06.264							
8	1:42.440	20.179	25.698	23.994	32.569	19:48.704							
9	1:41.892	20.041	25.556	23.792	32.503	21:30.596							
10	1:55.384	20.460	28.892	31.123	34.909	23:25.980							
11	1:44.910	20.343	26.222	24.717	33.628	25:10.890							
12	<b>1:41.758</b>	20.010	<b>25.543</b>	<b>23.712</b>	32.493	26:52.648							
13	1:43.819	20.450	26.324	24.187	32.858	28:36.467							

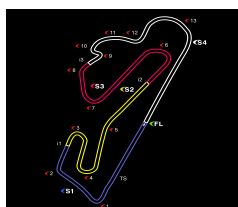


**Supersport NG**  
**ESBK ESTORIL**  
Entrenamiento Cronometrado  
Vuelta a vuelta

— Vuelta invalidada    ■ Mejor Personal    ■ Mejor de la sesión    B Cruzando por el pit lane

Vlt.	Tiempo	Sector 1	Sector 2	Sector 3	Sector 4	T. Sesión	Vlt.	Tiempo	Sector 1	Sector 2	Sector 3	Sector 4	T. Sesión
3	1:42.690	20.187	25.842	23.983	32.678	5:16.688	11	1:54.562	22.537	29.681	26.811	35.533	25:54.635
4	1:51.851 <b>B</b>	20.252	25.840	23.904	41.855	7:08.539	12	1:57.680	24.677	29.133	27.926	35.944	27:52.315
5	3:40.966	2:17.900	26.082	24.112	32.872	10:49.505	13	1:51.518	21.470	26.807	29.832	33.409	29:43.833
6	1:42.386	20.238	25.781	23.887	32.480	12:31.891	14	1:47.298	<b>20.719</b>	26.221	26.349	34.009	31:31.131
7	1:42.164	20.143	25.741	<b>23.760</b>	32.520	14:14.055	<b>50 ONDREJ VOSTATEK</b> CZE						
8	<b>1:42.189</b>	20.146	25.808	23.824	<b>32.411</b>	15:56.244	NEW2 PROJECT TEAM YAMAHA						
9	2:02.088 <b>B</b>	23.146	27.373	27.231	44.338	17:58.332	1	1:55.791	33.593	25.962	23.762	32.474	1:55.791
10	6:41.845	5:11.980	27.578	29.484	32.803	24:40.177	2	1:41.225	20.093	25.448	23.476	32.208	3:37.016
11	<b>1:41.967</b>	<b>19.991</b>	<b>25.669</b>	23.826	32.481	26:22.144	3	1:40.960	19.823	<b>25.356</b>	23.469	32.312	5:17.976
12	1:42.578	20.061	25.847	23.882	32.788	28:04.722	4	1:41.309	19.960	25.373	23.511	32.465	6:59.285
13	2:05.737	26.795	29.681	28.699	40.562	30:10.459	5	1:41.331	19.923	25.485	23.512	32.411	8:40.616
<b>43 SIMON JESPERSEN</b> DEN							YAMAHA TEAM SCANDINAVIA YAMAHA						
1	3:26.492	2:01.852	26.823	24.467	33.350	3:26.492	6	1:56.149 <b>B</b>	21.012	26.671	24.504	43.962	10:36.765
2	1:42.305	20.169	25.501	23.898	32.737	5:08.797	7	6:55.463	5:23.594	29.897	23.774	38.198	17:32.228
3	1:41.525	20.059	25.441	23.685	32.340	6:50.322	8	1:41.036	19.996	25.380	23.445	32.215	19:13.264
4	1:42.316	20.168	25.587	23.742	32.819	8:32.638	9	1:45.416	23.344	25.768	23.665	32.639	20:58.680
5	1:41.419	20.046	25.350	23.673	32.350	10:14.057	10	1:40.884	<b>19.783</b>	25.459	23.389	32.253	22:39.564
6	2:02.196 <b>B</b>	20.010	30.768	25.275	46.143	12:16.253	11	<b>1:40.575</b>	19.804	25.380	<b>23.326</b>	<b>32.065</b>	24:20.139
7	7:12.545	5:46.204	28.088	25.074	33.179	19:28.798	12	<b>1:42.998</b>	20.333	25.856	24.110	32.699	26:03.137
8	1:43.114	20.125	26.880	23.885	32.224	21:11.912	13	1:41.389	19.953	25.429	23.631	32.376	27:44.526
9	1:41.347	<b>19.903</b>	<b>25.290</b>	23.818	32.336	22:53.259	14	1:43.854	20.643	25.678	24.595	32.938	29:28.380
10	1:44.825	20.003	26.186	26.401	32.235	24:38.084	15	<b>1:42.800</b>	20.147	25.725	23.949	32.979	31:11.180
11	<b>1:41.194</b>	20.014	25.308	<b>23.592</b>	32.280	26:19.278	<b>52 GUILLEM ERILL</b> ESP						
12	1:41.415	20.071	25.349	23.596	32.399	28:00.693	DEZA - BOX 77 KAWASAKI						
13	1:41.342	20.141	25.366	23.629	<b>32.206</b>	29:42.035	1	2:25.739	57.759	27.915	26.031	34.034	2:25.739
14	1:47.644	23.236	26.444	24.456	33.508	31:29.679	2	1:46.197	21.092	26.527	25.102	33.476	4:11.936
<b>45 AFONSO CRUZ</b> POR							ALMA RACING TEAM YAMAHA						
1	2:49.698	1:20.391	27.912	26.047	35.348	2:49.698	3	1:45.916	20.825	26.350	24.796	33.945	5:57.852
2	1:49.995	22.037	27.327	25.380	35.251	4:39.693	4	1:44.780	20.638	26.111	24.613	33.418	7:42.632
3	1:49.343	21.702	27.398	25.351	34.892	6:29.036	5	1:44.718	20.693	26.247	24.678	33.100	9:27.350
4	1:49.531	21.718	27.179	25.370	35.264	8:18.567	6	1:52.197 <b>B</b>	20.517	26.165	24.494	41.021	11:19.547
5	1:49.531	21.851	<b>27.027</b>	25.418	35.235	10:08.098	7	5:03.656	3:35.013	28.325	27.175	33.143	16:23.203
6	1:49.688	21.604	27.196	25.705	35.183	11:57.786	8	1:44.057	20.499	25.981	24.405	33.172	18:07.260
7	1:48.679	21.656	27.257	25.173	34.593	13:46.465	9	1:43.661	20.510	25.951	24.278	32.922	19:50.921
8	2:02.341 <b>B</b>	21.664	28.417	25.862	46.398	15:48.806	10	1:43.082	<b>20.303</b>	25.921	<b>24.188</b>	32.670	21:34.003
9	7:03.396	5:34.840	27.691	25.783	35.082	22:52.202	11	1:51.458	20.321	25.972	31.600	33.565	23:25.461
10	1:49.715	21.965	27.422	25.352	34.976	24:41.917	12	1:47.334	20.389	26.254	27.604	33.087	25:12.795
11	<b>1:47.718</b>	<b>21.288</b>	27.113	<b>25.074</b>	<b>34.243</b>	26:29.635	13	1:43.912	20.420	26.128	24.387	32.977	26:56.707
12	1:54.775	21.463	27.159	31.215	34.938	28:24.410	14	<b>1:43.037</b>	20.307	<b>25.870</b>	24.206	<b>32.654</b>	28:39.744
13	1:49.146	21.595	27.229	25.574	34.748	30:13.556	15	1:44.482	20.475	26.510	24.700	32.797	30:24.226
<b>47 TIBOR E. VARGA</b> HUN							<b>53 CHARLY MALTERRE</b> FRA						
MDR COMPETICION YAMAHA							ILUSION RACING YAMAHA						
1	2:38.203	1:09.760	28.233	25.954	34.256	2:38.203	1	2:04.653	33.706	28.260	27.585	35.102	2:04.653
2	1:46.480	21.151	26.481	25.332	33.516	4:24.683	2	1:48.437	21.617	27.067	25.368	34.385	3:53.090
3	1:45.612	20.865	26.193	24.958	33.596	6:10.295	3	1:47.890	21.514	27.157	25.187	<b>34.032</b>	5:40.980
4	1:46.633	21.089	26.370	25.280	33.894	7:56.928	4	1:47.319	21.100	26.798	25.152	34.269	7:28.299
5	1:52.664	21.304	28.915	28.967	33.478	9:49.592	5	1:48.154	21.101	27.063	25.461	34.529	9:16.453
6	1:45.882	21.202	26.625	24.655	33.400	11:35.474	6	2:02.026 <b>B</b>	21.383	29.752	26.173	44.718	11:18.479
7	2:10.983 <b>B</b>	24.421	27.017	35.054	44.491	13:46.457	7	6:55.016	5:27.185	27.682	25.749	34.400	18:13.495
8	6:43.091	5:15.061	27.723	25.783	34.524	20:29.548	8	1:47.117	<b>21.025</b>	26.836	25.178	34.078	20:00.612
9	1:45.598	21.033	26.462	24.780	33.323	22:15.146	9	1:48.213	21.087	27.198	25.438	34.490	21:48.825
10	<b>1:44.927</b>	20.965	<b>26.117</b>	<b>24.630</b>	<b>33.215</b>	24:00.073	10	1:48.404	21.124	26.865	25.180	35.235	23:37.229
							11	1:47.395	21.060	26.907	25.258	34.170	25:24.624
							12	1:50.702	24.143	27.304	25.173	34.082	27:15.326
							13	<b>1:46.924</b>	21.037	26.784	<b>25.004</b>	34.099	29:02.250
							14	1:47.047	21.123	<b>26.737</b>	25.086	34.101	30:49.297

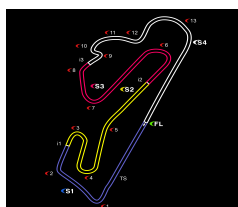




# Supersport NG ESBK ESTORIL Entrenamiento Cronometrado Vuelta a vuelta

— Vuelta invalidada    ■ Mejor Personal    ■ Mejor de la sesión    B Cruzando por el pit lane

Vlt.	Tiempo	Sector 1	Sector 2	Sector 3	Sector 4	T. Sesión	Vlt.	Tiempo	Sector 1	Sector 2	Sector 3	Sector 4	T. Sesión
<b>54</b> JESUS RIOS ESP							MRE TALENT						
1	2:39.382	1:13.355	27.044	25.408	33.575	2:39.382	4	1:50.023	21.729	27.719	25.790	34.785	7:48.749
2	1:46.201	21.120	26.660	24.939	33.482	4:25.583	5	1:50.132	22.380	27.457	25.480	34.815	9:38.881
3	1:45.267	20.888	26.202	24.803	33.374	6:10.850	6	1:49.715	21.912	27.532	25.534	34.737	11:28.596
4	1:45.551	20.797	26.265	24.683	33.806	7:56.401	7	1:49.189	21.794	27.408	25.445	34.542	13:17.785
5	2:03.870B	22.653	27.618	25.044	48.555	10:00.271	8	2:14.169B	30.941	28.042	30.098	45.088	15:31.954
6	7:17.340	5:51.284	27.477	24.982	33.597	17:17.611	9	6:34.630	4:57.565	32.352	29.470	35.243	22:06.584
7	1:44.295	20.678	26.186	24.441	32.990	19:01.906	10	1:49.703	21.678	27.548	25.540	34.937	23:56.287
8	1:44.007	<b>20.398</b>	26.161	24.409	33.039	20:45.913	11	1:55.178	26.817	27.755	25.795	34.811	25:51.465
9	1:43.975	20.680	25.983	24.375	32.937	22:29.888	12	1:49.345	21.609	27.467	25.562	34.707	27:40.810
10	1:43.853	20.640	25.942	24.288	32.983	24:13.741	13	1:49.186	<b>21.590</b>	27.358	25.596	34.642	29:29.996
11	1:50.343	22.965	29.036	25.220	33.122	26:04.084	14	<b>1:48.776</b>	21.792	<b>27.233</b>	<b>25.337</b>	<b>34.414</b>	31:18.772
12	1:43.306	20.639	25.857	24.333	32.477	27:47.390							
13	<b>1:42.999</b>	20.471	25.863	24.276	<b>32.389</b>	29:30.389							
14	1:44.022	20.706	<b>25.776</b>	<b>24.258</b>	33.282	31:14.411							
<b>57</b> DANIEL MUÑOZ ESP							SP57 RACING TEAM YAMAHA						
1	2:04.951	39.803	27.645	24.408	33.095	2:04.951							
2	1:42.808	20.581	25.712	23.832	32.683	3:47.759							
3	1:41.793	20.132	25.594	23.718	<b>32.349</b>	5:29.552							
4	1:42.537	20.530	25.567	23.850	32.590	7:12.089							
5	1:42.004	20.168	25.398	23.859	32.579	8:54.093							
6	1:51.264B	20.557	25.742	24.160	40.805	10:45.357							
7	10:20.303	8:57.790	25.927	24.032	32.554	21:05.660							
8	1:42.378	20.428	25.540	23.882	32.528	22:48.038							
9	1:41.652	20.070	25.590	<b>23.554</b>	32.438	24:29.690							
10	1:41.652	20.190	25.423	23.584	32.455	26:11.342							
11	<b>1:41.561</b>	20.064	25.443	23.697	32.357	27:52.903							
12	1:41.744	20.193	<b>25.353</b>	23.836	32.362	29:34.647							
13	<b>1:41.458</b>	<b>19.878</b>	25.374	23.828	32.378	31:16.105							
<b>58</b> ADRIAN RODRIGUEZ ESP							EASYPACE TEAM YAMAHA						
1	2:28.181	54.877	29.615	27.584	36.105	2:28.181							
2	1:44.378	20.752	26.154	24.186	33.286	4:12.559							
3	1:44.436	20.636	25.993	24.329	33.478	5:56.995							
4	1:44.067	20.542	25.906	24.060	33.559	7:41.062							
5	1:43.676	20.525	25.856	24.099	33.196	9:24.738							
6	1:45.922	21.084	27.162	24.423	33.253	11:10.660							
7	1:43.616	20.621	25.913	24.058	33.024	12:54.276							
8	1:43.149	20.394	25.810	24.014	<b>32.931</b>	14:37.425							
9	2:02.576B	20.985	27.653	26.560	47.378	16:40.001							
10	6:12.544	4:42.368	29.728	24.466	35.982	22:52.545							
11	1:43.552	20.418	25.884	24.124	33.126	24:36.097							
12	1:43.290	20.352	25.842	24.034	33.062	26:19.387							
13	<b>1:42.996</b>	<b>20.258</b>	25.785	<b>23.978</b>	32.975	28:02.383							
14	1:43.405	20.438	25.835	24.010	33.122	29:45.788							
15	1:43.765	20.326	<b>25.780</b>	24.406	33.253	31:29.553							
<b>60</b> ISAAC RUIVINHO POR							TEAM MOTOCLUBE LOULÉ KAWASAKI						
1	2:15.815	45.521	28.337	26.323	35.634	2:15.815							
2	1:51.853	22.178	27.898	26.279	35.498	4:07.668							
3	1:51.058	21.969	27.803	25.854	35.432	5:58.726							
<b>64</b> DAVIDE FABBRI ITA							I+DENT RACING TEAM YAMAHA						
1	2:03.784	35.445	27.367	26.053	34.919	2:03.784							
2	1:54.764	21.580	34.067	25.513	33.604	3:58.548							
3	1:45.179	20.968	26.212	24.572	33.427	5:43.727							
4	1:55.257	20.773	26.173	24.476	43.835	7:38.984							
5	1:53.293	23.901	29.081	25.940	34.371	9:32.277							
6	1:44.997	20.662	26.272	24.616	33.447	11:17.274							
7	2:02.903B	23.781	27.243	25.028	46.851	13:20.177							
8	6:51.260	5:20.985	27.219	27.927	35.129	20:11.437							
9	1:44.409	20.771	26.150	24.388	33.100	21:55.846							
10	1:47.338	20.596	26.651	25.452	34.639	23:43.184							
11	1:45.917	20.997	26.483	24.953	33.484	25:29.101							
12	<b>1:43.794</b>	<b>20.544</b>	26.061	<b>24.366</b>	<b>32.823</b>	27:12.895							
13	1:54.143	20.657	26.759	29.971	36.756	29:07.038							
14	1:44.816	20.648	<b>26.059</b>	24.637	33.472	30:51.854							
<b>67</b> CARLOS VALLE ESP							YAMAHA GV STRATOS YAMAHA						
1	1:56.683	31.665	26.926	24.559	33.533	1:56.683							
2	1:43.754	20.630	25.952	24.137	33.035	3:40.437							
3	1:43.536	20.615	25.888	24.030	33.003	5:23.973							
4	1:57.178B	21.851	26.254	24.224	44.849	7:21.151							
5	3:49.021	2:25.135	26.278	24.667	32.941	11:10.172							
6	1:42.869	20.422	25.849	<b>23.837</b>	32.761	12:53.041							
7	1:42.729	20.375	<b>25.731</b>	23.867	32.756	14:35.770							
8	1:45.126	20.445	25.755	25.937	32.989	16:20.896							
9	1:43.366	20.588	25.909	24.127	<b>32.742</b>	18:04.262							
10	2:00.556B	20.456	29.973	26.489	43.638	20:04.818							
11	4:48.558	3:23.322	27.531	24.940	32.765	24:53.376							
12	<b>1:42.724</b>	<b>20.314</b>	25.761	23.877	32.772	26:36.100							
13	1:43.397	20.513	25.851	23.923	33.110	28:19.497							
14	1:53.075	21.175	26.890	28.812	36.198	30:12.572							
<b>73</b> ALESSIO GUARNIERI ITA							I+DENT RACING TEAM YAMAHA						
1	2:04.730	36.577	27.461	26.343	34.349	2:04.730							
2	1:55.428	25.364	31.268	24.930	33.866	4:00.158							
3	1:46.313	21.313	26.470	24.587	33.943	5:46.471							
4	1:45.979	<b>20.928</b>	26.422	24.554	34.075	7:32.450							
5	<b>1:45.745</b>	21.106	26.472	<b>24.527</b>	<b>33.640</b>	9:18.195							
6	1:57.897B	20.974	26.676	24.641	45.606	11:16.092							
7	8:55.627	7:25.594	27.137	26.779	36.117	20:11.719							
8	1:50.407	21.182	<b>26.316</b>	28.790	34.119	22:02.126							
9	1:46.379	21.325	26.464	24.927	33.663	23:48.505							



# Supersport NG ESBK ESTORIL Entrenamiento Cronometrado Vuelta a vuelta

— Vuelta invalidada    ■ Mejor Personal    ■ Mejor de la sesión    B Cruzando por el pit lane

Vlt.	Tiempo	Sector 1	Sector 2	Sector 3	Sector 4	T. Sesión	Vlt.	Tiempo	Sector 1	Sector 2	Sector 3	Sector 4	T. Sesión
10	1:55.750	21.364	27.650	30.178	36.558	25:44.255	1	2:32.053	1:05.015	27.711	25.685	33.642	2:32.053
11	1:46.596	21.058	26.616	24.781	34.141	27:30.851	2	1:44.691	20.917	25.992	24.774	33.008	4:16.744
12	2:02.081	25.600	27.126	28.271	41.084	29:32.932	3	1:44.183	20.789	25.967	24.656	32.771	6:00.927
13	1:46.350	21.073	26.678	24.856	33.743	31:19.282	4	1:53.852 B	20.505	26.427	24.428	42.492	7:54.779

## 76 JULIAN GIRAL ESP

LA SCUDERIA- DUCATI CORSE

1	2:03.525	33.955	27.244	24.951	37.375	2:03.525
2	1:42.557	20.396	25.719	23.673	32.769	3:46.082
3	1:42.413	20.053	25.780	23.746	32.834	5:28.495
4	1:41.970	20.032	25.544	23.737	32.657	7:10.465
5	1:44.053	20.081	27.371	24.166	32.435	8:54.518
6	1:53.374 B	20.438	25.890	24.254	42.792	10:47.892
7	6:44.730	5:13.030	30.117	24.004	37.579	17:32.622
8	1:41.619	20.242	25.503	23.561	32.313	19:14.241
9	1:42.588	20.200	25.701	23.809	32.878	20:56.829
10	1:45.351	22.782	25.729	23.887	32.953	22:42.180
11	1:54.387 B	20.348	26.697	24.193	43.149	24:36.567
12	4:13.822	2:48.521	28.235	24.160	32.906	28:50.389
13	1:41.900	20.034	25.502	23.671	32.693	30:32.289

## 81 JOAN SANTOS ESP

YAMAHA GV STRATOS YAMAHA

1	2:03.494	35.119	27.262	25.037	36.076	2:03.494
2	1:45.934	21.493	26.344	24.745	33.352	3:49.428
3	1:45.093	20.917	26.257	24.505	33.414	5:34.521
4	1:45.298	20.919	26.379	24.475	33.525	7:19.819
5	1:45.194	20.703	26.421	24.552	33.518	9:05.013
6	1:44.572	20.678	26.284	24.266	33.344	10:49.585
7	1:44.837	20.777	26.386	24.347	33.327	12:34.422
8	1:56.045 B	20.651	26.432	24.414	44.548	14:30.467
9	7:24.674	5:58.259	28.376	24.649	33.390	21:55.141
10	1:46.466	20.926	26.770	25.392	33.378	23:41.607
11	1:44.383	20.650	26.196	24.312	33.225	25:25.990
12	1:44.272	20.692	26.167	24.251	33.162	27:10.262
13	1:44.257	20.587	26.169	24.265	33.236	28:54.519
14	1:44.238	20.498	26.223	24.281	33.236	30:38.757

## 90 JASSIM G. AL THANI QAT

VRC TEAM YAMAHA

1	2:12.455	44.349	27.881	25.676	34.549	2:12.455
2	1:47.705	21.455	26.984	24.998	34.268	4:00.160
3	1:47.193	21.654	26.928	24.831	33.780	5:47.353
4	1:47.297	21.268	26.978	24.801	34.250	7:34.650
5	1:47.714	21.473	26.906	25.160	34.175	9:22.364
6	2:04.886 B	27.147	27.073	25.324	45.342	11:27.250
7	6:50.586	5:23.667	27.437	25.271	34.211	18:17.836
8	1:48.125	21.429	27.029	25.134	34.533	20:05.961
9	1:48.579	21.970	27.294	25.218	34.097	21:54.540
10	1:48.047	21.287	26.958	25.339	34.463	23:42.587
11	1:47.547	21.527	27.035	25.087	33.898	25:30.134
12	1:48.457	21.321	27.017	25.576	34.543	27:18.591
13	1:50.389	21.728	27.731	26.173	34.757	29:08.980
14	2:14.411	26.355	28.835	35.718	43.503	31:23.391

## 91 BORJA JIMENEZ ESP

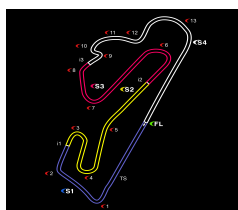
TEAM SPEED RACING

5	4:15.099	2:51.038	26.464	24.581	33.016	12:09.878
6	1:44.176	20.569	25.892	24.372	33.343	13:54.054
7	1:54.626 B	20.976	26.339	24.861	42.450	15:48.680
8	6:12.361	4:39.251	33.621	25.361	34.128	22:01.041
9	1:43.447	20.531	25.873	24.297	32.746	23:44.488
10	1:50.453	25.282	26.360	25.818	32.993	25:34.941
11	1:43.443	20.579	25.711	24.377	32.776	27:18.384
12	1:43.583	20.428	25.668	24.359	33.128	29:01.967
13	1:42.971	20.425	25.677	24.348	32.521	30:44.938

## 92 NIL ROIG ESP

MOTAP RACING TEAM YAMAHA

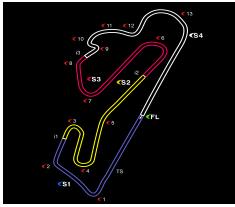
1	2:09.061	34.516	26.823	25.057	42.665	2:09.061
2	1:44.774	20.780	25.973	24.706	33.315	3:53.835
3	1:45.282	21.048	26.552	24.481	33.201	5:39.117
4	1:44.591	20.477	26.130	24.544	33.440	7:23.708
5	1:44.367	20.638	26.020	24.500	33.209	9:08.075
6	1:43.714	20.338	25.983	24.352	33.041	10:51.789
7	1:43.902	20.433	25.872	24.507	33.090	12:35.691
8	1:44.254	20.402	26.123	24.410	33.319	14:19.945
9	1:53.626	21.011	31.047	27.542	34.026	16:13.571
10	1:53.523 B	20.733	26.642	24.961	41.187	18:07.094
11	6:07.480	4:44.154	25.947	24.489	32.890	24:14.574
12	1:49.356	22.504	27.969	25.989	32.894	26:03.930
13	1:43.094	20.255	25.760	24.220	32.859	27:47.024
14	1:43.080	20.348	25.777	24.157	32.798	29:30.104
15	1:43.562	20.276	25.941	24.280	33.065	31:13.666



## Supersport NG ESBK ESTORIL Entrenamiento Cronometrado

### Mejores tiempos de sector

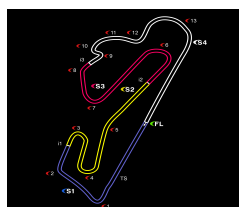
Sector 1			Sector 2		Sector 3		Sector 4		Vuelta		Mejor	
Pos	Nº Piloto	Tiempo	Nº Piloto	Tiempo	Nº Piloto	Tiempo	Nº Piloto	Tiempo	Pos	Nº	Ideal	Vuelta
1	25 A.VERDOIA	19.765	25 A.VERDOIA	25.240	50 O.VOSTATEK	23.326	25 A.VERDOIA	31.836	1	25	1:40.174	1:40.237 (1)
2	50 O.VOSTATEK	19.783	43 S.JESPERSEN	25.290	25 A.VERDOIA	23.333	50 O.VOSTATEK	32.065	2	50	1:40.530	1:40.575 (2)
3	57 D.MUÑOZ	19.878	57 D.MUÑOZ	25.353	57 D.MUÑOZ	23.554	43 S.JESPERSEN	32.206	3	43	1:40.991	1:41.194 (3)
4	43 S.JESPERSEN	19.903	50 O.VOSTATEK	25.356	76 J.GIRAL	23.561	76 J.GIRAL	32.313	4	57	1:41.134	1:41.561 (4)
5	21 D.MIHAILA	19.962	76 J.GIRAL	25.502	43 S.JESPERSEN	23.592	57 D.MUÑOZ	32.349	5	76	1:41.408	1:41.619 (5)
6	37 M.GONZALEZ	19.991	21 D.MIHAILA	25.543	21 D.MIHAILA	23.712	54 J.RIOS	32.389	6	21	1:41.611	1:41.758 (6)
7	76 J.GIRAL	20.032	19 J.DIAZ	25.570	37 M.GONZALEZ	23.760	21 D.MIHAILA	32.394	7	37	1:41.831	1:41.967 (7)
8	19 J.DIAZ	20.212	4 E.FERNANDEZ	25.639	19 J.DIAZ	23.763	37 M.GONZALEZ	32.411	8	19	1:41.975	1:42.252 (8)
9	92 N.ROIG	20.255	11 J.SCHULTZ	25.649	67 C.VALLE	23.837	19 J.DIAZ	32.430	9	67	1:42.624	1:42.724 (9)
10	58 A.RODRIGUEZ	20.258	91 B.JIMENEZ	25.668	34 H.KHOURI	23.916	91 B.JIMENEZ	32.521	10	4	1:42.731	1:42.956 (10)
11	11 J.SCHULTZ	20.274	37 M.GONZALEZ	25.669	58 A.RODRIGUEZ	23.978	17 R.ROMERO	32.639	11	11	1:42.778	1:43.107 (16)
12	4 E.FERNANDEZ	20.297	67 C.VALLE	25.731	4 E.FERNANDEZ	24.063	52 G.ERILL	32.654	12	54	1:42.821	1:42.999 (13)
13	52 G.ERILL	20.303	92 N.ROIG	25.760	11 J.SCHULTZ	24.095	4 E.FERNANDEZ	32.732	13	34	1:42.840	1:43.429 (18)
14	34 H.KHOURI	20.307	54 J.RIOS	25.776	17 R.ROMERO	24.121	18 C.PARRILLA	32.734	14	91	1:42.911	1:42.971 (11)
15	8 A.AL-QUBAISI	20.314	58 A.RODRIGUEZ	25.780	92 N.ROIG	24.157	67 C.VALLE	32.742	15	58	1:42.947	1:42.996 (12)
16	67 C.VALLE	20.314	34 H.KHOURI	25.780	7 M.ROCCA	24.185	11 J.SCHULTZ	32.760	16	92	1:42.970	1:43.080 (15)
17	14 C.TINKER	20.382	17 R.ROMERO	25.817	52 G.ERILL	24.188	92 N.ROIG	32.798	17	52	1:43.015	1:43.037 (14)
18	54 J.RIOS	20.398	52 G.ERILL	25.870	14 C.TINKER	24.222	64 D.FABBRI	32.823	18	17	1:43.074	1:43.295 (17)
19	91 B.JIMENEZ	20.425	14 C.TINKER	25.977	81 J.SANTOS	24.251	34 H.KHOURI	32.837	19	14	1:43.517	1:43.623 (19)
20	7 M.ROCCA	20.455	8 A.AL-QUBAISI	26.006	54 J.RIOS	24.258	58 A.RODRIGUEZ	32.931	20	64	1:43.792	1:43.794 (20)
21	17 R.ROMERO	20.497	64 D.FABBRI	26.059	91 B.JIMENEZ	24.297	14 C.TINKER	32.936	21	7	1:43.841	1:43.867 (21)
22	81 J.SANTOS	20.498	47 T.VARGA	26.117	18 C.PARRILLA	24.364	7 M.ROCCA	33.063	22	18	1:44.007	1:44.195 (22)
23	64 D.FABBRI	20.544	7 M.ROCCA	26.138	64 D.FABBRI	24.366	10 P.DA SILVA	33.070	23	81	1:44.078	1:44.238 (23)
24	10 P.DA SILVA	20.718	18 C.PARRILLA	26.164	26 F.RUIZ	24.492	81 J.SANTOS	33.162	24	8	1:44.444	1:44.684 (25)
25	47 T.VARGA	20.719	81 J.SANTOS	26.167	10 P.DA SILVA	24.520	47 T.VARGA	33.215	25	10	1:44.606	1:44.652 (24)
26	18 C.PARRILLA	20.745	29 A.PIRES	26.182	73 A.GUARNIERI	24.527	8 A.AL-QUBAISI	33.283	26	47	1:44.681	1:44.927 (26)
27	29 A.PIRES	20.760	26 F.RUIZ	26.205	47 T.VARGA	24.630	29 A.PIRES	33.384	27	29	1:45.095	1:45.231 (27)
28	26 F.RUIZ	20.783	10 P.DA SILVA	26.298	29 A.PIRES	24.769	73 A.GUARNIERI	33.640	28	73	1:45.411	1:45.745 (28)
29	73 A.GUARNIERI	20.928	73 A.GUARNIERI	26.316	9 J.DEL OLMO	24.796	90 J.AL THANI	33.780	29	26	1:45.451	1:46.377 (29)
30	53 C.MALTERRE	21.025	9 J.DEL OLMO	26.690	90 J.AL THANI	24.801	26 F.RUIZ	33.971	30	9	1:46.570	1:46.769 (30)
31	9 J.DEL OLMO	21.035	53 C.MALTERRE	26.737	8 A.AL-QUBAISI	24.841	53 C.MALTERRE	34.032	31	90	1:46.755	1:47.193 (32)
32	90 J.AL THANI	21.268	90 J.AL THANI	26.906	53 C.MALTERRE	25.004	9 J.DEL OLMO	34.049	32	53	1:46.798	1:46.924 (31)
33	45 A.CRUZ	21.288	45 A.CRUZ	27.027	45 A.CRUZ	25.074	45 A.CRUZ	34.243	33	45	1:47.632	1:47.718 (33)
34	60 I.RUIVINHO	21.590	60 I.RUIVINHO	27.233	60 I.RUIVINHO	25.337	60 I.RUIVINHO	34.414	34	60	1:48.574	1:48.776 (34)



**Supersport NG**  
**ESBK ESTORIL**  
Entrenamiento Cronometrado  
Mejores velocidades máximas

Nº Piloto	Equipo	Clase	V.Max 1		V.Max 2		V.Max 3		V.Max 4		V.Max 5		Pro
			Km/h	Vlt.	Km/h	Vlt.	Km/h	Vlt.	Km/h	Vlt.	Km/h	Vlt.	
76 JULIAN GIRAL	LA SCUDERIA- DUCATI CORSE	SSNG	<b>277.5</b>	6	273.3	8	271.3	13	271.3	9	271.3	4	272,9
21 DEMIS MIHAILA	MOTOXRACING TEAM	SSNG	<b>276.1</b>	12	272.0	2	271.3	11	270.7	4	270.0	14	272,0
57 DANIEL MUÑOZ	SP57 RACING TEAM	SSNG	<b>274.7</b>	2	269.3	4	268.0	13	267.4	12	267.4	3	269,4
19 JOAN DIAZ	I+DENT RACING TEAM	SSNG	<b>273.3</b>	8	272.7	9	272.0	6	271.3	4	270.0	12	271,9
17 RUBEN ROMERO	ILUSION RACING	STCK600	<b>272.7</b>	11	270.0	3	266.7	2	266.1	12	266.1	7	268,3
50 ONDREJ VOSTATEK	NEW2 PROJECT TEAM	SSNG	<b>272.7</b>	4	271.3	12	271.3	10	270.0	15	270.0	11	271,1
91 BORJA JIMENEZ	TEAM SPEED RACING	SSNG	<b>272.7</b>	10	271.3	13	271.3	12	270.0	4	268.7	11	270,8
34 HARRY KHOURI	ANDOTRANS TEAM TORRENTÓ	SSNG	<b>272.0</b>	2	269.3	3	265.4	7	265.4	6	265.4	5	267,5
92 NIL ROIG	MOTAP RACING TEAM	SSNG	<b>272.0</b>	3	269.3	15	268.0	12	267.4	13	267.4	4	268,8
25 ANDY VERDOIA	ARCO MOTOR UNIVERSITY TEAM	SSNG	<b>271.3</b>	11	271.3	5	270.7	4	270.0	8	270.0	3	270,7
43 SIMON JESPERSEN	YAMAHA TEAM SCANDINAVIA	SSNG	<b>271.3</b>	10	270.7	14	270.0	11	269.3	12	269.3	9	270,1
58 ADRIAN RODRIGUEZ	EASYRACE TEAM	STCK600	<b>271.3</b>	9	268.0	13	266.7	11	266.7	7	266.7	6	267,9
4 ERIC FERNANDEZ	TEAM SPEED RACING	SSNG	<b>270.7</b>	3	270.7	5	269.3	4	266.7	2			269,4
54 JESUS RIOS	MRE TALENT	STCK600	<b>270.7</b>	12	270.0	14	268.0	13	267.4	4	267.4	2	268,7
47 TIBOR E. VARGA	MDR COMPETICION	STCK600	<b>270.0</b>	6	267.4	5	266.7	4	266.7	2	266.1	3	267,4
8 ABDULLA N. AL-QUBAISI	ANDOTRANS TEAM TORRENTÓ	SSNG	<b>269.3</b>	3	268.7	10	266.1	7	263.5	13	261.0	11	265,7
14 COREY TINKER	EASYRACE TEAM	STCK600	<b>269.3</b>	12	267.4	11	266.7	15	266.7	9	266.1	8	267,2
52 GUILLEM ERILL	DEZA - BOX 77	SSNG	<b>269.3</b>	15	268.7	9	268.0	8	266.1	13	265.4	12	267,5
11 JARED KARL SCHULTZ	ASAPMOTORSPORT	SSNG	<b>268.7</b>	9	267.4	5	266.1	7	265.4	6	264.8	3	266,5
18 CESAR PARRILLA	FAU55 RACING - FAMILY CASH	STCK600	<b>268.7</b>	2	266.7	11	266.7	5	264.8	6	264.8	3	266,3
10 PEDRO M. DA SILVA	STAND OS PUTOS RACING TEAM	STCK600	<b>268.0</b>	2	266.1	4	265.4	3	264.8	12	264.2	10	265,7
37 MAURO GONZALEZ	YAMAHA GV STRATOS	SSNG	<b>266.7</b>	12	266.1	11	265.4	13	264.2	7	264.2	4	265,3
53 CHARLY MALTERRE	ILUSION RACING	STCK600	<b>266.7</b>	14	266.1	2	261.7	4	261.0	13	260.4	9	263,2
67 CARLOS VALLE	YAMAHA GV STRATOS	SSNG	<b>265.4</b>	9	264.2	14	262.9	13	262.3	2	261.7	12	263,3
29 ANDRE PIRES	ARCO MOTOR UNIVERSITY TEAM	STCK600	<b>264.2</b>	3	261.7	11	261.7	10	259.8	8	259.2	12	261,3
64 DAVIDE FABBRI	I+DENT RACING TEAM	SSNG	<b>264.2</b>	2	261.7	11	261.7	10	261.0	4	258.6	14	261,4
9 JAVIER DEL OLMO	KAWASAKI PALMETO PL RACING	STCK600	<b>263.5</b>	9	262.3	15	262.3	13	262.3	6	262.3	3	262,5
73 ALESSIO GUARNIERI	I+DENT RACING TEAM	STCK600	<b>263.5</b>	2	259.2	13	258.6	8	258.0	9	257.4	10	259,3
26 FRANCISCO J. RUIZ	MDR COMPETICION	STCK600	<b>262.9</b>	3	260.4	2							261,7
81 JOAN SANTOS	YAMAHA GV STRATOS	STCK600	<b>262.9</b>	7	261.7	14	260.4	10	259.8	12	259.8	3	260,9
7 MANUEL ROCCA	ZIVI MOTOR CORSE	STCK600	<b>262.3</b>	3	260.4	9	259.8	14	258.6	10	256.8	11	259,6
45 AFONSO CRUZ	ALMA RACING TEAM	SSNG	<b>257.4</b>	11	253.8	13	252.1	12	251.5	3	250.9	10	253,1
60 ISAAC RUIVINHO	TEAM MOTOCUBO LOULÉ	STCK600	<b>256.2</b>	4	255.0	6	254.4	14	253.8	10	253.8	5	254,6
90 JASSIM G. AL THANI	VRC TEAM	SSNG	<b>255.0</b>	12	255.0	4	253.2	14	253.2	11	252.1	13	253,7
38 OLA NESBAKKEN	YAMAHA TEAM SCANDINAVIA	STCK600											



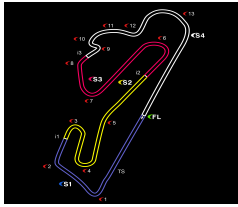


## Supersport NG ESBK ESTORIL

### Después de Entrenamiento Cronometrado

### Velocidad máxima del evento

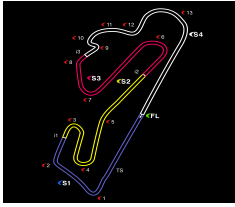
Nº Piloto	Equipo	Moto	Clase	V.Max	Vit.	Sesión
76 JULIAN GIRAL	LA SCUDERIA- DUCATI CORSE		SSNG	277.5	6	Entrenamiento Cronome
21 DEMIS MIHAILA	MOTOXRACING TEAM	YAMAHA	SSNG	276.1	12	Entrenamiento Cronome
50 ONDREJ VOSTATEK	NEW2 PROJECT TEAM	YAMAHA	SSNG	274.7	2	Entrenamiento Libre 2
57 DANIEL MUÑOZ	SP57 RACING TEAM	YAMAHA	SSNG	274.7	2	Entrenamiento Cronome
19 JOAN DIAZ	I+DENT RACING TEAM	YAMAHA	SSNG	273.3	8	Entrenamiento Cronome
43 SIMON JESPERSEN	YAMAHA TEAM SCANDINAVIA	YAMAHA	SSNG	273.3	9	Entrenamiento Libre 2
17 RUBEN ROMERO	ILUSION RACING	YAMAHA	STCK600	272.7	11	Entrenamiento Cronome
91 BORJA JIMENEZ	TEAM SPEED RACING		SSNG	272.7	16	Entrenamiento Libre 2
25 ANDY VERDOIA	ARCO MOTOR UNIVERSITY TEAM	YAMAHA	SSNG	272.0	3	Entrenamiento Libre 2
34 HARRY KHOURI	ANDOTRANS TEAM TORRENTÓ	YAMAHA	SSNG	272.0	2	Entrenamiento Cronome
92 NIL ROIG	MOTAP RACING TEAM	YAMAHA	SSNG	272.0	3	Entrenamiento Cronome
58 ADRIAN RODRIGUEZ	EASYRACE TEAM	YAMAHA	STCK600	271.3	9	Entrenamiento Cronome
4 ERIC FERNANDEZ	TEAM SPEED RACING		SSNG	270.7	3	Entrenamiento Cronome
54 JESUS RIOS	MRE TALENT		STCK600	270.7	12	Entrenamiento Cronome
47 TIBOR E. VARGA	MDR COMPETICION	YAMAHA	STCK600	270.0	6	Entrenamiento Cronome
14 COREY TINKER	EASYRACE TEAM	YAMAHA	STCK600	269.3	12	Entrenamiento Cronome
52 GUILLEM ERILL	DEZA - BOX 77	KAWASAKI	SSNG	269.3	15	Entrenamiento Cronome
8 ABDULLA N. AL-QUBAISI	ANDOTRANS TEAM TORRENTÓ	YAMAHA	SSNG	269.3	3	Entrenamiento Cronome
11 JARED KARL SCHULTZ	ASAPMOTORSPORT	YAMAHA	SSNG	268.7	9	Entrenamiento Cronome
18 CESAR PARRILLA	FAU55 RACING - FAMILY CASH	YAMAHA	STCK600	268.7	2	Entrenamiento Cronome
67 CARLOS VALLE	YAMAHA GV STRATOS	YAMAHA	SSNG	268.7	3	Entrenamiento Libre 2
10 PEDRO M. DA SILVA	STAND OS PUTOS RACING TEAM	YAMAHA	STCK600	268.0	2	Entrenamiento Cronome
37 MAURO GONZALEZ	YAMAHA GV STRATOS	YAMAHA	SSNG	266.7	12	Entrenamiento Cronome
53 CHARLY MALTERRE	ILUSION RACING	YAMAHA	STCK600	266.7	14	Entrenamiento Cronome
29 ANDRE PIRES	ARCO MOTOR UNIVERSITY TEAM	YAMAHA	STCK600	264.2	3	Entrenamiento Cronome
64 DAVIDE FABBRI	I+DENT RACING TEAM	YAMAHA	SSNG	264.2	2	Entrenamiento Cronome
9 JAVIER DEL OLMO	KAWASAKI PALMETO PL RACING	KAWASAKI	STCK600	264.2	5	Entrenamiento Libre 1
7 MANUEL ROCCA	ZIVI MOTOR CORSE	YAMAHA	STCK600	263.5	6	Entrenamiento Libre 1
73 ALESSIO GUARNIERI	I+DENT RACING TEAM	YAMAHA	STCK600	263.5	2	Entrenamiento Cronome
26 FRANCISCO J. RUIZ	MDR COMPETICION	YAMAHA	STCK600	262.9	9	Entrenamiento Libre 2
81 JOAN SANTOS	YAMAHA GV STRATOS	YAMAHA	STCK600	262.9	7	Entrenamiento Cronome
60 ISAAC RUIVINHO	TEAM MOTOCLUBE LOULÉ	KAWASAKI	STCK600	261.0	5	Entrenamiento Libre 2
45 AFONSO CRUZ	ALMA RACING TEAM	YAMAHA	SSNG	260.4	2	Entrenamiento Libre 1
90 JASSIM G. AL THANI	VRC TEAM	YAMAHA	SSNG	255.0	4	Entrenamiento Cronome



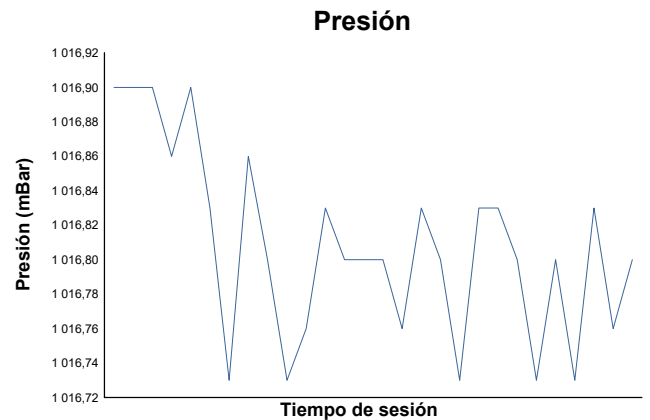
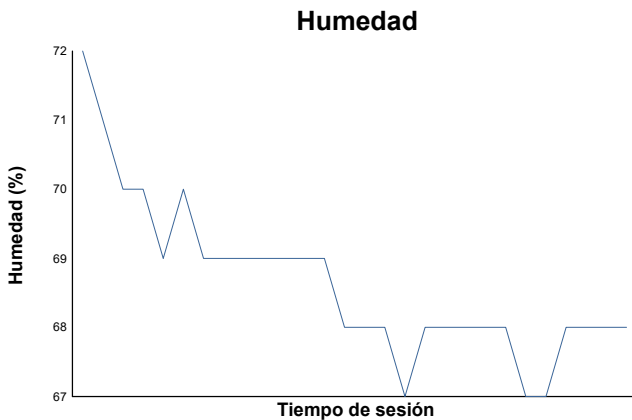
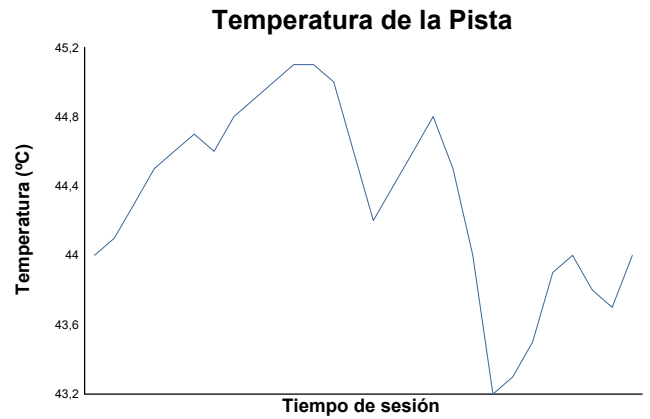
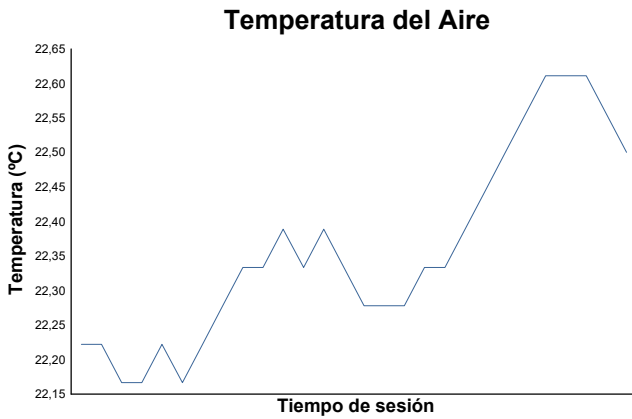
**Supersport NG**  
**ESBK ESTORIL**  
Entrenamiento Cronometrado

Secuencia de vueltas rápidas

T. Sesión	Nº Piloto	Equipo	Moto	Clase	Tiempo	Km/h	Vlt.
3:33.998	37 MAURO GONZALEZ	YAMAHA GV STRATOS	YAMAHA	SSNG	<b>1:42.993</b>	146.2	2
3:37.016	50 ONDREJ VOSTATEK	NEW2 PROJECT TEAM	YAMAHA	SSNG	<b>1:41.225</b>	148.7	2
4:58.238	25 ANDY VERDOIA	ARCO MOTOR UNIVERSITY TEAM	YAMAHA	SSNG	<b>1:40.476</b>	149.8	2
6:38.660	25 ANDY VERDOIA	ARCO MOTOR UNIVERSITY TEAM	YAMAHA	SSNG	<b>1:40.422</b>	149.9	3
24:07.927	25 ANDY VERDOIA	ARCO MOTOR UNIVERSITY TEAM	YAMAHA	SSNG	<b>1:40.237</b>	150.2	7



**ESBK ESTORIL**  
Supersport NG  
Entrenamiento Cronometrado  
Informe meteorológico



Estado de pista: **SECO**