

SBK
ESBK ESTORIL
Entrenamiento Cronometrado
Clasificación

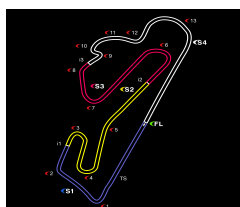
Nº	Piloto	Nac	Equipo	Moto	Neum.	Cl.	Tiempo	Vlt.	Total	Dif.	Km/h
1	44 STEVEN ODENDAAL	RSA	NEW2 PROJECT TEAM	YAMAHA	Pirelli	SBK	1:38.648	3	11	-	152.6
2	99 OSCAR GUTIERREZ	ESP	ANDOTRANS TEAM TORRENTO	YAMAHA	Dunlop	SBK	1:38.736	7	13	+0.088	152.5
3	75 IVO LOPES	POR	BMW EASYRACE TEAM	BMW	Dunlop	SBK	1:38.802	3	12	+0.154	152.4
4	94 NAOMICHI URAMOTO	JPN	JEG RACING	HONDA	Pirelli	SBK	1:39.066	13	15	+0.418	152.0
5	40 ROMAN RAMOS	ESP	KAWASAKI PALMETO PL RACING	KAWASAKI	Pirelli	SBK	1:39.334	8	15	+0.686	151.6
6	74 PIOTR BIESIEKIRSKI	POL	FAU55 RACING - FAMILY CASH	YAMAHA	Dunlop	STCK10C	1:39.380	9	15	+0.732	151.5
7	2 GUILLAUME ANTIGA	FRA	JEG RACING	HONDA	Pirelli	STCK10C	1:39.505	8	16	+0.857	151.3
8	10 UNAI ORRADRE	ESP	TEAM HONDA LAGLISSE	HONDA	Dunlop	STCK10C	1:39.678	12	14	+1.030	151.0
9	26 DANIEL SAEZ	ESP	TEAM HONDA LAGLISSE	HONDA	Dunlop	SBK	1:40.627	6	14	+1.979	149.6
10	24 LEONARDO TACCINI	ITA	BMW EASYRACE TEAM		Dunlop	STCK10C	1:40.663	5	13	+2.015	149.6
11	53 DANIEL GONZALEZ	ESP	PS RACING TEAM	YAMAHA	Pirelli	STCK10C	1:40.712	9	9	+2.064	149.5
12	96 JAMIE W. DAVIS	GBR	BRITISH CARRERA TEAM	YAMAHA	Pirelli	STCK10C	1:41.618	3	8	+2.970	148.2
13	29 JUAN JOSE NUÑEZ	ESP	YAMAHA GV STRATOS	YAMAHA	Pirelli	STCK10C	1:42.502	9	12	+3.854	146.9
14	3 OLA NESBAKKEN	ESP	YAMAHA TEAM SCANDINAVIA	YAMAHA	Dunlop	STCK10C	1:43.676	5	15	+5.028	145.2
15	48 ROMEU C. LEITE	POR	A. FARIA LEITE RACING TEAM	YAMAHA	Dunlop	SBK	1:44.396	3	13	+5.748	144.2
16	58 RICARDO M. LOPES	POR	STAND OS PUTOS RACING TEAM	HONDA	Dunlop	STCK10C	1:44.478	9	13	+5.830	144.1
17	4 JAVIER ARTIME	ESP	PROMORACING TEAM	YAMAHA		STCK10C	1:45.031	12	13	+6.383	143.3
18	7 ZECHARIAH K. DZEGEDE	USA	JEG RACING	HONDA	Pirelli	STCK10C	1:45.565	13	14	+6.917	142.6
19	22 DANIEL ERSEK	HUN	AM39 BY VÉGH TECH RACING			STCK10C	1:45.611	3	9	+6.963	142.6
20	92 JULIO DOMINGUEZ	ESP	MRE TALENT		Dunlop	STCK10C	1:46.429	7	13	+7.781	141.5
21	46 TIAGO MORGADO	POR	PEQUENO MOTOS RACING TEAM	YAMAHA	Dunlop	SBK	1:46.552	7	11	+7.904	141.3
Tiempo máx: 1:48.512											
19	PAUL DUFOUR	FRA	JEG RACING	HONDA	Pirelli	STCK10C					
21	EDUARDO MONTERO	ESP	TEAM HONDA LAGLISSE	HONDA	Dunlop	STCK10C					
33	EDUARDO MONTERO	ESP	TEAM HONDA LAGLISSE	HONDA	Dunlop	STCK10C					
93	MATHIAS POULSEN	DEN	YAMAHA TEAM SCANDINAVIA	YAMAHA	Pirelli	SBK					

Vuelta rápida: Vlt. 3 STEVEN ODENDAAL 1:38.648 152.6 Km/h

Hora de publicación: 12:00

Estado de pista: **SECO**

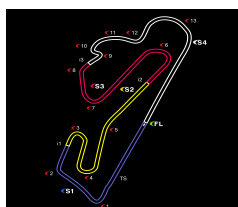
<p>Director de Carrera João Pedro Lima</p>		<p>Timekeeper</p>
---	---	--------------------------



SBK
ESBK ESTORIL
Entrenamiento Cronometrado
Vuelta a vuelta

— Vuelta invalidada ■ Mejor Personal ■ Mejor de la sesión B Cruzando por el pit lane

Vlt.	Tiempo	Sector 1	Sector 2	Sector 3	Sector 4	T. Sesión	Vlt.	Tiempo	Sector 1	Sector 2	Sector 3	Sector 4	T. Sesión		
2	GUILLAUME ANTIGA							FRA							
	JEG RACING							HONDA							
1	2:33.950	1:00.387	28.948	28.734	35.881	2:33.950	2	1:46.637	21.110	26.427	25.368	33.732	4:20.538		
2	1:40.327	19.899	25.032	23.555	31.841	4:14.277	3	1:46.923	21.275	26.610	25.419	33.619	6:07.461		
3	1:44.308	21.113	26.522	23.957	32.716	5:58.585	4	1:46.308	21.138	26.486	25.174	33.510	7:53.769		
4	1:40.210	19.614	24.967	23.682	31.947	7:38.795	5	1:46.296	21.022	26.327	25.585	33.362	9:40.065		
5	2:05.766 B	19.611	25.218	26.061	54.876	9:44.561	6	1:45.958	21.142	26.134	25.190	33.492	11:26.023		
6	3:46.521 B							7	6:03.076 B	21.390	26.696	25.791	4:49.199	17:29.099	
7	2:08.193	47.654	25.272	23.614	31.653	15:39.275	8	2:13.848	47.086	27.134	25.985	33.643	19:42.947		
8	1:39.505	19.620	24.771	23.458	31.656	17:18.780	9	1:46.492	20.981	26.311	25.501	33.699	21:29.439		
9	1:40.537	19.531	24.850	23.499	32.657	18:59.317	10	1:46.158	20.816	26.515	25.293	33.534	23:15.597		
10	1:39.953	19.604	24.960	23.507	31.882	20:39.270	11	1:45.725	20.853	26.248	25.222	33.402	25:01.322		
11	1:41.414	19.652	24.835	24.387	32.540	22:20.684	12	1:45.764	20.744	26.350	25.269	33.401	26:47.086		
12	1:51.620	22.475	25.142	31.222	32.781	24:12.304	13	1:45.565	20.796	26.285	25.039	33.445	28:32.651		
13	1:40.606	19.672	25.022	23.654	32.258	25:52.910	14	1:46.153	21.009	26.159	25.258	33.727	30:18.804		
14	1:44.722	20.032	27.917	24.017	32.756	27:37.632									
15	1:43.468	20.056	25.954	24.299	33.159	29:21.100									
16	1:45.994	20.927	26.656	24.379	34.032	31:07.094									
3	OLA NESBAKKEN							ESP							
	YAMAHA TEAM SCANDINAVIA							YAMAHA							
1	2:18.158	49.929	27.364	25.901	34.964	2:18.158	10	UNAI ORRADRE							ESP
2	1:46.013	20.930	26.422	25.298	33.363	4:04.171		TEAM HONDA LAGLISSE							HONDA
3	1:45.672	20.642	26.422	25.390	33.218	5:49.843	1	2:32.505	59.115	30.407	27.456	35.527	2:32.505		
4	1:44.997	20.430	25.988	25.385	33.194	7:34.840	2	1:41.211	19.991	25.375	23.859	31.986	4:13.716		
5	1:43.676	20.398	25.753	24.685	32.840	9:18.516	3	1:43.472	19.968	27.521	24.109	31.874	5:57.188		
6	1:43.793	20.428	25.758	24.783	32.824	11:02.309	4	1:39.839	19.720	24.890	23.568	31.661	7:37.027		
7	1:55.089 B	20.861	26.083	24.796	43.349	12:57.398	5	1:43.527	19.545	27.405	24.566	32.011	9:20.554		
8	5:30.732	4:05.178	26.757	25.302	33.495	18:28.130	6	1:40.153	19.532	24.937	23.610	32.074	11:00.707		
9	1:44.567	20.560	26.090	24.786	33.131	20:12.697	7	1:52.438 B	21.565	25.507	23.856	41.510	12:53.145		
10	1:44.610	20.677	26.032	24.719	33.182	21:57.307	8	6:05.270	4:43.604	25.561	24.007	32.098	18:58.415		
11	1:44.271	20.360	26.015	24.706	33.190	23:41.578	9	1:39.924	19.466	25.014	23.537	31.907	20:38.339		
12	1:44.600	20.548	26.003	24.801	33.248	25:26.178	10	1:43.784	19.460	24.878	23.628	35.818	22:22.123		
13	1:44.663	20.540	25.967	24.872	33.284	27:10.841	11	1:47.504	21.855	27.426	23.944	34.279	24:09.627		
14	1:50.549	20.548	26.032	27.619	36.350	29:01.390	12	1:39.678	19.537	24.839	23.527	31.775	25:49.305		
15	1:44.145	20.424	26.025	24.748	32.948	30:45.535	13	1:39.922	19.562	24.927	23.497	31.936	27:29.227		
4	JAVIER ARTIME							ESP							
	PROMORACING TEAM							YAMAHA							
1	2:25.598	57.624	28.019	25.812	34.143	2:25.598	22	DANIEL ERSEK							HUN
2	1:46.948	21.269	26.552	25.478	33.649	4:12.546		AM39 BY VÉGH TECH RACING							
3	1:46.477	20.956	26.517	25.499	33.505	5:59.023	1	6:21.356	4:55.537	26.993	25.756	33.070	6:21.356		
4	1:45.703	20.538	26.263	25.790	33.112	7:44.726	2	1:45.629	21.089	26.230	25.149	33.161	8:06.985		
5	3:58.489 B	20.925	26.352	2:23.794	47.418	11:43.215	3	1:45.611	20.817	26.271	25.092	33.431	9:52.596		
6	5:57.220	4:29.835	27.366	26.152	33.867	17:40.435	4	1:47.066	21.262	26.618	25.477	33.709	11:39.662		
7	1:47.789	21.208	26.569	26.060	33.952	19:28.224	5	2:04.836 B	21.718	27.259	26.275	49.584	13:44.498		
8	1:46.885	21.206	26.497	25.483	33.699	21:15.109	6	7:03.363	5:36.649	27.202	25.515	33.997	20:47.861		
9	1:53.588	22.234	30.212	26.708	34.434	23:08.697	7	1:47.787	22.012	26.710	25.305	33.760	22:35.648		
10	1:45.668	20.875	26.235	25.250	33.308	24:54.365	8	1:47.313	21.242	26.535	25.696	33.840	24:22.961		
11	1:45.819	21.149	26.343	25.078	33.249	26:40.184	9	2:02.662 B	21.842	28.019	27.262	45.539	26:25.623		
12	1:45.031	20.614	26.295	24.979	33.143	28:25.215									
13	1:56.729	21.817	27.019	28.173	39.720	30:21.944									
7	ZECHARIAH K. DZEGEDE							USA							
	JEG RACING							HONDA							
1	2:33.901	1:04.604	28.103	26.963	34.231	2:33.901	24	LEONARDO TACCINI							ITA
								BMW EASYRACE TEAM							
							1	2:21.547	43.985	27.696	29.842	40.024	2:21.547		
							2	1:44.007	19.864	25.256	25.372	33.515	4:05.554		
							3	1:41.602	19.869	25.145	24.100	32.488	5:47.156		
							4	1:40.807	19.853	24.960	23.981	32.013	7:27.963		
							5	1:40.663	19.795	25.009	23.898	31.961	9:08.626		
							6	1:40.672	19.753	24.869	24.008	32.042	10:49.298		
							7	1:55.816 B	20.164	26.805	25.314	43.533	12:45.114		
							8	9:35.813	7:53.803	39.589	26.634	35.787	22:20.927		
							9	1:48.784	20.464	25.393	26.118	36.809	24:09.711		
							10	1:40.832	19.722	24.929	24.049	32.132	25:50.543		
							11	1:45.396	23.220	25.547	24.671	31.958	27:35.939		
							12	1:41.820	19.766	25.271	24.239	32.544	29:17.759		



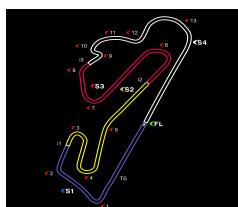
SBK ESBK ESTORIL

Entrenamiento Cronometrado

Vuelta a vuelta

— Vuelta invalidada ■ Mejor Personal ■ Mejor de la sesión B Cruzando por el pit lane

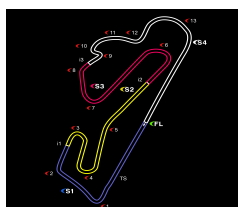
Vlt.	Tiempo	Sector 1	Sector 2	Sector 3	Sector 4	T. Sesión	Vlt.	Tiempo	Sector 1	Sector 2	Sector 3	Sector 4	T. Sesión						
26	DANIEL SAEZ	ESP						4	1:41.888	21.601	25.034	23.540	31.713	8:29.180					
	TEAM HONDA LAGLISSE	HONDA						5	1:50.385 B	19.386	24.621	23.414	42.964	10:19.565					
1	2:23.474	48.727	26.928	25.586	42.233	2:23.474	6	8:36.970	7:16.414	25.301	23.713	31.542	18:56.535						
2	1:41.388	19.866	25.331	24.019	32.172	4:04.862	7	1:38.652	19.289	24.568	23.336	31.459	20:35.187						
3	1:41.854	19.982	25.305	24.179	32.388	5:46.716	8	1:50.997 B	19.191	25.913	23.770	42.123	22:26.184						
4	1:40.763	19.627	25.132	23.915	32.089	7:27.479	9	4:56.237	3:36.230	25.008	23.453	31.546	27:22.421						
5	1:40.668	19.454	25.056	24.085	32.073	9:08.147	10	1:38.809	19.250	24.701	23.180	31.678	29:01.230						
6	1:40.627	19.557	25.178	23.856	32.036	10:48.774	11	1:38.916	19.495	24.670	23.324	31.427	30:40.146						
7	1:57.620 B	21.273	26.075	25.706	44.566	12:46.394	46 TIAGO MORGADO						POR						
8	7:49.829	6:11.955	28.981	31.027	37.866	20:36.223	PEQUENO MOTOS RACING TEAM						YAMAHA						
9	1:44.578	19.840	25.541	24.310	34.887	22:20.801	1	4:10.384 B	2:21.770	30.416	29.330	48.868	4:10.384						
10	1:41.238	20.063	25.289	23.768	32.118	24:02.039	2	10:05.692	8:34.309	28.859	27.047	35.477	14:16.076						
11	1:49.186	20.652	28.158	28.347	32.029	25:51.225	3	1:48.909	21.562	27.051	25.949	34.347	16:04.985						
12	1:41.588	19.778	25.333	23.940	32.537	27:32.813	4	1:48.231	21.320	26.756	25.808	34.347	17:53.216						
13	1:43.631	19.651	26.509	23.745	33.726	29:16.444	5	1:48.795	21.579	26.815	26.050	34.351	19:42.011						
14	1:41.579	19.857	25.297	24.120	32.305	30:58.023	6	1:49.520	22.596	26.999	25.778	34.147	21:31.531						
29 JUAN JOSE NUÑEZ							7 1:46.552						20.928	26.582	25.271	33.771	23:18.083		
YAMAHA GV STRATOS							YAMAHA						8	1:47.273	21.057	26.617	25.372	34.227	25:05.356
1	2:09.783	43.630	27.341	25.284	33.528	2:09.783	9	1:47.490	21.045	26.618	25.793	34.034	26:52.846						
2	1:44.695	20.254	25.877	25.510	33.054	3:54.478	10	2:09.888	24.809	36.428	29.431	39.220	29:02.734						
3	1:43.932	20.318	26.034	24.783	32.797	5:38.410	11	1:47.964	20.837	27.063	25.632	34.432	30:50.698						
4	1:43.586	20.174	25.913	24.519	32.980	7:21.996	48 ROMEY C. LEITE						POR						
5	1:48.039	20.612	27.572	27.139	32.716	9:10.035	A. FARIA LEITE RACING TEAM						YAMAHA						
6	1:46.031	20.058	26.400	25.610	33.963	10:56.066	1	4:02.050	2:22.461	33.258	29.926	36.405	4:02.050						
7	1:53.969 B	20.194	26.041	25.050	42.684	12:50.035	2	1:45.287	20.971	26.377	24.833	33.106	5:47.337						
8	11:01.309	9:33.485	28.570	26.001	33.253	23:51.344	3	1:44.396	21.050	25.979	24.636	32.731	7:31.733						
9	1:42.502	20.132	25.639	24.391	32.340	25:33.846	4	1:57.477 B	21.063	26.664	25.056	44.694	9:29.210						
10	1:43.097	20.000	25.559	24.498	33.040	27:16.943	5	6:00.253	4:31.807	29.609	25.489	33.348	15:29.463						
11	1:43.538	20.188	25.794	24.573	32.983	29:00.481	6	1:49.106	20.924	25.960	28.975	33.247	17:18.569						
12	1:43.820	20.270	25.744	24.757	33.049	30:44.301	7	1:44.563	20.713	26.229	24.568	33.053	19:03.132						
40 ROMAN RAMOS							8 1:44.902						20.785	26.132	24.600	33.385	20:48.034		
KAWASAKI PALMETO PL RACING							KAWASAKI						9	1:57.101 B	21.109	26.500	25.426	44.066	22:45.135
1	2:32.353	1:04.261	26.002	25.631	36.459	2:32.353	10	3:40.746	2:13.625	27.871	25.748	33.502	26:25.881						
2	1:40.243	19.816	25.100	23.598	31.729	4:12.596	11	1:46.636	20.999	26.312	25.352	33.973	28:12.517						
3	1:39.575	19.551	24.776	23.449	31.799	5:52.171	12	1:45.432	21.073	26.168	24.884	33.307	29:57.949						
4	1:41.378	19.933	24.852	23.856	32.737	7:33.549	13	1:59.816 B	21.075	26.371	25.042	47.328	31:57.765						
5	1:40.137	19.606	24.963	23.436	32.132	9:13.686	53 DANIEL GONZALEZ						ESP						
6	1:50.412 B	20.385	25.163	23.891	40.973	11:04.098	PS RACING TEAM						YAMAHA						
7	6:10.913	4:48.051	26.926	23.957	31.979	17:15.011	1	3:22.253	1:58.225	26.655	24.825	32.548	3:22.253						
8	1:39.334	19.466	24.684	23.451	31.733	18:54.345	2	1:42.890	20.208	25.849	24.362	32.471	5:05.143						
9	1:41.555	21.247	25.122	23.611	31.575	20:35.900	3	1:41.689	19.920	25.450	23.969	32.350	6:46.832						
10	1:44.878	19.736	26.346	25.392	33.404	22:20.778	4	2:26.572 B	31.433	33.031	28.595	53.513	9:13.404						
11	1:39.893	19.858	24.775	23.388	31.872	24:00.671	5	14:38.054	...	26.247	24.756	32.785	23:51.458						
12	1:40.121	19.579	25.060	23.641	31.841	25:40.792	6	1:41.088	19.788	25.334	23.765	32.201	25:32.546						
13	1:39.966	19.664	24.785	23.708	31.809	27:20.758	7	1:41.192	19.903	25.226	23.717	32.346	27:13.738						
14	1:42.086	20.550	26.029	23.578	31.929	29:02.844	8	1:40.951	19.807	25.086	23.747	32.311	28:54.689						
15	1:45.792	20.265	28.195	25.014	32.318	30:48.636	9	1:40.712	19.889	25.157	23.549	32.117	30:35.401						
44 STEVEN ODENDAAL							58 RICARDO M. LOPES						POR						
NEW2 PROJECT TEAM							STAND OS PUTOS RACING TEAM						HONDA						
1	3:29.827	2:05.395	26.668	25.151	32.613	3:29.827	1	2:58.236	1:29.028	28.413	26.485	34.310	2:58.236						
2	1:38.817	19.367	24.701	23.322	31.427	5:08.644	2	1:46.670	21.822	26.383	25.248	33.217	4:44.906						
3	1:38.648	19.343	24.720	23.217	31.368	6:47.292	3	1:45.087	20.771	26.334	24.845	33.137	6:29.993						
							4	1:44.755	20.986	26.130	24.736	32.903	8:14.748						



SBK ESBK ESTORIL Entrenamiento Cronometrado Vuelta a vuelta

— Vuelta invalidada ■ Mejor Personal ■ Mejor de la sesión B Cruzando por el pit lane

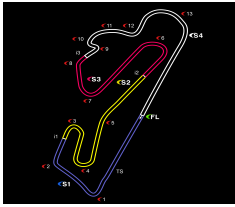
Vlt.	Tiempo	Sector 1	Sector 2	Sector 3	Sector 4	T. Sesión	Vlt.	Tiempo	Sector 1	Sector 2	Sector 3	Sector 4	T. Sesión						
5	1:56.477 B	20.816	26.155	24.847	44.659	10:11.225	13	1:47.429	20.894	26.538	25.736	34.261	30:18.836						
6	7:35.264	6:06.858	28.996	25.633	33.777	17:46.489	94 NAOMICHI URAMOTO JPN												
7	1:45.631	20.882	26.380	25.095	33.274	19:32.120	JEG RACING HONDA												
8	1:44.585	20.783	26.087	24.838	32.877	21:16.705	1	2:31.997	1:02.734	26.788	29.509	32.966	2:31.997						
9	1:44.478	20.762	26.072	24.684	32.960	23:01.183	2	1:41.078	20.066	25.507	23.798	31.707	4:13.075						
10	2:11.007 B	20.529	32.597	28.661	49.220	25:12.190	3	1:43.565	22.044	25.742	23.880	31.899	5:56.640						
11	2:59.098	1:30.307	29.736	25.756	33.299	28:11.288	4	1:40.194	19.744	25.111	23.595	31.744	7:36.834						
12	1:44.998	20.897	26.193	24.800	33.108	29:56.286	5	2:02.592 B	22.751	24.939	23.738	51.164	9:39.426						
13	1:45.208	20.618	26.160	24.973	33.457	31:41.494	6	2:13.244 B					11:52.670						
74 PIOTR BIESIEKIRSKI POL							7							2:05.383	44.058	25.506	23.961	31.858	13:58.053
FAU55 RACING - FAMILY CASH YAMAHA							8							1:40.047	19.833	24.813	23.588	31.813	15:38.100
1	2:21.156	59.418	25.927	23.905	31.906	2:21.156	9	4:34.686 B	21.793	24.989	23.674	3:24.230	20:12.786						
2	1:40.552	19.751	25.071	23.771	31.959	4:01.708	10	2:09.458	44.026	25.427	26.672	33.333	22:22.244						
3	1:40.069	19.672	25.040	23.576	31.781	5:41.777	11	1:48.140	19.935	29.505	25.944	32.756	24:10.384						
4	1:55.238 B	21.008	30.180	23.747	40.303	7:37.015	12	1:39.845	19.825	24.642	23.656	31.722	25:50.229						
5	6:31.981	5:10.958	25.342	23.769	31.912	14:08.996	13	1:39.066	19.547	24.661	23.289	31.569	27:29.295						
6	1:40.023	19.620	25.086	23.582	31.735	15:49.019	14	1:52.700	23.396	26.390	23.849	39.065	29:21.995						
7	1:39.826	19.661	24.910	23.487	31.768	17:28.845	15	1:42.072	20.200	25.486	23.949	32.437	31:04.067						
8	1:39.864	19.633	24.984	23.542	31.705	19:08.709	96 JAMIE W. DAVIS GBR												
9	1:39.380	19.472	24.942	23.384	31.582	20:48.089	BRITISH CARRERA TEAM YAMAHA												
10	1:39.643	19.624	24.873	23.533	31.613	22:27.732	1	3:30.300	2:05.889	26.819	24.840	32.752	3:30.300						
11	1:45.348	19.748	25.018	23.620	36.962	24:13.080	2	1:41.921	19.965	25.416	24.150	32.390	5:12.221						
12	1:39.848	19.639	24.855	23.551	31.803	25:52.928	3	1:41.618	19.842	25.318	24.084	32.374	6:53.839						
13	1:42.400	19.744	26.947	24.062	31.647	27:35.328	4	2:02.748 B	19.769	25.450	30.440	47.089	8:56.587						
14	1:42.038	19.741	25.050	25.217	32.030	29:17.366	5	14:37.648	...	26.209	24.950	32.814	23:34.235						
15	1:40.691	19.781	25.012	23.710	32.188	30:58.057	6	1:42.937	20.046	25.759	24.313	32.819	25:17.172						
75 IVO LOPES POR							7							1:42.941	19.976	25.700	24.503	32.762	27:00.113
BMW EASYRACE TEAM BMW							8							1:55.876 B	19.980	25.801	24.522	45.573	28:55.989
1	3:34.773	2:13.985	25.436	23.703	31.649	3:34.773	99 OSCAR GUTIERREZ ESP												
2	1:39.045	19.392	24.678	23.475	31.500	5:13.818	ANDOTRANS TEAM TORRENTO YAMAHA												
3	1:38.802	19.366	24.696	23.252	31.488	6:52.620	1	3:30.428	2:04.752	26.852	24.764	34.060	3:30.428						
4	1:39.283	19.412	24.813	23.418	31.640	8:31.903	2	1:39.011	19.451	24.681	23.480	31.399	5:09.439						
5	1:39.054	19.418	24.753	23.396	31.487	10:10.957	3	1:38.864	19.524	24.705	23.396	31.239	6:48.303						
6	1:39.120	19.448	24.734	23.401	31.537	11:50.077	4	1:39.176	19.543	24.762	23.439	31.432	8:27.479						
7	1:49.705 B	19.601	25.211	23.928	40.965	13:39.782	5	1:52.122 B	21.895	24.950	23.604	41.673	10:19.601						
8	10:29.347	9:04.756	26.041	24.259	34.291	24:09.129	6	8:49.987	7:27.538	25.774	24.599	32.076	19:09.588						
9	1:38.958	19.313	24.666	23.360	31.619	25:48.087	7	1:38.736	19.398	24.805	23.273	31.260	20:48.324						
10	1:44.184	19.317	24.756	23.984	36.127	27:32.271	8	1:40.565	20.109	24.933	23.682	31.841	22:28.889						
11	1:46.412			23.949	31.606	29:18.683	9	1:44.820	19.440	24.659	23.331	37.390	24:13.709						
12	1:39.272	19.379	24.749	23.408	31.736	30:57.955	10	1:41.669	19.426	24.690	23.464	34.089	25:55.378						
92 JULIO DOMINGUEZ ESP							11							1:38.896	19.374	24.831	23.377	31.314	27:34.274
MRE TALENT							12							1:50.289 B	19.306	24.900	23.468	42.615	29:24.563
1	2:45.348	1:15.596	28.329	26.776	34.647	2:45.348	13	2:11.556	44.841	26.794	26.867	33.054	31:36.119						
2	1:47.665	20.985	26.773	25.739	34.168	4:33.013													
3	1:47.616	21.101	26.668	25.672	34.175	6:20.629													
4	2:18.032 B	23.905	28.213	26.793	59.121	8:38.661													
5	3:37.795 B					12:16.456													
6	2:36.220	1:06.187	29.504	26.400	34.129	14:52.676													
7	1:46.429	20.708	26.406	25.634	33.681	16:39.105													
8	1:52.699	25.243	27.861	25.769	33.826	18:31.804													
9	2:18.780 B	20.842	26.792	26.320	1:04.826	20:50.584													
10	3:14.943 B					24:05.527													
11	2:38.889	57.677	28.543	38.118	34.551	26:44.416													
12	1:46.991	21.118	26.633	25.507	33.733	28:31.407													



SBK ESBK ESTORIL Entrenamiento Cronometrado

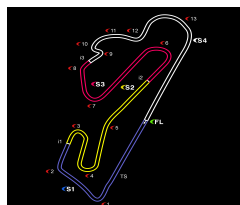
Mejores tiempos de sector

Sector 1			Sector 2		Sector 3		Sector 4		Vuelta		Mejor	
Pos	Nº Piloto	Tiempo	Nº Piloto	Tiempo	Nº Piloto	Tiempo	Nº Piloto	Tiempo	Pos	Nº	Ideal	Vuelta
1	44 S.ODENDAAL	19.191	44 S.ODENDAAL	24.568	44 S.ODENDAAL	23.180	99 O.GUTIERREZ	31.239	1	44	1:38.307	1:38.648 (1)
2	99 O.GUTIERREZ	19.306	94 N.URAMOTO	24.642	75 I.LOPES	23.252	44 S.ODENDAAL	31.368	2	99	1:38.477	1:38.736 (2)
3	75 I.LOPES	19.313	99 O.GUTIERREZ	24.659	99 O.GUTIERREZ	23.273	75 I.LOPES	31.487	3	75	1:38.718	1:38.802 (3)
4	26 D.SAEZ	19.454	75 I.LOPES	24.666	94 N.URAMOTO	23.289	94 N.URAMOTO	31.569	4	94	1:39.047	1:39.066 (4)
5	10 U.ORRADRE	19.460	40 R.RAMOS	24.684	74 P.BIESIEKIRSKI	23.384	40 R.RAMOS	31.575	5	40	1:39.113	1:39.334 (5)
6	40 R.RAMOS	19.466	2 G.ANTIGA	24.771	40 R.RAMOS	23.388	74 P.BIESIEKIRSKI	31.582	6	74	1:39.293	1:39.380 (6)
7	74 P.BIESIEKIRSKI	19.472	10 U.ORRADRE	24.839	2 G.ANTIGA	23.458	2 G.ANTIGA	31.653	7	2	1:39.413	1:39.505 (7)
8	2 G.ANTIGA	19.531	74 P.BIESIEKIRSKI	24.855	10 U.ORRADRE	23.497	10 U.ORRADRE	31.661	8	10	1:39.457	1:39.678 (8)
9	94 N.URAMOTO	19.547	24 L.TACCINI	24.869	53 D.GONZALEZ	23.549	24 L.TACCINI	31.958	9	26	1:40.284	1:40.627 (9)
10	24 L.TACCINI	19.722	26 D.SAEZ	25.056	26 D.SAEZ	23.745	26 D.SAEZ	32.029	10	24	1:40.447	1:40.663 (10)
11	96 J.DAVIS	19.769	53 D.GONZALEZ	25.086	24 L.TACCINI	23.898	53 D.GONZALEZ	32.117	11	53	1:40.540	1:40.712 (11)
12	53 D.GONZALEZ	19.788	96 J.DAVIS	25.318	96 J.DAVIS	24.084	29 J.NUÑEZ	32.340	12	96	1:41.545	1:41.618 (12)
13	29 J.NUÑEZ	20.000	29 J.NUÑEZ	25.559	29 J.NUÑEZ	24.391	96 J.DAVIS	32.374	13	29	1:42.290	1:42.502 (13)
14	3 O.NESBAKKEN	20.360	3 O.NESBAKKEN	25.753	48 R.LEITE	24.568	48 R.LEITE	32.731	14	3	1:43.622	1:43.676 (14)
15	58 R.LOPES	20.529	48 R.LEITE	25.960	58 R.LOPES	24.684	3 O.NESBAKKEN	32.824	15	48	1:43.972	1:44.396 (15)
16	4 J.ARTIME	20.538	58 R.LOPES	26.072	3 O.NESBAKKEN	24.685	58 R.LOPES	32.877	16	58	1:44.162	1:44.478 (16)
17	92 J.DOMINGUEZ	20.708	7 Z.DZEGEDE	26.134	4 J.ARTIME	24.979	22 D.ERSEK	33.070	17	4	1:44.864	1:45.031 (17)
18	48 R.LEITE	20.713	22 D.ERSEK	26.230	7 Z.DZEGEDE	25.039	4 J.ARTIME	33.112	18	22	1:45.209	1:45.611 (19)
19	7 Z.DZEGEDE	20.744	4 J.ARTIME	26.235	22 D.ERSEK	25.092	7 Z.DZEGEDE	33.362	19	7	1:45.279	1:45.565 (18)
20	22 D.ERSEK	20.817	92 J.DOMINGUEZ	26.406	46 T.MORGADO	25.271	92 J.DOMINGUEZ	33.681	20	92	1:46.302	1:46.429 (20)
21	46 T.MORGADO	20.837	46 T.MORGADO	26.582	92 J.DOMINGUEZ	25.507	46 T.MORGADO	33.771	21	46	1:46.461	1:46.552 (21)



SBK
ESBK ESTORIL
Entrenamiento Cronometrado
Mejores velocidades máximas

Nº Piloto	Equipo	Clase	V.Max 1		V.Max 2		V.Max 3		V.Max 4		V.Max 5		Pro
			Km/h	Vlt.	Km/h	Vlt.	Km/h	Vlt.	Km/h	Vlt.	Km/h	Vlt.	
10 UNAI ORRADRE	TEAM HONDA LAGLISSE	STCK1000	312.1	5	309.4	12	309.4	2	308.6	4	307.7	11	309,4
24 LEONARDO TACCINI	BMW EASYRACE TEAM	STCK1000	312.1	11	311.2	12	310.3	6	310.3	2	309.4	13	310,7
26 DANIEL SAEZ	TEAM HONDA LAGLISSE	SBK	308.6	13	308.6	12	307.7	9	306.9	11	305.2	3	307,4
99 OSCAR GUTIERREZ	ANDOTRANS TEAM TORRENTO	SBK	307.7	2	305.2	10	303.5	12	302.6	4	302.6	3	304,3
94 NAOMICHI URAMOTO	JEG RACING	SBK	305.2	12	303.5	15	303.5	5	302.6	13	302.6	3	303,5
2 GUILLAUME ANTIGA	JEG RACING	STCK1000	304.3	9	304.3	3	302.6	10	301.8	15	301.8	11	303,0
75 IVO LOPES	BMW EASYRACE TEAM	SBK	303.5	4	302.6	12	302.6	11	302.6	9	302.6	2	302,8
44 STEVEN ODENDAAL	NEW2 PROJECT TEAM	SBK	301.8	4	301.0	10	300.2	11	300.2	5	298.5	3	300,3
53 DANIEL GONZALEZ	PS RACING TEAM	STCK1000	301.8	6	293.0	3	292.2	2	291.4	8	290.7	7	293,8
74 PIOTR BIESIEKIRSKI	FAU55 RACING - FAMILY CASH	STCK1000	301.8	14	301.8	13	301.0	12	298.5	15	298.5	11	300,3
29 JUAN JOSE NUÑEZ	YAMAHA GV STRATOS	STCK1000	300.2	6	297.7	11	297.7	10	296.9	7	296.9	5	297,9
40 ROMAN RAMOS	KAWASAKI PALMETO PL RACING	SBK	300.2	15	299.3	11	299.3	4	299.3	2	297.7	10	299,2
96 JAMIE W. DAVIS	BRITISH CARRERA TEAM	STCK1000	300.2	4	299.3	2	296.9	3	294.5	8	293.8	7	296,9
7 ZECHARIAH K. DZEGEDE	JEG RACING	STCK1000	299.3	11	299.3	10	299.3	5	298.5	12	298.5	9	299,0
4 JAVIER ARTIME	PROMORACING TEAM	STCK1000	296.9	4	292.2	2	291.4	5	289.9	11	288.4	12	291,8
3 OLA NESBAKKEN	YAMAHA TEAM SCANDINAVIA	STCK1000	294.5	15	292.2	5	291.4	7	291.4	4	289.1	6	291,7
22 DANIEL ERSEK	AM39 BY VEGH TECH RACING	STCK1000	293.0	2	292.2	8	291.4	3	290.7	9	289.9	5	291,4
92 JULIO DOMINGUEZ	MRE TALENT	STCK1000	293.0	2	292.2	9	291.4	7	290.7	8	290.7	4	291,6
58 RICARDO M. LOPES	STAND OS PUTOS RACING TEAM	STCK1000	292.2	12	292.2	9	292.2	8	292.2	5	292.2	4	292,2
48 ROMEU C. LEITE	A. FARIA LEITE RACING TEAM	SBK	289.9	4	288.4	8	287.6	7	284.7	12	283.9	13	286,9
46 TIAGO MORGADO	PEQUENO MOTOS RACING TEAM	SBK	289.9	11	289.1	8	289.1	7	286.1	3	285.4	10	287,9
19 PAUL DUFOUR	JEG RACING	STCK1000											
21 EDUARDO MONTERO	TEAM HONDA LAGLISSE	STCK1000											
33 EDUARDO MONTERO	TEAM HONDA LAGLISSE	STCK1000											
93 MATHIAS POULSEN	YAMAHA TEAM SCANDINAVIA	SBK											



SBK
ESBK ESTORIL
Después de Entrenamiento Cronometrado
Velocidad máxima del evento

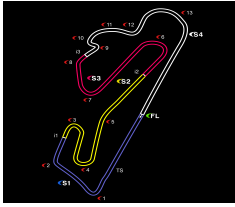
Nº Piloto	Equipo	Moto	Clase	V.Max	Vit.	Sesión
10 UNAI ORRADRE	TEAM HONDA LAGLISSE	HONDA	STCK1000	312.1	5	Entrenamiento Cronome
24 LEONARDO TACCINI	BMW EASYRACE TEAM		STCK1000	312.1	11	Entrenamiento Cronome
26 DANIEL SAEZ	TEAM HONDA LAGLISSE	HONDA	SBK	308.6	12	Entrenamiento Cronome
75 IVO LOPES	BMW EASYRACE TEAM	BMW	SBK	307.7	13	Entrenamiento Libre 2
99 OSCAR GUTIERREZ	ANDOTRANS TEAM TORRENTO	YAMAHA	SBK	307.7	2	Entrenamiento Cronome
94 NAOMICHI URAMOTO	JEG RACING	HONDA	SBK	305.2	12	Entrenamiento Cronome
2 GUILLAUME ANTIGA	JEG RACING	HONDA	STCK1000	304.3	3	Entrenamiento Cronome
44 STEVEN ODENDAAL	NEW2 PROJECT TEAM	YAMAHA	SBK	301.8	4	Entrenamiento Cronome
53 DANIEL GONZALEZ	PS RACING TEAM	YAMAHA	STCK1000	301.8	6	Entrenamiento Cronome
74 PIOTR BIESIEKIRSKI	FAU55 RACING - FAMILY CASH	YAMAHA	STCK1000	301.8	13	Entrenamiento Cronome
29 JUAN JOSE NUÑEZ	YAMAHA GV STRATOS	YAMAHA	STCK1000	300.2	6	Entrenamiento Cronome
40 ROMAN RAMOS	KAWASAKI PALMETO PL RACING	KAWASAKI	SBK	300.2	15	Entrenamiento Cronome
96 JAMIE W. DAVIS	BRITISH CARRERA TEAM	YAMAHA	STCK1000	300.2	4	Entrenamiento Cronome
7 ZECHARIAH K. DZEGEDE	JEG RACING	HONDA	STCK1000	299.3	5	Entrenamiento Cronome
4 JAVIER ARTIME	PROMORACING TEAM	YAMAHA	STCK1000	296.9	4	Entrenamiento Cronome
3 OLA NESBAKKEN	YAMAHA TEAM SCANDINAVIA	YAMAHA	STCK1000	294.5	15	Entrenamiento Cronome
92 JULIO DOMINGUEZ	MRE TALENT		STCK1000	294.5	14	Entrenamiento Libre 2
22 DANIEL ERSEK	AM39 BY VÉGH TECH RACING		STCK1000	293.0	2	Entrenamiento Cronome
58 RICARDO M. LOPES	STAND OS PUTOS RACING TEAM	HONDA	STCK1000	292.2	4	Entrenamiento Cronome
46 TIAGO MORGADO	PEQUENO MOTOS RACING TEAM	YAMAHA	SBK	289.9	11	Entrenamiento Cronome
48 ROMEU C. LEITE	A. FARIA LEITE RACING TEAM	YAMAHA	SBK	289.9	4	Entrenamiento Cronome
19 PAUL DUFOUR	JEG RACING	HONDA	STCK1000	289.1	9	Entrenamiento Libre 1



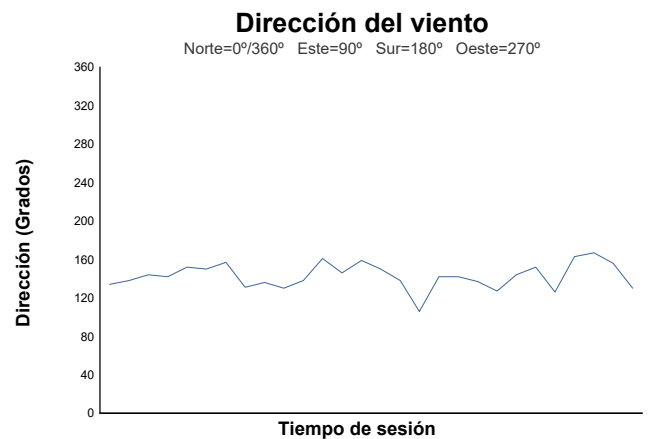
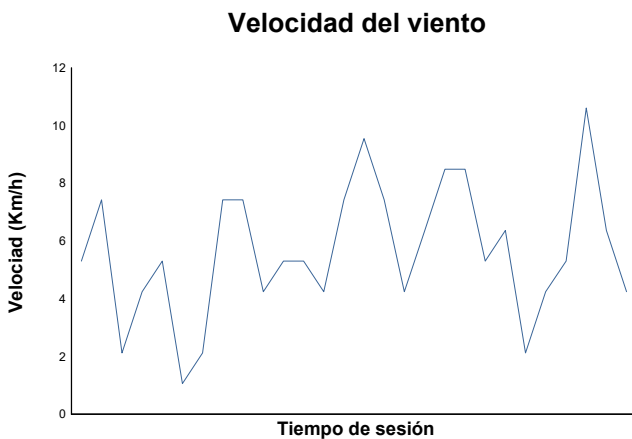
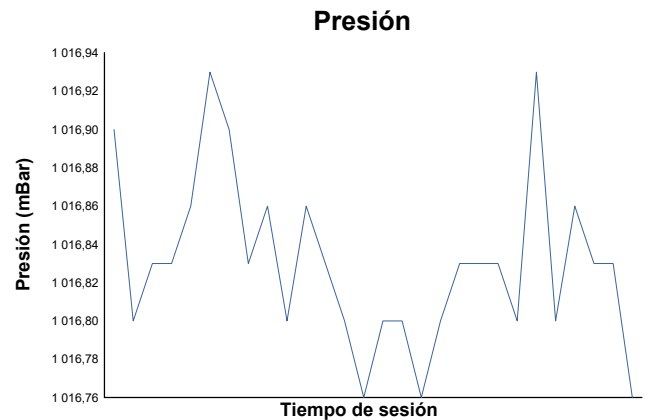
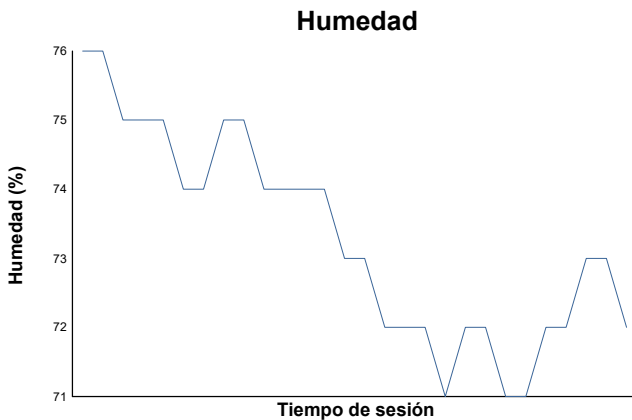
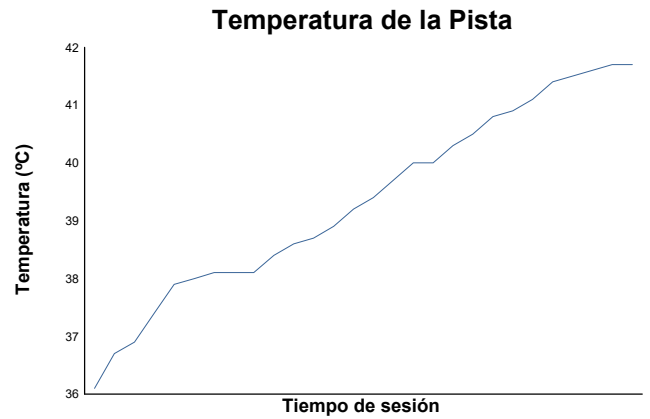
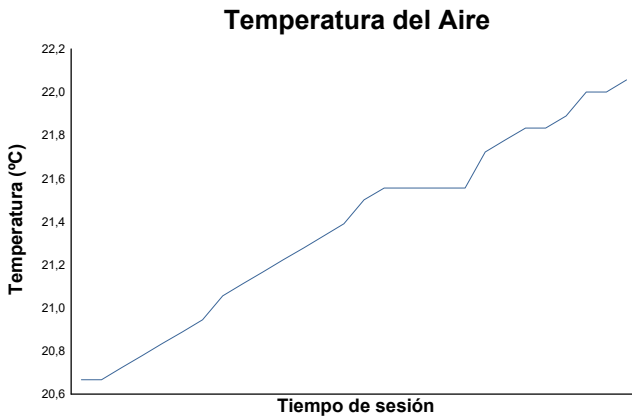
SBK
ESBK ESTORIL
Entrenamiento Cronometrado

Secuencia de vueltas rápidas

T. Sesión	Nº Piloto	Equipo	Moto	Clase	Tiempo	Km/h	Vlt.
3:54.478	29 JUAN JOSE NUÑEZ	YAMAHA GV STRATOS	YAMAHA	STCK1000	1:44.695	143.8	2
4:01.708	74 PIOTR BIESIEKIRSKI	FAU55 RACING - FAMILY CASH	YAMAHA	STCK1000	1:40.552	149.7	2
4:12.596	40 ROMAN RAMOS	KAWASAKI PALMETO PL RACING	KAWASAKI	SBK	1:40.243	150.2	2
5:08.644	44 STEVEN ODENDAAL	NEW2 PROJECT TEAM	YAMAHA	SBK	1:38.817	152.4	2
6:47.292	44 STEVEN ODENDAAL	NEW2 PROJECT TEAM	YAMAHA	SBK	1:38.648	152.6	3



ESBK ESTORIL
SBK
Entrenamiento Cronometrado
Informe meteorológico



Estado de pista: **SECO**