

**SBK**  
**ESBK ESTORIL**  
Carrera 2 (17 Vlt., 71,1 km.)

**REVISADA**

**Clasificación**

Nº Piloto	Nac	Equipo	Moto	Neum.CI.	Vlts.	Tiempo Total	Dif.	Km/h	Mejor Vuelta				
									Vlt.	Tiempo Km/h			
1	75	IVO LOPES	POR	BMW EASYRACE TEAM	BMW	Dunlop SBK	17	28:17.531	-	150.8	2	1:39.144	151.9
2	74	PIOTR BIESIEKIRSKI	POL	FAU55 RACING - FAMILY CASH	YAMAHA	Dunlop STCK10C	17	28:26.531	+9.000	150.0	12	1:39.770	150.9
3	10	UNAI ORRADRE	ESP	TEAM HONDA LAGLISSE	HONDA	Dunlop STCK10C	17	28:26.571	+9.040	150.0	5	1:39.637	151.1
4	94	NAOMICHI URAMOTO	JPN	JEG RACING	HONDA	Pirelli SBK	17	28:31.268	+13.737	149.6	2	1:39.919	150.7
5	40	ROMAN RAMOS	ESP	KAWASAKI PALMETO PL RACING	KAWASAKI	Pirelli SBK	17	28:35.686	+18.155	149.2	2	1:39.767	150.9
6	26	DANIEL SAEZ	ESP	TEAM HONDA LAGLISSE	HONDA	Dunlop SBK	17	28:41.805	+24.274	148.6	12	1:40.249	150.2
7	2	GUILAUME ANTIGA	FRA	JEG RACING	HONDA	Pirelli STCK10C	17	28:43.718	+26.187	148.5	4	1:40.270	150.1
8	53	DANIEL GONZALEZ	ESP	PS RACING TEAM	YAMAHA	Pirelli STCK10C	17	28:43.482	+25.951	148.5	13	1:40.576	149.7
9	24	LEONARDO TACCINI	ITA	BMW EASYRACE TEAM		Dunlop STCK10C	17	29:01.377	+43.846	147.0	4	1:41.507	148.3
10	44	STEVEN ODENDAAL	RSA	NEW2 PROJECT TEAM	YAMAHA	Pirelli SBK	17	29:08.734	+51.203	146.4	3	1:39.187	151.8
11	29	JUAN JOSE NUÑEZ	ESP	YAMAHA GV STRATOS	YAMAHA	Pirelli STCK10C	17	29:32.693	+1:15.162	144.4	2	1:42.611	146.7
12	3	OLA NESBAKKEN	ESP	YAMAHA TEAM SCANDINAVIA	YAMAHA	Dunlop STCK10C	17	29:35.200	+1:17.669	144.2	8	1:43.399	145.6
13	58	RICARDO M. LOPES	POR	STAND OS PUTOS RACING TEAM	HONDA	Dunlop STCK10C	17	29:48.283	+1:30.752	143.1	4	1:43.294	145.8
14	7	ZECHARIAH K. DZEGEDE	USA	JEG RACING	HONDA	Pirelli STCK10C	16	28:21.815	1 Vlt.	141.5	5	1:44.993	143.4
15	46	TIAGO MORGADO	POR	PEQUENO MOTOS RACING TEAM	YAMAHA	Dunlop SBK	16	28:39.368	1 Vlt.	140.1	5	1:45.782	142.3
16	4	JAVIER ARTIME	ESP	PROMORACING TEAM	YAMAHA	STCK10C	16	28:43.955	1 Vlt.	139.7	2	1:45.010	143.4
17	22	DANIEL ERSEK	HUN	AM39 BY V6GH TECH RACING		STCK10C	16	28:58.378	1 Vlt.	138.6	4	1:46.662	141.1

**Retirados**

92	JULIO DOMINGUEZ	ESP	MRE TALENT		Dunlop STCK10C	9	16:32.614		4	1:46.413	141.5
48	ROMEU C. LEITE	POR	A. FARIA LEITE RACING TEAM	YAMAHA	Dunlop SBK	8	14:22.394		4	1:44.730	143.8
96	JAMIE W. DAVIS	GBR	BRITISH CARRERA TEAM	YAMAHA	Pirelli STCK10C	4	7:12.561		2	1:42.521	146.8
99	OSCAR GUTIERREZ	ESP	ANDOTRANS TEAM TORRENTO	YAMAHA	Dunlop SBK						

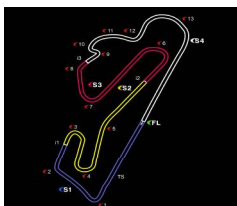
<b>Pole:</b>		STEVEN ODENDAAL		
<b>Vuelta rápida:</b>	Vlt.2	IVO LOPES	1:39.144	151.9 Km/h

#53 - Sanción de una posición en carrera por adelantar en bandera amarilla

Hora de publicación: .....

Estado de pista: **SECO**

<b>Director de Carrera</b> João Pedro Lima		<b>Timekeeper</b>
---	--	-------------------



**SBK**  
**ESBK ESTORIL**  
**Carrera 2**  
**Clasificación por Clase**


**REVISADA**

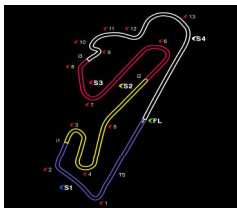
Nº Piloto	Nac	Equipo	Moto	Tiempo	Vlt. Total	Dif.	Km/h
<b>SBK</b>							
1	75	IVO LOPES	POR	BMW EASYRACE TEAM	BMW	1:39.144	2 17 151.9
2	94	NAOMICHI URAMOTO	JPN	JEG RACING	HONDA	1:39.919	2 17 +13.737 +13.737 150.7
3	40	ROMAN RAMOS	ESP	KAWASAKI PALMETO PL RACING	KAWASAKI	1:39.767	2 17 +18.155 +4.418 150.9
4	26	DANIEL SAEZ	ESP	TEAM HONDA LAGLISSE	HONDA	1:40.249	12 17 +24.274 +6.119 150.2
5	44	STEVEN ODENDAAL	RSA	NEW2 PROJECT TEAM	YAMAHA	1:39.187	3 17 +51.203 +26.929 151.8
6	46	TIAGO MORGADO	POR	PEQUENO MOTOS RACING TEAM	YAMAHA	1:45.782	5 16 1 Laps 1 Laps 142.3
<b>Retirados</b>							
48	ROMEU C. LEITE	POR	A. FARIA LEITE RACING TEAM	YAMAHA	1:44.730	4 8 143.8	
99	OSCAR GUTIERREZ	ESP	ANDOTRANS TEAM TORRENTO	YAMAHA			
<b>STCK1000</b>							
1	74	PIOTR BIESIEKIRSKI	POL	FAU55 RACING - FAMILY CASH	YAMAHA	1:39.770	12 17 150.9
2	10	UNAI ORRADRE	ESP	TEAM HONDA LAGLISSE	HONDA	1:39.637	5 17 +0.040 +0.040 151.1
3	2	GUILLAUME ANTIGA	FRA	JEG RACING	HONDA	1:40.270	4 17 +17.187 +17.147 150.1
4	53	DANIEL GONZALEZ	ESP	PS RACING TEAM	YAMAHA	1:40.576	13 17 +16.951 149.7
5	24	LEONARDO TACCINI	ITA	BMW EASYRACE TEAM		1:41.507	4 17 +34.846 +17.895 148.3
6	29	JUAN JOSE NUÑEZ	ESP	YAMAHA GV STRATOS	YAMAHA	1:42.611	2 17 +1'06.162 +31.316 146.7
7	3	OLA NESBAKKEN	ESP	YAMAHA TEAM SCANDINAVIA	YAMAHA	1:43.399	8 17 +1'08.669 +2.507 145.6
8	58	RICARDO M. LOPES	POR	STAND OS PUTOS RACING TEAM	HONDA	1:43.294	4 17 +1'21.752 +13.083 145.8
9	7	ZECHARIAH K. DZEGEDE	USA	JEG RACING	HONDA	1:44.993	5 16 1 Laps 1 Laps 143.4
10	4	JAVIER ARTIME	ESP	PROMORACING TEAM	YAMAHA	1:45.010	2 16 1 Laps +22.140 143.4
11	22	DANIEL ERSEK	HUN	AM39 BY V&GH TECH RACING		1:46.662	4 16 1 Laps +14.423 141.1
<b>Retirados</b>							
92	JULIO DOMINGUEZ	ESP	MRE TALENT		1:46.413	4 9 141.5	
96	JAMIE W. DAVIS	GBR	BRITISH CARRERA TEAM	YAMAHA	1:42.521	2 4 146.8	

#53 - Sanción de una posición en carrera por adelantar en bandera amarilla

Hora de publicación: .....

Estado de pista: **SECO**

<p><b>Director de Carrera</b> João Pedro Lima</p>		<p><b>Timekeeper</b></p>
---	---	--------------------------



# SBK

## ESBK ESTORIL

### Carrera 2

#### Vuelta a vuelta

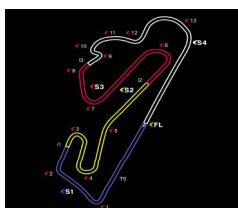
— Vuelta invalidada

■ Mejor Personal

■ Mejor de la sesión

■ Cruzando por el pit lane

Vit.	Nombre	Tiempo	Sector 1	Sector 2	Sector 3	Sector 4	T. Sesión	Vit.	Nombre	Tiempo	Sector 1	Sector 2	Sector 3	Sector 4	T. Sesión	
<b>2</b>	<b>GUILLAUME ANTIGA</b>							FRA	15							26:55.455
	JEG RACING							HONDA	16	1:48.500	<b>20.539</b>	26.523	26.082	35.356	28:43.955	
1	1:46.201							24.663	25.408	23.959	32.171	1:46.201				
2	1:40.499							19.980	24.933	23.663	<b>31.923</b>	3:26.700				
3	1:40.437							19.859	<b>24.846</b>	23.705	32.027	5:07.137				
4	<b>1:40.270</b>							<b>19.725</b>	24.883	<b>23.632</b>	32.030	6:47.407				
5	1:40.593							19.760	24.995	23.647	32.191	8:28.000				
6	1:40.752							19.846	24.979	23.794	32.133	10:08.752				
7	1:41.114							19.864	24.988	23.821	32.441	11:49.866				
8	1:41.489							20.002	25.123	23.876	32.488	13:31.355				
9	1:41.440							19.868	25.159	23.994	32.419	15:12.795				
10	1:41.213							19.866	25.104	23.887	32.356	16:54.008				
11	1:41.248							19.871	25.099	23.881	32.397	18:35.256				
12	1:41.069							19.894	25.110	23.801	32.264	20:16.325				
13	1:41.195							19.781	25.182	23.950	32.282	21:57.520				
14	1:41.392							19.856	25.223	23.882	32.431	23:38.912				
15	1:41.209							19.944	25.101	23.921	32.243	25:20.121				
16	1:41.838							19.884	25.248	24.594	32.112	27:01.959				
17	1:41.759							19.842	25.128	24.101	32.688	28:43.718				
<b>3</b>	<b>OLA NESBAKKEN</b>							ESP	<b>7</b>	<b>ZECHARIAH K. DZEGEDE</b>						USA
	YAMAHA TEAM SCANDINAVIA							YAMAHA		JEG RACING						HONDA
1	1:50.070							25.515	26.564	24.984	33.007	1:50.070				
2	1:45.334							20.360	25.876	25.859	33.239	3:35.404				
3	1:44.180							20.595	26.015	24.679	32.891	5:19.584				
4	1:43.505							20.373	25.740	24.658	<b>32.734</b>	7:03.089				
5	1:44.261							20.287	25.701	25.327	32.946	8:47.350				
6	1:43.577							20.316	25.812	24.606	32.843	10:30.927				
7	1:43.646							20.353	25.767	24.645	32.881	12:14.573				
8	<b>1:43.399</b>							20.356	<b>25.696</b>	<b>24.521</b>	32.826	13:57.972				
9	1:44.332							20.450	26.131	24.710	33.041	15:42.304				
10	1:44.147							20.301	25.946	24.807	33.093	17:26.451				
11	1:44.005							20.412	25.904	24.666	33.023	19:10.456				
12	1:43.968							20.358	25.866	24.771	32.973	20:54.424				
13	1:43.803							20.363	25.881	24.646	32.913	22:38.227				
14	1:43.931							20.377	25.876	24.684	32.994	24:22.158				
15	1:44.048							<b>20.270</b>	25.903	24.816	33.059	26:06.206				
16	1:44.607							20.461	26.047	24.824	33.275	27:50.813				
17	1:44.387							20.395	26.049	24.848	33.095	29:35.200				
<b>4</b>	<b>JAVIER ARTIME</b>							ESP	<b>10</b>	<b>UNAI ORRADRE</b>						ESP
	PROMORACING TEAM							YAMAHA		TEAM HONDA LAGLISSE						HONDA
1	1:53.086							26.877	26.986	25.930	33.293	1:53.086				
2	<b>1:45.010</b>							20.687	26.441	<b>24.700</b>	<b>33.182</b>	3:38.096				
3	1:45.783							21.002	26.326	25.220	33.235	5:23.879				
4	1:47.638							20.712	26.306	27.297	33.323	7:11.517				
5	1:45.727							20.896	26.209	25.053	33.569	8:57.244				
6	1:47.285							20.838	<b>26.042</b>	27.066	33.339	10:44.529				
7	1:46.172							21.380	26.172	25.257	33.363	12:30.701				
8	1:45.816							20.915	26.287	24.986	33.628	14:16.517				
9	1:47.773							20.846	26.281	26.907	33.739	16:04.290				
10	1:46.265							21.186	26.417	25.253	33.409	17:50.555				
11	1:45.826							20.591	26.488	25.018	33.729	19:36.381				
12	1:48.484							20.652	26.344	27.727	33.761	21:24.865				
13	1:47.084							21.193	26.697	25.567	33.627	23:11.949				
14	1:51.241							21.147	26.847	27.627	35.620	25:03.190				
<b>22</b>	<b>DANIEL ERSEK</b>							HUN	<b>16</b>	<b>16</b>						
	AM39 BY VEGH TECH RACING									16						
1	1:53.707							27.045	27.460	25.654	33.548	1:53.707				
2	1:47.382							21.223	26.884	25.618	<b>33.657</b>	3:41.089				
3	1:46.762							21.254	26.765	25.320	<b>33.423</b>	5:27.851				
4	<b>1:46.662</b>							<b>21.071</b>	<b>26.399</b>	<b>25.291</b>	33.901	7:14.513				
5	1:46.877							21.372	26.448	25.440	33.617	9:01.390				
6	1:47.557							21.508	26.703	25.645	33.701	10:48.947				
7	1:47.863							21.567	27.065	25.533	33.698	12:36.810				
8	1:47.969							21.429	26.823	25.571	34.146	14:24.779				
9	1:48.686							21.521	26.912	25.949	34.304	16:13.465				
10	1:48.028							21.312	26.791	25.903	34.022	18:01.493				
11	1:48.725							21.518	26.920	26.065	34.222	19:50.218				
12	1:49.087							21.817	27.154	26.118	33.998	21:39.305				
13	1:48.509							21.401	26.820	25.901	34.387	23:27.814				



# SBK ESBK ESTORIL Carrera 2

## Vuelta a vuelta

— Vuelta invalidada ■ Mejor Personal ■ Mejor de la sesión B Cruzando por el pit lane

Vlt.	Tiempo	Sector 1	Sector 2	Sector 3	Sector 4	T. Sesión	Vlt.	Tiempo	Sector 1	Sector 2	Sector 3	Sector 4	T. Sesión
14	1:49.207	21.862	27.177	25.940	34.228	25:17.021	12	1:44.479	20.455	25.996	24.880	33.148	20:50.776
15	1:51.451	21.838	28.564	26.635	34.414	27:08.472	13	1:44.534	20.398	26.005	24.911	33.220	22:35.310
16	1:49.906	21.745	27.577	26.075	34.509	28:58.378	14	1:44.208	20.222	25.887	24.868	33.231	24:19.518

24 LEONARDO TACCINI ITA						
BMW EASYRACE TEAM						
1	1:46.269	24.482	25.170	24.160	32.457	1:46.269
2	1:41.884	20.185	25.395	24.131	32.173	3:28.153
3	1:42.045	20.101	25.142	24.494	32.308	5:10.198
4	1:41.507	19.881	25.109	24.172	32.345	6:51.705
5	1:41.726	20.178	25.199	24.058	32.291	8:33.431
6	1:42.007	19.966	25.230	24.381	32.430	10:15.438
7	1:42.419	20.018	25.297	24.497	32.607	11:57.857
8	1:42.304	19.995	25.364	24.431	32.514	13:40.161
9	1:42.338	19.920	25.491	24.364	32.563	15:22.499
10	1:42.531	19.870	25.613	24.463	32.585	17:05.030
11	1:42.190	19.841	25.512	24.416	32.421	18:47.220
12	1:42.333	19.925	25.517	24.449	32.442	20:29.553
13	1:42.150	19.924	25.416	24.367	32.443	22:11.703
14	1:42.373	19.890	25.554	24.429	32.500	23:54.076
15	1:42.180	19.940	25.339	24.332	32.569	25:36.256
16	1:42.242	19.837	25.492	24.495	32.418	27:18.498
17	1:42.879	20.016	25.565	24.596	32.702	29:01.377

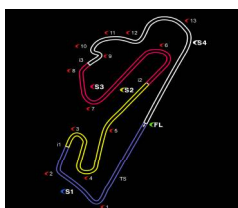
26 DANIEL SAEZ ESP						
TEAM HONDA LAGLISSE HONDA						
1	1:45.479	23.615	25.168	24.085	32.611	1:45.479
2	1:43.100	20.887	26.116	24.027	32.070	3:28.579
3	1:41.351	20.070	25.032	24.238	32.011	5:09.930
4	1:40.729	19.812	25.220	23.770	31.927	6:50.659
5	1:40.658	19.817	25.067	23.700	32.074	8:31.317
6	1:40.983	19.889	25.052	23.811	32.231	10:12.300
7	1:40.745	19.850	25.100	23.762	32.033	11:53.045
8	1:41.237	20.133	25.160	23.842	32.102	13:34.282
9	1:41.246	19.716	25.139	24.047	32.344	15:15.528
10	1:40.848	19.707	25.132	23.994	32.015	16:56.376
11	1:40.649	19.615	25.118	23.910	32.006	18:37.025
12	1:40.249	19.639	24.994	23.827	31.789	20:17.274
13	1:40.480	19.732	24.986	23.843	31.919	21:57.754
14	1:41.126	19.813	25.193	23.959	32.161	23:38.880
15	1:40.831	19.699	25.060	23.952	32.120	25:19.711
16	1:40.831	19.684	25.074	23.958	32.115	27:00.542
17	1:41.263	19.807	25.123	24.009	32.324	28:41.805

29 JUAN JOSE NUÑEZ ESP						
YAMAHA GV STRATOS YAMAHA						
1	1:47.915	24.972	25.782	24.726	32.435	1:47.915
2	1:42.611	20.047	25.486	24.528	32.550	3:30.526
3	1:43.649	20.321	25.699	24.835	32.794	5:14.175
4	1:44.096	20.062	25.872	24.990	33.172	6:58.271
5	1:43.958	20.331	25.845	24.718	33.064	8:42.229
6	1:43.576	20.119	25.781	24.673	33.003	10:25.805
7	1:43.821	20.228	25.812	24.728	33.053	12:09.626
8	1:44.233	20.382	25.894	24.766	33.191	13:53.859
9	1:43.989	20.289	25.781	24.814	33.105	15:37.848
10	1:44.246	20.255	25.843	24.943	33.205	17:22.094
11	1:44.203	20.273	25.933	24.753	33.244	19:06.297

40 ROMAN RAMOS ESP						
KAWASAKI PALMETO PL RACING KAWASAKI						
1	1:45.515	24.005	25.198	23.895	32.417	1:45.515
2	1:39.767	19.644	24.874	23.590	31.659	3:25.282
3	1:39.954	19.677	24.910	23.465	31.902	5:05.236
4	1:40.155	19.763	25.036	23.563	31.793	6:45.391
5	1:40.446	20.038	24.838	23.791	31.779	8:25.837
6	1:40.309	19.702	24.814	23.731	32.062	10:06.146
7	1:40.897	19.738	24.809	24.565	31.785	11:47.043
8	1:40.250	19.784	24.914	23.724	31.828	13:27.293
9	1:40.289	19.831	24.936	23.594	31.928	15:07.582
10	1:40.353	19.806	25.004	23.600	31.943	16:47.935
11	1:40.273	19.806	24.865	23.620	31.982	18:28.208
12	1:40.311	19.768	24.904	23.692	31.947	20:08.519
13	1:40.787	19.796	24.988	23.871	32.132	21:49.306
14	1:41.146	19.849	25.106	23.848	32.343	23:30.452
15	1:41.478	19.997	25.472	23.752	32.257	25:11.930
16	1:40.960	19.965	24.996	23.926	32.073	26:52.890
17	1:42.796	20.170	25.688	24.237	32.701	28:35.686

44 STEVEN ODENDAAL RSA						
NEW2 PROJECT TEAM YAMAHA						
1	1:42.790	23.178	24.944	23.310	31.358	1:42.790
2	1:39.199	19.561	24.659	23.345	31.634	3:21.989
3	1:39.187	19.386	24.676	23.431	31.694	5:01.176
4	1:39.476	19.538	24.673	23.537	31.728	6:40.652
5	1:39.459	19.434	24.712	23.609	31.704	8:20.111
6	1:39.418	19.516	24.658	23.545	31.699	9:59.529
7	1:39.373	19.475	24.743	23.384	31.771	11:38.902
8	1:39.374	19.442	24.729	23.523	31.680	13:18.276
9	1:39.604	19.478	24.809	23.581	31.736	14:57.880
10	1:40.016	19.517	24.954	23.654	31.891	16:37.896
11	1:39.636	19.419	24.891	23.453	31.873	18:17.532
12	1:39.681	19.426	24.901	23.587	31.767	19:57.213
13	1:40.061	19.428	24.775	23.826	32.032	21:37.274
14	1:39.817	19.547	24.864	23.631	31.775	23:17.091
15	1:40.201	19.432	24.889	23.963	31.917	24:57.292
16	1:40.271	19.843	24.868	23.684	31.876	26:37.563
17	2:31.171	19.510	24.956	1:12.077	34.628	29:08.734

46 TIAGO MORGADO POR						
PEQUENO MOTOS RACING TEAM YAMAHA						
1	1:52.923	26.250	27.039	25.741	33.893	1:52.923
2	1:47.169	21.104	26.617	25.323	34.125	3:40.092
3	1:46.538	21.101	26.649	25.285	33.503	5:26.630
4	1:45.903	20.893	26.277	25.229	33.504	7:12.533
5	1:45.782	20.863	26.256	25.143	33.520	8:58.315
6	1:45.984	20.881	26.330	25.098	33.675	10:44.299
7	1:46.180	21.049	26.283	25.051	33.797	12:30.479
8	1:47.626	21.402	26.565	25.613	34.046	14:18.105

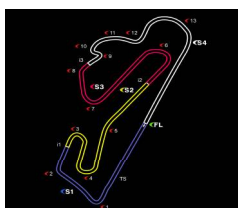


# SBK ESBK ESTORIL Carrera 2

## Vuelta a vuelta

— Vuelta invalidada ■ Mejor Personal ■ Mejor de la sesión B Cruzando por el pit lane

Vlt.	Tiempo	Sector 1	Sector 2	Sector 3	Sector 4	T. Sesión	Vlt.	Tiempo	Sector 1	Sector 2	Sector 3	Sector 4	T. Sesión
9	1:47.148	20.922	26.649	25.627	33.950	16:05.253	16	1:45.683	20.930	26.398	25.117	33.238	28:01.896
10	1:46.180	21.021	26.369	25.231	33.559	17:51.433	17	1:46.387	21.081	26.649	25.076	33.581	29:48.283
11	1:46.352	20.874	26.395	25.292	33.791	19:37.785	<b>74</b> PIOTR BIESIEKIRSKI POL						
12	1:46.219	20.878	<b>26.225</b>	25.295	33.821	21:24.004	FAU55 RACING - FAMILY CASH YAMAHA						
13	1:47.343	20.930	26.512	25.594	34.307	23:11.347	1	1:44.783	23.988	25.065	23.920	31.810	1:44.783
14	1:51.851	21.346	27.207	27.897	35.401	25:03.198	2	1:39.975	19.715	25.001	23.615	<b>31.644</b>	3:24.758
15	1:48.521	21.000	26.506	26.844	34.171	26:51.719	3	1:40.537	19.784	24.962	23.712	32.079	5:05.295
16	1:47.649	<b>20.754</b>	26.722	25.727	34.446	28:39.368	4	1:40.191	19.850	25.063	23.604	31.674	6:45.486
<b>48</b> ROMEU C. LEITE POR							5	1:40.099	19.646	24.909	23.646	31.898	8:25.585
A. FARIA LEITE RACING TEAM YAMAHA							6	1:40.084	19.666	24.992	23.615	31.811	10:05.669
1	1:52.976	26.530	27.081	25.974	33.391	1:52.976	7	1:39.780	19.550	24.930	23.596	31.704	11:45.449
2	1:46.059	21.265	26.676	25.094	<b>33.024</b>	3:39.035	8	1:40.063	19.718	25.018	23.571	31.756	13:25.512
3	1:45.107	<b>20.593</b>	26.103	25.130	33.281	5:24.142	9	1:39.876	19.644	25.004	<b>23.472</b>	31.756	15:05.388
4	<b>1:44.730</b>	20.815	26.185	<b>24.667</b>	33.063	7:08.872	10	1:39.911	<b>19.524</b>	24.934	<b>23.539</b>	31.914	16:45.299
5	1:44.866	20.875	<b>25.896</b>	24.872	33.223	8:53.738	11	1:39.839	19.567	<b>24.900</b>	23.650	31.722	18:25.138
6	1:44.744	20.737	26.017	24.795	33.195	10:38.482	12	<b>1:39.770</b>	19.535	24.974	23.559	31.702	20:04.908
7	1:45.683	21.011	26.299	24.996	33.377	12:24.165	13	1:40.280	19.593	24.949	23.595	32.143	21:45.188
8	1:58.229 B	21.022	26.554	25.169	45.484	14:22.394	14	1:40.351	19.621	25.050	23.633	32.047	23:25.539
<b>53</b> DANIEL GONZALEZ ESP							15	1:40.145	19.598	25.061	23.647	31.839	25:05.684
PS RACING TEAM YAMAHA							16	1:40.604	19.766	25.194	23.769	31.875	26:46.288
1	1:47.165	25.567	25.542	24.088	31.968	1:47.165	17	1:40.243	19.668	25.013	23.695	31.867	28:26.531
2	1:41.676	20.122	25.381	24.057	32.116	3:28.841	<b>75</b> IVO LOPES POR						
3	1:41.661	20.072	25.237	24.065	32.287	5:10.502	BMW EASYRACE TEAM BMW						
4	1:41.183	19.876	25.144	23.930	32.233	6:51.685	1	1:42.563	23.055	24.690	<b>23.317</b>	<b>31.501</b>	1:42.563
5	1:40.682	20.033	<b>24.964</b>	23.698	31.987	8:32.367	2	<b>1:39.144</b>	19.388	<b>24.644</b>	23.434	31.678	3:21.707
6	1:41.116	19.996	25.113	23.900	32.107	10:13.483	3	1:39.254	<b>19.349</b>	24.749	23.505	31.651	5:00.961
7	1:40.740	19.988	24.999	23.758	31.995	11:54.223	4	1:39.455	19.390	24.748	23.620	31.697	6:40.416
8	1:41.314	20.131	25.208	23.917	32.058	13:35.537	5	1:39.379	19.414	24.725	23.562	31.678	8:19.795
9	1:40.659	19.841	25.117	23.738	<b>31.963</b>	15:16.196	6	1:39.534	19.473	24.798	23.530	31.733	9:59.329
10	1:40.580	19.804	25.064	<b>23.678</b>	32.034	16:56.776	7	1:39.296	19.443	24.674	23.468	31.711	11:38.625
11	1:40.616	19.757	25.039	23.811	32.009	18:37.392	8	1:39.504	19.401	24.804	23.493	31.806	13:18.129
12	1:40.768	<b>19.739</b>	24.996	23.937	32.096	20:18.160	9	1:39.458	19.410	24.786	23.526	31.736	14:57.587
13	<b>1:40.576</b>	19.801	25.010	23.733	32.032	21:58.736	10	1:40.386	19.600	24.947	24.101	31.738	16:37.973
14	1:40.691	19.822	24.993	23.793	32.083	23:39.427	11	1:39.812	19.778	24.827	23.558	31.649	18:17.785
15	1:40.881	19.794	25.080	23.945	32.062	25:20.308	12	1:39.628	19.503	24.842	23.658	31.625	19:57.413
16	1:41.559	19.907	25.374	24.018	32.260	27:01.867	13	1:39.918	19.526	24.798	23.638	31.956	21:37.331
17	1:41.615	20.045	25.054	23.962	32.554	28:43.482	14	1:39.813	19.717	24.852	23.647	31.597	23:17.144
<b>58</b> RICARDO M. LOPES POR							15	1:40.185	19.626	24.891	23.945	31.723	24:57.329
STAND OS PUTOS RACING TEAM HONDA							16	1:40.078	19.614	24.893	23.690	31.881	26:37.407
1	1:51.752	26.964	26.634	25.496	<b>32.658</b>	1:51.752	17	1:40.124	19.557	24.824	23.647	32.096	28:17.531
2	1:43.666	20.503	25.735	24.574	32.854	3:35.418	<b>92</b> JULIO DOMINGUEZ ESP						
3	1:43.381	20.375	25.898	<b>24.403</b>	32.705	5:18.799	MRE TALENT						
4	<b>1:43.294</b>	<b>20.267</b>	25.773	24.526	32.728	7:02.093	1	1:54.506	27.409	27.629	25.512	33.956	1:54.506
5	1:43.421	20.384	<b>25.545</b>	24.670	32.822	8:45.514	2	1:46.819	21.142	26.669	25.401	33.607	3:41.325
6	1:44.042	20.627	25.861	24.739	32.815	10:29.556	3	1:47.163	21.309	26.808	<b>25.257</b>	33.789	5:28.488
7	1:43.595	20.427	25.812	24.533	32.823	12:13.151	4	<b>1:46.413</b>	<b>20.946</b>	<b>26.369</b>	25.293	33.805	7:14.901
8	1:44.384	20.579	25.951	24.833	33.021	13:57.535	5	1:47.048	21.329	26.591	25.343	33.785	9:01.949
9	1:44.952	20.719	26.144	24.841	33.248	15:42.487	6	1:47.545	21.398	26.650	25.588	33.909	10:49.494
10	1:45.265	21.078	26.175	24.952	33.060	17:27.752	7	1:47.616	21.634	26.778	25.602	<b>33.602</b>	12:37.110
11	1:46.007	20.843	26.486	25.156	33.522	19:13.759	8	1:48.064	21.485	26.869	25.612	34.098	14:25.174
12	1:45.553	21.088	26.267	25.020	33.178	20:59.312	9	2:07.440 B	21.702	26.828	26.281	52.629	16:32.614
13	1:45.423	20.919	26.419	24.881	33.204	22:44.735	<b>94</b> NAOMICHI URAMOTO JPN						
14	1:45.678	20.871	26.467	24.963	33.377	24:30.413	JEG RACING HONDA						
15	1:45.800	21.131	26.414	25.063	33.192	26:16.213							

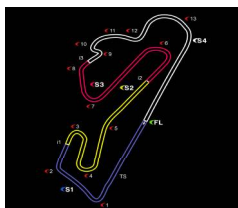


**SBK**  
**ESBK ESTORIL**  
**Carrera 2**  
**Vuelta a vuelta**

— Vuelta invalidada    ■ Mejor Personal    ■ Mejor de la sesión    B Cruzando por el pit lane

Vlt.	Tiempo	Sector 1	Sector 2	Sector 3	Sector 4	T. Sesión	Vlt.	Tiempo	Sector 1	Sector 2	Sector 3	Sector 4	T. Sesión
1	1:45.583	24.305	25.153	23.891	32.234	1:45.583							
2	<b>1:39.919</b>	19.885	24.773	23.632	<b>31.629</b>	3:25.502							
3	1:40.115	20.011	<b>24.755</b>	23.604	31.745	5:05.617							
4	1:40.372	19.830	24.954	23.787	31.801	6:45.989							
5	1:40.170	19.748	24.822	23.702	31.898	8:26.159							
6	1:40.250	19.833	24.788	23.821	31.808	10:06.409							
7	1:40.206	19.710	24.854	23.693	31.949	11:46.615							
8	1:39.949	19.806	24.792	<b>23.535</b>	31.816	13:26.564							
9	1:40.314	19.711	24.881	23.660	32.062	15:06.878							
10	1:40.053	<b>19.660</b>	24.918	23.599	31.876	16:46.931							
11	1:40.518	19.746	24.888	23.719	32.165	18:27.449							
12	1:40.263	19.752	24.919	23.748	31.844	20:07.712							
13	1:40.333	19.677	24.978	23.713	31.965	21:48.045							
14	1:40.429	19.739	24.932	23.779	31.979	23:28.474							
15	1:40.681	20.158	24.892	23.647	31.984	25:09.155							
16	1:40.675	19.852	24.936	23.767	32.120	26:49.830							
17	1:41.438	19.723	25.210	24.183	32.322	28:31.268							

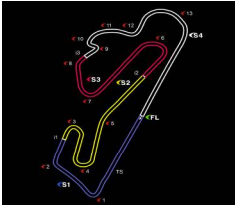
<b>96</b>	<b>JAMIE W. DAVIS</b>					GBR
	BRITISH CARRERA TEAM					YAMAHA
1	1:48.235	25.766	25.849	<b>24.382</b>	<b>32.238</b>	1:48.235
2	<b>1:42.521</b>	<b>20.076</b>	<b>25.437</b>	24.435	32.573	3:30.756
3	1:43.608	20.310	25.642	25.040	32.616	5:14.364
4	1:58.197 <b>B</b>	20.488	25.917	25.083	46.709	7:12.561



## SBK ESBK ESTORIL Carrera 2

### Mejores tiempos de sector

Sector 1			Sector 2		Sector 3		Sector 4		Vuelta Ideal		Mejor Vuelta	
Pos	Nº Piloto	Tiempo	Nº Piloto	Tiempo	Nº Piloto	Tiempo	Nº Piloto	Tiempo	Pos	Nº	Tiempo	
1	75 I.LOPES	19.349	75 I.LOPES	24.644	44 S.ODENDAAL	23.310	44 S.ODENDAAL	31.358	1	44	1:38.712	1:39.187 (2)
2	44 S.ODENDAAL	19.386	44 S.ODENDAAL	24.658	75 I.LOPES	23.317	75 I.LOPES	31.501	2	75	1:38.811	1:39.144 (1)
3	10 U.ORRADRE	19.392	94 N.URAMOTO	24.755	10 U.ORRADRE	23.417	94 N.URAMOTO	31.629	3	10	1:39.357	1:39.637 (3)
4	74 P.BIESIEKIRSKI	19.524	40 R.RAMOS	24.809	40 R.RAMOS	23.465	74 P.BIESIEKIRSKI	31.644	4	74	1:39.540	1:39.770 (5)
5	26 D.SAEZ	19.615	2 G.ANTIGA	24.846	74 P.BIESIEKIRSKI	23.472	40 R.RAMOS	31.659	5	40	1:39.577	1:39.767 (4)
6	40 R.RAMOS	19.644	10 U.ORRADRE	24.860	94 N.URAMOTO	23.535	10 U.ORRADRE	31.688	6	94	1:39.579	1:39.919 (6)
7	94 N.URAMOTO	19.660	74 P.BIESIEKIRSKI	24.900	2 G.ANTIGA	23.632	26 D.SAEZ	31.789	7	26	1:40.090	1:40.249 (7)
8	2 G.ANTIGA	19.725	53 D.GONZALEZ	24.964	53 D.GONZALEZ	23.678	2 G.ANTIGA	31.923	8	2	1:40.126	1:40.270 (8)
9	53 D.GONZALEZ	19.739	26 D.SAEZ	24.986	26 D.SAEZ	23.700	53 D.GONZALEZ	31.963	9	53	1:40.344	1:40.576 (9)
10	24 L.TACCINI	19.837	24 L.TACCINI	25.109	24 L.TACCINI	24.058	24 L.TACCINI	32.173	10	24	1:41.177	1:41.507 (10)
11	29 J.NUÑEZ	20.047	96 J.DAVIS	25.437	96 J.DAVIS	24.382	96 J.DAVIS	32.238	11	96	1:42.133	1:42.521 (11)
12	96 J.DAVIS	20.076	29 J.NUÑEZ	25.486	58 R.LOPES	24.403	29 J.NUÑEZ	32.435	12	29	1:42.496	1:42.611 (12)
13	58 R.LOPES	20.267	58 R.LOPES	25.545	3 O.NESBAKKEN	24.521	58 R.LOPES	32.658	13	58	1:42.873	1:43.294 (13)
14	3 O.NESBAKKEN	20.270	3 O.NESBAKKEN	25.696	29 J.NUÑEZ	24.528	3 O.NESBAKKEN	32.734	14	3	1:43.221	1:43.399 (14)
15	4 J.ARTIME	20.539	48 R.LEITE	25.896	48 R.LEITE	24.667	48 R.LEITE	33.024	15	48	1:44.180	1:44.730 (15)
16	48 R.LEITE	20.593	4 J.ARTIME	26.042	4 J.ARTIME	24.700	4 J.ARTIME	33.182	16	4	1:44.463	1:45.010 (17)
17	7 Z.DZEGEDE	20.655	7 Z.DZEGEDE	26.078	7 Z.DZEGEDE	24.830	7 Z.DZEGEDE	33.257	17	7	1:44.820	1:44.993 (16)
18	46 T.MORGADO	20.754	46 T.MORGADO	26.225	46 T.MORGADO	25.051	22 D.ERSEK	33.423	18	46	1:45.533	1:45.782 (18)
19	92 J.DOMINGUEZ	20.946	92 J.DOMINGUEZ	26.369	92 J.DOMINGUEZ	25.257	46 T.MORGADO	33.503	19	92	1:46.174	1:46.413 (19)
20	22 D.ERSEK	21.071	22 D.ERSEK	26.399	22 D.ERSEK	25.291	92 J.DOMINGUEZ	33.602	20	22	1:46.184	1:46.662 (20)

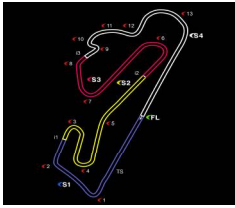


**SBK**  
**ESBK ESTORIL**  
**Carrera 2**

**Planing**

Nº	Pos	Parrilla	Vit.																
			1	2	3	4	5	6	7	8	9	10	11	12	13	14	15	16	17
44	1	44	75	75	75	75	75	75	75	75	75	75	75	75	75	75	75	75	75
75	2	75	44	44	44	44	44	44	44	44	44	44	44	44	44	44	44	44	44
99	3	99	10	10	10	10	10	10	10	10	10	10	10	10	74	74	74	74	10
74	4	74	74	74	40	40	74	74	74	74	74	74	74	10	10	10	10	10	94
10	5	10	26	40	74	74	40	40	94	94	94	94	94	94	94	94	94	94	40
2	6	2	40	94	94	94	94	94	40	40	40	40	40	40	40	40	40	40	26
26	7	26	94	2	2	2	2	2	2	2	2	2	2	2	2	26	26	26	53
40	8	40	2	24	26	26	26	26	26	26	26	26	26	26	2	2	53	2	
24	9	24	24	26	24	53	53	53	53	53	53	53	53	53	53	53	53	2	24
94	10	94	53	53	53	24	24	24	24	24	24	24	24	24	24	24	24	44	
53	11	53	29	29	29	29	29	29	29	29	29	29	29	29	29	29	29	29	
96	12	96	96	96	96	58	58	58	58	58	3	3	3	3	3	3	3	3	
29	13	29	3	3	58	3	3	3	3	3	58	58	58	58	58	58	58	58	58
3	14	3	58	58	3	48	48	48	48	7	7	7	7	7	7	7	7	7	
48	15	48	46	4	4	7	7	7	7	4	4	4	4	46	46	4	46	46	
58	16	58	48	48	48	4	4	46	46	46	46	46	4	4	46	4	4	4	
4	17	4	4	46	7	46	46	4	4	48	22	22	22	22	22	22	22	22	
7	18	7	22	7	46	96	22	22	22	22	92								
22	19	22	7	22	22	22	92	92	92										
92	20	92	92	92	92														
46	21	46																	





**SBK**  
**ESBK ESTORIL**  
Carrera 2 (17 Vlt., 71,1 km.)

Parrilla de salida

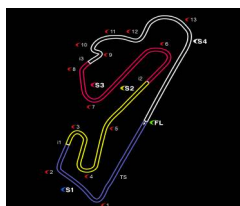
<b>46 MORGADO, TIAGO</b>  21	<b>92 DOMINGUEZ, JULIO</b>  20	<b>22 ERSEK, DANIEL</b>  19 <b>7</b>
<b>7 DZEGEDE, ZECHARIAH</b>  18	<b>4 ARTIME, JAVIER</b>  17	<b>58 LOPES, RICARDO M.</b>  16 <b>6</b>
<b>48 LEITE, ROMEU C.</b>  15	<b>3 NESBAKKEN, OLA</b>  14	<b>29 NUÑEZ, JUAN JOSE</b>  13 <b>5</b>
<b>96 DAVIS, JAMIE W.</b>  12	<b>53 GONZALEZ, DANIEL</b>  11	<b>94 URAMOTO, NAOMICHI</b>  10 <b>4</b>
<b>24 TACCINI, LEONARDO</b>  9	<b>40 RAMOS, ROMAN</b>  8	<b>26 SAEZ, DANIEL</b>  7 <b>3</b>
<b>2 ANTIGA, GUILLAUME</b>  6	<b>10 ORRADRE, UNAI</b>  5	<b>74 BIESIEKIRSKI, PIOTR</b>  4 <b>2</b>
<b>99 GUTIERREZ, OSCAR</b>  3	<b>75 LOPES, IVO</b>  2	<b>44 ODENDAAL, STEVEN</b>  1 <b>1</b>



**Director de Carrera**  
João Pedro Lima



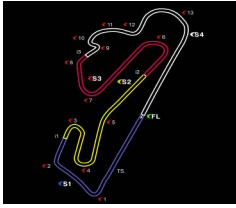
**Timekeeper**



## SBK ESBK ESTORIL Después de Carrera 2

### Velocidad máxima del evento

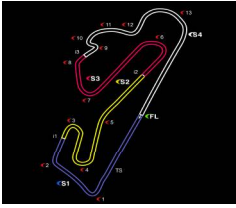
Nº Piloto	Equipo	Moto	Clase	V.Max	Vlt.	Sesión
10 UNAI ORRADRE	TEAM HONDA LAGLISSE	HONDA	STCK1000	314.7	3	Carrera 1
24 LEONARDO TACCINI	BMW EASYRACE TEAM		STCK1000	314.7	6	Carrera 1
26 DANIEL SAEZ	TEAM HONDA LAGLISSE	HONDA	SBK	311.2	2	Carrera 1
2 GUILLAUME ANTIGA	JEG RACING	HONDA	STCK1000	310.3	6	Carrera 1
99 OSCAR GUTIERREZ	ANDOTRANS TEAM TORRENTO	YAMAHA	SBK	310.3	2	Carrera 1
74 PIOTR BIESIEKIRSKI	FAU55 RACING - FAMILY CASH	YAMAHA	STCK1000	307.7	8	Carrera 1
75 IVO LOPES	BMW EASYRACE TEAM	BMW	SBK	307.7	13	Entrenamiento Libre 2
94 NAOMICHI URAMOTO	JEG RACING	HONDA	SBK	307.7	2	Carrera 1
7 ZECHARIAH K. DZEGEDE	JEG RACING	HONDA	STCK1000	306.0	7	Carrera 1
53 DANIEL GONZALEZ	PS RACING TEAM	YAMAHA	STCK1000	304.3	16	Carrera 2
40 ROMAN RAMOS	KAWASAKI PALMETO PL RACING	KAWASAKI	SBK	301.8	2	Carrera 1
44 STEVEN ODENDAAL	NEW2 PROJECT TEAM	YAMAHA	SBK	301.8	4	Entrenamiento Cronome
29 JUAN JOSE NUÑEZ	YAMAHA GV STRATOS	YAMAHA	STCK1000	301.0	2	Carrera 1
58 RICARDO M. LOPES	STAND OS PUTOS RACING TEAM	HONDA	STCK1000	300.2	2	Carrera 1
96 JAMIE W. DAVIS	BRITISH CARRERA TEAM	YAMAHA	STCK1000	300.2	4	Entrenamiento Cronome
4 JAVIER ARTIME	PROMORACING TEAM	YAMAHA	STCK1000	296.9	4	Entrenamiento Cronome
3 OLA NESBAKKEN	YAMAHA TEAM SCANDINAVIA	YAMAHA	STCK1000	296.1	5	Carrera 1
48 ROMEU C. LEITE	A. FARIA LEITE RACING TEAM	YAMAHA	SBK	295.3	4	Carrera 1
46 TIAGO MORGADO	PEQUENO MOTOS RACING TEAM	YAMAHA	SBK	294.5	2	Carrera 1
92 JULIO DOMINGUEZ	MRE TALENT		STCK1000	294.5	14	Entrenamiento Libre 2
22 DANIEL ERSEK	AM39 BY VEGH TECH RACING		STCK1000	293.0	2	Entrenamiento Cronome
9NV PAUL DUFOUR	JEG RACING	HONDA	STCK1000	289.1	9	Entrenamiento Libre 1



**SBK**  
**ESBK ESTORIL**  
Carrera 2

Secuencia de líderes por Clase

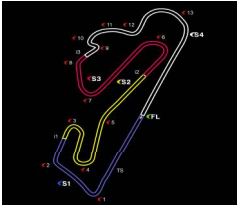
Nº	Piloto	Equipo	Moto	Vuelta a	Vuelta Final	Vlts.	Total Vlts.
<b>SBK</b>							
75	IVO LOPES	BMW EASYRACE TEAM	BMW	1	9	9	9
44	STEVEN ODENDAAL	NEW2 PROJECT TEAM	YAMAHA	10	15	6	6
75	IVO LOPES	BMW EASYRACE TEAM	BMW	16	17	2	11
<b>STCK1000</b>							
10	UNAI ORRADRE	TEAM HONDA LAGLISSE	HONDA	1	12	12	12
74	PIOTR BIESIEKIRSKI	FAU55 RACING - FAMILY CASH	YAMAHA	13	17	5	5



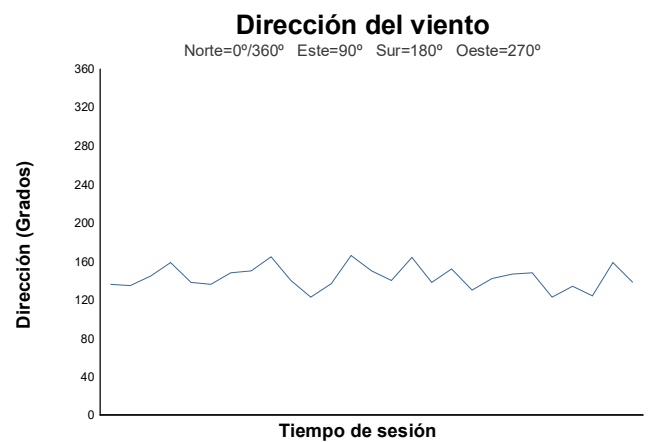
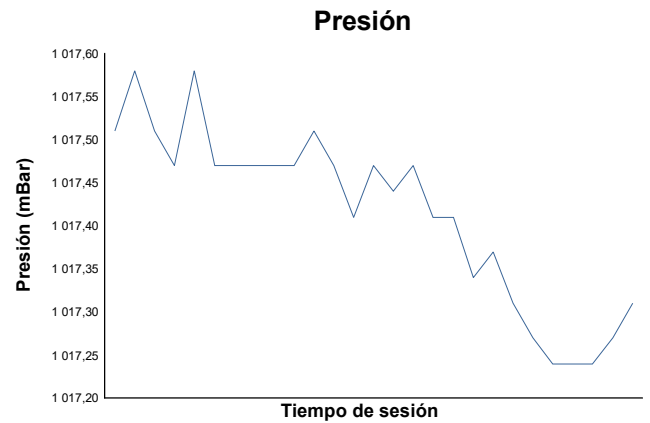
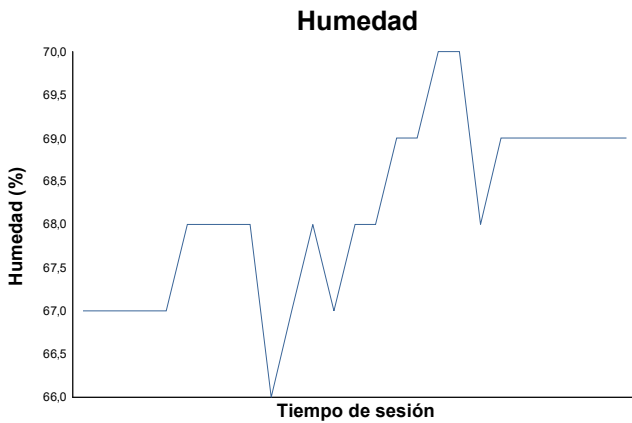
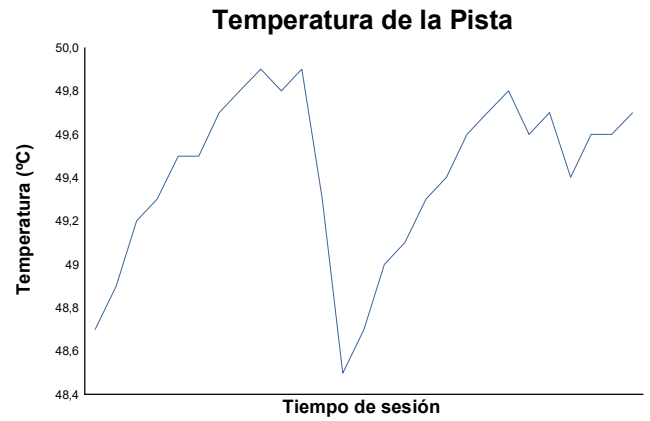
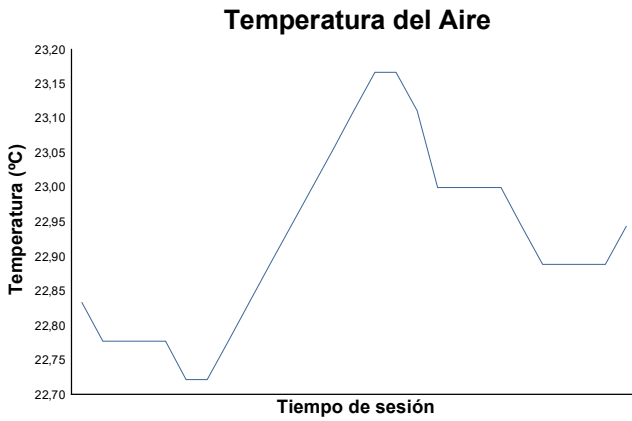
**SBK**  
**ESBK ESTORIL**  
Carrera 2

Secuencia de vueltas rápidas

T. Sesión	Nº Piloto	Equipo	Moto	Clase	Tiempo	Km/h	Vit.
3:21.707	75 IVO LOPES	BMW EASYRACE TEAM	BMW	SBK	1:39.144	151.9	2



**ESBK ESTORIL**  
**SBK**  
**Carrera 2**  
Informe meteorológico



Estado de pista: **SECO**