

**SBK**  
**ESBK ESTORIL**  
Carrera 1 (17 Vlt., 71,1 km.)

**Clasificación**

Nº Piloto	Nac	Equipo	Moto	Neum.CI.	Vlts.	Tiempo Total	Dif.	Km/h	Mejor Vuelta				
									Vlt.	Tiempo Km/h			
1	44	STEVEN ODENDAAL	RSA	NEW2 PROJECT TEAM	YAMAHA	Pirelli SBK	17	28:19.099	-	150.6	10	1:39.313	151.6
2	75	IVO LOPES	POR	BMW EASYRACE TEAM	BMW	Dunlop SBK	17	28:19.476	+0.377	150.6	9	1:39.440	151.4
3	99	OSCAR GUTIERREZ	ESP	ANDOTRANS TEAM TORRENTO	YAMAHA	Dunlop SBK	17	28:19.604	+0.505	150.6	3	1:39.033	152.0
4	74	PIOTR BIESIEKIRSKI	POL	FAU55 RACING - FAMILY CASH	YAMAHA	Dunlop STCK10C	17	28:29.105	+10.006	149.7	14	1:39.887	150.7
5	10	UNAI ORRADRE	ESP	TEAM HONDA LAGLISSE	HONDA	Dunlop STCK10C	17	28:32.214	+13.115	149.5	7	1:39.934	150.7
6	2	GUILLAUME ANTIGA	FRA	JEG RACING	HONDA	Pirelli STCK10C	17	28:34.311	+15.212	149.3	6	1:39.956	150.6
7	26	DANIEL SAEZ	ESP	TEAM HONDA LAGLISSE	HONDA	Dunlop SBK	17	28:35.040	+15.941	149.2	16	1:40.031	150.5
8	40	ROMAN RAMOS	ESP	KAWASAKI PALMETO PL RACING	KAWASAKI	Pirelli SBK	17	28:35.452	+16.353	149.2	3	1:39.706	151.0
9	24	LEONARDO TACCINI	ITA	BMW EASYRACE TEAM		Dunlop STCK10C	17	28:41.579	+22.480	148.7	5	1:40.345	150.0
10	53	DANIEL GONZALEZ	ESP	PS RACING TEAM	YAMAHA	Pirelli STCK10C	17	28:49.185	+30.086	148.0	6	1:40.733	149.5
11	29	JUAN JOSE NUÑEZ	ESP	YAMAHA GV STRATOS	YAMAHA	Pirelli STCK10C	17	29:34.659	+1:15.560	144.2	16	1:43.499	145.5
12	58	RICARDO M. LOPES	POR	STAND OS PUTOS RACING TEAM	HONDA	Dunlop STCK10C	17	29:35.102	+1:16.003	144.2	3	1:43.528	145.4
13	3	OLA NESBAKKEN	ESP	YAMAHA TEAM SCANDINAVIA	YAMAHA	Dunlop STCK10C	17	29:35.500	+1:16.401	144.2	16	1:43.542	145.4
14	48	ROMEU C. LEITE	POR	A. FARIA LEITE RACING TEAM	YAMAHA	Dunlop SBK	17	29:51.112	+1:32.013	142.9	3	1:43.906	144.9
15	7	ZECHARIAH K. DZEGEDE	USA	JEG RACING	HONDA	Pirelli STCK10C	16	28:35.148	1 Vlt.	140.4	10	1:45.656	142.5
16	46	TIAGO MORGADO	POR	PEQUENO MOTOS RACING TEAM	YAMAHA	Dunlop SBK	16	28:51.836	1 Vlt.	139.1	15	1:45.895	142.2
<b>No clasificados</b>													
4	JAVIER ARTIME	ESP	PROMORACING TEAM	YAMAHA		STCK10C	10	17:45.969			9	1:45.576	142.6
92	JULIO DOMINGUEZ	ESP	MRE TALENT			Dunlop STCK10C	6	11:06.526			4	1:46.264	141.7
94	NAOMICHI URAMOTO	JPN	JEG RACING	HONDA		Pirelli SBK	1	1:44.077					
22	DANIEL ERSEK	HUN	AM39 BY VEGH TECH RACING			STCK10C	1	2:20.767					

**No salidos**

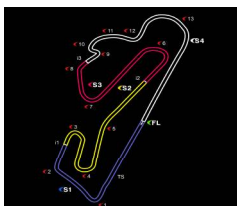
96	JAMIE W. DAVIS	GBR	BRITISH CARRERA TEAM	YAMAHA		Pirelli STCK10C
----	----------------	-----	----------------------	--------	--	-----------------

<b>Pole:</b>	STEVEN ODENDAAL	1:38.648	152.6 Km/h
<b>Vuelta rápida:</b>	Vlt.3 OSCAR GUTIERREZ	1:39.033	152.0 Km/h

Hora de publicación: .....

Estado de pista: **SECO**

<b>Director de Carrera</b> João Pedro Lima		<b>Timekeeper</b>
---	--	-------------------




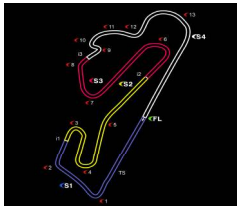
**SBK**  
**ESBK ESTORIL**  
**Carrera 1**  
**Clasificación por Clase**

Nº Piloto	Nac	Equipo	Moto	Tiempo	Vlt. Total	Dif.	Km/h
<b>SBK</b>							
1	44	STEVEN ODENDAAL	RSA	NEW2 PROJECT TEAM	YAMAHA	1:39.313	10 17 151.6
2	75	IVO LOPES	POR	BMW EASYRACE TEAM	BMW	1:39.440	9 17 +0.377 +0.377 151.4
3	99	OSCAR GUTIERREZ	ESP	ANDOTRANS TEAM TORRENTO	YAMAHA	1:39.033	3 17 +0.505 +0.128 152.0
4	26	DANIEL SAEZ	ESP	TEAM HONDA LAGLISSE	HONDA	1:40.031	16 17 +15.941 +15.436 150.5
5	40	ROMAN RAMOS	ESP	KAWASAKI PALMETO PL RACING	KAWASAKI	1:39.706	3 17 +16.353 +0.412 151.0
6	48	ROMEU C. LEITE	POR	A. FARIA LEITE RACING TEAM	YAMAHA	1:43.906	3 17 +1'32.013 1'15.660 144.9
7	46	TIAGO MORGADO	POR	PEQUENO MOTOS RACING TEAM	YAMAHA	1:45.895	15 16 1 Laps 1 Laps 142.2
<b>No clasificados</b>							
94	NAOMICHI URAMOTO	JPN	JEG RACING	HONDA			1
<b>STCK1000</b>							
1	74	PIOTR BIESIEKIRSKI	POL	FAU55 RACING - FAMILY CASH	YAMAHA	1:39.887	14 17 150.7
2	10	UNAI ORRADRE	ESP	TEAM HONDA LAGLISSE	HONDA	1:39.934	7 17 +3.109 +3.109 150.7
3	2	GUILLAUME ANTIGA	FRA	JEG RACING	HONDA	1:39.956	6 17 +5.206 +2.097 150.6
4	24	LEONARDO TACCINI	ITA	BMW EASYRACE TEAM		1:40.345	5 17 +12.474 +7.268 150.0
5	53	DANIEL GONZALEZ	ESP	PS RACING TEAM	YAMAHA	1:40.733	6 17 +20.080 +7.606 149.5
6	29	JUAN JOSE NUÑEZ	ESP	YAMAHA GV STRATOS	YAMAHA	1:43.499	16 17 +1'05.554 +45.474 145.5
7	58	RICARDO M. LOPES	POR	STAND OS PUTOS RACING TEAM	HONDA	1:43.528	3 17 +1'05.997 +0.443 145.4
8	3	OLA NESBAKKEN	ESP	YAMAHA TEAM SCANDINAVIA	YAMAHA	1:43.542	16 17 +1'06.395 +0.398 145.4
9	7	ZECHARIAH K. DZEGEDE	USA	JEG RACING	HONDA	1:45.656	10 16 1 Laps 1 Laps 142.5
<b>No clasificados</b>							
4	JAVIER ARTIME	ESP	PROMORACING TEAM	YAMAHA		1:45.576	9 10 142.6
92	JULIO DOMINGUEZ	ESP	MRE TALENT			1:46.264	4 6 141.7
22	DANIEL ERSEK	HUN	AM39 BY V&GH TECH RACING				1
<b>No salidos</b>							
96	JAMIE W. DAVIS	GBR	BRITISH CARRERA TEAM	YAMAHA			

Hora de publicación: .....

Estado de pista: **SECO**

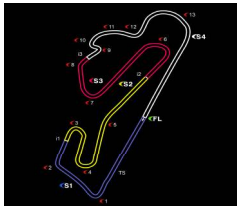
<p><b>Director de Carrera</b> João Pedro Lima</p>		<p><b>Timekeeper</b></p>
---	---	--------------------------



# SBK ESBK ESTORIL Carrera 1 Vuelta a vuelta

— Vuelta invalidada    ■ Mejor Personal    ■ Mejor de la sesión    B Cruzando por el pit lane

Vit.	Tiempo	Sector 1	Sector 2	Sector 3	Sector 4	T. Sesión	Vit.	Tiempo	Sector 1	Sector 2	Sector 3	Sector 4	T. Sesión
<b>2</b>	<b>GUILLAUME ANTIGA</b>					FRA	2	1:46.025	20.865	26.493	25.268	33.399	3:39.016
	JEG RACING					HONDA	3	1:45.847	20.741	26.510	25.146	33.450	5:24.863
1	1:45.452	24.484	25.356	23.845	31.767	1:45.452	4	1:45.804	21.202	26.294	25.043	33.265	7:10.667
2	1:40.435	19.703	24.984	23.503	32.245	3:25.887	5	1:45.822	20.952	26.414	25.073	33.383	8:56.489
3	1:40.378	19.777	25.001	23.711	31.889	5:06.265	6	1:46.287	20.917	26.298	25.579	33.493	10:42.776
4	1:40.387	19.850	24.905	23.779	31.853	6:46.652	7	1:45.917	20.896	26.629	24.991	33.401	12:28.693
5	1:40.022	19.887	24.904	23.523	31.708	8:26.674	8	1:46.544	21.179	26.455	25.329	33.581	14:15.237
6	1:39.956	19.749	24.867	23.469	31.871	10:06.630	9	1:46.036	21.353	26.303	25.136	33.244	16:01.273
7	1:40.113	19.802	24.812	23.548	31.951	11:46.743	10	1:45.656	21.178	26.169	24.996	33.313	17:46.929
8	1:41.037	20.027	24.993	23.934	32.083	13:27.780	11	1:46.420	20.700	26.405	25.499	33.816	19:33.349
9	1:40.307	19.650	24.996	23.647	32.014	15:08.087	12	1:46.653	21.025	26.360	25.358	33.910	21:20.002
10	1:40.649	19.898	24.949	23.680	32.122	16:48.736	13	1:46.844	21.479	26.649	25.210	33.506	23:06.846
11	1:40.354	19.797	24.928	23.683	31.946	18:29.090	14	1:46.279	20.982	26.619	25.070	33.608	24:53.125
12	1:40.422	19.632	24.966	23.752	32.072	20:09.512	15	1:51.026	21.133	26.717	28.724	34.452	26:44.151
13	1:40.512	19.653	25.020	23.788	32.051	21:50.024	16	1:50.997	21.030	26.447	27.730	35.790	28:35.148
14	1:40.495	19.696	25.029	23.721	32.049	23:30.519							
15	1:40.816	19.775	25.280	23.735	32.026	25:11.335							
16	1:40.697	19.815	25.071	23.783	32.028	26:52.032							
17	1:42.279	19.709	25.109	24.898	32.563	28:34.311							
<b>3</b>	<b>OLA NESBAKKEN</b>					ESP	<b>10</b>	<b>UNAI ORRADRE</b>					ESP
	YAMAHA TEAM SCANDINAVIA					YAMAHA		TEAM HONDA LAGLISSE					HONDA
1	1:50.255	25.775	26.324	25.004	33.152	1:50.255	1	1:45.026	24.083	25.311	23.826	31.806	1:45.026
2	1:44.247	20.603	26.008	24.686	32.950	3:34.502	2	1:40.954	19.778	25.549	23.799	31.828	3:25.980
3	1:44.316	20.995	25.876	24.614	32.831	5:18.818	3	1:40.067	19.496	24.976	23.666	31.929	5:06.047
4	1:43.760	20.535	25.802	24.557	32.866	7:02.578	4	1:40.494	19.701	25.088	23.708	31.997	6:46.541
5	1:43.857	20.486	25.739	24.655	32.977	8:46.435	5	1:40.005	19.671	25.003	23.502	31.829	8:26.546
6	1:44.031	20.538	25.825	24.608	33.060	10:30.466	6	1:39.955	19.561	24.941	23.553	31.900	10:06.501
7	1:44.067	20.415	25.844	24.857	32.951	12:14.533	7	1:39.934	19.530	24.915	23.589	31.900	11:46.435
8	1:44.579	20.782	25.929	24.694	33.174	13:59.112	8	1:40.728	19.845	25.029	23.721	32.133	13:27.163
9	1:43.776	20.416	25.781	24.652	32.927	15:42.888	9	1:40.524	19.939	25.132	23.693	31.760	15:07.687
10	1:44.296	20.600	25.842	24.961	32.893	17:27.184	10	1:40.258	19.737	25.035	23.673	31.813	16:47.945
11	1:44.490	20.841	25.901	24.730	33.018	19:11.674	11	1:40.384	19.774	25.045	23.702	31.863	18:28.329
12	1:44.524	20.752	26.066	24.801	32.905	20:56.198	12	1:40.380	19.724	25.088	23.738	31.830	20:08.709
13	1:44.263	20.616	25.917	24.661	33.069	22:40.461	13	1:40.408	19.794	25.095	23.566	31.953	21:49.117
14	1:43.898	20.628	25.843	24.612	32.815	24:24.359	14	1:40.340	19.756	25.026	23.645	31.913	23:29.457
15	1:43.788	20.523	25.862	24.553	32.850	26:08.147	15	1:40.996	20.007	25.121	23.851	32.017	25:10.453
16	1:43.542	20.435	25.753	24.549	32.805	27:51.689	16	1:40.854	19.867	25.150	23.688	32.149	26:51.307
17	1:43.811	20.584	25.856	24.552	32.819	29:35.500	17	1:40.907	19.803	25.175	23.658	32.271	28:32.214
<b>4</b>	<b>JAVIER ARTIME</b>					ESP	<b>22</b>	<b>DANIEL ERSEK</b>					HUN
	PROMORACING TEAM					YAMAHA		AM39 BY VEGH TECH RACING					
1	1:52.049	26.750	26.733	25.278	33.288	1:52.049	1	2:20.767 B	28.592	31.561	27.824	52.790	2:20.767
2	1:45.672	20.921	26.290	24.990	33.471	3:37.721							
3	1:45.820	20.745	26.258	25.295	33.522	5:23.541							
4	1:46.076	20.947	26.468	25.094	33.567	7:09.617							
5	1:45.772	20.933	26.312	25.212	33.315	8:55.389							
6	1:47.091	21.045	26.728	25.667	33.651	10:42.480							
7	1:45.685	20.671	26.295	25.290	33.429	12:28.165							
8	1:46.505	21.322	26.519	25.217	33.447	14:14.670							
9	1:45.576	21.061	26.286	25.139	33.090	16:00.246							
10	1:45.723	20.875	26.312	25.203	33.333	17:45.969							
<b>7</b>	<b>ZECHARIAH K. DZEGEDE</b>					USA	<b>24</b>	<b>LEONARDO TACCINI</b>					ITA
	JEG RACING					HONDA		BMW EASYRACE TEAM					
1	1:52.991	27.029	27.109	25.357	33.496	1:52.991	1	1:45.895	24.802	25.466	23.912	31.715	1:45.895
							2	1:40.916	20.015	25.096	23.871	31.934	3:26.811
							3	1:40.668	19.913	25.105	23.850	31.800	5:07.479
							4	1:40.497	19.817	25.069	23.983	31.628	6:47.976
							5	1:40.345	19.799	24.988	23.755	31.803	8:28.321
							6	1:40.586	19.774	25.061	23.893	31.858	10:08.907
							7	1:40.402	19.768	25.042	23.878	31.714	11:49.309
							8	1:40.706	19.854	24.986	24.107	31.759	13:30.015
							9	1:40.484	19.728	24.962	23.991	31.803	15:10.499
							10	1:40.628	19.744	25.004	24.063	31.817	16:51.127
							11	1:41.078	19.931	25.133	24.124	31.890	18:32.205
							12	1:41.583	19.853	25.157	24.317	32.256	20:13.788
							13	1:41.350	19.860	25.208	24.153	32.129	21:55.138
							14	1:41.353	19.693	25.217	24.219	32.224	23:36.491
							15	1:41.608	19.795	25.309	24.095	32.409	25:18.099



**SBK**  
**ESBK ESTORIL**  
**Carrera 1**  
**Vuelta a vuelta**

— Vuelta invalidada ■ Mejor Personal ■ Mejor de la sesión ■ Cruzando por el pit lane

Vlt.	Tiempo	Sector 1	Sector 2	Sector 3	Sector 4	T. Sesión	Vlt.	Tiempo	Sector 1	Sector 2	Sector 3	Sector 4	T. Sesión
16	1:41.405	19.808	25.253	24.165	32.179	26:59.504	13	1:40.517	19.812	25.012	23.722	31.971	21:51.481
17	1:42.075	20.023	25.496	24.225	32.331	28:41.579	14	1:41.010	19.959	25.152	23.825	32.074	23:32.491

**26** **DANIEL SAEZ** ESP  
TEAM HONDA LAGLISSE HONDA

1	1:45.868	24.318	25.379	23.916	32.255	1:45.868
2	1:40.648	19.896	25.104	23.750	31.898	3:26.516
3	1:40.807	19.863	25.042	24.090	31.812	5:07.323
4	1:40.607	19.784	25.083	23.843	31.897	6:47.930
5	1:40.239	19.637	25.105	<b>23.730</b>	31.767	8:28.169
6	1:40.437	19.803	25.079	23.733	31.822	10:08.606
7	1:40.601	19.703	25.075	23.936	31.887	11:49.207
8	1:40.608	19.728	25.113	23.857	31.910	13:29.815
9	1:40.370	19.679	25.050	23.790	31.851	15:10.185
10	1:40.230	19.697	24.984	23.746	31.803	16:50.415
11	1:40.297	19.757	<b>24.913</b>	23.734	31.893	18:30.712
12	1:40.538	19.743	25.041	23.819	31.935	20:11.250
13	1:40.425	19.800	25.021	23.835	31.769	21:51.675
14	1:42.166	19.911	25.353	23.881	33.021	23:33.841
15	1:40.557	19.710	25.158	23.842	31.847	25:14.398
16	<b>1:40.031</b>	<b>19.631</b>	24.955	23.751	<b>31.694</b>	26:54.429
17	1:40.611	19.634	25.161	23.792	32.024	28:35.040

**29** **JUAN JOSE NUÑEZ** ESP  
YAMAHA GV STRATOS YAMAHA

1	1:48.981	25.369	26.131	24.737	<b>32.744</b>	1:48.981
2	1:44.672	20.208	26.075	24.962	33.427	3:33.653
3	1:44.191	20.245	26.024	24.932	32.990	5:17.844
4	1:43.997	20.298	25.891	24.843	32.965	7:01.841
5	1:43.862	20.204	25.990	24.754	32.914	8:45.703
6	1:43.954	20.356	26.012	24.621	32.965	10:29.657
7	1:44.441	20.391	26.071	24.812	33.167	12:14.098
8	1:44.098	20.303	25.907	24.691	33.197	13:58.196
9	1:44.280	20.335	25.933	24.818	33.194	15:42.476
10	1:44.318	20.345	25.995	24.810	33.168	17:26.794
11	1:44.512	20.392	25.939	24.934	33.247	19:11.306
12	1:44.573	20.457	25.935	24.868	33.313	20:55.879
13	1:44.111	20.258	25.933	24.632	33.288	22:39.990
14	1:43.732	20.240	25.829	24.699	32.964	24:23.722
15	1:43.595	20.315	<b>25.757</b>	24.698	32.825	26:07.317
16	<b>1:43.499</b>	<b>20.165</b>	25.803	<b>24.482</b>	33.049	27:50.816
17	1:43.843	20.193	25.867	24.603	33.180	29:34.659

**40** **ROMAN RAMOS** ESP  
KAWASAKI PALMETO PL RACING KAWASAKI

1	1:44.135	23.785	24.917	23.750	<b>31.683</b>	1:44.135
2	1:40.420	20.089	24.952	23.585	31.794	3:24.555
3	<b>1:39.706</b>	19.687	<b>24.750</b>	<b>23.560</b>	31.709	5:04.261
4	1:39.864	<b>19.649</b>	24.808	23.704	31.703	6:44.125
5	1:40.416	19.832	24.943	23.736	31.905	8:24.541
6	1:40.336	19.765	24.891	23.621	32.059	10:04.877
7	1:40.945	19.824	24.987	23.693	32.441	11:45.822
8	1:40.947	19.914	25.141	23.837	32.055	13:26.769
9	1:40.747	20.086	25.077	23.700	31.884	15:07.516
10	1:41.681	20.228	25.709	23.798	31.946	16:49.197
11	1:40.802	19.889	25.100	23.685	32.128	18:29.999
12	1:40.965	19.852	25.130	23.757	32.226	20:10.964

**44** **STEVEN ODENDAAL** RSA  
NEW2 PROJECT TEAM YAMAHA

1	1:43.548	22.945	25.087	23.691	31.825	1:43.548
2	1:39.468	19.496	24.907	23.419	<b>31.646</b>	3:23.016
3	1:39.446	19.497	24.872	23.368	31.709	5:02.462
4	1:39.628	19.438	24.846	23.518	31.826	6:42.090
5	1:39.691	19.495	24.874	23.498	31.824	8:21.781
6	1:39.777	19.541	24.964	23.447	31.825	10:01.558
7	1:39.732	19.534	24.919	23.447	31.832	11:41.290
8	1:39.725	19.490	24.827	23.486	31.922	13:21.015
9	1:39.905	19.863	24.830	23.477	31.735	15:00.920
10	<b>1:39.313</b>	19.421	<b>24.752</b>	23.400	31.740	16:40.233
11	1:39.869	<b>19.379</b>	24.815	23.704	31.971	18:20.102
12	1:39.899	19.529	24.924	23.412	32.034	20:00.001
13	1:39.645	19.511	24.820	23.433	31.881	21:39.646
14	1:39.905	19.633	24.915	23.574	31.783	23:19.551
15	1:40.266	19.517	25.420	23.565	31.764	24:59.817
16	1:39.607	19.453	24.851	23.450	31.853	26:39.424
17	1:39.675	19.742	24.904	<b>23.347</b>	31.682	28:19.099

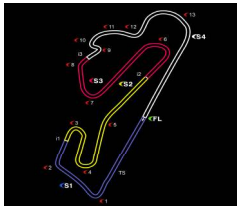
**46** **TIAGO MORGADO** POR  
PEQUENO MOTOS RACING TEAM YAMAHA

1	1:54.996	27.361	27.552	25.864	34.219	1:54.996
2	1:47.369	21.302	26.712	25.364	33.991	3:42.365
3	1:47.453	21.339	26.625	25.274	34.215	5:29.818
4	1:47.018	21.281	26.537	25.343	33.857	7:16.836
5	1:46.863	21.061	26.532	25.221	34.049	9:03.699
6	1:47.128	21.188	26.560	25.346	34.034	10:50.827
7	1:47.868	21.109	26.719	25.781	34.259	12:38.695
8	1:48.211	21.328	26.886	25.724	34.273	14:26.906
9	1:47.619	21.004	26.611	25.757	34.247	16:14.525
10	1:47.503	21.238	26.635	25.500	34.130	18:02.028
11	1:47.871	21.219	26.704	25.519	34.429	19:49.899
12	1:47.913	21.442	26.682	25.617	34.172	21:37.812
13	1:49.811	21.351	27.641	26.308	34.511	23:27.623
14	1:51.191	23.436	27.720	25.332	34.703	25:18.814
15	<b>1:45.895</b>	20.758	26.390	<b>24.999</b>	<b>33.748</b>	27:04.709
16	1:47.127	<b>20.696</b>	<b>26.148</b>	26.196	34.087	28:51.836

**48** **ROMEU C. LEITE** POR  
A. FARIA LEITE RACING TEAM YAMAHA

1	1:50.465	25.981	26.412	24.855	33.217	1:50.465
2	1:44.612	20.852	26.322	24.514	32.924	3:35.077
3	<b>1:43.906</b>	20.832	<b>25.803</b>	24.576	<b>32.695</b>	5:18.983
4	1:44.068	20.756	25.838	24.547	32.927	7:03.051
5	1:43.977	<b>20.659</b>	25.995	24.475	32.848	8:47.028
6	1:44.172	20.735	26.000	<b>24.471</b>	32.966	10:31.200
7	1:44.444	20.860	25.955	24.554	33.075	12:15.644
8	1:44.796	20.982	26.078	24.624	33.112	14:00.440
9	1:45.364	20.990	26.214	24.828	33.332	15:45.804
10	1:45.298	20.839	26.242	24.853	33.364	17:31.102





**SBK**  
**ESBK ESTORIL**  
**Carrera 1**  
**Vuelta a vuelta**

— Vuelta invalidada    ■ Mejor Personal    ■ Mejor de la sesión    B Cruzando por el pit lane

Vit.	Tiempo	Sector 1	Sector 2	Sector 3	Sector 4	T. Sesión	Vit.	Tiempo	Sector 1	Sector 2	Sector 3	Sector 4	T. Sesión
11	1:45.604	20.973	26.253	24.979	33.399	19:16.706	8	1:39.978	19.667	24.923	23.696	31.692	13:26.811
12	1:46.259	21.344	26.614	24.890	33.411	21:02.965	9	1:40.173	19.766	25.107	23.607	31.693	15:06.984
13	1:45.512	20.967	26.236	24.977	33.332	22:48.477	10	1:40.174	19.696	25.137	23.561	31.780	16:47.158
14	1:45.585	21.060	26.317	24.882	33.326	24:34.062	11	1:40.602	19.788	25.323	23.701	31.790	18:27.760
15	1:45.280	20.996	26.274	24.713	33.297	26:19.342	12	1:40.254	19.721	25.073	23.706	31.754	20:08.014
16	1:45.170	20.917	26.187	24.757	33.309	28:04.512	13	1:40.300	19.750	25.059	23.676	31.815	21:48.314
17	1:46.600	21.167	26.545	25.150	33.738	29:51.112	14	<b>1:39.887</b>	19.697	24.998	23.620	<b>31.572</b>	23:28.201

**53** **DANIEL GONZALEZ** ESP  
PS RACING TEAM YAMAHA

1	1:47.080	25.198	25.768	24.104	32.010	1:47.080
2	1:41.547	20.081	25.389	23.941	32.136	3:28.627
3	1:40.962	20.032	25.241	23.696	<b>31.993</b>	5:09.589
4	1:40.847	19.990	25.154	<b>23.621</b>	32.082	6:50.436
5	1:40.839	19.823	25.198	23.680	32.138	8:31.275
6	<b>1:40.733</b>	<b>19.800</b>	25.191	23.733	32.009	10:12.008
7	1:40.963	19.894	<b>25.151</b>	23.741	32.177	11:52.971
8	1:41.146	19.967	25.173	23.822	32.184	13:34.117
9	1:41.337	20.113	25.169	23.781	32.274	15:15.454
10	1:41.661	19.966	25.341	23.980	32.374	16:57.115
11	1:41.393	19.939	25.322	23.894	32.238	18:38.508
12	1:41.712	20.048	25.309	23.957	32.398	20:20.220
13	1:41.376	20.049	25.282	23.792	32.253	22:01.596
14	1:41.146	19.880	25.205	23.782	32.279	23:42.742
15	1:41.444	19.905	25.345	23.975	32.219	25:24.186
16	1:41.807	20.039	25.284	23.886	32.598	27:05.993
17	1:43.192	20.126	25.760	24.343	32.963	28:49.185

**58** **RICARDO M. LOPES** POR  
STAND OS PUTOS RACING TEAM HONDA

1	1:50.474	26.359	26.487	25.044	<b>32.584</b>	1:50.474
2	1:44.117	20.603	26.014	24.725	32.775	3:34.591
3	<b>1:43.528</b>	20.589	<b>25.730</b>	24.566	32.643	5:18.119
4	1:43.798	20.663	25.783	24.588	32.764	7:01.917
5	1:44.004	20.598	25.986	24.666	32.754	8:45.921
6	1:44.141	20.770	25.932	24.647	32.792	10:30.062
7	1:44.260	20.595	25.875	24.811	32.979	12:14.322
8	1:44.282	20.762	26.028	24.770	32.722	13:58.604
9	1:43.979	20.579	25.753	24.686	32.961	15:42.583
10	1:44.352	20.695	25.976	24.847	32.834	17:26.935
11	1:44.430	20.801	25.854	24.655	33.120	19:11.365
12	1:44.606	20.845	26.070	24.686	33.005	20:55.971
13	1:44.179	20.623	25.916	24.732	32.908	22:40.150
14	1:43.705	20.642	25.904	<b>24.424</b>	32.735	24:23.855
15	1:43.693	20.638	25.783	24.682	32.590	26:07.548
16	1:43.934	<b>20.551</b>	25.964	24.581	32.838	27:51.482
17	1:43.620	20.581	25.740	24.502	32.797	29:35.102

**74** **PIOTR BIESIEKIRSKI** POL  
FAU55 RACING - FAMILY CASH YAMAHA

1	1:46.019	24.684	25.358	23.916	32.061	1:46.019
2	1:40.696	20.011	25.176	23.748	31.761	3:26.715
3	1:39.990	19.850	24.887	23.570	31.683	5:06.705
4	1:40.150	19.799	25.000	23.631	31.720	6:46.855
5	1:39.991	19.817	<b>24.872</b>	23.609	31.693	8:26.846
6	1:39.891	19.759	24.942	<b>23.383</b>	31.807	10:06.737
7	1:40.096	19.791	24.925	23.480	31.900	11:46.833

**75** **IVO LOPES** POR  
BMW EASYRACE TEAM BMW

1	1:43.626	23.448	25.017	23.601	31.560	1:43.626
2	1:39.544	19.641	24.822	23.511	31.570	3:23.170
3	1:39.476	19.670	24.753	23.533	31.520	5:02.646
4	1:39.502	19.521	24.800	23.552	31.629	6:42.148
5	1:39.764	19.646	24.835	23.599	31.684	8:21.912
6	1:39.748	19.687	24.850	23.560	31.651	10:01.660
7	1:39.676	19.680	24.901	23.522	31.573	11:41.336
8	1:39.747	19.684	24.832	23.593	31.638	13:21.083
9	<b>1:39.440</b>	19.606	<b>24.737</b>	23.475	31.622	15:00.523
10	1:39.445	19.420	24.807	<b>23.446</b>	31.772	16:39.968
11	1:40.134	<b>19.416</b>	24.795	24.232	31.691	18:20.102
12	1:39.990	19.890	24.901	23.549	31.650	20:00.092
13	1:39.689	19.803	24.883	23.495	31.508	21:39.781
14	1:39.884	19.783	24.953	23.561	31.587	23:19.665
15	1:40.279	19.643	25.058	23.825	31.753	24:59.944
16	1:39.648	19.765	24.868	23.515	<b>31.500</b>	26:39.592
17	1:39.884	19.681	24.951	23.466	31.786	28:19.476

**92** **JULIO DOMINGUEZ** ESP  
MRE TALENT

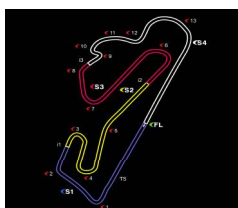
1	1:54.100	27.281	27.271	25.699	33.849	1:54.100
2	1:47.726	21.919	26.656	25.311	33.840	3:41.826
3	1:46.490	20.973	<b>26.395</b>	<b>25.211</b>	33.911	5:28.316
4	<b>1:46.264</b>	<b>20.848</b>	26.482	25.243	<b>33.691</b>	7:14.580
5	1:47.304	21.037	26.549	25.710	34.008	9:01.884
6	2:04.642 B	21.062	26.424	25.904	51.252	11:06.526

**94** **NAOMICHI URAMOTO** JPN  
JEG RACING HONDA

1	1:44.077	23.316	24.967	23.728	<b>32.066</b>	1:44.077
---	----------	--------	--------	--------	---------------	----------

**99** **OSCAR GUTIERREZ** ESP  
ANDOTRANS TEAM TORRENTO YAMAHA

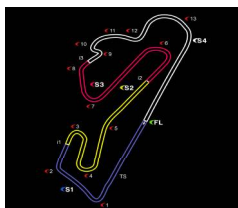
1	1:44.189	23.927	24.988	23.670	31.604	1:44.189
2	1:40.335	19.860	24.885	23.480	32.110	3:24.524
3	<b>1:39.033</b>	<b>19.462</b>	24.792	<b>23.376</b>	<b>31.403</b>	5:03.557
4	1:39.282	19.522	<b>24.752</b>	23.491	31.517	6:42.839
5	1:39.540	19.624	24.820	23.491	31.605	8:22.379
6	1:39.345	19.523	24.810	23.588	31.424	10:01.724
7	1:39.865	19.890	24.862	23.628	31.485	11:41.589
8	1:39.785	19.744	24.855	23.596	31.590	13:21.374
9	1:39.761	19.769	24.879	23.530	31.583	15:01.135
10	1:39.756	19.709	24.924	23.616	31.507	16:40.891
11	1:39.956	19.938	24.918	23.588	31.512	18:20.847



**SBK**  
**ESBK ESTORIL**  
Carrera 1  
Vuelta a vuelta

— Vuelta invalidada    ■ Mejor Personal    ■ Mejor de la sesión    B Cruzando por el pit lane

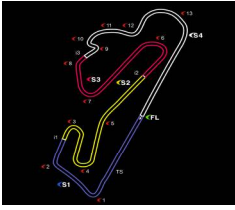
Vlt.	Tiempo	Sector 1	Sector 2	Sector 3	Sector 4	T. Sesión	Vlt.	Tiempo	Sector 1	Sector 2	Sector 3	Sector 4	T. Sesión
12	1:39.679	19.649	24.828	23.673	31.529	20:00.526							
13	1:39.489	19.607	24.853	23.612	31.417	21:40.015							
14	1:39.773	19.730	25.005	23.515	31.523	23:19.788							
15	1:40.244	19.816	25.124	23.585	31.719	25:00.032							
16	1:39.418	19.478	24.838	23.529	31.573	26:39.450							
17	1:40.154	19.884	25.062	23.645	31.563	28:19.604							



## SBK ESBK ESTORIL Carrera 1

### Mejores tiempos de sector

Sector 1			Sector 2		Sector 3		Sector 4		Vuelta Ideal		Mejor Vuelta
Pos	Nº Piloto	Tiempo	Nº Piloto	Tiempo	Nº Piloto	Tiempo	Nº Piloto	Tiempo	Pos	Nº	
1	44 S.ODENDAAL	19.379	75 I.LOPES	24.737	44 S.ODENDAAL	23.347	99 O.GUTIERREZ	31.403	1	99	1:38.993 (1)
2	75 I.LOPES	19.416	40 R.RAMOS	24.750	99 O.GUTIERREZ	23.376	75 I.LOPES	31.500	2	75	1:39.099 (3)
3	99 O.GUTIERREZ	19.462	44 S.ODENDAAL	24.752	74 P.BIESIEKIRSKI	23.383	74 P.BIESIEKIRSKI	31.572	3	44	1:39.124 (2)
4	10 U.ORRADRE	19.496	99 O.GUTIERREZ	24.752	75 I.LOPES	23.446	24 L.TACCINI	31.628	4	74	1:39.466 (5)
5	26 D.SAEZ	19.631	94 N.URAMOTO	24.764	2 G.ANTIGA	23.469	44 S.ODENDAAL	31.646	5	2	1:39.621 (7)
6	2 G.ANTIGA	19.632	2 G.ANTIGA	24.812	10 U.ORRADRE	23.502	40 R.RAMOS	31.683	6	40	1:39.642 (4)
7	74 P.BIESIEKIRSKI	19.639	74 P.BIESIEKIRSKI	24.872	40 R.RAMOS	23.560	26 D.SAEZ	31.694	7	10	1:39.673 (6)
8	40 R.RAMOS	19.649	26 D.SAEZ	24.913	94 N.URAMOTO	23.568	2 G.ANTIGA	31.708	8	26	1:39.968 (8)
9	24 L.TACCINI	19.693	10 U.ORRADRE	24.915	53 D.GONZALEZ	23.621	10 U.ORRADRE	31.760	9	24	1:40.038 (9)
10	53 D.GONZALEZ	19.800	24 L.TACCINI	24.962	26 D.SAEZ	23.730	53 D.GONZALEZ	31.993	10	94	1:40.279 (10)
11	94 N.URAMOTO	19.881	53 D.GONZALEZ	25.151	24 L.TACCINI	23.755	94 N.URAMOTO	32.066	11	53	1:40.565 (10)
12	29 J.NUÑEZ	20.165	58 R.LOPES	25.730	58 R.LOPES	24.424	58 R.LOPES	32.584	12	29	1:43.148 (11)
13	3 O.NESBAKKEN	20.415	3 O.NESBAKKEN	25.739	48 R.LEITE	24.471	48 R.LEITE	32.695	13	58	1:43.289 (12)
14	58 R.LOPES	20.551	29 J.NUÑEZ	25.757	29 J.NUÑEZ	24.482	29 J.NUÑEZ	32.744	14	3	1:43.508 (13)
15	48 R.LEITE	20.659	48 R.LEITE	25.803	3 O.NESBAKKEN	24.549	3 O.NESBAKKEN	32.805	15	48	1:43.628 (14)
16	4 J.ARTIME	20.671	46 T.MORGADO	26.148	4 J.ARTIME	24.990	4 J.ARTIME	33.090	16	4	1:45.009 (15)
17	46 T.MORGADO	20.696	7 Z.DZEGEDE	26.169	7 Z.DZEGEDE	24.991	7 Z.DZEGEDE	33.244	17	7	1:45.104 (16)
18	7 Z.DZEGEDE	20.700	4 J.ARTIME	26.258	46 T.MORGADO	24.999	92 J.DOMINGUEZ	33.691	18	46	1:45.591 (17)
19	92 J.DOMINGUEZ	20.848	92 J.DOMINGUEZ	26.395	92 J.DOMINGUEZ	25.211	46 T.MORGADO	33.748	19	92	1:46.145 (18)

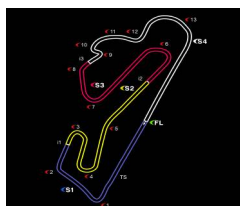


**SBK**  
**ESBK ESTORIL**  
**Carrera 1**

**Planing**

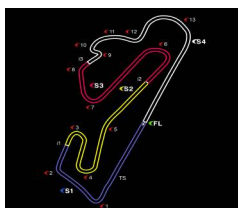
Nº	Pos	Parrilla	Vit.																	
			1	2	3	4	5	6	7	8	9	10	11	12	13	14	15	16	17	
44	1	44	44	44	44	44	44	44	44	44	44	75	75	75	44	44	44	44	44	44
99	2	99	75	75	75	75	75	75	75	75	75	44	44	44	75	75	75	75	99	75
75	3	75	94	99	99	99	99	99	99	99	99	99	99	99	99	99	99	99	75	99
94	4	94	40	40	40	40	40	40	40	40	40	74	74	74	74	74	74	74	74	74
40	5	40	99	2	10	10	10	10	10	10	10	74	40	10	10	10	10	10	10	10
74	6	74	10	10	2	2	2	2	2	2	10	10	2	2	2	2	2	2	2	2
2	7	2	2	26	74	74	74	74	74	74	2	2	40	40	40	40	40	40	26	26
10	8	10	26	74	26	26	26	26	26	26	26	26	26	26	26	26	26	26	40	40
26	9	26	24	24	24	24	24	24	24	24	24	24	24	24	24	24	24	24	24	24
24	10	24	74	53	53	53	53	53	53	53	53	53	53	53	53	53	53	53	53	53
53	11	53	53	29	29	29	29	29	29	29	29	29	29	29	29	29	29	29	29	29
96	12	96	29	3	58	58	58	58	58	58	58	58	58	58	58	58	58	58	58	58
29	13	29	3	58	3	3	3	3	3	3	3	3	3	3	3	3	3	3	3	3
3	14	3	48	48	48	48	48	48	48	48	48	48	48	48	48	48	48	48	48	48
48	15	48	58	4	4	4	4	4	4	4	4	4	4	7	7	7	7	7	7	7
58	16	58	4	7	7	7	7	7	7	7	7	7	7	46	46	46	46	46	46	46
4	17	4	7	92	92	92	92	46	46	46	46	46	46	46	46	46	46	46	46	46
7	18	7	92	46	46	46	46	92	92	92	92	92	92	92	92	92	92	92	92	92
22	19	22	46	46	46	46	46	46	46	46	46	46	46	46	46	46	46	46	46	46
92	20	92	22	22	22	22	22	22	22	22	22	22	22	22	22	22	22	22	22	22
46	21	46	46	46	46	46	46	46	46	46	46	46	46	46	46	46	46	46	46	46





**SBK**  
**ESBK ESTORIL**  
Después de Carrera 1  
Velocidad máxima del evento

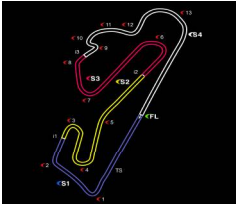
Nº Piloto	Equipo	Moto	Clase	V.Max	Vlt.	Sesión
10 UNAI ORRADRE	TEAM HONDA LAGLISSE	HONDA	STCK1000	314.7	3	Carrera 1
24 LEONARDO TACCINI	BMW EASYRACE TEAM		STCK1000	314.7	6	Carrera 1
26 DANIEL SAEZ	TEAM HONDA LAGLISSE	HONDA	SBK	311.2	2	Carrera 1
2 GUILLAUME ANTIGA	JEG RACING	HONDA	STCK1000	310.3	6	Carrera 1
99 OSCAR GUTIERREZ	ANDOTRANS TEAM TORRENTO	YAMAHA	SBK	310.3	2	Carrera 1
74 PIOTR BIESIEKIRSKI	FAU55 RACING - FAMILY CASH	YAMAHA	STCK1000	307.7	8	Carrera 1
75 IVO LOPES	BMW EASYRACE TEAM	BMW	SBK	307.7	13	Entrenamiento Libre 2
94 NAOMICHI URAMOTO	JEG RACING	HONDA	SBK	307.7	2	Carrera 1
7 ZECHARIAH K. DZEGEDE	JEG RACING	HONDA	STCK1000	306.0	7	Carrera 1
40 ROMAN RAMOS	KAWASAKI PALMETO PL RACING	KAWASAKI	SBK	301.8	2	Carrera 1
44 STEVEN ODENDAAL	NEW2 PROJECT TEAM	YAMAHA	SBK	301.8	4	Entrenamiento Cronome
53 DANIEL GONZALEZ	PS RACING TEAM	YAMAHA	STCK1000	301.8	6	Entrenamiento Cronome
29 JUAN JOSE NUÑEZ	YAMAHA GV STRATOS	YAMAHA	STCK1000	301.0	2	Carrera 1
58 RICARDO M. LOPES	STAND OS PUTOS RACING TEAM	HONDA	STCK1000	300.2	2	Carrera 1
96 JAMIE W. DAVIS	BRITISH CARRERA TEAM	YAMAHA	STCK1000	300.2	4	Entrenamiento Cronome
4 JAVIER ARTIME	PROMORACING TEAM	YAMAHA	STCK1000	296.9	4	Entrenamiento Cronome
3 OLA NESBAKKEN	YAMAHA TEAM SCANDINAVIA	YAMAHA	STCK1000	296.1	5	Carrera 1
48 ROMEU C. LEITE	A. FARIA LEITE RACING TEAM	YAMAHA	SBK	295.3	4	Carrera 1
46 TIAGO MORGADO	PEQUENO MOTOS RACING TEAM	YAMAHA	SBK	294.5	2	Carrera 1
92 JULIO DOMINGUEZ	MRE TALENT		STCK1000	294.5	14	Entrenamiento Libre 2
22 DANIEL ERSEK	AM39 BY VEGH TECH RACING		STCK1000	293.0	2	Entrenamiento Cronome
9NV PAUL DUFOUR	JEG RACING	HONDA	STCK1000	289.1	9	Entrenamiento Libre 1



**SBK**  
**ESBK ESTORIL**  
Carrera 1

Secuencia de líderes por Clase

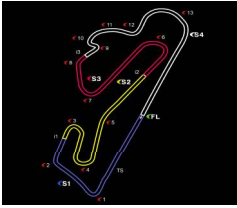
Nº	Piloto	Equipo	Moto	Vuelta a	Vuelta Final	Vlts.	Total Vlts.
<b>SBK</b>							
44	STEVEN ODENDAAL	NEW2 PROJECT TEAM	YAMAHA	1	8	8	8
75	IVO LOPES	BMW EASYRACE TEAM	BMW	9	11	3	3
44	STEVEN ODENDAAL	NEW2 PROJECT TEAM	YAMAHA	12	17	6	14
<b>STCK1000</b>							
10	UNAI ORRADRE	TEAM HONDA LAGLISSE	HONDA	1	1	1	1
2	GUILLAUME ANTIGA	JEG RACING	HONDA	2	2	1	1
10	UNAI ORRADRE	TEAM HONDA LAGLISSE	HONDA	3	7	5	6
74	PIOTR BIESIEKIRSKI	FAU55 RACING - FAMILY CASH	YAMAHA	8	17	10	10



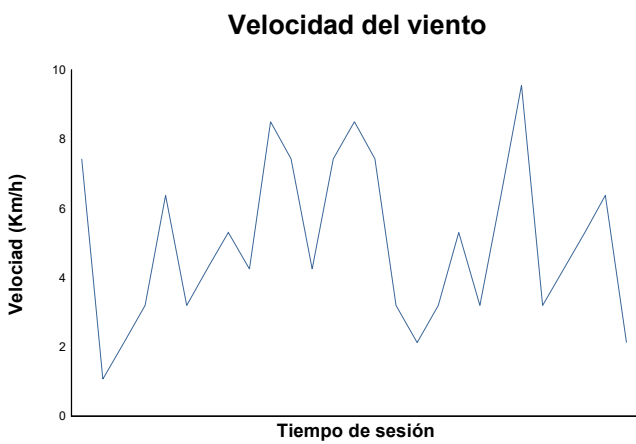
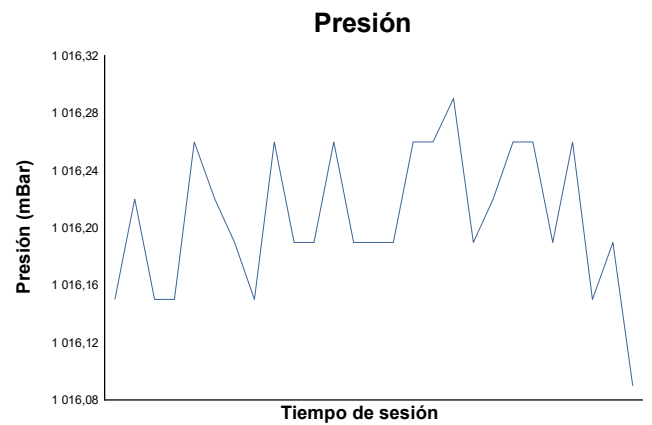
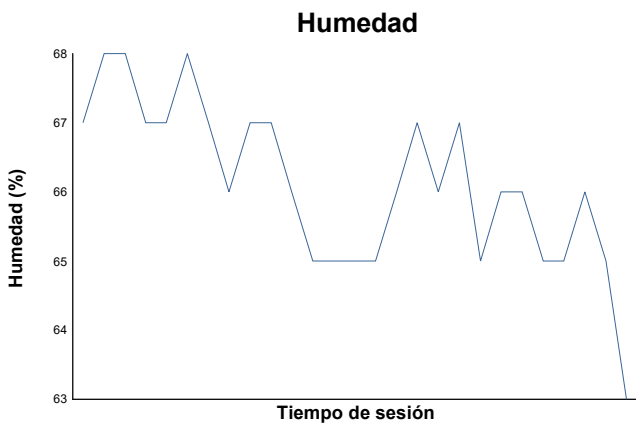
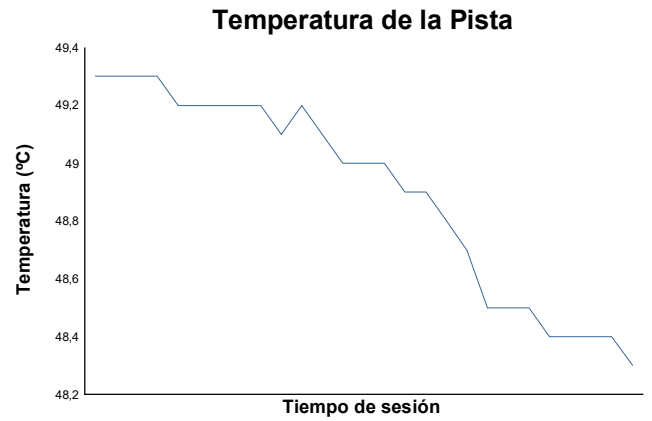
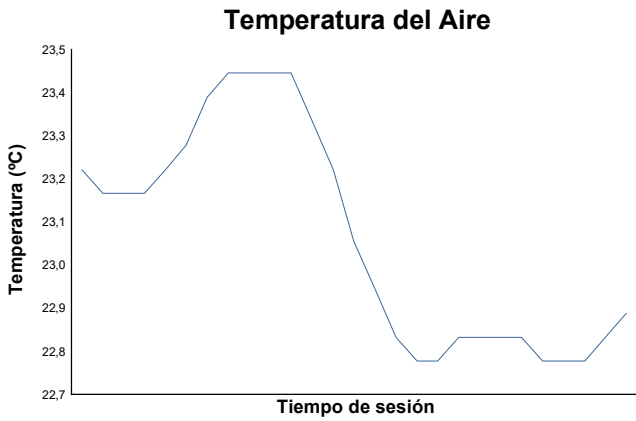
**SBK**  
**ESBK ESTORIL**  
Carrera 1

Secuencia de vueltas rápidas

T. Sesión	Nº Piloto	Equipo	Moto	Clase	Tiempo	Km/h	Vlt.
3:23.016	44 STEVEN ODENDAAL	NEW2 PROJECT TEAM	YAMAHA	SBK	1:39.468	151.4	2
5:02.462	44 STEVEN ODENDAAL	NEW2 PROJECT TEAM	YAMAHA	SBK	1:39.446	151.4	3
5:03.557	99 OSCAR GUTIERREZ	ANDOTRANS TEAM TORRENTO	YAMAHA	SBK	1:39.033	152.0	3



**ESBK ESTORIL**  
SBK  
Carrera 1  
Informe meteorológico



Estado de pista: **SECO**