

PreMoto3
ESBK ESTORIL
Carrera 2 (12 Vlt., 50,2 km.)

Clasificación

Nº Piloto	Nac	Equipo	Moto	Neum.CI.	Vlts.	Tiempo Total	Dif.	Km/h	Mejor Vuelta				
									Vlt.	Tiempo Km/h			
1	69	FERNANDO BUJOSA	ESP	FRANDO RACING VHC TEAM LIQUI MOLY	BEON	Dunlop	12	22:15.987	-	135.2	12	1:50.326	136.5
2	33	ENZO BELLON	FRA	BS RACING	BEON	Dunlop	12	22:16.089	+0.102	135.2	11	1:50.395	136.4
3	45	ALEX LONGARELA	ESP	IGAXTEAM	BEON	Dunlop	12	22:16.241	+0.254	135.2	12	1:50.664	136.0
4	46	ALVARO LUCAS	ESP	MRE TALENT	BEON	Dunlop	12	22:16.756	+0.769	135.1	6	1:49.791	137.1
5	55	MICHAEL L. SANCHEZ	USA	MRE TALENT	BEON	Dunlop	12	22:16.775	+0.788	135.1	11	1:50.186	136.6
6	32	MARCOS LUDENA	ESP	ALM RACING	BEON	Dunlop	12	22:18.834	+2.847	134.9	5	1:50.347	136.4
7	5	IGNACIO GALAN	ESP	TEAM IMPALA HONDA	BEON	Dunlop	12	22:18.949	+2.962	134.9	9	1:50.872	135.8
8	77	KERMAN D. MARTINEZ	VEN	CUNA DE CAMPEONES	MIR RACING	Dunlop	12	22:22.926	+6.939	134.5	3	1:50.096	136.7
9	26	REMY SANJUAN	FRA	MÉCAPROJETS TEAM ADO	YAMAHA	Dunlop	12	22:28.676	+12.689	134.0	2	1:51.431	135.1
10	34	JACOBO HINOJOSA	ESP	QRG MOTOR RACING	BEON	Dunlop	12	22:28.772	+12.785	133.9	2	1:51.325	135.2
11	78	HENRI MIGNOT	FRA	BRS - BRECHON RACING SCHOOL	BEON	Dunlop	12	22:33.031	+17.044	133.5	4	1:51.892	134.6
12	18	MATHIAS TAMBURINI	ITA	IGAXTEAM	BEON	Dunlop	12	22:33.065	+17.078	133.5	2	1:52.014	134.4
13	70	IAROSLAV KARPUSHIN	EST	FRANDO RACING VHC TEAM LIQUI MOLY	BEON	Dunlop	12	22:33.204	+17.217	133.5	8	1:51.681	134.8
14	4	FRANCISCO J. PALOMERA	ESP	MRE TALENT	BEON	Dunlop	12	22:33.251	+17.264	133.5	8	1:52.062	134.3
15	35	MIGUEL BERNAL	ESP	MDR ANDIFER	BEON	Dunlop	12	22:33.266	+17.279	133.5	4	1:51.111	135.5
16	98	MIKA SIEBDRATH	GER	SUPERHUGO 44 TEAM	MIR RACING	Dunlop	12	22:33.596	+17.609	133.5	6	1:51.355	135.2
17	84	LORENZO GUYAU	FRA	JEG RACING	BEON	Dunlop	12	22:33.988	+18.001	133.4	10	1:51.406	135.1
18	76	IZAN IBAÑEZ	ESP	BULTACO RACING	BULTACO	Dunlop	12	22:34.035	+18.048	133.4	12	1:51.126	135.5
19	9	ELLIOT KASSIGIAN	FRA	MÉCAPROJETS TEAM ADO	ERDOG	Dunlop	12	22:34.291	+18.304	133.4	10	1:51.629	134.9
20	44	MARK PEREZ	ESP	FAU55 RACING - FAMILY CASH	BEON	Dunlop	12	22:37.717	+21.730	133.1	4	1:51.812	134.6
21	8	NIKOLA MIROSLAVOV	BUL	METMOTO RINGRACING 16	BEON	Dunlop	12	22:52.310	+36.323	131.6	4	1:53.162	133.0
22	30	JEAN K. TURNER	JPN	MIGUEL OLIVEIRA RACING TEAM	BEON	Dunlop	12	22:53.677	+37.690	131.5	4	1:53.314	132.9
23	7	DAVID JIMENEZ	ESP	MDR COMPETICION	BEON	Dunlop	12	22:54.040	+38.053	131.5	5	1:53.252	132.9
24	29	RANDY TRUCHOT	FRA	BS RACING	BEON	Dunlop	12	23:18.264	+1:02.277	129.2	2	1:55.221	130.7

Retirados

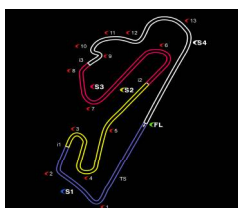
15	MARTIM M. RAMOS	POR	H43 TEAM NOBBY	BEON	Dunlop	8	15:04.497		8	1:51.802	134.7
43	LUIS M. LOPEZ	ESP	MIR RACING	MIR RACING	Dunlop	2	4:24.073				
71	CARLOS CANO	ESP	QRG MOTOR RACING	BEON	Dunlop						

Pole:	ALEX LONGARELA		
Vuelta rápida:	Vlt.6	ALVARO LUCAS	1:49.791 137.1 Km/h

Hora de publicación:

Estado de pista: **SECO**

Director de Carrera João Pedro Lima		Timekeeper
---	--	-------------------



PreMoto3

ESBK ESTORIL

Carrera 2

Vuelta a vuelta

— Vuelta invalidada ■ Mejor Personal ■ Mejor de la sesión ■ Cruzando por el pit lane

Vlt.	Tiempo	Sector 1	Sector 2	Sector 3	Sector 4	T. Sesión	Vlt.	Tiempo	Sector 1	Sector 2	Sector 3	Sector 4	T. Sesión
11	1:51.656	22.777	28.318	25.516	35.045	20:36.918	8	1:50.520	22.381	28.227	25.119	34.793	14:52.942
12	1:51.758	22.636	28.273	25.620	35.229	22:28.676	9	1:51.119	22.890	28.126	25.293	34.810	16:44.061

29 RANDY TRUCHOT FRA
BS RACING BEON

1	2:02.482	29.926	29.566	26.760	36.230	2:02.482
2	1:55.221	23.260	29.062	26.394	36.505	3:57.703
3	1:56.644	23.822	29.420	26.806	36.596	5:54.347
4	1:56.222	23.605	29.527	26.567	36.523	7:50.569
5	1:56.109	23.404	29.476	26.642	36.587	9:46.678
6	1:55.858	23.523	29.361	26.424	36.550	11:42.536
7	1:55.956	23.509	29.330	26.649	36.468	13:38.492
8	1:55.993	23.493	29.354	26.487	36.659	15:34.485
9	1:56.300	23.614	29.421	26.607	36.658	17:30.785
10	1:56.100	23.487	29.267	26.591	36.755	19:26.885
11	1:55.935	23.628	29.358	26.592	36.357	21:22.820
12	1:55.444	23.673	29.133	26.222	36.416	23:18.264

30 JEAN K. TURNER JPN
MIGUEL OLIVEIRA RACING TEAM BEON

1	2:00.973	29.455	29.316	26.540	35.662	2:00.973
2	1:53.934	23.190	28.857	26.128	35.759	3:54.907
3	1:53.471	23.096	28.605	26.133	35.637	5:48.378
4	1:53.314	23.077	28.710	26.041	35.486	7:41.692
5	1:53.462	22.932	28.670	26.270	35.590	9:35.154
6	1:53.836	23.079	28.703	26.270	35.784	11:28.990
7	1:54.282	23.434	28.734	26.120	35.994	13:23.272
8	1:53.781	23.107	28.626	25.935	36.113	15:17.053
9	1:54.291	23.251	28.741	26.302	35.997	17:11.344
10	1:53.983	22.974	28.762	26.277	35.970	19:05.327
11	1:54.083	23.241	28.793	26.385	35.664	20:59.410
12	1:54.267	23.144	28.730	26.237	36.156	22:53.677

32 MARCOS LUDEÑA ESP
ALM RACING BEON

1	1:57.717	28.210	28.743	25.603	35.161	1:57.717
2	1:52.121	22.695	28.634	25.453	35.339	3:49.838
3	1:51.121	22.550	28.342	25.512	34.717	5:40.959
4	1:50.788	22.508	28.300	25.261	34.719	7:31.747
5	1:50.347	22.278	28.337	25.236	34.496	9:22.094
6	1:50.674	22.197	28.085	25.284	35.108	11:12.768
7	1:50.480	22.257	28.155	25.344	34.724	13:03.248
8	1:50.655	22.474	28.226	25.246	34.709	14:53.903
9	1:50.925	22.515	28.338	25.347	34.725	16:44.828
10	1:51.580	22.973	28.364	25.652	34.591	18:36.408
11	1:51.284	22.365	28.251	25.374	35.294	20:27.692
12	1:51.142	22.282	28.459	25.505	34.896	22:18.834

33 ENZO BELLON FRA
BS RACING BEON

1	1:56.018	26.606	28.519	26.057	34.836	1:56.018
2	1:50.930	22.658	28.190	25.484	34.598	3:46.948
3	1:51.024	22.729	28.249	25.452	34.594	5:37.972
4	1:51.282	22.530	28.201	25.586	34.965	7:29.254
5	1:51.229	22.312	28.276	25.535	35.106	9:20.483
6	1:51.216	22.298	28.512	25.672	34.734	11:11.699
7	1:50.723	22.757	28.016	25.341	34.609	13:02.422

34 JACOBO HINOJOSA ESP
QRG MOTOR RACING BEON

8	1:50.520	22.381	28.227	25.119	34.793	14:52.942
9	1:51.119	22.890	28.126	25.293	34.810	16:44.061
10	1:51.188	22.305	28.382	25.604	34.897	18:35.249
11	1:50.395	22.366	28.160	25.406	34.463	20:25.644
12	1:50.445	22.338	28.304	25.366	34.437	22:16.089

35 MIGUEL BERNAL ESP
MDR ANDIFER BEON

1	1:58.749	28.515	28.835	26.291	35.108	1:58.749
2	1:51.325	22.521	28.289	25.497	35.018	3:50.074
3	1:51.900	22.585	28.225	25.729	35.361	5:41.974
4	1:52.329	22.832	28.360	25.836	35.301	7:34.303
5	1:52.360	22.896	28.530	25.855	35.079	9:26.663
6	1:51.675	22.667	28.335	25.635	35.038	11:18.338
7	1:51.718	22.735	28.275	25.528	35.180	13:10.056
8	1:51.973	22.777	28.350	25.801	35.045	15:02.029
9	1:51.696	22.618	28.386	25.719	34.973	16:53.725
10	1:51.546	22.776	28.249	25.731	34.790	18:45.271
11	1:51.661	22.670	28.508	25.674	34.809	20:36.932
12	1:51.840	22.734	28.270	25.640	35.196	22:28.772

43 LUIS M. LOPEZ ESP
MIR RACING MIR RACING

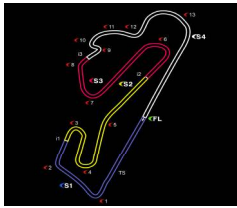
1	2:00.337	29.075	28.890	26.682	35.690	2:00.337
2	1:52.645	22.951	28.605	25.917	35.172	3:52.982
3	1:51.947	22.717	28.613	25.953	34.664	5:44.929
4	1:51.111	22.517	28.610	25.581	34.403	7:36.040
5	1:51.564	22.644	28.448	25.615	34.857	9:27.604
6	1:52.046	22.560	28.600	25.781	35.105	11:19.650
7	1:53.446	24.573	28.410	25.671	34.792	13:13.096
8	1:51.396	22.566	28.454	25.684	34.692	15:04.492
9	1:51.910	22.730	28.572	25.844	34.764	16:56.402
10	1:52.190	22.813	28.594	25.790	34.993	18:48.592
11	1:52.351	22.839	28.562	25.871	35.079	20:40.943
12	1:52.323	22.679	28.734	25.822	35.088	22:33.266

44 MARK PEREZ ESP
FAU55 RACING - FAMILY CASH BEON

1	2:00.976	29.684	29.391	26.481	35.420	2:00.976
2	2:23.097 B	22.829	28.532	26.392	1:05.344	4:24.073

44 MARK PEREZ ESP
FAU55 RACING - FAMILY CASH BEON

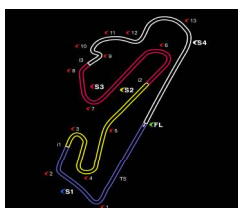
1	1:59.296	28.857	29.188	26.080	35.171	1:59.296
2	1:52.091	22.791	28.596	25.669	35.035	3:51.387
3	1:51.884	22.944	28.593	25.529	34.818	5:43.271
4	1:51.812	22.904	28.607	25.454	34.847	7:35.083
5	1:52.577	22.716	28.464	26.193	35.204	9:27.660
6	1:52.559	23.021	28.568	25.602	35.368	11:20.219
7	1:52.314	22.983	28.613	25.858	34.860	13:12.533
8	1:51.965	22.697	28.440	25.577	35.251	15:04.498
9	1:53.693	23.382	29.191	26.056	35.064	16:58.191
10	1:52.474	22.881	28.752	25.681	35.160	18:50.665
11	1:52.702	23.074	28.825	25.699	35.104	20:43.367
12	1:54.350	22.833	29.098	26.354	36.065	22:37.717



PreMoto3 ESBK ESTORIL Carrera 2 Vuelta a vuelta

— Vuelta invalidada ■ Mejor Personal ■ Mejor de la sesión ■ Cruzando por el pit lane

Vlt.	Tiempo	Sector 1	Sector 2	Sector 3	Sector 4	T. Sesión	Vlt.	Tiempo	Sector 1	Sector 2	Sector 3	Sector 4	T. Sesión
45	ALEX LONGARELA					ESP	10	1:50.781	22.332	28.205	25.455	34.789	18:34.953
	IGAXTEAM					BEON	11	1:50.708	22.586	28.198	25.241	34.683	20:25.661
							12	1:50.326	22.391	28.193	25.272	34.470	22:15.987
1	1:55.982	26.346	28.683	25.961	34.992	1:55.982							
2	1:51.076	22.352	28.580	25.587	34.557	3:47.058							
3	1:50.862	22.120	28.440	25.570	34.732	5:37.920							
4	1:50.964	22.329	28.417	25.420	34.798	7:28.884							
5	1:51.391	22.305	28.382	25.457	35.247	9:20.275							
6	1:51.220	22.292	28.535	25.440	34.953	11:11.495							
7	1:50.876	22.187	28.325	25.415	34.949	13:02.371							
8	1:50.946	22.400	28.475	25.405	34.666	14:53.317							
9	1:50.722	22.315	28.306	25.620	34.481	16:44.039							
10	1:50.755	22.240	28.295	25.546	34.674	18:34.794							
11	1:50.783	22.337	28.396	25.413	34.637	20:25.577							
12	1:50.664	22.214	28.252	25.573	34.625	22:16.241							
46	ALVARO LUCAS					ESP							
	MRE TALENT					BEON							
1	1:57.680	27.959	28.628	25.915	35.178	1:57.680							
2	1:52.093	22.828	28.213	25.598	35.454	3:49.773							
3	1:51.061	22.422	28.196	25.428	35.015	5:40.834							
4	1:50.793	22.419	28.254	25.290	34.830	7:31.627							
5	1:50.284	22.269	28.077	25.273	34.665	9:21.911							
6	1:49.791	22.167	27.843	25.269	34.512	11:11.702							
7	1:51.335	22.785	28.130	25.542	34.878	13:03.037							
8	1:50.594	22.532	27.982	25.346	34.734	14:53.631							
9	1:50.895	22.710	28.067	25.443	34.675	16:44.526							
10	1:50.775	22.342	27.937	25.598	34.898	18:35.301							
11	1:50.921	22.559	28.291	25.361	34.710	20:26.222							
12	1:50.534	22.282	28.015	25.494	34.743	22:16.756							
55	MICHAEL L. SANCHEZ					USA							
	MRE TALENT					BEON							
1	1:56.549	26.877	28.658	25.990	35.024	1:56.549							
2	1:51.486	22.634	28.177	25.856	34.819	3:48.035							
3	1:50.955	22.410	27.960	25.605	34.980	5:38.990							
4	1:51.192	22.474	28.405	25.490	34.823	7:30.182							
5	1:50.692	22.311	28.028	25.476	34.877	9:20.874							
6	1:51.181	22.335	28.251	25.895	34.700	11:12.055							
7	1:51.135	22.693	28.061	25.591	34.790	13:03.190							
8	1:50.978	22.800	27.900	25.686	34.592	14:54.168							
9	1:50.938	22.404	28.105	25.643	34.786	16:45.106							
10	1:51.196	22.523	28.221	25.509	34.943	18:36.302							
11	1:50.186	22.380	27.987	25.346	34.473	20:26.488							
12	1:50.287	22.166	27.894	25.412	34.815	22:16.775							
69	FERNANDO BUJOSA					ESP							
	FRANCO RACING VHC TEAM LIQUI					BEON							
1	1:55.746	27.177	28.230	25.577	34.762	1:55.746							
2	1:50.975	22.734	28.373	25.244	34.624	3:46.721							
3	1:51.062	22.833	28.360	25.185	34.684	5:37.783							
4	1:51.195	22.836	28.337	25.140	34.882	7:28.978							
5	1:51.290	22.788	28.162	25.228	35.112	9:20.268							
6	1:51.153	22.726	28.327	25.286	34.814	11:11.421							
7	1:50.998	22.779	27.958	25.319	34.942	13:02.419							
8	1:50.614	22.551	28.320	24.917	34.826	14:53.033							
9	1:51.139	22.677	28.376	25.224	34.862	16:44.172							
70	IAROSLAV KARPUSHIN					EST							
	FRANCO RACING VHC TEAM LIQUI					BEON							
1	1:58.390	28.131	28.946	26.072	35.241	1:58.390							
2	1:51.730	22.697	28.345	25.920	34.768	3:50.120							
3	1:52.021	23.092	28.398	25.821	34.710	5:42.141							
4	1:52.234	23.023	28.532	25.717	34.962	7:34.375							
5	1:52.911	22.750	28.711	25.957	35.493	9:27.286							
6	1:52.010	22.543	28.500	25.739	35.228	11:19.296							
7	1:52.357	22.681	28.415	25.854	35.407	13:11.653							
8	1:51.681	22.423	28.679	25.682	34.897	15:03.334							
9	1:52.732	22.883	28.772	25.987	35.090	16:56.066							
10	1:52.530	22.963	28.321	26.028	35.218	18:48.596							
11	1:52.256	22.972	28.428	25.647	35.209	20:40.852							
12	1:52.352	22.603	28.501	25.893	35.355	22:33.204							
76	IZAN IBAÑEZ					ESP							
	BULTACO RACING					BULTACO							
1	2:00.350	28.655	29.255	26.576	35.864	2:00.350							
2	1:53.478	23.162	28.688	26.128	35.500	3:53.828							
3	1:52.896	22.733	28.944	25.953	35.266	5:46.724							
4	1:52.301	22.773	28.671	25.549	35.308	7:39.025							
5	1:52.211	22.658	28.533	25.637	35.383	9:31.236							
6	1:52.085	22.698	28.434	25.715	35.238	11:23.321							
7	1:52.418	22.985	28.407	25.633	35.393	13:15.739							
8	1:52.031	22.765	28.357	25.599	35.310	15:07.770							
9	1:52.135	22.795	28.431	25.669	35.240	16:59.905							
10	1:51.788	22.723	28.332	25.516	35.217	18:51.693							
11	1:51.216	22.592	28.230	25.442	34.952	20:42.909							
12	1:51.126	22.481	28.153	25.479	35.013	22:34.035							
77	KERMAN D. MARTINEZ					VEN							
	CUNA DE CAMPEONES					MIR RACING							
1	1:57.855	27.879	28.606	26.714	34.656	1:57.855							
2	1:50.256	22.178	28.229	25.355	34.494	3:48.111							
3	1:50.096	22.195	28.130	25.176	34.595	5:38.207							
4	1:51.013	22.255	28.594	25.291	34.873	7:29.220							
5	1:51.339	22.094	28.495	25.271	35.479	9:20.559							
6	1:51.124	22.112	28.542	25.565	34.905	11:11.683							
7	1:51.058	22.469	28.294	25.496	34.799	13:02.741							
8	1:50.884	22.394	28.364	25.462	34.664	14:53.625							
9	1:51.206	22.375	28.280	25.653	34.898	16:44.831							
10	1:52.008	22.766	28.341	26.244	34.657	18:36.839							
11	1:53.063	23.348	28.621	25.758	35.336	20:29.902							
12	1:53.024	22.931	28.791	25.900	35.402	22:22.926							
78	HENRI MIGNOT					FRA							
	BRS - BRECHON RACING SCHOOL					BEON							
1	1:57.664	27.733	28.745	25.961	35.225	1:57.664							
2	1:52.457	23.019	28.315	25.774	35.349	3:50.121							
3	1:52.003	22.849	28.332	25.748	35.074	5:42.124							
4	1:51.892	22.423	28.335	25.937	35.197	7:34.016							
5	1:53.334	22.964	28.640	26.301	35.429	9:27.350							
6	1:52.077	22.556	28.559	25.795	35.167	11:19.427							



PreMoto3
ESBK ESTORIL
Carrera 2
Vuelta a vuelta

— Vuelta invalidada ■ Mejor Personal ■ Mejor de la sesión B Cruzando por el pit lane

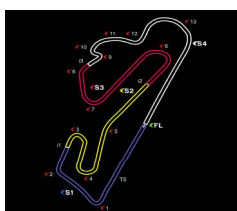
Vlt.	Tiempo	Sector 1	Sector 2	Sector 3	Sector 4	T. Sesión	Vlt.	Tiempo	Sector 1	Sector 2	Sector 3	Sector 4	T. Sesión
7	1:52.115	22.373	28.479	25.634	35.629	13:11.542							
8	1:52.409	22.678	28.810	25.684	35.237	15:03.951							
9	1:52.209	22.665	28.544	25.682	35.318	16:56.160							
10	1:52.337	22.736	28.376	25.966	35.259	18:48.497							
11	1:52.391	22.664	28.422	25.779	35.526	20:40.888							
12	1:52.143	22.788	28.269	25.745	35.341	22:33.031							

84 LORENZO GUYAU FRA
JEG RACING BEON

1	2:00.525	29.344	29.148	26.432	35.601	2:00.525
2	1:52.296	22.573	28.513	25.816	35.394	3:52.821
3	1:52.091	22.619	28.509	25.772	35.191	5:44.912
4	1:52.614	22.839	28.414	25.853	35.508	7:37.526
5	1:52.139	22.567	28.511	25.780	35.281	9:29.665
6	1:51.987	22.643	28.456	25.764	35.124	11:21.652
7	1:52.309	22.819	28.415	25.831	35.244	13:13.961
8	1:51.795	22.436	28.366	25.852	35.141	15:05.756
9	1:52.071	22.562	28.696	25.732	35.081	16:57.827
10	1:51.406	22.531	28.322	25.539	35.014	18:49.233
11	1:52.296	22.725	28.606	25.669	35.296	20:41.529
12	1:52.459	22.725	28.414	25.745	35.575	22:33.988

98 MIKA SIEBRATH GER
SUPERHUGO 44 TEAM MIR RACING

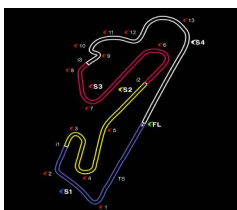
1	2:00.368	29.602	28.808	26.279	35.679	2:00.368
2	1:52.655	23.218	28.454	25.872	35.111	3:53.023
3	1:52.242	22.783	28.492	26.170	34.797	5:45.265
4	1:51.649	22.612	28.703	25.514	34.820	7:36.914
5	1:52.090	22.581	28.519	25.893	35.097	9:29.004
6	1:51.355	22.718	28.639	25.546	34.452	11:20.359
7	1:51.638	23.010	28.425	25.533	34.670	13:11.997
8	1:52.200	22.572	28.798	25.602	35.228	15:04.197
9	1:52.284	22.792	28.774	26.015	34.703	16:56.481
10	1:52.303	22.850	28.480	25.937	35.036	18:48.784
11	1:52.364	23.028	28.826	25.672	34.838	20:41.148
12	1:52.448	22.833	28.654	25.769	35.192	22:33.596



PreMoto3 ESBK ESTORIL Carrera 2

Mejores tiempos de sector

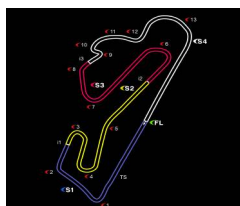
Sector 1			Sector 2			Sector 3			Sector 4			Vuelta Ideal		Mejor Vuelta		
Pos	Nº	Piloto	Tiempo	Nº	Piloto	Tiempo	Nº	Piloto	Tiempo	Nº	Piloto	Tiempo	Pos	Nº		
1	77	K.MARTINEZ	22.094	46	A.LUCAS	27.843	69	F.BUJOSA	24.917	35	M.BERNAL	34.403	1	69	1:49.677	1:50.326 (4)
2	45	A.LONGARELA	22.120	55	M.SANCHEZ	27.894	33	E.BELLON	25.119	33	E.BELLON	34.437	2	46	1:49.791	1:49.791 (1)
3	55	M.SANCHEZ	22.166	5	I.GALAN	27.926	77	K.MARTINEZ	25.176	98	M.SIEBDRATH	34.452	3	33	1:49.870	1:50.395 (6)
4	46	A.LUCAS	22.167	69	F.BUJOSA	27.958	32	M.LUDEÑA	25.236	69	F.BUJOSA	34.470	4	55	1:49.879	1:50.186 (3)
5	32	M.LUDEÑA	22.197	33	E.BELLON	28.016	46	A.LUCAS	25.269	55	M.SANCHEZ	34.473	5	77	1:49.894	1:50.096 (2)
6	5	I.GALAN	22.207	32	M.LUDEÑA	28.085	5	I.GALAN	25.302	45	A.LONGARELA	34.481	6	32	1:50.014	1:50.347 (5)
7	33	E.BELLON	22.298	26	R.SANJUAN	28.109	55	M.SANCHEZ	25.346	77	K.MARTINEZ	34.494	7	45	1:50.258	1:50.664 (7)
8	69	F.BUJOSA	22.332	77	K.MARTINEZ	28.130	45	A.LONGARELA	25.405	32	M.LUDEÑA	34.496	8	5	1:50.297	1:50.872 (8)
9	78	H.MIGNOT	22.373	76	I.IBAÑEZ	28.153	76	I.IBAÑEZ	25.442	46	A.LUCAS	34.512	9	35	1:50.911	1:51.111 (9)
10	70	I.KARPUSHIN	22.423	18	M.TAMBURINI	28.200	44	M.PEREZ	25.454	70	I.KARPUSHIN	34.710	10	98	1:50.963	1:51.355 (12)
11	84	L.GUYAU	22.436	4	F.PALOMERA	28.215	9	E.KASSIGIAN	25.455	15	M.RAMOS	34.733	11	76	1:51.028	1:51.126 (10)
12	18	M.TAMBURINI	22.447	34	J.HINOJOSA	28.225	34	J.HINOJOSA	25.497	9	E.KASSIGIAN	34.740	12	34	1:51.033	1:51.325 (11)
13	76	I.IBAÑEZ	22.481	45	A.LONGARELA	28.252	98	M.SIEBDRATH	25.514	34	J.HINOJOSA	34.790	13	26	1:51.049	1:51.431 (14)
14	35	M.BERNAL	22.517	78	H.MIGNOT	28.269	26	R.SANJUAN	25.516	18	M.TAMBURINI	34.799	14	18	1:51.093	1:52.014 (20)
15	34	J.HINOJOSA	22.521	70	I.KARPUSHIN	28.321	84	L.GUYAU	25.539	44	M.PEREZ	34.818	15	70	1:51.101	1:51.681 (16)
16	26	R.SANJUAN	22.540	84	L.GUYAU	28.322	35	M.BERNAL	25.581	5	I.GALAN	34.862	16	9	1:51.310	1:51.629 (15)
17	4	F.PALOMERA	22.554	15	M.RAMOS	28.340	4	F.PALOMERA	25.626	26	R.SANJUAN	34.884	17	84	1:51.311	1:51.406 (13)
18	9	E.KASSIGIAN	22.556	35	M.BERNAL	28.410	78	H.MIGNOT	25.634	76	I.IBAÑEZ	34.952	18	78	1:51.350	1:51.892 (19)
19	8	N.MIROSLAVOV	22.564	98	M.SIEBDRATH	28.425	15	M.RAMOS	25.646	84	L.GUYAU	35.014	19	44	1:51.409	1:51.812 (18)
20	98	M.SIEBDRATH	22.572	44	M.PEREZ	28.440	18	M.TAMBURINI	25.647	4	F.PALOMERA	35.020	20	4	1:51.415	1:52.062 (21)
21	44	M.PEREZ	22.697	7	D.JIMENEZ	28.505	70	I.KARPUSHIN	25.647	78	H.MIGNOT	35.074	21	15	1:51.530	1:51.802 (17)
22	7	D.JIMENEZ	22.732	43	L.LOPEZ	28.532	71	C.CANO	25.831	8	N.MIROSLAVOV	35.393	22	8	1:52.636	1:53.162 (22)
23	15	M.RAMOS	22.811	9	E.KASSIGIAN	28.559	8	N.MIROSLAVOV	25.888	43	L.LOPEZ	35.420	23	7	1:52.813	1:53.252 (23)
24	43	L.LOPEZ	22.829	30	J.TURNER	28.605	30	J.TURNER	25.935	30	J.TURNER	35.486	24	30	1:52.958	1:53.314 (24)
25	30	J.TURNER	22.932	71	C.CANO	28.744	7	D.JIMENEZ	25.961	7	D.JIMENEZ	35.615	25	43	1:53.173	
26	29	R.TRUCHOT	23.260	8	N.MIROSLAVOV	28.791	29	R.TRUCHOT	26.222	29	R.TRUCHOT	36.230	26	29	1:54.774	1:55.221 (25)



PreMoto3
ESBK ESTORIL
Carrera 2

Planing

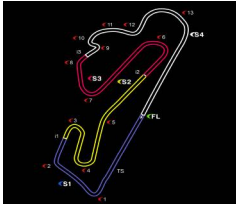
Nº	Pos	Parrilla	Vit.											
			1	2	3	4	5	6	7	8	9	10	11	12
45	1	45	69	69	69	45	69	69	45	33	45	45	45	69
71	2	71	45	33	45	69	45	45	69	69	33	69	33	33
77	3	77	33	45	33	77	33	77	33	45	69	33	69	45
46	4	46	5	5	77	33	77	33	77	77	46	46	46	46
33	5	33	55	55	55	5	55	46	46	46	32	55	55	55
55	6	55	4	77	5	55	5	55	55	32	77	32	5	32
5	7	5	18	18	46	46	46	5	32	55	55	5	32	5
78	8	78	78	46	32	32	32	32	5	5	5	77	77	77
4	9	4	46	4	18	78	26	26	26	26	26	26	26	26
69	10	69	32	32	4	18	34	34	34	34	34	34	34	34
32	11	32	77	26	26	26	18	18	78	70	70	18	18	78
15	12	15	70	34	34	4	70	70	18	18	78	4	70	18
43	13	43	26	70	78	34	78	78	70	4	4	78	78	70
70	14	70	15	78	70	70	4	4	4	78	18	35	4	4
35	15	35	34	15	15	15	15	35	98	98	35	70	35	35
34	16	34	44	44	44	44	35	15	44	35	98	98	98	98
18	17	18	9	9	9	9	44	44	15	15	84	84	84	84
44	18	44	35	84	84	35	9	9	9	44	9	9	9	76
26	19	26	76	35	35	98	98	98	35	9	44	44	76	9
9	20	9	98	98	98	84	84	84	84	84	76	76	44	44
98	21	98	84	76	76	76	76	76	76	76	8	8	8	8
76	22	76	30	30	8	8	8	8	8	8	30	30	7	30
8	23	8	43	8	30	30	30	30	30	30	7	7	30	7
84	24	84	8	7	7	7	7	7	7	7	29	29	29	29
7	25	7	7	29	29	29	29	29	29	29				
30	26	30	29	43										
29	27	29												



PreMoto3 ESBK ESTORIL Después de Carrera 2

Velocidad máxima del evento

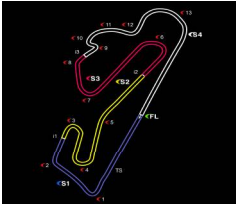
Nº Piloto	Equipo	Moto	Clase	V.Max	Vlt.	Sesión
35 MIGUEL BERNAL	MDR ANDIFER	BEON		224.8	7	Carrera 2
70 IAROSLAV KARPUSHIN	FRANDO RACING VHC TEAM LIQUI MOLY	BEON		224.4	8	Carrera 1
18 MATHIAS TAMBURINI	IGAXTEAM	BEON		223.9	4	Entrenamiento Cronome
55 MICHAEL L. SANCHEZ	MRE TALENT	BEON		219.4	8	Carrera 1
78 HENRI MIGNOT	BRS - BRECHON RACING SCHOOL	BEON		219.4	7	Carrera 2
26 REMY SANJUAN	MÉCAPROJETS TEAM ADO	YAMAHA		219.0	3	Carrera 2
4 FRANCISCO J. PALOMERA	MRE TALENT	BEON		218.6	7	Carrera 2
34 JACOBO HINOJOSA	QRG MOTOR RACING	BEON		218.1	2	Carrera 2
46 ALVARO LUCAS	MRE TALENT	BEON		218.1	5	Carrera 1
5 IGNACIO GALAN	TEAM IMPALA HONDA	BEON		217.7	2	Carrera 1
77 KERMAN D. MARTINEZ	CUNA DE CAMPEONES	MIR RACING		217.3	3	Carrera 2
8 NIKOLA MIROSLAVOV	METMOTO RINGRACING 16	BEON		217.3	2	Carrera 2
33 ENZO BELLON	BS RACING	BEON		216.9	6	Carrera 1
32 MARCOS LUDEÑA	ALM RACING	BEON		216.4	5	Carrera 2
44 MARK PEREZ	FAU55 RACING - FAMILY CASH	BEON		216.4	2	Carrera 2
7 DAVID JIMENEZ	MDR COMPETICION	BEON		216.4	2	Carrera 2
84 LORENZO GUYAU	JEG RACING	BEON		216.4	2	Carrera 1
45 ALEX LONGARELA	IGAXTEAM	BEON		216.0	4	Carrera 1
76 IZAN IBAÑEZ	BULTACO RACING	BULTACO		216.0	6	Carrera 1
15 MARTIM M. RAMOS	H43 TEAM NOBBY	BEON		215.6	6	Carrera 1
43 LUIS M. LOPEZ	MIR RACING	MIR RACING		215.6	4	Carrera 1
71 CARLOS CANO	QRG MOTOR RACING	BEON		213.9	5	Carrera 1
69 FERNANDO BUJOSA	FRANDO RACING VHC TEAM LIQUI MOLY	BEON		212.3	2	Entrenamiento Cronome
9 ELLIOT KASSIGIAN	MECAPROJETS TEAM ADO	ERDOG		212.3	8	Carrera 1
98 MIKA SIEBRATH	SUPERHUGO 44 TEAM	MIR RACING		212.3	3	Carrera 2
29 RANDY TRUCHOT	BS RACING	BEON		211.8	2	Carrera 1
30 JEAN K. TURNER	MIGUEL OLIVEIRA RACING TEAM	BEON		211.8	7	Entrenamiento Cronome



PreMoto3
ESBK ESTORIL
Carrera 2

Secuencia de líderes por Clase

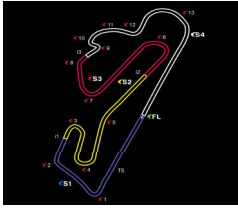
Nº	Piloto	Equipo	Moto	Vuelta a	Vuelta Final	Vlts.	Total Vlts.
69	FERNANDO BUJOSA	FRANDO RACING VHC TEAM LIQUI M BEON	BEON	1	3	3	3
45	ALEX LONGARELA	IGAXTEAM	BEON	4	4	1	1
69	FERNANDO BUJOSA	FRANDO RACING VHC TEAM LIQUI M BEON	BEON	5	6	2	5
45	ALEX LONGARELA	IGAXTEAM	BEON	7	7	1	2
33	ENZO BELLON	BS RACING	BEON	8	8	1	1
45	ALEX LONGARELA	IGAXTEAM	BEON	9	11	3	5
69	FERNANDO BUJOSA	FRANDO RACING VHC TEAM LIQUI M BEON	BEON	12	12	1	6



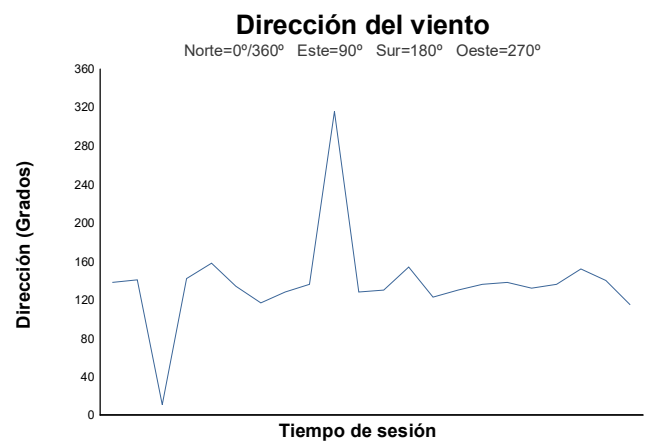
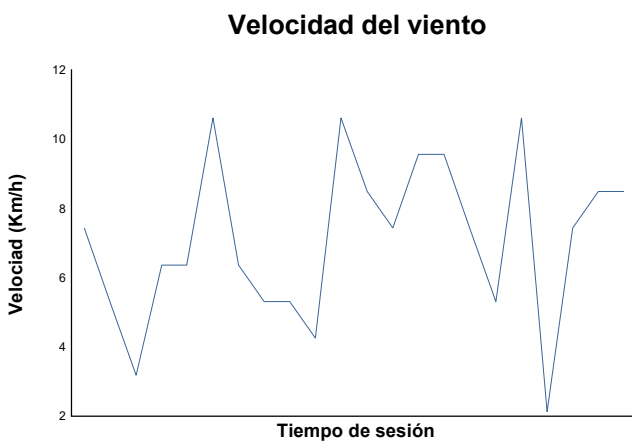
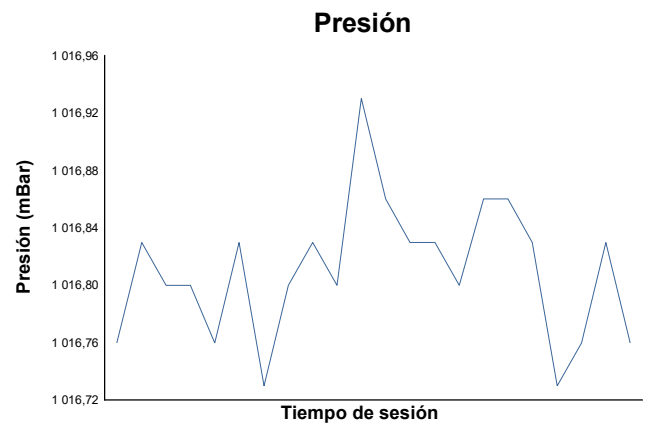
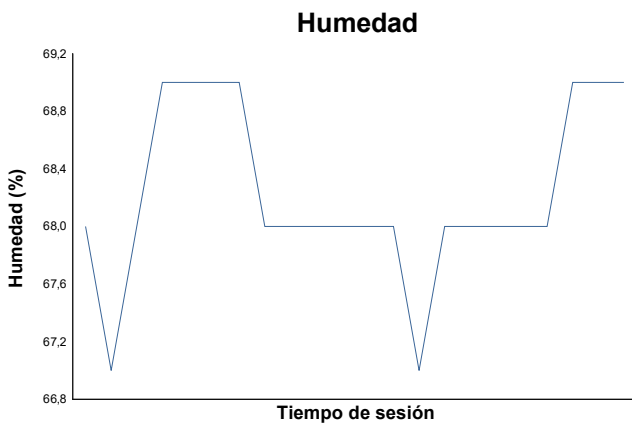
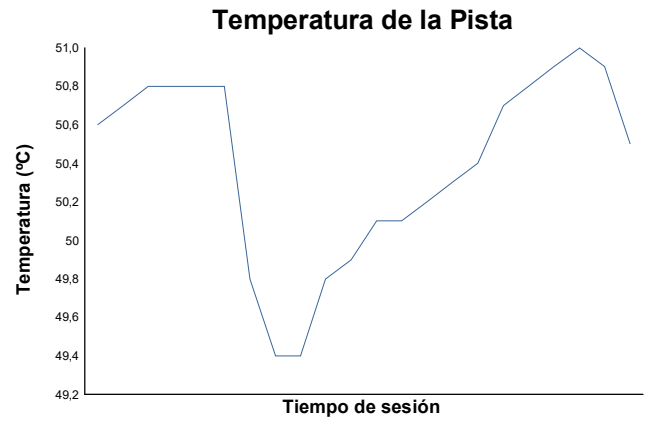
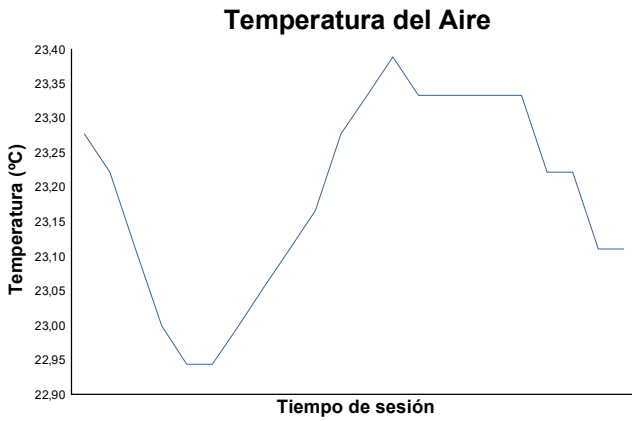
PreMoto3
ESBK ESTORIL
Carrera 2

Secuencia de vueltas rápidas

T. Sesión	Nº Piloto	Equipo	Moto	Clase	Tiempo	Km/h	Vlt.
3:46.721	69 FERNANDO BUJOSA	FRANCO RACING VHC TEAM LIQUI MOLY	BEON		1:50.975	135.7	2
3:46.948	33 ENZO BELLON	BS RACING	BEON		1:50.930	135.7	2
3:48.111	77 KERMAN D. MARTINEZ	CUNA DE CAMPEONES	MIR RACING		1:50.256	136.5	2
5:38.207	77 KERMAN D. MARTINEZ	CUNA DE CAMPEONES	MIR RACING		1:50.096	136.7	3
11:11.702	46 ALVARO LUCAS	MRE TALENT	BEON		1:49.791	137.1	6



ESBK ESTORIL
PreMoto3
Carrera 2
Informe meteorológico



Estado de pista: **SECO**