

Moto4

ESBK ESTORIL

Entrenamiento Cronometrado


Clasificación

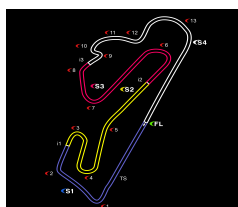
Nº	Piloto	Nac	Equipo	Moto	Neum. Cl.	Tiempo	Vlt.	Total	Dif.	Km/h
1	57 MASON FOSTER	GBR	BRP RACING	BEON	Dunlop	1:59.549	10	11	-	125.9
2	74 KENSEI MATSUDAIRA	USA	EVIKE.COM NOX#27 RACING TEAM	BEON	Dunlop	1:59.599	6	13	+0.050	125.9
3	11 GABRIEL PIO	FRA	BRS- BRECHON RACING SCHOOL	BEON	Dunlop	1:59.649	8	10	+0.100	125.8
4	26 ALBERTO ENRIQUEZ	ESP	CUNA DE CAMPEONES	MIR RACING	Dunlop	1:59.678	10	12	+0.129	125.8
5	93 BAUTISTA FARIAS	ARG	ETG RACING		Dunlop	1:59.908	13	13	+0.359	125.6
6	13 PEDRO VARELA	POR	CUNA DE CAMPEONES	MIR RACING	Dunlop	1:59.994	4	6	+0.445	125.5
7	64 CARMELO BELLUZZO	ITA	ETG RACING	BEON	Dunlop	2:00.150	11	13	+0.601	125.3
8	27 MATEO MARULANDA	COL	SUPERHUGO 44 TEAM		Dunlop	2:00.178	10	13	+0.629	125.3
9	48 ANDRES GARCIA	ESP	IGAXTEAM	BEON	Dunlop	2:00.283	9	10	+0.734	125.2
10	3 ARCHIE GIBBS	GBR	FRANDO RACING VHC TEAM LIQUI MOLY	CORSE	Dunlop	2:00.528	10	10	+0.979	124.9
11	89 ERIC RUZ	ESP	IGAXTEAM	BEON	Dunlop	2:00.562	11	11	+1.013	124.9
12	6 XARLY MENDEZ	DOM	MRE TALENT	BEON	Dunlop	2:00.668	6	12	+1.119	124.8
13	92 DAVID GOMEZ	ESP	MRE TALENT	BEON	Dunlop	2:00.738	4	12	+1.189	124.7
14	12 LEWIS MULLEN	GBR	BRITISH CARRERA TEAM	BEON	Dunlop	2:00.754	13	13	+1.205	124.7
15	77 JOEL MORA	SPA	ILUSION RACING	BEON	Dunlop	2:00.813	13	13	+1.264	124.6
16	94 ENEKO OSORIO	ESP	FRANDO RACING VHC TEAM LIQUI MOLY	CORSE FACTORY	Dunlop	2:00.871	9	11	+1.322	124.6
17	98 EDGAR SILVEN	ESP	ETG RACING	BEON	Dunlop	2:01.097	11	13	+1.548	124.3
18	62 ETHAN G. SPARKS	GBR	BRITISH CARRERA TEAM	BEON	Dunlop	2:01.372	3	6	+1.823	124.0
19	99 DAVID SANCHEZ	ESP	VRC TEAM	CORSE FACTORY	Dunlop	2:01.386	13	13	+1.837	124.0
20	20 IKER RODRIGUEZ	ESP	IGAXTEAM	BEON	Dunlop	2:01.423	12	12	+1.874	124.0
21	17 ENZO DUPUIS	FRA	BRS- BRECHON RACING SCHOOL	BEON	Dunlop	2:01.842	8	10	+2.293	123.6
22	38 TOMMASO PIERONI	ITA	ALMA RACING TEAM	BEON	Dunlop	2:02.309	9	9	+2.760	123.1
23	25 MANFREDI BALDUCCI	ITA	RC113 REPARTO CORSE		Dunlop	2:02.664	11	13	+3.115	122.7
24	37 RICCARDO MICHELIN	ITA	AJEVO RACING TEAM	BEON	Dunlop	2:03.512	3	7	+3.963	121.9
25	55 GONÇALO DE MELO	POR	MIGUEL OLIVEIRA FAN CLUB	BEON	Dunlop	2:04.289	7	8	+4.740	121.1
26	96 ALEX DEBON	ESP	CUNA CAMPEONES		Dunlop	2:04.445	5	10	+4.896	121.0
27	14 GIULIO DI NAPOLI	ITA	RC113 REPARTO CORSE	BEON	Dunlop	2:04.527	12	12	+4.978	120.9
28	29 ADRIAN MOLINA	ESP	GV STRATOS-GAS DONKEY		Dunlop	2:06.885	4	8	+7.336	118.7

Vuelta rápida: Vlt. 10 MASON FOSTER 1:59.549 125.9 Km/h

Hora de publicación: 10:45

Estado de pista: SECO

<p>Director de Carrera João Pedro Lima</p> 	<p>Timekeeper</p>
---	--------------------------



Moto4

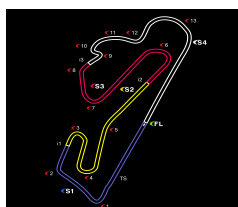
ESBK ESTORIL

Entrenamiento Cronometrado

Vuelta a vuelta

— Vuelta invalidada ■ Mejor Personal ■ Mejor de la sesión B Cruzando por el pit lane

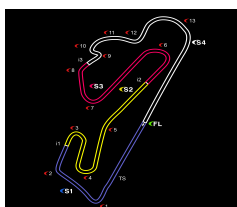
Vlt.	Tiempo	Sector 1	Sector 2	Sector 3	Sector 4	T. Sesión	Vlt.	Tiempo	Sector 1	Sector 2	Sector 3	Sector 4	T. Sesión		
3	ARCHIE GIBBS						GBR	13	PEDRO VARELA						POR
	FRANDO RACING VHC TEAM LIQUI						CORSE		CUNA DE CAMPEONES						MIR RACING
1	2:44.806	56.847	33.517	31.393	43.049	2:44.806	1	2:11.613	33.063	32.162	28.290	38.098	2:11.613		
2	2:05.996	26.145	32.536	28.509	38.806	4:50.802	2	2:01.585	24.887	31.545	27.506	37.647	4:13.198		
3	2:15.267	25.471	32.324	31.616	45.856	7:06.069	3	2:01.661	24.780	31.552	27.649	37.680	6:14.859		
4	2:10.972B	25.419	32.085	28.139	45.329	9:17.041	4	1:59.994	24.930	30.914	27.170	36.980	8:14.853		
5	7:28.885	5:50.645	32.309	27.788	38.143	16:45.926	5	2:00.310	24.586	31.270	27.057	37.397	10:15.163		
6	2:02.495	25.368	31.642	27.655	37.830	18:48.421	6	2:14.836B	24.898	31.221	27.342	51.375	12:29.999		
7	2:01.720	24.756	31.182	27.688	38.094	20:50.141									
8	2:00.784	25.031	31.141	27.261	37.351	22:50.925	14	GIULIO DI NAPOLI						ITA	
9	2:01.562	24.805	31.735	27.466	37.556	24:52.487		RC113 REPARTO CORSE						BEON	
10	2:00.528	24.677	31.298	27.229	37.324	26:53.015	1	2:13.159	30.762	33.574	29.060	39.763	2:13.159		
6	XARLY MENDEZ						DOM	2	2:05.771	25.804	32.169	28.612	39.186	4:18.930	
	MRE TALENT						BEON	3	2:05.461	25.784	32.130	28.483	39.064	6:24.391	
1	2:57.610	1:12.867	36.761	28.964	39.018	2:57.610	4	2:05.779	26.174	32.389	28.246	38.970	8:30.170		
2	2:02.652	24.941	31.739	27.917	38.055	5:00.262	5	2:05.135	25.576	32.003	28.369	39.187	10:35.305		
3	2:02.465	24.737	31.165	27.879	38.684	7:02.727	6	2:05.821	25.896	32.290	28.090	39.545	12:41.126		
4	2:01.651	24.944	31.138	27.431	38.138	9:04.378	7	2:07.885	26.116	32.341	29.444	39.984	14:49.011		
5	2:02.320	24.862	32.545	27.202	37.711	11:06.698	8	2:14.075B	26.380	32.803	28.874	46.018	17:03.086		
6	2:00.668	24.915	31.074	27.174	37.505	13:07.366	9	3:30.331	1:49.914	32.608	28.225	39.584	20:33.417		
7	2:01.761	25.023	31.018	27.794	37.926	15:09.127	10	2:06.010	26.223	32.335	28.137	39.315	22:39.427		
8	2:02.113	25.042	31.784	27.199	38.088	17:11.240	11	2:05.399	25.958	32.338	28.093	39.010	24:44.826		
9	2:01.651	25.189	31.164	27.241	38.057	19:12.891	12	2:04.527	25.746	32.042	28.112	38.627	26:49.353		
10	2:01.181	24.923	31.170	27.311	37.777	21:14.072									
11	2:04.132	27.412	31.736	27.300	37.684	23:18.204	17	ENZO DUPUIS						FRA	
12	2:00.903	24.600	31.318	27.140	37.845	25:19.107		BRS- BRECHON RACING SCHOOL						BEON	
11	GABRIEL PIO						FRA	1	2:27.257	45.881	33.701	28.692	38.983	2:27.257	
	BRS- BRECHON RACING SCHOOL						BEON	2	2:04.793	25.428	31.774	28.075	39.516	4:32.050	
1	2:41.798	56.857	32.038	29.743	43.160	2:41.798	3	2:03.933	25.048	31.788	28.114	38.983	6:35.983		
2	2:01.485	25.031	31.290	27.335	37.829	4:43.283	4	2:01.990	24.931	31.324	27.613	38.122	8:37.973		
3	2:21.691	28.532	32.678	35.467	45.014	7:04.974	5	2:12.346B	24.986	31.499	27.667	48.194	10:50.319		
4	1:59.792	24.752	31.029	26.821	37.190	9:04.766	6	7:31.753	5:54.076	31.885	27.675	38.117	18:22.072		
5	2:12.580	27.220	31.473	36.035	37.852	11:17.346	7	2:01.920	25.030	31.343	27.419	38.128	20:23.992		
6	2:13.157B	24.663	31.316	27.595	49.583	13:30.503	8	2:01.842	24.953	31.194	27.457	38.238	22:25.834		
7	4:50.232	3:13.574	31.452	27.342	37.864	18:20.735	9	2:08.735	24.976	31.467	30.858	41.434	24:34.569		
8	1:59.649	24.649	30.959	26.873	37.168	20:20.384	10	2:01.966	24.948	31.551	27.445	38.022	26:36.535		
9	2:21.925B	24.610	31.273	37.185	48.857	22:42.309									
10	2:18.181	42.062	31.611	27.038	37.470	25:00.490	20	IKER RODRIGUEZ						ESP	
12	LEWIS MULLEN						GBR		IGAXTEAM						BEON
	BRITISH CARRERA TEAM						BEON	1	2:41.853	57.346	32.617	30.216	41.674	2:41.853	
1	2:16.436	35.889	32.438	29.113	38.996	2:16.436	2	2:03.951	26.164	31.814	27.916	38.057	4:45.804		
2	2:04.353	25.301	31.818	28.716	38.518	4:20.789	3	2:19.416	25.144	33.174	35.543	45.555	7:05.220		
3	2:03.702	25.203	31.571	28.144	38.784	6:24.491	4	2:07.966	29.135	31.839	28.564	38.428	9:13.186		
4	2:03.349	25.677	31.432	27.876	38.364	8:27.840	5	2:03.092	25.461	31.690	27.716	38.225	11:16.278		
5	2:04.385	25.727	31.375	28.410	38.873	10:32.225	6	2:12.430B	25.477	31.431	27.616	47.906	13:28.708		
6	2:03.080	25.737	31.506	27.899	37.938	12:35.305	7	2:55.463	1:17.398	31.753	28.090	38.222	16:24.171		
7	2:03.640	25.475	31.665	27.653	38.847	14:38.945	8	2:02.407	25.513	31.300	27.557	38.037	18:26.578		
8	2:02.310	25.270	31.407	27.693	37.940	16:41.255	9	2:01.605	25.122	31.232	27.404	37.847	20:28.183		
9	2:02.290	24.998	31.433	27.983	37.876	18:43.545	10	2:11.758	25.145	31.205	28.549	46.859	22:39.941		
10	2:02.567	24.806	31.836	27.549	38.376	20:46.112	11	2:01.536	25.128	31.293	27.299	37.816	24:41.477		
11	2:01.425	25.294	31.172	27.300	37.659	22:47.537	12	2:01.423	25.105	31.189	27.423	37.706	26:42.900		
12	2:01.575	24.953	31.213	27.770	37.639	24:49.112									
13	2:00.754	24.833	30.802	27.383	37.736	26:49.866	25	MANFREDI BALDUCCI						ITA	
									RC113 REPARTO CORSE						
1	2:13.164	31.270	33.675	28.901	39.318	2:13.164	1	2:13.164	31.270	33.675	28.901	39.318	2:13.164		
2	2:05.116	25.317	31.892	28.652	39.255	4:18.280	2	2:05.116	25.317	31.892	28.652	39.255	4:18.280		



Moto4
ESBK ESTORIL
Entrenamiento Cronometrado
Vuelta a vuelta

— Vuelta invalidada ■ Mejor Personal ■ Mejor de la sesión B Cruzando por el pit lane

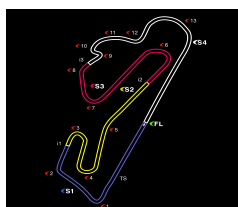
Vlt.	Tiempo	Sector 1	Sector 2	Sector 3	Sector 4	T. Sesión	Vlt.	Tiempo	Sector 1	Sector 2	Sector 3	Sector 4	T. Sesión
3	2:04.195	25.413	31.897	28.037	38.848	6:22.475	2	2:04.197	25.287	32.028	28.156	38.726	4:21.688
4	2:03.742	25.221	31.787	27.885	38.849	8:26.217	3	2:03.512	25.004	31.870	28.186	38.452	6:25.200
5	2:03.901	25.324	32.005	27.932	38.640	10:30.118	4	2:04.368	25.530	32.159	27.749	38.930	8:29.568
6	2:03.077	25.182	31.546	27.803	38.546	12:33.195	5	2:04.853	25.712	32.057	28.269	38.815	10:34.421
7	2:04.828	25.142	31.595	29.625	38.466	14:38.023	6	2:03.850	25.379	31.947	27.801	38.723	12:38.271
8	2:03.204	25.227	31.396	27.679	38.902	16:41.227	7	2:25.469 B	25.677	35.137	30.711	53.944	15:03.740
9	2:06.159	25.448	31.748	28.236	40.727	18:47.386	38 TOMMASO PIERONI ITA						
10	2:02.942	25.190	31.338	27.772	38.642	20:50.328	ALMA RACING TEAM BEON						
11	2:02.664	25.370	31.366	27.648	38.280	22:52.992	1	2:22.209	38.373	33.801	29.533	40.502	2:22.209
12	2:03.114	25.241	31.671	27.652	38.550	24:56.106	2	2:07.476	25.804	32.758	29.625	39.289	4:29.685
13	2:03.083	25.184	31.498	27.993	38.408	26:59.189	3	2:06.177	25.446	32.250	29.211	39.270	6:35.862
26 ALBERTO ENRIQUEZ ESP							4	2:03.857	25.392	31.595	28.100	38.770	8:39.719
CUNA DE CAMPEONES MIR RACING							5	2:14.416	25.724	32.918	35.751	40.023	10:54.135
1	2:12.436	33.041	32.624	28.205	38.566	2:12.436	6	2:15.111 B	26.229	32.190	28.253	48.439	13:09.246
2	2:01.408	25.082	31.332	27.486	37.508	4:13.844	7	9:34.561	7:52.882	33.458	28.438	39.783	22:43.807
3	2:01.044	24.489	31.127	27.666	37.762	6:14.888	8	2:04.472	25.844	31.991	28.364	38.273	24:48.279
4	1:59.897	24.789	30.992	27.131	36.985	8:14.785	9	2:02.309	25.176	31.279	27.678	38.176	26:50.588
5	2:13.495 B	26.230	31.415	27.218	48.632	10:28.280	48 ANDRES GARCIA ESP						
6	4:00.320	2:13.638	33.271	31.347	42.064	14:28.600	IGAXTEAM BEON						
7	2:12.012	26.286	33.593	31.908	40.225	16:40.612	1	3:01.487 B	55.280	32.475	33.695	1:00.037	3:01.487
8	2:06.182	24.699	31.311	29.782	40.390	18:46.794	2	7:05.960	5:18.916	36.127	30.016	40.901	10:07.447
9	2:00.088	24.683	30.922	27.277	37.206	20:46.882	3	2:04.312	25.844	32.214	28.009	38.245	12:11.759
10	1:59.678	24.514	30.942	27.198	37.024	22:46.560	4	2:02.095	25.201	31.602	27.335	37.957	14:13.854
11	2:00.082	24.501	30.747	27.497	37.337	24:46.642	5	2:03.949	27.411	31.559	27.291	37.688	16:17.803
12	1:59.723	24.230	31.256	27.064	37.173	26:46.365	6	2:00.504	24.851	31.108	27.033	37.512	18:18.307
27 MATEO MARULANDA COL							7	2:00.758	24.912	31.146	27.089	37.611	20:19.065
SUPERHUGO 44 TEAM							8	2:22.089	28.239	32.105	35.687	46.058	22:41.154
1	2:27.244	45.157	34.610	28.790	38.687	2:27.244	9	2:00.293	24.527	31.110	27.067	37.579	24:41.437
2	2:02.273	25.275	31.747	27.674	37.577	4:29.517	10	2:03.762	26.556	31.792	27.250	38.164	26:45.199
3	2:01.853	25.017	31.650	27.471	37.715	6:31.370	55 GONÇALO DE MELO POR						
4	2:00.960	25.041	31.213	27.304	37.402	8:32.330	MIGUEL OLIVEIRA FAN CLUB BEON						
5	2:01.971	24.630	30.959	27.861	38.521	10:34.301	1	2:20.014	33.851	34.096	31.627	40.440	2:20.014
6	2:00.961	24.904	31.194	27.364	37.499	12:35.262	2	2:19.413 B	27.187	33.392	31.455	47.379	4:39.427
7	2:01.252	24.831	31.289	27.454	37.678	14:36.514	3	6:32.378 B	4:38.348	34.364	32.696	46.970	11:11.805
8	2:03.750	25.652	31.375	28.234	38.489	16:40.264	4	7:26.539	5:42.444	33.305	30.883	39.907	18:38.344
9	2:06.549	25.484	31.546	28.008	41.511	18:46.813	5	2:06.682	26.320	32.997	28.664	38.701	20:45.026
10	2:00.178	24.851	30.938	27.215	37.174	20:46.991	6	2:05.031	26.289	32.304	28.103	38.335	22:50.057
11	2:00.487	24.622	31.399	27.259	37.207	22:47.478	7	2:04.289	25.523	31.919	28.737	38.110	24:54.346
12	2:00.786	24.729	31.225	27.232	37.600	24:48.264	8	2:04.593	26.256	32.006	27.995	38.336	26:58.939
13	2:00.850	24.789	31.307	27.165	37.589	26:49.114	57 MASON FOSTER GBR						
29 ADRIAN MOLINA ESP							BRP RACING BEON						
GV STRATOS-GAS DONKEY							1	2:14.535	35.577	32.450	28.558	37.950	2:14.535
1	2:48.125	59.587	35.888	31.253	41.397	2:48.125	2	2:00.120	24.443	31.136	27.130	37.411	4:14.655
2	2:08.659	26.397	33.341	29.014	39.907	4:56.784	3	2:00.411	24.267	30.979	27.444	37.721	6:15.066
3	2:08.813	26.043	33.013	29.138	40.619	7:05.597	4	1:59.660	24.289	30.972	26.957	37.442	8:14.726
4	2:06.885	25.827	32.482	28.837	39.739	9:12.482	5	2:03.328	26.694	31.261	27.393	37.980	10:18.054
5	2:30.755 B	27.660	32.762	36.195	54.138	11:43.237	6	2:02.195	24.577	31.063	26.838	39.717	12:20.249
6	10:27.843	8:43.714	34.490	29.424	40.215	22:11.080	7	2:16.472 B	24.884	30.951	29.799	50.838	14:36.721
7	2:08.474	26.309	33.111	29.174	39.880	24:19.554	8	2:24.205	47.637	31.401	27.316	37.851	17:00.926
8	2:07.256	26.040	32.885	28.758	39.573	26:26.810	9	1:59.893	24.583	30.949	26.932	37.429	19:00.819
37 RICCARDO MICHIELIN ITA							10	1:59.549	24.452	30.924	26.786	37.387	21:00.368
AJEVO RACING TEAM BEON							11	2:00.675	24.899	31.290	26.959	37.527	23:01.043
1	2:17.491	34.219	33.933	30.095	39.244	2:17.491							



Moto4
ESBK ESTORIL
Entrenamiento Cronometrado
Vuelta a vuelta

— Vuelta invalidada ■ Mejor Personal ■ Mejor de la sesión B Cruzando por el pit lane

Vlt.	Tiempo	Sector 1	Sector 2	Sector 3	Sector 4	T. Sesión	Vlt.	Tiempo	Sector 1	Sector 2	Sector 3	Sector 4	T. Sesión		
62	ETHAN G. SPARKS						GBR	89	ERIC RUZ						ESP
	BRITISH CARRERA TEAM						BEON		IGAXTEAM						BEON
1	2:15.101	34.605	33.401	28.771	38.324	2:15.101	1	2:41.474	55.464	32.647	31.527	41.836	2:41.474		
2	2:01.814	24.943	31.091	27.646	38.134	4:16.915	2	2:02.287	25.235	31.468	27.818	37.766	4:43.761		
3	2:01.372	24.994	31.357	27.454	37.567	6:18.287	3	2:30.306 B	24.882	35.736	36.030	53.658	7:14.067		
4	2:02.514	24.890	31.220	28.547	37.857	8:20.801	4	2:41.700 B	47.147	31.837	37.516	45.200	9:55.767		
5	2:01.383	24.936	31.300	27.338	37.809	10:22.184	5	4:19.130	2:42.129	31.606	27.537	37.858	14:14.897		
6	2:01.384	25.152	31.225	27.191	37.816	12:23.568	6	2:00.933	24.819	31.113	27.267	37.734	16:15.830		
64	CARMELO BELLUZZO						ITA	92	DAVID GOMEZ						ESP
	ETG RACING						BEON		MRE TALENT						BEON
1	2:10.595	27.591	33.889	29.654	39.461	2:10.595	1	2:57.560	1:15.723	33.244	29.429	39.164	2:57.560		
2	2:03.211	25.406	32.002	27.912	37.891	4:13.806	2	2:03.004	25.314	31.673	28.155	37.862	5:00.564		
3	2:01.641	24.792	31.240	27.663	37.946	6:15.447	3	2:03.067	24.861	31.293	28.115	38.798	7:03.631		
4	2:05.569	25.339	31.361	27.401	41.468	8:21.016	4	2:00.738	24.727	31.077	27.216	37.718	9:04.369		
5	2:01.410	24.987	31.250	27.552	37.621	10:22.426	5	2:01.383	24.768	31.242	27.534	37.839	11:05.752		
6	2:01.553	25.092	31.359	27.320	37.782	12:23.979	6	2:01.561	24.838	31.211	27.488	38.024	13:07.313		
7	2:04.624	24.885	31.361	27.307	41.071	14:28.603	7	2:01.571	24.946	31.064	27.435	38.126	15:08.884		
8	2:18.744	25.227	35.089	29.346	49.082	16:47.347	8	2:03.936	25.109	33.345	27.506	37.976	17:12.820		
9	2:01.089	25.002	31.293	27.184	37.610	18:48.436	9	2:01.700	25.037	30.977	27.647	38.039	19:14.520		
10	2:01.697	24.373	31.123	27.894	38.307	20:50.133	10	2:01.426	24.878	31.208	27.356	37.984	21:15.946		
11	2:00.150	24.685	31.082	27.042	37.341	22:50.283	11	2:02.076	24.786	31.605	27.567	38.118	23:18.022		
12	2:07.216	24.514	31.326	28.247	43.129	24:57.499	12	2:01.337	24.677	31.321	27.520	37.819	25:19.359		
13	2:04.578	24.690	31.224	27.685	40.979	27:02.077	93	BAUTISTA FARIAS						ARG	
74	KENSEI MATSUDAIRA						USA		ETG RACING						
	EVIKE.COM NOX#27 RACING TEAM						BEON	1	2:21.967	40.264	33.293	28.477	39.933	2:21.967	
1	2:28.199	48.815	32.441	29.045	37.898	2:28.199	2	2:02.975	25.217	31.792	27.685	38.281	4:24.942		
2	2:04.514	24.760	32.535	29.017	38.202	4:32.713	3	2:01.379	25.016	31.446	27.253	37.664	6:26.321		
3	2:01.527	24.555	31.541	27.924	37.507	6:34.240	4	2:01.229	24.615	31.105	27.211	38.298	8:27.550		
4	2:01.373	24.853	31.130	27.578	37.812	8:35.613	5	2:01.071	24.925	31.084	27.198	37.864	10:28.621		
5	2:00.455	24.858	31.221	27.255	37.121	10:36.068	6	2:01.335	24.993	31.405	27.105	37.832	12:29.956		
6	1:59.599	24.504	31.109	26.969	37.017	12:35.667	7	2:01.711	25.117	31.348	27.302	37.944	14:31.667		
7	2:06.305	25.183	35.578	28.106	37.438	14:41.972	8	2:08.576	25.047	31.699	29.513	42.317	16:40.243		
8	2:01.413	24.828	31.303	27.351	37.931	16:43.385	9	2:02.414	25.399	31.215	27.930	37.870	18:42.657		
9	2:02.048	24.947	31.020	27.794	38.287	18:45.433	10	2:01.180	24.910	31.175	27.182	37.913	20:43.837		
10	1:59.687	24.662	30.868	26.958	37.199	20:45.120	11	2:01.352	25.221	31.088	27.490	37.553	22:45.189		
11	2:01.407	25.079	30.909	27.632	37.787	22:46.527	12	2:01.301	25.007	31.462	27.325	37.507	24:46.490		
12	2:00.217	24.706	30.817	27.381	37.313	24:46.744	13	1:59.908	24.656	31.082	27.123	37.047	26:46.398		
13	1:59.862	24.501	31.039	27.184	37.138	26:46.606	94	ENEKO OSORIO						ESP	
77	JOEL MORA						SPA		FRANCO RACING VHC TEAM LIQUI						CORSE FACTORY
	ILUSION RACING						BEON	1	2:36.392	56.031	32.128	29.463	38.770	2:36.392	
1	2:16.179	33.926	33.301	29.822	39.130	2:16.179	2	2:10.959	33.208	31.732	27.894	38.125	4:47.351		
2	2:04.350	25.175	31.991	28.702	38.482	4:20.529	3	2:02.828	25.150	31.471	27.868	38.339	6:50.179		
3	2:04.170	24.935	31.673	28.455	39.107	6:24.699	4	2:14.493 B	25.187	31.619	27.967	49.720	9:04.672		
4	2:02.962	24.954	31.297	28.205	38.506	8:27.661	5	5:36.796	3:58.055	31.619	28.903	38.219	14:41.468		
5	2:02.319	25.107	31.261	27.906	38.045	10:29.980	6	2:02.122	25.289	31.302	27.923	37.608	16:43.590		
6	2:02.647	24.855	31.455	27.807	38.530	12:32.627	7	2:01.690	24.685	30.962	27.585	38.458	18:45.280		
7	2:03.236	25.176	31.551	27.927	38.582	14:35.863	8	2:03.804	24.735	31.104	27.536	40.429	20:49.084		
8	2:04.622	26.474	31.318	28.413	38.417	16:40.485	9	2:00.871	24.794	30.926	27.467	37.684	22:49.955		
9	2:02.611	24.978	31.261	28.313	38.059	18:43.096									
10	2:01.858	24.813	31.090	27.779	38.176	20:44.954									
11	2:01.446	24.671	31.213	27.620	37.942	22:46.400									
12	2:01.067	24.563	30.954	27.805	37.745	24:47.467									
13	2:00.813	24.560	30.775	27.491	37.987	26:48.280									



Moto4

ESBK ESTORIL

Entrenamiento Cronometrado

Vuelta a vuelta

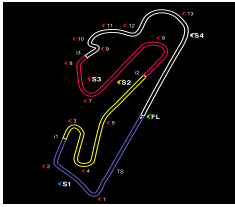
— Vuelta invalidada ■ Mejor Personal ■ Mejor de la sesión B Cruzando por el pit lane

Vlt.	Tiempo	Sector 1	Sector 2	Sector 3	Sector 4	T. Sesión	Vlt.	Tiempo	Sector 1	Sector 2	Sector 3	Sector 4	T. Sesión
10	2:01.839	24.746	31.416	27.801	37.876	24:51.794							
11	2:01.050	24.839	30.857	27.448	37.906	26:52.844							

96 ALEX DEBON ESP						
CUNA CAMPEONES						
1	2:11.709	29.736	33.248	29.013	39.712	2:11.709
2	2:06.569	26.183	32.295	28.561	39.530	4:18.278
3	2:04.999	25.809	32.080	28.182	38.928	6:23.277
4	2:04.538	25.550	31.955	28.156	38.877	8:27.815
5	2:04.445	25.296	31.662	28.381	39.106	10:32.260
6	2:05.038	25.843	31.920	28.276	38.999	12:37.298
7	2:29.518 B	27.734	35.003	30.135	56.646	15:06.816
8	6:45.796	5:04.734	32.859	28.723	39.480	21:52.612
9	2:05.801	25.884	32.153	28.316	39.448	23:58.413
10	2:05.729	25.807	32.341	28.366	39.215	26:04.142

98 EDGAR SILVEN ESP						
ETG RACING BEON						
1	2:22.807	40.146	34.557	28.999	39.105	2:22.807
2	2:04.536	25.382	32.564	28.059	38.531	4:27.343
3	2:02.739	25.122	31.536	27.841	38.240	6:30.082
4	2:01.838	25.080	31.363	27.386	38.009	8:31.920
5	2:01.185	24.788	30.926	27.641	37.830	10:33.105
6	2:02.192	25.076	31.372	27.545	38.199	12:35.297
7	2:01.139	25.054	30.963	27.287	37.835	14:36.436
8	2:03.778	25.396	31.625	28.058	38.699	16:40.214
9	2:02.473	25.639	31.155	27.686	37.993	18:42.687
10	2:01.437	25.035	31.158	27.425	37.819	20:44.124
11	2:01.097	24.770	31.186	27.403	37.738	22:45.221
12	2:01.283	24.779	31.583	27.248	37.673	24:46.504
13	2:01.973	25.077	31.255	27.737	37.904	26:48.477

99 DAVID SANCHEZ ESP						
VRC TEAM CORSE FACTORY						
1	2:15.193	33.003	33.840	29.716	38.634	2:15.193
2	2:05.418	25.472	32.275	28.883	38.788	4:20.611
3	2:03.710	25.305	31.713	28.286	38.406	6:24.321
4	2:03.513	26.081	31.584	27.862	37.986	8:27.834
5	2:02.715	25.521	31.445	28.057	37.692	10:30.549
6	2:02.623	25.036	31.348	27.965	38.274	12:33.172
7	2:02.764	25.566	31.171	27.980	38.047	14:35.936
8	2:04.406	25.624	31.810	27.992	38.980	16:40.342
9	2:02.793	25.713	31.205	28.142	37.733	18:43.135
10	2:02.054	25.045	31.171	27.640	38.198	20:45.189
11	2:02.146	25.373	31.217	27.691	37.865	22:47.335
12	2:01.993	24.726	31.334	28.232	37.701	24:49.328
13	2:01.386	24.912	31.218	27.398	37.858	26:50.714



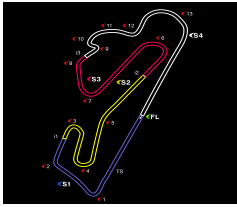
Moto4

ESBK ESTORIL

Entrenamiento Cronometrado

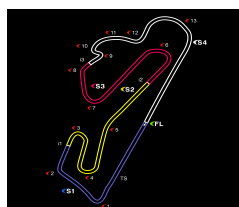
Mejores tiempos de sector

Sector 1			Sector 2		Sector 3		Sector 4		Vuelta		Mejor	
Pos	Nº Piloto	Tiempo	Nº Piloto	Tiempo	Nº Piloto	Tiempo	Nº Piloto	Tiempo	Pos	Nº	Ideal	Vuelta
1	26 A.ENRIQUEZ	24.230	26 A.ENRIQUEZ	30.747	57 M.FOSTER	26.786	13 P.VARELA	36.980	1	26	1:59.026	1:59.678 (4)
2	57 M.FOSTER	24.267	77 J.MORA	30.775	11 G.PIO	26.821	26 A.ENRIQUEZ	36.985	2	74	1:59.293	1:59.599 (2)
3	64 C.BELLUZZO	24.373	12 L.MULLEN	30.802	74 K.MATSUDAIRA	26.958	74 K.MATSUDAIRA	37.017	3	57	1:59.364	1:59.549 (1)
4	74 K.MATSUDAIRA	24.501	74 K.MATSUDAIRA	30.817	48 A.GARCIA	27.033	93 B.FARIAS	37.047	4	13	1:59.537	1:59.994 (6)
5	48 A.GARCIA	24.527	94 E.OSORIO	30.857	64 C.BELLUZZO	27.042	11 G.PIO	37.168	5	11	1:59.558	1:59.649 (3)
6	77 J.MORA	24.560	13 P.VARELA	30.914	13 P.VARELA	27.057	27 M.MARULANDA	37.174	6	64	1:59.838	2:00.150 (7)
7	13 P.VARELA	24.586	57 M.FOSTER	30.924	26 A.ENRIQUEZ	27.064	3 A.GIBBS	37.324	7	93	1:59.849	1:59.908 (5)
8	6 X.MENDEZ	24.600	98 E.SILVEN	30.926	93 B.FARIAS	27.105	64 C.BELLUZZO	37.341	8	27	1:59.899	2:00.178 (8)
9	11 G.PIO	24.610	27 M.MARULANDA	30.938	6 X.MENDEZ	27.140	57 M.FOSTER	37.387	9	48	2:00.180	2:00.283 (9)
10	89 E.RUZ	24.610	11 G.PIO	30.959	27 M.MARULANDA	27.165	89 E.RUZ	37.425	10	89	2:00.207	2:00.562 (11)
11	93 B.FARIAS	24.615	92 D.GOMEZ	30.977	89 E.RUZ	27.185	6 X.MENDEZ	37.505	11	6	2:00.263	2:00.668 (12)
12	27 M.MARULANDA	24.622	89 E.RUZ	30.987	62 E.SPARKS	27.191	48 A.GARCIA	37.512	12	3	2:00.371	2:00.528 (10)
13	92 D.GOMEZ	24.677	6 X.MENDEZ	31.018	92 D.GOMEZ	27.216	62 E.SPARKS	37.567	13	12	2:00.547	2:00.754 (14)
14	3 A.GIBBS	24.677	64 C.BELLUZZO	31.082	3 A.GIBBS	27.229	94 E.OSORIO	37.608	14	77	2:00.571	2:00.813 (15)
15	94 E.OSORIO	24.685	93 B.FARIAS	31.082	98 E.SILVEN	27.248	12 L.MULLEN	37.639	15	92	2:00.588	2:00.738 (13)
16	99 D.SANCHEZ	24.726	62 E.SPARKS	31.091	20 I.RODRIGUEZ	27.299	98 E.SILVEN	37.673	16	94	2:00.598	2:00.871 (16)
17	98 E.SILVEN	24.770	48 A.GARCIA	31.108	12 L.MULLEN	27.300	99 D.SANCHEZ	37.692	17	98	2:00.617	2:01.097 (17)
18	12 L.MULLEN	24.806	3 A.GIBBS	31.141	99 D.SANCHEZ	27.398	20 I.RODRIGUEZ	37.706	18	62	2:00.739	2:01.372 (18)
19	62 E.SPARKS	24.890	99 D.SANCHEZ	31.171	17 E.DUPOUIS	27.419	92 D.GOMEZ	37.718	19	99	2:00.987	2:01.386 (19)
20	17 E.DUPOUIS	24.931	20 I.RODRIGUEZ	31.189	94 E.OSORIO	27.448	77 J.MORA	37.745	20	20	2:01.299	2:01.423 (20)
21	37 R.MICHIELIN	25.004	17 E.DUPOUIS	31.194	77 J.MORA	27.491	17 E.DUPOUIS	38.022	21	17	2:01.566	2:01.842 (21)
22	20 I.RODRIGUEZ	25.105	38 T.PIERONI	31.279	25 M.BALDUCCI	27.648	55 G.DE MELO	38.110	22	38	2:02.309	2:02.309 (22)
23	25 M.BALDUCCI	25.142	25 M.BALDUCCI	31.338	38 T.PIERONI	27.678	38 T.PIERONI	38.176	23	25	2:02.408	2:02.664 (23)
24	38 T.PIERONI	25.176	96 A.DEBON	31.662	37 R.MICHIELIN	27.749	25 M.BALDUCCI	38.280	24	37	2:03.075	2:03.512 (24)
25	96 A.DEBON	25.296	37 R.MICHIELIN	31.870	55 G.DE MELO	27.995	37 R.MICHIELIN	38.452	25	55	2:03.547	2:04.289 (25)
26	55 G.DE MELO	25.523	55 G.DE MELO	31.919	14 G.DI NAPOLI	28.090	14 G.DI NAPOLI	38.627	26	96	2:03.991	2:04.445 (26)
27	14 G.DI NAPOLI	25.576	14 G.DI NAPOLI	32.003	96 A.DEBON	28.156	96 A.DEBON	38.877	27	14	2:04.296	2:04.527 (27)
28	29 A.MOLINA	25.827	29 A.MOLINA	32.482	29 A.MOLINA	28.758	29 A.MOLINA	39.573	28	29	2:06.640	2:06.885 (28)



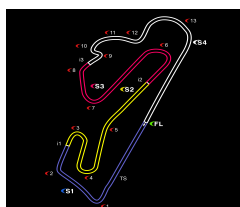
Moto4
ESBK ESTORIL
Entrenamiento Cronometrado
Mejores velocidades máximas

Nº Piloto	Equipo	Clase	V.Max 1		V.Max 2		V.Max 3		V.Max 4		V.Max 5		Pro
			Km/h	Vlt.	Km/h	Vlt.	Km/h	Vlt.	Km/h	Vlt.	Km/h	Vlt.	
37	RICCARDO MICHIELIN	AJEVO RACING TEAM	181.8	4	179.1	3	176.8	2	170.5	6	170.3	7	175,7
64	CARMELO BELLUZZO	ETG RACING	181.8	4	180.9	12	179.1	10	178.3	5	178.0	3	179,6
98	EDGAR SILVEN	ETG RACING	181.8	2	178.8	8	178.0	7	177.7	3	176.0	11	178,5
92	DAVID GOMEZ	MRE TALENT	181.5	3	178.5	4	177.4	5	176.8	11	176.8	2	178,2
99	DAVID SANCHEZ	VRC TEAM	181.5	13	181.5	3	181.2	2	180.6	12	176.8	6	180,3
77	JOEL MORA	ILUSION RACING	181.5	12	181.5	4	181.5	3	181.2	2	180.6	13	181,3
93	BAUTISTA FARIAS	ETG RACING	181.2	4	179.7	3	179.4	2	173.8	13	173.5	12	177,5
62	ETHAN G. SPARKS	BRITISH CARRERA TEAM	180.9	2	177.4	3	176.3	4	172.7	5	171.6	6	175,8
94	ENEKO OSORIO	FRANDO RACING VHC TEAM LIQUI MOLY	180.9	8	180.6	10	180.0	11	180.0	9	179.7	3	180,2
27	MATEO MARULANDA	SUPERHUGO 44 TEAM	180.3	8	180.3	5	180.0	12	179.7	3	178.5	11	179,8
89	ERIC RUZ	IGAXTEAM	180.0	3	176.5	11	176.5	2	176.3	9	176.3	6	177,1
20	IKER RODRIGUEZ	IGAXTEAM	179.7	3	174.9	11	173.8	2	172.7	5	171.9	10	174,6
57	MASON FOSTER	BRP RACING	179.7	2	179.1	4	178.8	3	171.3	10	171.1	11	176,0
26	ALBERTO ENRIQUEZ	CUNA DE CAMPEONES	179.4	8	178.8	12	178.0	2	177.7	3	177.4	11	178,3
74	KENSEI MATSUDAIRA	EVIKE.COM NOX#27 RACING TEAM	179.1	3	178.3	2	178.0	13	177.4	10	176.5	6	177,9
3	ARCHIE GIBBS	FRANDO RACING VHC TEAM LIQUI MOLY	178.5	9	176.3	10	176.0	7	175.4	4	173.5	8	175,9
6	XARLY MENDEZ	MRE TALENT	178.0	2	176.3	12	175.1	3	173.5	8	170.3	6	174,6
55	GONÇALO DE MELO	MIGUEL OLIVEIRA FAN CLUB	177.4	6	175.7	2	173.8	8	171.9	7	167.2	5	173,2
12	LEWIS MULLEN	BRITISH CARRERA TEAM	176.5	3	176.3	13	176.3	10	176.0	2	175.7	12	176,2
13	PEDRO VARELA	CUNA DE CAMPEONES	176.5	5	174.0	2	173.5	3	171.9	4	169.2	6	173,0
38	TOMMASO PIERONI	ALMA RACING TEAM	176.5	3	174.3	9	172.4	2	168.2	4	167.7	5	171,8
96	ALEX DEBON	CUNA CAMPEONES	176.5	5	173.2	4	172.9	3	172.1	7	170.8	2	173,1
17	ENZO DUPUIS	BRS- BRECHON RACING SCHOOL	176.3	2	176.0	3	175.7	4	175.1	5	173.5	7	175,3
25	MANFREDI BALDUCCI	RC113 REPARTO CORSE	176.3	11	176.3	10	176.3	3	176.0	2	175.4	6	176,1
48	ANDRES GARCIA	IGAXTEAM	175.7	9	172.1	10	171.6	4	171.3	6	171.3	5	172,4
11	GABRIEL PIO	BRS- BRECHON RACING SCHOOL	175.4	5	175.4	4	175.4	3	175.4	2	175.1	6	175,3
14	GIULIO DI NAPOLI	RC113 REPARTO CORSE	175.4	2	174.3	3	171.6	5	171.3	4	169.2	6	172,4
29	ADRIAN MOLINA	GV STRATOS-GAS DONKEY	172.1	4	169.5	3	167.9	2	165.2	5	163.9	7	167,7



Moto4
ESBK ESTORIL
Después de Entrenamiento Cronometrado
Velocidad máxima del evento

Nº Piloto	Equipo	Moto	Clase	V.Max	Vit.	Sesión
37 RICCARDO MICHIELIN	AJEVO RACING TEAM	BEON		181.8	4	Entrenamiento Cronome
64 CARMELO BELLUZZO	ETG RACING	BEON		181.8	4	Entrenamiento Cronome
98 EDGAR SILVEN	ETG RACING	BEON		181.8	2	Entrenamiento Cronome
77 JOEL MORA	ILUSION RACING	BEON		181.5	3	Entrenamiento Cronome
92 DAVID GOMEZ	MRE TALENT	BEON		181.5	3	Entrenamiento Cronome
99 DAVID SANCHEZ	VRC TEAM	CORSE FACTORY		181.5	3	Entrenamiento Cronome
93 BAUTISTA FARIAS	ETG RACING			181.2	4	Entrenamiento Cronome
62 ETHAN G. SPARKS	BRITISH CARRERA TEAM	BEON		180.9	2	Entrenamiento Cronome
94 ENEKO OSORIO	FRANDO RACING VHC TEAM LIQUI MOLY	CORSE FACTORY		180.9	8	Entrenamiento Cronome
27 MATEO MARULANDA	SUPERHUGO 44 TEAM			180.3	5	Entrenamiento Cronome
89 ERIC RUZ	IGAXTEAM	BEON		180.0	3	Entrenamiento Cronome
20 IKER RODRIGUEZ	IGAXTEAM	BEON		179.7	3	Entrenamiento Cronome
57 MASON FOSTER	BRP RACING	BEON		179.7	2	Entrenamiento Cronome
26 ALBERTO ENRIQUEZ	CUNA DE CAMPEONES	MIR RACING		179.4	8	Entrenamiento Cronome
74 KENSEI MATSUDAIRA	EVIKE.COM NOX#27 RACING TEAM	BEON		179.1	3	Entrenamiento Cronome
3 ARCHIE GIBBS	FRANDO RACING VHC TEAM LIQUI MOLY	CORSE		178.5	9	Entrenamiento Cronome
6 XARLY MENDEZ	MRE TALENT	BEON		178.0	2	Entrenamiento Cronome
55 GONÇALO DE MELO	MIGUEL OLIVEIRA FAN CLUB	BEON		177.4	6	Entrenamiento Cronome
11 GABRIEL PIO	BRS- BRECHON RACING SCHOOL	BEON		176.8	11	Entrenamiento Libre 2
12 LEWIS MULLEN	BRITISH CARRERA TEAM	BEON		176.5	3	Entrenamiento Cronome
13 PEDRO VARELA	CUNA DE CAMPEONES	MIR RACING		176.5	5	Entrenamiento Cronome
38 TOMMASO PIERONI	ALMA RACING TEAM	BEON		176.5	3	Entrenamiento Cronome
48 ANDRES GARCIA	IGAXTEAM	BEON		176.5	11	Entrenamiento Libre 2
96 ALEX DEBON	CUNA CAMPEONES			176.5	5	Entrenamiento Cronome
17 ENZO DUPUIS	BRS- BRECHON RACING SCHOOL	BEON		176.3	2	Entrenamiento Cronome
25 MANFREDI BALDUCCI	RC113 REPARTO CORSE			176.3	3	Entrenamiento Cronome
14 GIULIO DI NAPOLI	RC113 REPARTO CORSE	BEON		175.4	2	Entrenamiento Cronome
29 ADRIAN MOLINA	GV STRATOS-GAS DONKEY			172.1	4	Entrenamiento Cronome



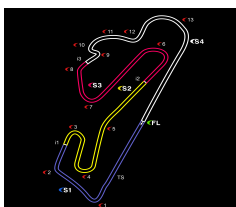
Moto4

ESBK ESTORIL

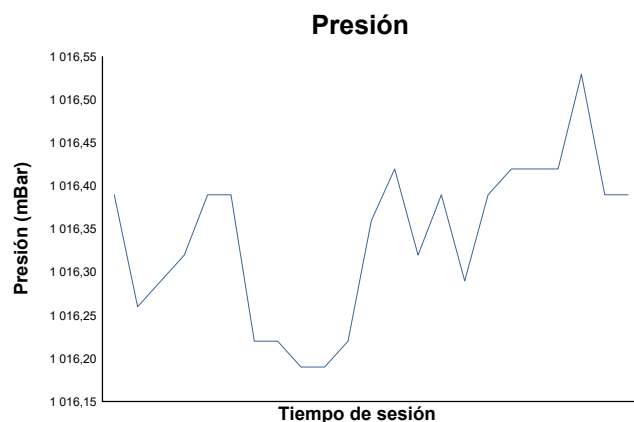
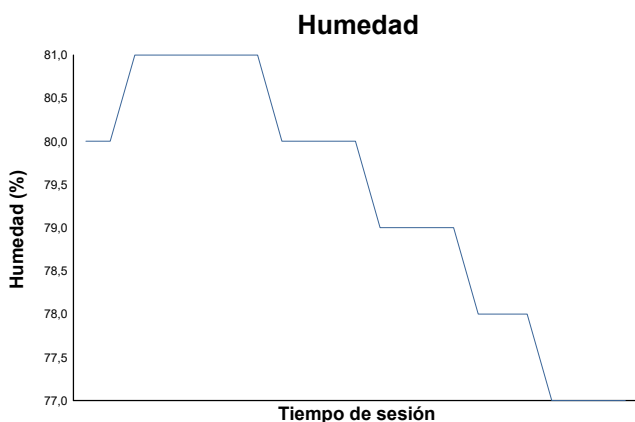
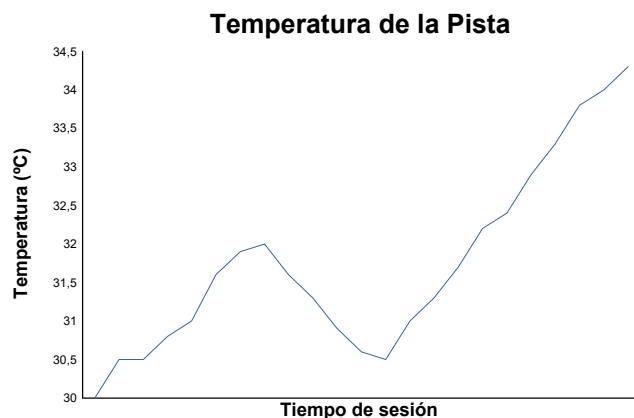
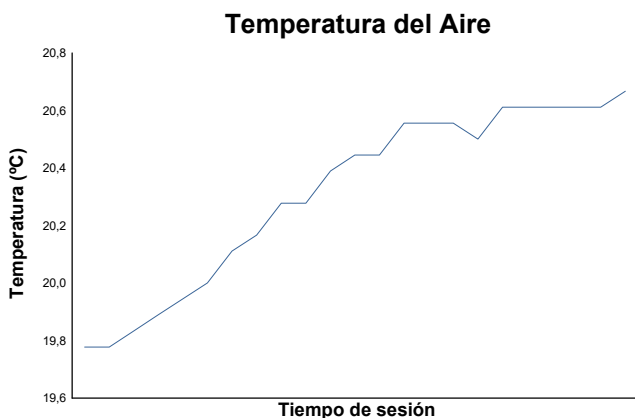
Entrenamiento Cronometrado

Secuencia de vueltas rápidas

T. Sesión	Nº Piloto	Equipo	Moto	Clase	Tiempo	Km/h	Vlt.
4:13.198	13 PEDRO VARELA	CUNA DE CAMPEONES	MIR RACING		2:01.585	123.8	2
4:13.844	26 ALBERTO ENRIQUEZ	CUNA DE CAMPEONES	MIR RACING		2:01.408	124.0	2
4:14.655	57 MASON FOSTER	BRP RACING	BEON		2:00.120	125.3	2
8:14.726	57 MASON FOSTER	BRP RACING	BEON		1:59.660	125.8	4
12:35.667	74 KENSEI MATSUDAIRA	EVIKE.COM NOX#27 RACING TEAM	BEON		1:59.599	125.9	6
21:00.368	57 MASON FOSTER	BRP RACING	BEON		1:59.549	125.9	10



ESBK ESTORIL
Moto4
Entrenamiento Cronometrado
Informe meteorológico



Estado de pista: **SECO**