

## Moto4

### ESBK ESTORIL

#### Carrera 2 (11 Vlt., 46,0 km.)


### Clasificación

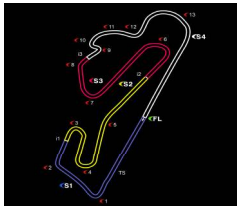
Nº Piloto	Nac	Equipo	Moto	Neum.CI.	Vlts.	Tiempo Total	Dif.	Km/h	Mejor Vuelta			
									Vlt.	Tiempo Km/h		
1	94	ENEKO OSORIO	ESP FRANDO RACING VHC TEAM LIQUI MOLY	CORSE FACTORY	Dunlop	11	22:11.980	-	124.3	7	1:59.942	125.5
2	20	IKER RODRIGUEZ	ESP IGAXTEAM	BEON	Dunlop	11	22:12.025	+0.045	124.3	8	1:59.916	125.5
3	62	ETHAN G. SPARKS	GBR BRITISH CARRERA TEAM	BEON	Dunlop	11	22:12.031	+0.051	124.3	3	1:59.883	125.6
4	48	ANDRES GARCIA	ESP IGAXTEAM	BEON	Dunlop	11	22:12.038	+0.058	124.3	4	2:00.198	125.3
5	74	KENSEI MATSUDAIRA	USA EVIKE.COM NOX#27 RACING TEAM	BEON	Dunlop	11	22:12.091	+0.111	124.3	3	1:59.908	125.6
6	92	DAVID GOMEZ	ESP MRE TALENT	BEON	Dunlop	11	22:12.324	+0.344	124.3	5	1:59.647	125.8
7	89	ERIC RUZ	ESP IGAXTEAM	BEON	Dunlop	11	22:12.608	+0.628	124.3	5	2:00.055	125.4
8	57	MASON FOSTER	GBR BRP RACING	BEON	Dunlop	11	22:12.743	+0.763	124.3	4	2:00.093	125.4
9	26	ALBERTO ENRIQUEZ	ESP CUNA DE CAMPEONES	MIR RACING	Dunlop	11	22:12.744	+0.764	124.3	2	2:00.006	125.5
10	11	GABRIEL PIO	FRA BRS- BRECHON RACING SCHOOL	BEON	Dunlop	11	22:13.247	+1.267	124.2	4	2:00.155	125.3
11	98	EDGAR SILVEN	ESP ETG RACING	BEON	Dunlop	11	22:13.440	+1.460	124.2	10	2:00.086	125.4
12	93	BAUTISTA FARIAS	ARG ETG RACING	BEON	Dunlop	11	22:13.534	+1.554	124.2	11	2:00.035	125.4
13	3	ARCHIE GIBBS	GBR FRANDO RACING VHC TEAM LIQUI MOLY	CORSE	Dunlop	11	22:13.723	+1.743	124.2	8	1:59.865	125.6
14	64	CARMELO BELLUZZO	ITA ETG RACING	BEON	Dunlop	11	22:13.797	+1.817	124.2	8	1:59.958	125.5
15	6	XARLY MENDEZ	DOM MRE TALENT	BEON	Dunlop	11	22:14.254	+2.274	124.1	5	2:00.044	125.4
16	77	JOEL MORA	SPA ILUSION RACING	BEON	Dunlop	11	22:28.336	+16.356	122.8	3	2:00.225	125.2
17	12	LEWIS MULLEN	GBR BRITISH CARRERA TEAM	BEON	Dunlop	11	22:28.381	+16.401	122.8	2	2:00.379	125.1
18	37	RICCARDO MICHIELIN	ITA AJEVO RACING TEAM	BEON	Dunlop	11	22:35.608	+23.628	122.2	2	2:01.997	123.4
19	99	DAVID SANCHEZ	ESP VRC TEAM	CORSE FACTORY	Dunlop	11	22:35.621	+23.641	122.2	2	2:01.948	123.5
20	38	TOMMASO PIERONI	ITA ALMA RACING TEAM	BEON	Dunlop	11	22:35.934	+23.954	122.1	7	2:01.407	124.0
21	17	ENZO DUPUIS	FRA BRS- BRECHON RACING SCHOOL	BEON	Dunlop	11	22:36.268	+24.288	122.1	2	2:01.582	123.8
22	25	MANFREDI BALDUCCI	ITA RC113 REPARTO CORSE	BEON	Dunlop	11	22:36.426	+24.446	122.1	8	2:01.615	123.8
23	55	GONÇALO DE MELO	POR MIGUEL OLIVEIRA FAN CLUB	BEON	Dunlop	11	22:42.862	+30.882	121.5	8	2:02.359	123.0
24	96	ALEX DEBON	ESP CUNA CAMPEONES	BEON	Dunlop	11	23:06.164	+54.184	119.5	2	2:04.667	120.8
25	29	ADRIAN MOLINA	ESP GV STRATOS-GAS DONKEY	BEON	Dunlop	11	23:20.084	+1:08.104	118.3	3	2:05.956	119.5
26	14	GIULIO DI NAPOLI	ITA RC113 REPARTO CORSE	BEON	Dunlop	11	23:20.490	+1:08.510	118.2	3	2:05.790	119.7
<b>Retirados</b>												
27	MATEO MARULANDA	COL SUPERHUGO 44 TEAM		Dunlop	3	6:10.033				2	2:00.770	124.7
13	PEDRO VARELA	POR CUNA DE CAMPEONES	MIR RACING	Dunlop	2	4:08.653				2	2:00.361	125.1

<b>Pole:</b>	MASON FOSTER		
<b>Vuelta rápida:</b>	Vlt.5	DAVID GOMEZ	1:59.647
			125.8 Km/h

Hora de publicación: .....

Estado de pista: **SECO**

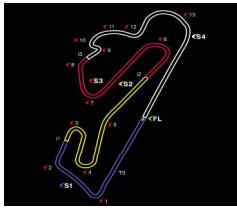
<b>Director de Carrera</b> João Pedro Lima		<b>Timekeeper</b>
---	---	-------------------



**Moto4**  
**ESBK ESTORIL**  
**Carrera 2**  
**Vuelta a vuelta**

— Vuelta invalidada    ■ Mejor Personal    ■ Mejor de la sesión    B Cruzando por el pit lane

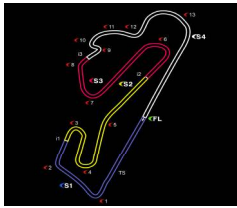
Vlt.	Tiempo	Sector 1	Sector 2	Sector 3	Sector 4	T. Sesión	Vlt.	Tiempo	Sector 1	Sector 2	Sector 3	Sector 4	T. Sesión		
<b>3</b>	<b>ARCHIE GIBBS</b>						GBR	<b>13</b>	<b>PEDRO VARELA</b>						POR
	FRANDO RACING VHC TEAM LIQUI						CORSE		CUNA DE CAMPEONES						MIR RACING
1	2:07.049	30.444	31.237	27.630	37.738	2:07.049	1	2:08.292	31.605	31.352	27.379	37.956	2:08.292		
2	2:01.242	25.079	30.999	27.309	37.855	4:08.291	2	<b>2:00.361</b>	24.909	<b>30.877</b>	<b>27.049</b>	<b>37.526</b>	4:08.653		
3	2:00.309	24.579	31.332	27.142	<b>37.256</b>	6:08.600									
4	2:01.119	24.889	30.928	27.551	37.751	8:09.719									
5	2:00.560	24.893	30.899	27.134	37.634	10:10.279									
6	2:00.652	24.730	30.744	27.274	37.904	12:10.931									
7	2:01.212	24.790	31.025	27.298	38.099	14:12.143									
8	<b>1:59.865</b>	<b>24.443</b>	30.792	27.282	37.348	16:12.008									
9	2:00.920	24.478	31.350	<b>27.127</b>	37.965	18:12.928									
10	2:00.180	24.728	30.777	27.186	37.489	20:13.108									
11	2:00.615	24.756	<b>30.622</b>	27.308	37.929	22:13.723									
<b>6</b>	<b>KARLY MENDEZ</b>						DOM	<b>14</b>	<b>GIULIO DI NAPOLI</b>						ITA
	MRE TALENT						BEON		RC113 REPARTO CORSE						BEON
1	2:07.643	30.484	31.377	27.767	38.015	2:07.643	1	2:13.054	33.048	<b>32.283</b>	28.312	39.411	2:13.054		
2	2:00.701	24.666	31.010	27.483	37.542	4:08.344	2	2:06.562	26.106	32.413	28.491	39.552	4:19.616		
3	2:00.141	24.730	30.887	27.208	37.316	6:08.485	3	<b>2:05.790</b>	<b>25.720</b>	32.391	28.118	39.561	6:25.406		
4	2:00.456	24.885	30.945	27.507	<b>37.119</b>	8:08.941	4	2:06.904	26.390	32.527	28.453	39.534	8:32.310		
5	<b>2:00.044</b>	24.632	30.832	27.341	37.239	10:08.985	5	2:07.055	26.457	32.608	28.456	39.534	10:39.365		
6	2:01.405	25.239	31.134	27.222	37.810	12:10.390	6	2:06.749	26.152	32.620	28.305	39.672	12:46.114		
7	2:00.443	24.602	30.930	27.768	37.143	14:10.833	7	2:07.062	26.693	32.623	28.443	39.303	14:53.176		
8	2:01.110	25.209	31.092	<b>27.187</b>	37.622	16:11.943	8	2:06.246	26.306	32.376	28.285	<b>39.279</b>	16:59.422		
9	2:01.357	24.794	31.216	27.306	38.041	18:13.300	9	2:06.758	26.613	32.425	<b>28.111</b>	39.609	19:06.180		
10	2:00.245	24.586	<b>30.695</b>	27.200	37.764	20:13.545	10	2:06.808	26.350	32.565	28.149	39.744	21:12.988		
11	2:00.709	<b>24.482</b>	31.125	27.198	37.904	22:14.254	11	2:07.502	26.282	32.825	29.048	39.347	23:20.490		
<b>11</b>	<b>GABRIEL PIO</b>						FRA	<b>17</b>	<b>ENZO DUPUIS</b>						FRA
	BRS- BRECHON RACING SCHOOL						BEON		BRS- BRECHON RACING SCHOOL						BEON
1	2:06.182	29.643	31.636	27.387	37.516	2:06.182	1	2:10.024	32.003	31.790	27.756	38.475	2:10.024		
2	2:00.287	<b>24.796</b>	30.932	27.011	37.548	4:06.469	2	<b>2:01.582</b>	24.832	31.400	<b>27.459</b>	<b>37.891</b>	4:11.606		
3	2:01.006	25.280	30.971	27.305	37.450	6:07.475	3	2:02.025	<b>24.783</b>	31.529	27.551	38.162	6:13.631		
4	<b>2:00.155</b>	24.990	30.846	<b>26.766</b>	37.553	8:07.630	4	2:03.109	25.477	31.605	27.737	38.290	8:16.740		
5	2:00.844	25.383	<b>30.604</b>	27.712	37.145	10:08.474	5	2:02.841	25.350	31.525	27.614	38.352	10:19.581		
6	2:00.537	25.120	30.753	27.406	37.258	12:09.011	6	2:03.409	25.683	31.655	27.992	38.079	12:22.990		
7	2:00.956	25.074	31.062	27.337	37.483	14:09.967	7	2:02.424	25.113	31.376	27.569	38.366	14:25.414		
8	2:01.353	25.774	30.796	27.375	37.408	16:11.320	8	2:02.218	24.970	<b>31.342</b>	27.506	38.400	16:27.632		
9	2:00.176	24.844	30.615	27.338	37.379	18:11.496	9	2:02.810	24.831	31.677	27.860	38.442	18:30.442		
10	2:00.861	25.311	30.726	27.784	<b>37.040</b>	20:12.357	10	2:02.632	25.066	31.434	27.661	38.471	20:33.074		
11	2:00.890	24.997	30.926	27.335	37.632	22:13.247	11	2:03.194	25.172	31.750	27.804	38.468	22:36.268		
<b>20</b>	<b>IKER RODRIGUEZ</b>						ESP	<b>25</b>	<b>MANFREDI BALDUCCI</b>						ITA
	IGAXTEAM						BEON		RC113 REPARTO CORSE						ITA
1	2:06.894	30.612	31.154	27.717	37.411	2:06.894	1	2:10.540	32.332	31.908	27.765	38.535	2:10.540		
2	2:00.648	25.022	30.809	27.387	37.430	4:07.542	2	2:02.532	25.407	31.403	27.386	38.336	4:13.072		
3	2:00.145	24.794	30.943	27.331	37.077	6:07.687	3	2:01.923	<b>24.871</b>	31.261	27.695	38.096	6:14.995		
4	2:00.837	25.295	30.799	27.568	37.175	8:08.524	4	2:03.221	25.997	31.323	27.654	38.247	8:18.216		
5	2:00.405	24.783	31.050	27.512	<b>37.060</b>	10:08.929	5	2:02.509	24.975	<b>31.170</b>	27.519	38.845	10:20.725		
6	2:01.360	25.064	30.781	27.452	38.063	12:10.289	6	2:03.226	25.098	31.462	27.974	38.692	12:23.951		
7	2:00.991	25.133	30.750	27.633	37.475	14:11.280	7	2:02.207	25.172	31.560	<b>27.368</b>	38.107	14:26.158		
8	<b>1:59.916</b>	24.777	30.863	27.137	37.139	16:11.196									
9	2:00.314	25.030	30.929	27.295	37.060	18:11.510									
10	2:00.370	<b>24.528</b>	30.943	27.422	37.477	20:11.880									
11	2:00.145	25.297	<b>30.544</b>	<b>27.067</b>	37.237	22:12.025									
<b>12</b>	<b>LEWIS MULLEN</b>						GBR								
	BRITISH CARRERA TEAM						BEON								
1	2:09.006	31.354	31.696	27.992	37.964	2:09.006									
2	<b>2:00.379</b>	24.807	31.122	27.252	<b>37.198</b>	4:09.385									
3	2:01.287	<b>24.779</b>	31.476	<b>27.030</b>	38.002	6:10.672									
4	2:02.869	26.390	<b>31.049</b>	27.711	37.719	8:13.541									
5	2:02.411	25.204	31.444	27.737	38.026	10:15.952									
6	2:01.519	24.802	31.236	27.613	37.868	12:17.471									
7	2:02.091	25.276	31.289	27.454	38.072	14:19.562									
8	2:01.986	25.098	31.362	27.435	38.091	16:21.548									
9	2:02.412	25.096	31.518	27.787	38.011	18:23.960									
10	2:02.482	25.134	31.420	27.673	38.255	20:26.442									
11	2:01.939	25.060	31.223	27.762	37.894	22:28.381									



## Moto4 ESBK ESTORIL Carrera 2 Vuelta a vuelta

— Vuelta invalidada ■ Mejor Personal ■ Mejor de la sesión B Cruzando por el pit lane

Vlt.	Tiempo	Sector 1	Sector 2	Sector 3	Sector 4	T. Sesión	Vlt.	Tiempo	Sector 1	Sector 2	Sector 3	Sector 4	T. Sesión	
8	2:01.615	25.112	31.229	27.426	37.848	16:27.773	3	2:01.834	24.814	31.415	27.609	37.996	6:13.780	
9	2:03.085	25.443	31.378	27.914	38.350	18:30.858	4	2:03.251	25.782	31.270	27.869	38.330	8:17.031	
10	2:02.510	25.133	31.534	27.478	38.365	20:33.368	5	2:02.916	25.375	31.357	27.753	38.431	10:19.947	
11	2:03.058	25.273	31.462	28.024	38.299	22:36.426	6	2:04.129	25.532	31.553	28.012	39.032	12:24.076	
<b>26</b>	<b>ALBERTO ENRIQUEZ</b> ESP							<b>7</b>	<b>2:01.407</b>	<b>24.734</b>	<b>30.850</b>	27.754	38.069	14:25.483
	CUNA DE CAMPEONES MIR RACING							8	2:02.220	25.211	31.244	27.532	38.233	16:27.703
1	2:06.598	29.922	31.344	27.641	37.691	2:06.598	9	2:02.942	25.384	31.281	27.868	38.409	18:30.645	
2	2:00.006	24.641	30.891	27.354	37.120	4:06.604	10	2:02.657	25.199	31.290	27.735	38.433	20:33.302	
3	2:00.974	25.015	31.090	27.166	37.703	6:07.578	11	2:02.632	25.506	31.299	27.853	37.974	22:35.934	
4	2:00.322	25.143	30.969	27.536	36.674	8:07.900								
5	2:00.249	24.482	31.011	27.363	37.393	10:08.149								
6	2:01.009	25.380	30.937	27.433	37.259	12:09.158								
7	2:00.700	24.841	31.136	27.203	37.520	14:09.858								
8	2:00.710	24.998	30.835	27.534	37.343	16:10.568								
9	2:00.581	24.808	30.808	27.304	37.661	18:11.149								
10	2:01.159	25.270	31.139	27.627	37.123	20:12.308								
11	2:00.436	25.064	30.811	27.170	37.391	22:12.744								
<b>27</b>	<b>MATEO MARULANDA</b> COL							<b>48</b>	<b>ANDRES GARCIA</b> ESP					
	SUPERHUGO 44 TEAM								IGAXTEAM BEON					
1	2:07.694	31.113	31.317	27.421	37.843	2:07.694	1	2:06.045	29.484	31.307	27.574	37.680	2:06.045	
2	2:00.770	24.933	31.080	27.119	37.638	4:08.464	2	2:00.508	24.825	31.045	27.414	37.224	4:06.553	
3	2:01.569	25.019	32.625	26.903	37.022	6:10.033	3	2:00.855	24.931	30.944	27.251	37.729	6:07.408	
<b>29</b>	<b>ADRIAN MOLINA</b> ESP							4	2:00.198	24.890	31.089	27.140	37.079	8:07.606
	GV STRATOS-GAS DONKEY							5	2:00.820	25.049	30.812	27.489	37.470	10:08.426
1	2:12.986	32.511	32.559	28.455	39.461	2:12.986	6	2:00.500	24.672	31.106	27.242	37.480	12:08.926	
2	2:06.513	25.884	32.491	28.543	39.595	4:19.499	7	2:01.039	25.248	31.067	27.376	37.348	14:09.965	
3	2:05.956	26.010	32.677	28.388	38.881	6:25.455	8	2:00.436	24.679	31.047	27.354	37.356	16:10.401	
4	2:06.778	26.123	32.568	28.537	39.550	8:32.233	9	2:00.864	25.458	30.529	27.553	37.324	18:11.265	
5	2:07.036	26.372	32.464	28.540	39.660	10:39.269	10	2:00.501	24.920	30.881	27.502	37.198	20:11.766	
6	2:06.933	26.423	32.533	28.584	39.393	12:46.202	11	2:00.272	25.793	30.587	26.905	36.987	22:12.038	
7	2:06.938	26.173	32.805	28.598	39.362	14:53.140								
8	2:06.642	26.593	32.576	28.408	39.065	16:59.782								
9	2:06.494	26.162	32.710	28.608	39.014	19:06.276								
10	2:06.589	26.170	32.633	28.385	39.401	21:12.865								
11	2:07.219	26.227	32.873	29.000	39.119	23:20.084								
<b>37</b>	<b>RICCARDO MICHIELIN</b> ITA							<b>55</b>	<b>GONÇALO DE MELO</b> POR					
	AJEVO RACING TEAM BEON								MIGUEL OLIVEIRA FAN CLUB BEON					
1	2:10.741	32.403	31.964	27.909	38.465	2:10.741	1	2:12.993	33.338	31.979	28.811	38.865	2:12.993	
2	2:01.997	24.888	31.408	27.592	38.109	4:12.738	2	2:03.084	25.351	31.745	27.945	38.043	4:16.077	
3	2:02.066	24.814	31.539	27.596	38.117	6:14.804	3	2:03.508	25.441	31.936	27.858	38.273	6:19.585	
4	2:03.165	25.973	31.441	27.583	38.168	8:17.969	4	2:03.804	25.881	31.853	27.901	38.169	8:23.389	
5	2:02.231	25.072	31.123	27.650	38.386	10:20.200	5	2:03.301	25.312	31.810	28.014	38.165	10:26.690	
6	2:02.660	25.144	31.499	27.658	38.359	12:22.860	6	2:03.122	25.362	31.749	27.877	38.134	12:29.812	
7	2:02.287	25.036	31.445	27.394	38.412	14:25.147	7	2:02.558	25.249	31.713	27.677	37.919	14:32.370	
8	2:02.236	24.979	31.368	27.479	38.410	16:27.383	8	2:02.359	25.108	31.723	27.651	37.877	16:34.729	
9	2:02.900	25.238	31.591	27.633	38.438	18:30.283	9	2:02.693	25.182	31.590	27.707	38.214	18:37.422	
10	2:02.593	25.031	31.431	27.615	38.516	20:32.876	10	2:02.667	25.233	31.731	27.697	38.006	20:40.089	
11	2:02.732	25.569	31.492	27.475	38.196	22:35.608	11	2:02.773	25.255	31.507	27.802	38.209	22:42.862	
<b>38</b>	<b>TOMMASO PIERONI</b> ITA							<b>57</b>	<b>MASON FOSTER</b> GBR					
	ALMA RACING TEAM BEON								BRP RACING BEON					
1	2:10.090	32.151	31.727	27.884	38.328	2:10.090	1	2:06.656	30.206	31.147	27.512	37.791	2:06.656	
2	2:01.856	25.045	31.181	27.583	38.047	4:11.946	2	2:00.891	24.738	30.957	27.278	37.918	4:07.547	
							3	2:00.153	25.134	30.775	27.139	37.105	6:07.700	
							4	2:00.093	25.163	30.851	27.036	37.043	8:07.793	
							5	2:00.696	24.628	30.986	27.541	37.541	10:08.489	
							6	2:00.812	25.592	30.616	27.372	37.232	12:09.301	
							7	2:01.059	25.029	31.071	27.624	37.335	14:10.360	
							8	2:00.303	24.781	30.779	27.471	37.272	16:10.663	
							9	2:00.458	24.981	30.645	27.430	37.402	18:11.121	
							10	2:00.729	25.611	30.613	27.429	37.076	20:11.850	
							11	2:00.893	25.420	30.551	27.399	37.523	22:12.743	
<b>62</b>	<b>ETHAN G. SPARKS</b> GBR							<b>62</b>	<b>ETHAN G. SPARKS</b> GBR					
	BRITISH CARRERA TEAM BEON								BRITISH CARRERA TEAM BEON					
1	2:06.107	29.359	31.448	27.715	37.585	2:06.107	1	2:06.107	29.359	31.448	27.715	37.585	2:06.107	
2	2:01.465	25.448	30.845	27.436	37.736	4:07.572	2	2:01.465	25.448	30.845	27.436	37.736	4:07.572	
3	1:59.883	24.887	30.818	26.955	37.223	6:07.455	3	1:59.883	24.887	30.818	26.955	37.223	6:07.455	



**Moto4**  
**ESBK ESTORIL**  
**Carrera 2**  
**Vuelta a vuelta**

— Vuelta invalidada ■ Mejor Personal ■ Mejor de la sesión ■ Cruzando por el pit lane

Vlt.	Tiempo	Sector 1	Sector 2	Sector 3	Sector 4	T. Sesión	Vlt.	Tiempo	Sector 1	Sector 2	Sector 3	Sector 4	T. Sesión
4	2:00.141	24.878	31.073	27.238	36.952	8:07.596	5	2:00.055	24.668	30.663	27.447	37.277	10:08.136
5	2:00.887	25.278	30.716	27.537	37.356	10:08.483	6	2:00.746	25.139	30.773	27.221	37.613	12:08.882
6	2:00.500	24.886	30.773	27.437	37.404	12:08.983	7	2:01.582	25.528	30.959	27.982	37.113	14:10.464
7	2:00.887	24.929	31.110	27.061	37.787	14:09.870	8	2:00.696	25.041	30.867	27.252	37.536	16:11.160
8	2:00.599	25.184	30.639	27.221	37.555	16:10.469	9	2:00.429	24.914	30.780	27.502	37.233	18:11.589
9	2:00.791	25.274	30.566	27.544	37.407	18:11.260	10	2:00.835	24.958	31.094	27.500	37.283	20:12.424
10	2:00.574	24.757	30.946	27.901	36.970	20:11.834	11	2:00.184	25.078	30.580	27.472	37.054	22:12.608
11	2:00.197	25.466	30.455	27.300	36.976	22:12.031							

**64** **CARMELO BELLUZZO** ITA  
ETG RACING BEON

1	2:08.345	30.868	31.569	27.556	38.352	2:08.345
2	2:00.891	25.279	30.908	27.013	37.691	4:09.236
3	2:00.569	24.828	31.161	27.083	37.497	6:09.805
4	2:00.225	24.721	30.929	27.034	37.541	8:10.030
5	2:00.288	24.861	31.069	26.923	37.435	10:10.318
6	2:00.933	24.831	30.913	27.136	38.053	12:11.251
7	2:01.154	24.590	31.541	27.014	38.009	14:12.405
8	1:59.958	24.347	30.787	27.160	37.664	16:12.363
9	2:01.215	24.487	31.064	27.076	38.588	18:13.578
10	1:59.986	24.479	31.002	26.906	37.599	20:13.564
11	2:00.233	24.589	30.908	27.144	37.592	22:13.797

**74** **KENSEI MATSUDAIRA** USA  
EVIKE.COM NOX#27 RACING TEAM BEON

1	2:06.192	29.725	31.313	27.660	37.494	2:06.192
2	2:01.651	26.029	31.036	27.217	37.369	4:07.843
3	1:59.908	25.078	30.852	27.204	36.774	6:07.751
4	2:00.784	25.427	30.837	27.638	36.882	8:08.535
5	2:00.008	24.874	30.859	27.288	36.987	10:08.543
6	2:00.534	25.229	30.719	27.362	37.224	12:09.077
7	2:00.973	25.186	30.989	27.439	37.359	14:10.050
8	2:00.469	25.200	30.667	27.257	37.345	16:10.519
9	2:00.590	24.658	31.030	27.435	37.467	18:11.109
10	2:00.784	25.407	30.650	27.516	37.211	20:11.893
11	2:00.198	24.950	30.713	27.382	37.153	22:12.091

**77** **JOEL MORA** SPA  
ILUSION RACING BEON

1	2:08.939	31.552	31.480	27.740	38.167	2:08.939
2	2:01.768	25.293	30.925	27.576	37.974	4:10.707
3	2:00.225	24.597	30.985	27.361	37.282	6:10.932
4	2:02.580	25.811	31.216	27.622	37.931	8:13.512
5	2:02.198	25.438	31.177	27.640	37.943	10:15.710
6	2:01.725	24.888	31.123	27.501	38.213	12:17.435
7	2:02.056	24.943	31.367	27.455	38.291	14:19.491
8	2:02.015	24.847	31.213	27.621	38.334	16:21.506
9	2:02.402	25.042	31.469	27.634	38.257	18:23.908
10	2:02.497	25.119	31.563	27.830	37.985	20:26.405
11	2:01.931	24.773	31.251	27.684	38.223	22:28.336

**89** **ERIC RUZ** ESP  
IGAXTEAM BEON

1	2:05.835	29.817	30.951	27.463	37.604	2:05.835
2	2:00.823	25.325	31.010	27.396	37.092	4:06.658
3	2:00.672	24.657	30.960	27.257	37.798	6:07.330
4	2:00.751	25.304	31.018	27.422	37.007	8:08.081

**92** **DAVID GOMEZ** ESP  
MRE TALENT BEON

1	2:08.317	31.227	31.685	27.574	37.831	2:08.317
2	2:00.812	24.762	30.988	27.274	37.788	4:09.129
3	2:00.190	24.584	31.176	27.332	37.098	6:09.319
4	2:00.415	24.486	30.837	27.427	37.665	8:09.734
5	1:59.647	24.509	30.995	27.023	37.120	10:09.381
6	2:00.925	25.047	30.798	27.157	37.923	12:10.306
7	2:00.285	24.930	30.687	27.198	37.470	14:10.591
8	1:59.956	24.987	30.786	27.076	37.107	16:10.547
9	2:00.535	24.922	30.713	27.284	37.616	18:11.082
10	2:01.120	25.244	30.810	27.867	37.199	20:12.202
11	2:00.122	24.804	30.865	27.286	37.167	22:12.324

**93** **BAUTISTA FARIAS** ARG  
ETG RACING

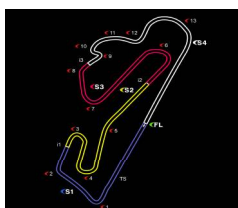
1	2:06.837	30.351	31.239	27.578	37.669	2:06.837
2	2:00.749	24.969	30.899	27.556	37.325	4:07.586
3	2:00.441	25.033	31.072	27.135	37.201	6:08.027
4	2:00.566	25.262	30.808	27.441	37.055	8:08.593
5	2:00.190	24.557	30.693	27.606	37.334	10:08.783
6	2:01.564	25.072	30.846	27.649	37.997	12:10.347
7	2:00.437	24.710	31.125	27.466	37.136	14:10.784
8	2:00.639	24.882	31.209	27.180	37.368	16:11.423
9	2:01.798	24.915	31.210	27.050	38.623	18:13.221
10	2:00.278	24.512	30.798	27.136	37.832	20:13.499
11	2:00.035	24.385	30.642	27.399	37.609	22:13.534

**94** **ENEKO OSORIO** ESP  
FRANCO RACING VHC TEAM LIQUI CORSE FACTORY

1	2:07.976	30.921	31.043	27.792	38.220	2:07.976
2	2:00.215	24.618	30.708	27.295	37.594	4:08.191
3	2:01.105	25.076	31.721	26.959	37.349	6:09.296
4	2:00.386	24.475	30.759	27.576	37.576	8:09.682
5	2:00.286	24.452	31.008	27.345	37.481	10:09.968
6	2:00.734	24.602	30.814	27.358	37.960	12:10.702
7	1:59.942	24.723	30.466	27.624	37.129	14:10.644
8	2:00.610	25.272	30.819	26.920	37.599	16:11.254
9	2:00.079	24.722	30.759	27.369	37.229	18:11.333
10	2:00.385	24.590	30.989	27.342	37.464	20:11.718
11	2:00.262	25.038	30.744	27.170	37.310	22:11.980

**96** **ALEX DEBON** ESP  
CUNA CAMPEONES

1	2:11.568	32.662	32.090	28.088	38.728	2:11.568
2	2:04.667	25.526	31.948	28.097	39.096	4:16.235
3	2:05.439	25.510	31.832	28.190	39.907	6:21.674
4	2:05.491	25.945	32.236	28.281	39.029	8:27.165
5	2:05.346	25.974	32.028	28.236	39.108	10:32.511



## Moto4 ESBK ESTORIL Carrera 2

### Vuelta a vuelta

— Vuelta invalidada    ■ Mejor Personal    ■ Mejor de la sesión    B Cruzando por el pit lane

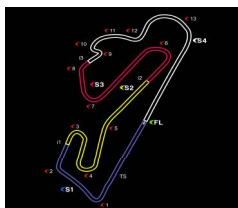
Vlt.	Tiempo	Sector 1	Sector 2	Sector 3	Sector 4	T. Sesión	Vlt.	Tiempo	Sector 1	Sector 2	Sector 3	Sector 4	T. Sesión
6	2:05.590	25.931	32.168	28.242	39.249	12:38.101							
7	2:05.609	26.033	32.262	28.229	39.085	14:43.710							
8	2:05.254	25.961	32.120	28.188	38.985	16:48.964							
9	2:05.910	26.058	32.160	28.375	39.317	18:54.874							
10	2:05.495	26.044	32.151	28.248	39.052	21:00.369							
11	2:05.795	26.000	32.107	28.448	39.240	23:06.164							

**98** EDGAR SILVEN ESP  
ETG RACING BEON

1	2:08.639	31.053	31.429	27.780	38.377	2:08.639
2	2:00.665	24.926	30.998	27.179	37.562	4:09.304
3	2:00.563	24.654	31.527	27.007	<b>37.375</b>	6:09.867
4	2:00.135	24.642	30.957	<b>26.958</b>	37.578	8:10.002
5	2:00.259	24.723	30.903	27.068	37.565	10:10.261
6	2:00.709	24.551	30.843	27.146	38.169	12:10.970
7	2:00.853	24.601	31.080	27.201	37.971	14:11.823
8	2:00.145	<b>24.523</b>	30.927	27.184	37.511	16:11.968
9	2:01.021	24.666	30.970	27.039	38.346	18:12.989
10	<b>2:00.086</b>	24.581	<b>30.769</b>	27.189	37.547	20:13.075
11	2:00.365	24.630	30.928	27.421	37.386	22:13.440

**99** DAVID SANCHEZ ESP  
VRC TEAM CORSE FACTORY

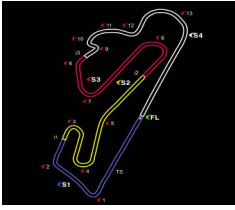
1	2:09.625	31.828	31.622	27.931	38.244	2:09.625
2	<b>2:01.948</b>	<b>24.996</b>	31.248	27.654	38.050	4:11.573
3	2:01.999	25.016	31.421	27.643	<b>37.919</b>	6:13.572
4	2:03.121	25.780	31.440	27.823	38.078	8:16.693
5	2:02.872	25.569	31.428	27.749	38.126	10:19.565
6	2:03.359	25.601	31.714	27.824	38.220	12:22.924
7	2:02.536	25.427	<b>31.219</b>	27.754	38.136	14:25.460
8	2:02.016	25.079	31.265	<b>27.586</b>	38.086	16:27.476
9	2:02.990	25.446	31.294	27.951	38.299	18:30.466
10	2:02.498	25.213	31.342	27.737	38.206	20:32.964
11	2:02.657	25.190	31.476	27.941	38.050	22:35.621



## Moto4 ESBK ESTORIL Carrera 2

### Mejores tiempos de sector

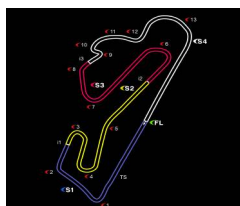
Sector 1			Sector 2			Sector 3			Sector 4			Vuelta Ideal		Mejor Vuelta
Pos	Nº Piloto	Tiempo	Nº Piloto	Tiempo	Nº Piloto	Tiempo	Nº Piloto	Tiempo	Pos	Nº	Tiempo	Tiempo	(Nº)	
1	64 C.BELLUZZO	24.347	62 E.SPARKS	30.455	11 G.PIO	26.766	26 A.ENRIQUEZ	36.674	1	94	1:58.967	1:59.942	(6)	
2	93 B.FARIAS	24.385	94 E.OSORIO	30.466	27 M.MARULANDA	26.903	74 K.MATSUDAIRA	36.774	2	48	1:59.093	2:00.198	(15)	
3	3 A.GIBBS	24.443	48 A.GARCIA	30.529	48 A.GARCIA	26.905	62 E.SPARKS	36.952	3	62	1:59.119	1:59.883	(3)	
4	94 E.OSORIO	24.452	20 I.RODRIGUEZ	30.544	64 C.BELLUZZO	26.906	48 A.GARCIA	36.987	4	26	1:59.130	2:00.006	(8)	
5	26 A.ENRIQUEZ	24.482	57 M.FOSTER	30.551	94 E.OSORIO	26.920	89 E.RUZ	37.007	5	93	1:59.132	2:00.035	(9)	
6	6 X.MENDEZ	24.482	89 E.RUZ	30.580	62 E.SPARKS	26.955	27 M.MARULANDA	37.022	6	20	1:59.199	1:59.916	(5)	
7	92 D.GOMEZ	24.486	11 G.PIO	30.604	98 E.SILVEN	26.958	11 G.PIO	37.040	7	11	1:59.206	2:00.155	(14)	
8	98 E.SILVEN	24.523	3 A.GIBBS	30.622	92 D.GOMEZ	27.023	57 M.FOSTER	37.043	8	57	1:59.258	2:00.093	(13)	
9	20 I.RODRIGUEZ	24.528	93 B.FARIAS	30.642	12 L.MULLEN	27.030	93 B.FARIAS	37.055	9	74	1:59.286	1:59.908	(4)	
10	77 J.MORA	24.597	74 K.MATSUDAIRA	30.650	57 M.FOSTER	27.036	20 I.RODRIGUEZ	37.060	10	92	1:59.294	1:59.647	(1)	
11	57 M.FOSTER	24.628	92 D.GOMEZ	30.687	13 P.VARELA	27.049	92 D.GOMEZ	37.098	11	3	1:59.448	1:59.865	(2)	
12	89 E.RUZ	24.657	6 X.MENDEZ	30.695	93 B.FARIAS	27.050	6 X.MENDEZ	37.119	12	89	1:59.465	2:00.055	(11)	
13	74 K.MATSUDAIRA	24.658	98 E.SILVEN	30.769	20 I.RODRIGUEZ	27.067	94 E.OSORIO	37.129	13	64	1:59.475	1:59.958	(7)	
14	48 A.GARCIA	24.672	64 C.BELLUZZO	30.787	3 A.GIBBS	27.127	12 L.MULLEN	37.198	14	6	1:59.483	2:00.044	(10)	
15	38 T.PIERONI	24.734	26 A.ENRIQUEZ	30.808	26 A.ENRIQUEZ	27.166	3 A.GIBBS	37.256	15	98	1:59.625	2:00.086	(12)	
16	13 P.VARELA	24.737	38 T.PIERONI	30.850	6 X.MENDEZ	27.187	77 J.MORA	37.282	16	27	1:59.938	2:00.770	(19)	
17	62 E.SPARKS	24.757	13 P.VARELA	30.877	74 K.MATSUDAIRA	27.204	98 E.SILVEN	37.375	17	12	2:00.056	2:00.379	(18)	
18	12 L.MULLEN	24.779	77 J.MORA	30.925	89 E.RUZ	27.221	64 C.BELLUZZO	37.435	18	77	2:00.165	2:00.225	(16)	
19	17 E.DUPOIS	24.783	12 L.MULLEN	31.049	77 J.MORA	27.361	13 P.VARELA	37.526	19	13	2:00.189	2:00.361	(17)	
20	11 G.PIO	24.796	27 M.MARULANDA	31.080	25 M.BALDUCCI	27.368	25 M.BALDUCCI	37.848	20	38	2:01.090	2:01.407	(20)	
21	37 R.MICHIELIN	24.814	37 R.MICHIELIN	31.123	37 R.MICHIELIN	27.394	55 G.DE MELO	37.877	21	25	2:01.257	2:01.615	(22)	
22	25 M.BALDUCCI	24.871	25 M.BALDUCCI	31.170	17 E.DUPOIS	27.459	17 E.DUPOIS	37.891	22	37	2:01.440	2:01.997	(24)	
23	27 M.MARULANDA	24.933	99 D.SANCHEZ	31.219	38 T.PIERONI	27.532	99 D.SANCHEZ	37.919	23	17	2:01.475	2:01.582	(21)	
24	99 D.SANCHEZ	24.996	17 E.DUPOIS	31.342	99 D.SANCHEZ	27.586	38 T.PIERONI	37.974	24	99	2:01.720	2:01.948	(23)	
25	55 G.DE MELO	25.108	55 G.DE MELO	31.507	55 G.DE MELO	27.651	37 R.MICHIELIN	38.109	25	55	2:02.143	2:02.359	(25)	
26	96 A.DEBON	25.510	96 A.DEBON	31.832	96 A.DEBON	28.088	96 A.DEBON	38.728	26	96	2:04.158	2:04.667	(26)	
27	14 G.DI NAPOLI	25.720	14 G.DI NAPOLI	32.283	14 G.DI NAPOLI	28.111	29 A.MOLINA	38.881	27	14	2:05.393	2:05.790	(27)	
28	29 A.MOLINA	25.884	29 A.MOLINA	32.464	29 A.MOLINA	28.385	14 G.DI NAPOLI	39.279	28	29	2:05.614	2:05.956	(28)	



**Moto4**  
**ESBK ESTORIL**  
**Carrera 2**

**Planing**

Nº	Pos	Parrilla	Vit.										
			1	2	3	4	5	6	7	8	9	10	11
57	<b>1</b>	57	89	11	89	62	89	89	26	48	92	94	94
48	<b>2</b>	48	48	48	48	26	48	62	62	74	48	20	
26	<b>3</b>	26	62	26	62	11	48	62	48	74	57	62	62
62	<b>4</b>	62	11	89	11	57	11	11	11	92	26	57	48
11	<b>5</b>	11	74	20	26	26	62	74	74	26	62	20	74
74	<b>6</b>	74	26	57	20	89	57	26	57	57	48	74	92
93	<b>7</b>	93	57	62	57	20	74	57	89	89	94	92	89
27	<b>8</b>	27	93	93	74	74	93	20	92	20	11	26	57
89	<b>9</b>	89	20	74	93	93	20	92	94	94	20	11	26
13	<b>10</b>	13	3	94	6	6	6	93	93	11	89	89	11
64	<b>11</b>	64	6	3	3	94	92	6	6	93	3	98	98
3	<b>12</b>	3	27	6	94	3	94	94	20	6	98	3	93
6	<b>13</b>	6	94	27	92	92	98	3	98	98	93	93	3
92	<b>14</b>	92	13	13	64	98	3	98	3	3	6	6	64
12	<b>15</b>	12	92	92	98	64	64	64	64	64	64	6	6
77	<b>16</b>	77	64	64	27	77	77	77	77	77	77	77	77
94	<b>17</b>	94	98	98	12	12	12	12	12	12	12	12	12
98	<b>18</b>	98	77	12	77	99	99	37	37	37	37	37	37
99	<b>19</b>	99	12	77	99	17	17	99	17	99	17	99	99
20	<b>20</b>	20	99	99	17	38	38	17	99	17	99	17	38
17	<b>21</b>	17	17	17	38	37	37	25	38	38	38	38	17
38	<b>22</b>	38	38	38	37	25	25	38	25	25	25	25	25
25	<b>23</b>	25	25	37	25	55	55	55	55	55	55	55	55
37	<b>24</b>	37	37	25	55	96	96	96	96	96	96	96	96
55	<b>25</b>	55	96	55	96	29	29	14	29	14	14	29	29
96	<b>26</b>	96	29	96	14	14	14	29	14	29	14	14	14
14	<b>27</b>	14	55	29	29								
29	<b>28</b>	29	14	14									



## Moto4

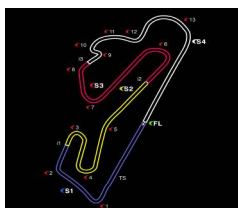
### ESBK ESTORIL

#### Después de Carrera 2

#### Velocidad máxima del evento

Nº Piloto	Equipo	Moto	Clase	V.Max	Vlt.	Sesión
77 JOEL MORA	ILUSION RACING	BEON		187.0	2	Carrera 2
94 ENEKO OSORIO	FRANDO RACING VHC TEAM LIQUI MOLY	CORSE FACTORY		186.7	11	Carrera 1
3 ARCHIE GIBBS	FRANDO RACING VHC TEAM LIQUI MOLY	CORSE		186.1	3	Carrera 2
13 PEDRO VARELA	CUNA DE CAMPEONES	MIR RACING		183.3	3	Carrera 2
99 DAVID SANCHEZ	VRC TEAM	CORSE FACTORY		183.0	2	Carrera 1
89 ERIC RUZ	IGAXTEAM	BEON		182.4	10	Carrera 1
11 GABRIEL PIO	BRS- BRECHON RACING SCHOOL	BEON		182.1	11	Carrera 2
17 ENZO DUPUIS	BRS- BRECHON RACING SCHOOL	BEON		182.1	2	Carrera 2
26 ALBERTO ENRIQUEZ	CUNA DE CAMPEONES	MIR RACING		182.1	11	Carrera 2
6 XARLY MENDEZ	MRE TALENT	BEON		182.1	5	Carrera 1
64 CARMELO BELLUZZO	ETG RACING	BEON		182.1	5	Carrera 2
92 DAVID GOMEZ	MRE TALENT	BEON		182.1	4	Carrera 1
93 BAUTISTA FARIAS	ETG RACING	BEON		182.1	2	Carrera 1
98 EDGAR SILVEN	ETG RACING	BEON		182.1	2	Carrera 2
12 LEWIS MULLEN	BRITISH CARRERA TEAM	BEON		181.8	2	Carrera 2
25 MANFREDI BALDUCCI	RC113 REPARTO CORSE			181.8	4	Carrera 1
27 MATEO MARULANDA	SUPERHUGO 44 TEAM			181.8	4	Carrera 2
37 RICCARDO MICHIELIN	AJEVO RACING TEAM	BEON		181.8	4	Entrenamiento Cronome
62 ETHAN G. SPARKS	BRITISH CARRERA TEAM	BEON		181.8	7	Carrera 1
74 KENSEI MATSUDAIRA	EVIKE.COM NOX#27 RACING TEAM	BEON		181.8	3	Carrera 2
20 IKER RODRIGUEZ	IGAXTEAM	BEON		181.5	2	Carrera 2
38 TOMMASO PIERONI	ALMA RACING TEAM	BEON		181.5	4	Carrera 1
48 ANDRES GARCIA	IGAXTEAM	BEON		181.2	10	Carrera 1
57 MASON FOSTER	BRP RACING	BEON		181.2	8	Carrera 2
55 GONÇALO DE MELO	MIGUEL OLIVEIRA FAN CLUB	BEON		177.4	6	Entrenamiento Cronome
96 ALEX DEBON	CUNA CAMPEONES			176.5	5	Entrenamiento Cronome
14 GIULIO DI NAPOLI	RC113 REPARTO CORSE	BEON		175.4	2	Entrenamiento Cronome
29 ADRIAN MOLINA	GV STRATOS-GAS DONKEY			172.1	4	Entrenamiento Cronome

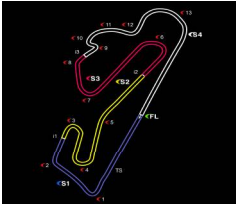




## Moto4 ESBK ESTORIL Carrera 2

### Secuencia de líderes por Clase

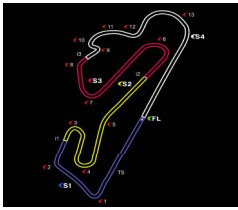
Nº	Piloto	Equipo	Moto	Vuelta a	Vuelta Final	Vlts.	Total Vlts.
89	ERIC RUZ	IGAXTEAM	BEON	1	1	1	1
11	GABRIEL PIO	BRS- BRECHON RACING SCHOOL	BEON	2	2	1	1
89	ERIC RUZ	IGAXTEAM	BEON	3	3	1	2
62	ETHAN G. SPARKS	BRITISH CARRERA TEAM	BEON	4	4	1	1
89	ERIC RUZ	IGAXTEAM	BEON	5	6	2	4
26	ALBERTO ENRIQUEZ	CUNA DE CAMPEONES	MIR RACING	7	7	1	1
48	ANDRES GARCIA	IGAXTEAM	BEON	8	8	1	1
92	DAVID GOMEZ	MRE TALENT	BEON	9	9	1	1
94	ENEKO OSORIO	FRANDO RACING VHC TEAM LIQUI M CORSE FACTORY		10	11	2	2



**Moto4**  
**ESBK ESTORIL**  
**Carrera 2**

**Secuencia de vueltas rápidas**

T. Sesión	Nº Piloto	Equipo	Moto	Clase	Tiempo	Km/h	Vlt.
4:06.469	<b>11 GABRIEL PIO</b>	BRS- BRECHON RACING SCHOOL	BEON		<b>2:00.287</b>	125.2	2
4:06.604	<b>26 ALBERTO ENRIQUEZ</b>	CUNA DE CAMPEONES	MIR RACING		<b>2:00.006</b>	125.5	2
6:07.455	<b>62 ETHAN G. SPARKS</b>	BRITISH CARRERA TEAM	BEON		<b>1:59.883</b>	125.6	3
10:09.381	<b>92 DAVID GOMEZ</b>	MRE TALENT	BEON		<b>1:59.647</b>	125.8	5



**ESBK ESTORIL**  
Moto4  
Carrera 2  
Informe meteorológico

