

Moto4

ESBK ESTORIL

Carrera 1 (11 Vlt., 46,0 km.)

Clasificación


Nº Piloto	Nac	Equipo	Moto	Neum.CI.	Vlts.	Tiempo Total	Dif.	Km/h	Mejor Vuelta			
									Vlt.	Tiempo Km/h		
1	57	MASON FOSTER	GBR BRP RACING	BEON	Dunlop	11	22:06.385	-	124.9	6	1:58.974	126.5
2	48	ANDRES GARCIA	ESP IGAXTEAM	BEON	Dunlop	11	22:06.434	+0.049	124.9	11	1:59.022	126.5
3	26	ALBERTO ENRIQUEZ	ESP CUNA DE CAMPEONES	MIR RACING	Dunlop	11	22:06.529	+0.144	124.8	6	1:59.693	125.8
4	62	ETHAN G. SPARKS	GBR BRITISH CARRERA TEAM	BEON	Dunlop	11	22:06.785	+0.400	124.8	6	1:59.137	126.4
5	11	GABRIEL PIO	FRA BRS- BRECHON RACING SCHOOL	BEON	Dunlop	11	22:06.994	+0.609	124.8	10	1:59.312	126.2
6	74	KENSEI MATSUDAIRA	USA EVIKE.COM NOXF27 RACING TEAM	BEON	Dunlop	11	22:06.984	+0.599	124.8	6	1:58.967	126.5
7	93	BAUTISTA FARIAS	ARG ETG RACING	BEON	Dunlop	11	22:07.028	+0.643	124.8	11	1:58.757	126.8
8	27	MATEO MARULANDA	COL SUPERHUGO 44 TEAM	BEON	Dunlop	11	22:07.196	+0.811	124.8	6	1:59.089	126.4
9	89	ERIC RUZ	ESP IGAXTEAM	BEON	Dunlop	11	22:07.338	+0.953	124.8	11	1:58.960	126.6
10	92	DAVID GOMEZ	ESP MRE TALENT	BEON	Dunlop	11	22:08.102	+1.717	124.7	11	1:58.563	127.0
11	94	ENEKO OSORIO	ESP FRANDO RACING VHC TEAM LIQUI MOLY	CORSE FACTORY	Dunlop	11	22:08.347	+1.962	124.7	3	1:59.526	126.0
12	6	XARLY MENDEZ	DOM MRE TALENT	BEON	Dunlop	11	22:08.362	+1.977	124.7	11	1:59.489	126.0
13	20	IKER RODRIGUEZ	ESP IGAXTEAM	BEON	Dunlop	11	22:08.387	+2.002	124.7	10	1:58.958	126.6
14	3	ARCHIE GIBBS	GBR FRANDO RACING VHC TEAM LIQUI MOLY	CORSE	Dunlop	11	22:08.611	+2.226	124.6	6	1:59.234	126.3
15	64	CARMELO BELLUZZO	ITA ETG RACING	BEON	Dunlop	11	22:09.067	+2.682	124.6	8	1:59.633	125.8
16	98	EDGAR SILVEN	ESP ETG RACING	BEON	Dunlop	11	22:22.961	+16.576	123.3	4	2:00.530	124.9
17	77	JOEL MORA	SPA ILUSION RACING	BEON	Dunlop	11	22:28.422	+22.037	122.8	4	2:01.371	124.0
18	12	LEWIS MULLEN	GBR BRITISH CARRERA TEAM	BEON	Dunlop	11	22:28.689	+22.304	122.8	2	2:00.589	124.8
19	37	RICCARDO MICHELIN	ITA AJEVO RACING TEAM	BEON	Dunlop	11	22:37.007	+30.622	122.0	8	2:02.286	123.1
20	17	ENZO DUPUIS	FRA BRS- BRECHON RACING SCHOOL	BEON	Dunlop	11	22:37.030	+30.645	122.0	3	2:02.139	123.3
21	25	MANFREDI BALDUCCI	ITA RC113 REPARTO CORSE	BEON	Dunlop	11	22:37.469	+31.084	122.0	8	2:02.061	123.3
22	38	TOMMASO PIERONI	ITA ALMA RACING TEAM	BEON	Dunlop	11	22:43.468	+37.083	121.5	3	2:02.415	123.0
23	55	GONÇALO DE MELO	POR MIGUEL OLIVEIRA FAN CLUB	BEON	Dunlop	11	22:47.127	+40.742	121.1	7	2:02.942	122.5
24	29	ADRIAN MOLINA	ESP GV STRATOS-GAS DONKEY	BEON	Dunlop	11	23:20.236	+1:13.851	118.3	3	2:05.803	119.7
25	14	GIULIO DI NAPOLI	ITA RC113 REPARTO CORSE	BEON	Dunlop	11	23:20.307	+1:13.922	118.3	2	2:05.616	119.9
26	96	ALEX DEBON	ESP CUNA CAMPEONES	BEON	Dunlop	11	23:20.338	+1:13.953	118.3	3	2:06.007	119.5
27	99	DAVID SANCHEZ	ESP VRC TEAM	CORSE FACTORY	Dunlop	10	22:56.794		109.3	2	2:02.319	123.1
No clasificados												
13	PEDRO VARELA	POR CUNA DE CAMPEONES	MIR RACING	Dunlop	7	20:33.167				6	1:59.463	126.0

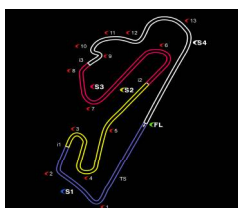
Pole:	MASON FOSTER	1:59.549	125.9 Km/h
Vuelta rápida:	Vlt.11 DAVID GOMEZ	1:58.563	127.0 Km/h

#74 SANCION PERDIDA 1 POSICION EN CARRERA POR TRACK LIMITS ULTIMA VUELTA

Hora de publicación:

Estado de pista: **SECO**

Director de Carrera João Pedro Lima		Timekeeper
---	---	-------------------



Moto4

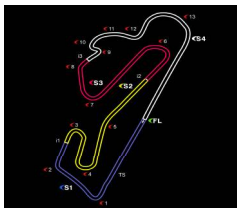
ESBK ESTORIL

Carrera 1

Vuelta a vuelta

— Vuelta invalidada ■ Mejor Personal ■ Mejor de la sesión ■ Cruzando por el pit lane

Vlt.	Tiempo	Sector 1	Sector 2	Sector 3	Sector 4	T. Sesión	Vlt.	Tiempo	Sector 1	Sector 2	Sector 3	Sector 4	T. Sesión		
3	ARCHIE GIBBS						GBR	13	PEDRO VARELA						POR
FRANDO RACING VHC TEAM LIQUI							CUNA DE CAMPEONES								
CORSE							MIR RACING								
1	2:06.880	30.080	31.691	27.749	37.360	2:06.880	1	2:05.012	29.907	31.062	27.080	36.963	2:05.012		
2	2:00.258	24.685	31.106	27.250	37.217	4:07.138	2	2:00.294	24.710	31.122	27.259	37.203	4:05.306		
3	1:59.748	24.637	30.907	27.121	37.083	6:06.886	3	1:59.881	24.636	30.750	27.367	37.128	6:05.187		
4	2:00.213	24.642	30.813	27.251	37.507	8:07.099	4	2:00.594	24.645	31.105	27.686	37.158	8:05.781		
5	1:59.472	24.639	30.653	27.235	36.945	10:06.571	5	2:00.585	25.093	30.815	27.552	37.125	10:06.366		
6	1:59.234	24.574	30.757	27.028	36.875	12:05.805	6	1:59.463	24.637	30.851	26.865	37.110	12:05.829		
7	2:00.574	25.064	30.714	27.325	37.471	14:06.379	7	8:27.338 B	24.621	30.949	30.902	7:00.866	20:33.167		
8	2:00.867	25.140	30.988	27.371	37.368	16:07.246							20:33.167		
9	2:00.210	24.783	30.907	27.557	36.963	18:07.456							20:33.167		
10	2:00.845	25.086	30.902	27.568	37.289	20:08.301							20:33.167		
11	2:00.310	25.269	30.777	27.094	37.170	22:08.611							20:33.167		
6	KARLY MENDEZ						DOM	14	GIULIO DI NAPOLI						ITA
MRE TALENT							RC113 REPARTO CORSE								
BEON							BEON								
1	2:07.135	30.584	31.127	27.997	37.427	2:07.135	1	2:13.531	32.785	32.633	28.647	39.466	2:13.531		
2	2:00.486	25.156	30.847	27.259	37.224	4:07.621	2	2:05.616	25.898	32.279	28.335	39.104	4:19.147		
3	1:59.528	24.473	30.874	27.355	36.826	6:07.149	3	2:06.466	26.076	32.475	28.335	39.580	6:25.613		
4	1:59.989	24.818	30.718	27.139	37.314	8:07.138	4	2:07.525	25.627	32.670	28.592	40.636	8:33.138		
5	2:00.370	24.886	30.949	27.337	37.198	10:07.508	5	2:05.997	26.131	32.057	28.344	39.465	10:39.135		
6	2:00.631	25.174	31.071	27.279	37.107	12:08.139	6	2:06.630	26.230	32.308	28.560	39.532	12:45.765		
7	2:00.297	24.768	30.907	27.408	37.214	14:08.436	7	2:06.685	26.411	32.382	28.545	39.347	14:52.450		
8	1:59.828	25.033	30.759	27.244	36.792	16:08.264	8	2:06.856	26.399	32.286	28.774	39.397	16:59.306		
9	2:00.835	24.663	30.924	27.541	37.707	18:09.099	9	2:06.996	26.573	32.435	28.487	39.501	19:06.302		
10	1:59.774	24.521	30.591	27.264	37.398	20:08.873	10	2:07.243	26.574	32.599	28.623	39.447	21:13.545		
11	1:59.489	24.517	30.554	27.127	37.291	22:08.362	11	2:06.762	26.062	32.422	28.700	39.578	23:20.307		
11	GABRIEL PIO						FRA	17	ENZO DUPUIS						FRA
BRS- BRECHON RACING SCHOOL							BRS- BRECHON RACING SCHOOL								
BEON							BEON								
1	2:04.528	28.677	31.009	27.204	37.638	2:04.528	1	2:10.888	32.427	32.536	27.991	37.934	2:10.888		
2	1:59.931	25.006	30.754	26.956	37.215	4:04.459	2	2:02.638	25.103	31.491	27.965	38.079	4:13.526		
3	2:00.517	24.945	30.955	27.289	37.328	6:04.976	3	2:02.139	24.935	31.385	27.817	38.002	6:15.665		
4	2:00.589	25.197	30.853	27.763	36.776	8:05.565	4	2:02.545	25.330	31.295	27.707	38.213	8:18.210		
5	1:59.445	24.531	30.820	26.757	37.337	10:05.010	5	2:02.660	25.148	31.350	27.753	38.409	10:20.870		
6	1:59.763	24.814	30.720	26.894	37.335	12:04.773	6	2:03.301	25.502	31.672	27.965	38.162	12:24.171		
7	2:00.913	25.217	30.858	27.811	37.027	14:05.686	7	2:02.434	25.131	31.496	27.664	38.143	14:26.605		
8	2:00.776	25.133	30.832	27.372	37.439	16:06.462	8	2:02.555	25.351	31.343	27.639	38.222	16:29.160		
9	2:01.660	25.114	31.170	28.143	37.233	18:08.122	9	2:02.973	25.383	31.462	27.700	38.428	18:32.133		
10	1:59.312	24.474	30.743	27.083	37.012	20:07.434	10	2:02.556	25.366	31.357	27.694	38.139	20:34.689		
11	1:59.560	24.812	30.819	26.982	36.947	22:06.994	11	2:02.341	25.237	31.556	27.519	38.029	22:37.030		
12	LEWIS MULLEN						GBR	20	IKER RODRIGUEZ						ESP
BRITISH CARRERA TEAM							IGAXTEAM								
BEON							BEON								
1	2:08.474	31.095	31.415	27.878	38.086	2:08.474	1	2:08.109	31.712	31.402	27.580	37.415	2:08.109		
2	2:00.589	24.899	31.012	27.465	37.213	4:09.063	2	2:00.856	24.809	31.273	27.365	37.409	4:08.965		
3	2:01.295	25.019	30.986	27.929	37.361	6:10.358	3	2:00.363	24.668	30.961	27.357	37.377	6:09.328		
4	2:02.210	25.215	31.537	27.454	38.004	8:12.568	4	2:00.271	24.718	31.157	27.121	37.275	8:09.599		
5	2:03.444	25.464	31.510	28.001	38.469	10:16.012	5	1:59.952	24.868	30.735	27.112	37.237	10:09.551		
6	2:01.965	25.253	31.358	27.442	37.912	12:17.977	6	2:00.363	24.835	31.019	27.139	37.370	12:09.914		
7	2:01.979	25.055	31.246	27.478	38.200	14:19.956	7	2:00.095	24.984	30.721	27.052	37.338	14:10.009		
8	2:02.428	25.360	31.023	27.617	38.428	16:22.384	8	2:00.608	24.876	30.885	27.235	37.612	16:10.617		
9	2:01.779	24.985	31.230	27.470	38.094	18:24.163	9	1:59.552	24.766	30.697	27.017	37.072	18:10.169		
10	2:02.173	25.139	31.335	27.861	37.838	20:26.336	10	1:58.958	24.693	30.769	27.019	36.477	20:09.127		
11	2:02.353	25.312	31.238	27.653	38.150	22:28.689	11	1:59.260	24.722	30.672	27.003	36.863	22:08.387		
25	MANFREDI BALDUCCI						ITA	25	MANFREDI BALDUCCI						ITA
RC113 REPARTO CORSE							RC113 REPARTO CORSE								
BEON							BEON								
1	2:10.911	32.530	31.909	28.087	38.385	2:10.911	1	2:10.911	32.530	31.909	28.087	38.385	2:10.911		
2	2:02.851	25.306	31.308	28.076	38.161	4:13.762	2	2:02.851	25.306	31.308	28.076	38.161	4:13.762		



Moto4
ESBK ESTORIL
Carrera 1
Vuelta a vuelta

— Vuelta invalidada ■ Mejor Personal ■ Mejor de la sesión ■ Cruzando por el pit lane

Vlt.	Tiempo	Sector 1	Sector 2	Sector 3	Sector 4	T. Sesión	Vlt.	Tiempo	Sector 1	Sector 2	Sector 3	Sector 4	T. Sesión
3	2:02.106	24.993	31.161	27.927	38.025	6:15.868	4	2:02.632	25.528	31.306	27.732	38.066	8:18.331
4	2:02.353	25.014	31.179	27.724	38.436	8:18.221	5	2:02.556	24.892	31.392	27.463	38.809	10:20.887
5	2:02.900	25.896	31.202	27.753	38.049	10:21.121	6	2:03.273	25.739	31.405	27.677	38.452	12:24.160
6	2:03.359	25.130	31.827	28.168	38.234	12:24.480	7	2:02.728	25.447	31.344	27.845	38.092	14:26.888
7	2:03.195	25.376	31.497	27.838	38.484	14:27.675	8	2:02.286	24.959	31.379	27.515	38.433	16:29.174
8	2:02.061	25.119	31.337	27.470	38.135	16:29.736	9	2:03.152	25.587	31.261	27.808	38.496	18:32.326
9	2:02.841	25.225	31.344	27.823	38.449	18:32.577	10	2:02.362	25.033	31.422	27.476	38.431	20:34.688
10	2:02.144	25.254	31.156	27.722	38.012	20:34.721	11	2:02.319	25.732	31.046	27.257	38.284	22:37.007
11	2:02.748	25.425	31.383	27.712	38.228	22:37.469							

26 ALBERTO ENRIQUEZ ESP
CUNA DE CAMPEONES MIR RACING

1	2:04.743	29.856	31.054	27.036	36.797	2:04.743
2	1:59.909	24.451	31.098	27.400	36.960	4:04.652
3	2:00.451	24.885	30.892	27.488	37.186	6:05.103
4	2:00.527	24.678	31.173	27.423	37.253	8:05.630
5	1:59.783	24.871	30.764	27.078	37.070	10:05.413
6	1:59.693	24.872	30.843	27.207	36.771	12:05.106
7	2:00.322	24.710	31.024	27.248	37.340	14:05.428
8	2:01.106	25.028	31.213	27.532	37.333	16:06.534
9	2:00.144	24.794	31.276	27.302	36.772	18:06.678
10	2:00.123	25.340	30.864	27.111	36.808	20:06.801
11	1:59.728	24.861	31.089	26.978	36.800	22:06.529

27 MATEO MARULANDA COL
SUPERHUGO 44 TEAM

1	2:06.544	30.481	31.236	27.367	37.460	2:06.544
2	2:00.268	24.834	31.231	27.138	37.065	4:06.812
3	1:59.388	24.610	31.024	27.131	36.623	6:06.200
4	2:00.631	24.760	31.251	27.155	37.465	8:06.831
5	1:59.955	24.719	30.909	27.339	36.988	10:06.786
6	1:59.089	24.802	30.750	26.862	36.675	12:05.875
7	2:00.496	24.798	30.815	27.327	37.556	14:06.371
8	2:00.828	25.107	31.010	27.073	37.638	16:07.199
9	2:00.245	25.045	30.940	27.414	36.846	18:07.444
10	2:00.260	24.781	31.186	27.275	37.018	20:07.704
11	1:59.492	24.765	30.749	26.969	37.009	22:07.196

29 ADRIAN MOLINA ESP
GV STRATOS-GAS DONKEY

1	2:12.886	32.255	32.683	28.525	39.423	2:12.886
2	2:06.171	26.456	32.634	28.309	38.772	4:19.057
3	2:05.803	25.830	32.512	28.379	39.082	6:24.860
4	2:07.205	25.998	32.821	28.579	39.807	8:32.065
5	2:06.851	26.000	32.720	28.720	39.411	10:38.916
6	2:06.667	26.366	32.372	28.778	39.151	12:45.583
7	2:06.832	26.282	32.520	28.628	39.402	14:52.415
8	2:06.821	26.534	32.467	28.644	39.176	16:59.236
9	2:07.301	26.318	32.709	29.287	38.987	19:06.537
10	2:06.497	25.938	32.706	28.619	39.234	21:13.034
11	2:07.202	26.414	32.618	28.544	39.626	23:20.236

37 RICCARDO MICHIELIN ITA
AJEVO RACING TEAM BEON

1	2:10.569	32.145	32.056	28.233	38.135	2:10.569
2	2:02.624	24.922	31.744	27.743	38.215	4:13.193
3	2:02.506	25.171	31.442	27.516	38.377	6:15.699

38 TOMMASO PIERONI ITA
ALMA RACING TEAM BEON

1	2:10.393	31.975	31.973	28.149	38.296	2:10.393
2	2:03.192	25.362	31.651	27.789	38.390	4:13.585
3	2:02.415	25.344	31.389	27.809	37.873	6:16.000
4	2:02.685	25.472	31.416	27.676	38.121	8:18.685
5	2:05.327	26.277	31.921	28.201	38.928	10:24.012
6	2:02.568	25.146	31.503	27.448	38.471	12:26.580
7	2:03.140	25.817	31.510	27.486	38.327	14:29.720
8	2:02.848	25.654	31.408	27.456	38.330	16:32.568
9	2:03.555	25.719	31.501	27.413	38.922	18:36.123
10	2:03.312	25.633	31.607	27.485	38.587	20:39.435
11	2:04.033	25.714	31.585	27.468	39.266	22:43.468

48 ANDRES GARCIA ESP
IGAXTEAM BEON

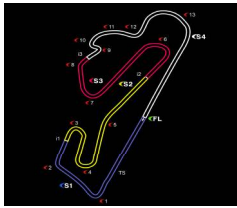
1	2:04.557	29.480	30.918	27.159	37.000	2:04.557
2	1:59.946	24.813	30.950	27.436	36.747	4:04.503
3	2:00.506	24.656	31.062	27.257	37.531	6:05.009
4	2:00.623	24.933	31.018	27.256	37.416	8:05.632
5	1:59.949	25.067	30.762	27.041	37.079	10:05.581
6	1:59.457	24.885	30.630	26.937	37.005	12:05.038
7	2:00.383	24.679	31.017	27.188	37.499	14:05.421
8	2:01.440	25.515	30.779	27.634	37.512	16:06.861
9	2:00.506	25.268	30.621	27.524	37.093	18:07.367
10	2:00.045	24.804	30.810	27.580	36.851	20:07.412
11	1:59.022	24.550	30.687	26.940	36.845	22:06.434

55 GONÇALO DE MELO POR
MIGUEL OLIVEIRA FAN CLUB BEON

1	2:13.019	33.041	32.289	28.548	39.141	2:13.019
2	2:04.621	26.092	32.084	28.050	38.395	4:17.640
3	2:03.507	25.491	32.035	27.744	38.237	6:21.147
4	2:03.309	25.322	32.004	27.827	38.156	8:24.456
5	2:03.275	25.363	31.886	27.825	38.201	10:27.731
6	2:03.011	25.271	31.747	27.714	38.279	12:30.742
7	2:02.942	25.431	31.692	27.636	38.183	14:33.684
8	2:03.359	25.463	31.857	27.775	38.264	16:37.043
9	2:03.598	25.715	31.865	27.870	38.148	18:40.641
10	2:03.018	25.479	31.741	27.689	38.109	20:43.659
11	2:03.468	25.444	31.996	27.771	38.257	22:47.127

57 MASON FOSTER GBR
BRP RACING BEON

1	2:04.607	29.648	30.795	27.240	36.924	2:04.607
2	1:59.805	24.439	31.064	27.350	36.952	4:04.412
3	2:00.609	24.852	30.936	27.478	37.343	6:05.021
4	2:00.668	25.349	30.640	27.458	37.221	8:05.689



Moto4
ESBK ESTORIL
Carrera 1
Vuelta a vuelta

— Vuelta invalidada ■ Mejor Personal ■ Mejor de la sesión ■ Cruzando por el pit lane

Vlt.	Tiempo	Sector 1	Sector 2	Sector 3	Sector 4	T. Sesión	Vlt.	Tiempo	Sector 1	Sector 2	Sector 3	Sector 4	T. Sesión
5	2:00.127	25.075	30.658	27.167	37.227	10:05.816	6	2:01.690	24.863	31.206	27.433	38.188	12:17.536
6	1:58.974	24.300	30.588	26.890	37.196	12:04.790	7	2:02.038	25.073	31.265	27.532	38.168	14:19.574
7	2:00.920	25.558	30.728	27.312	37.322	14:05.710	8	2:02.567	25.167	31.291	27.747	38.362	16:22.141
8	2:00.767	24.924	30.906	27.372	37.565	16:06.477	9	2:01.836	25.012	31.239	27.477	38.108	18:23.977
9	2:00.142	25.006	31.086	26.945	37.105	18:06.619	10	2:02.274	25.084	31.271	27.977	37.942	20:26.251
10	2:00.143	25.178	31.033	26.857	37.075	20:06.762	11	2:02.171	25.010	31.368	27.682	38.111	22:28.422
11	1:59.623	24.907	30.849	26.706	37.161	22:06.385							

62 **ETHAN G. SPARKS** GBR
BRITISH CARRERA TEAM BEON

1	2:06.472	31.154	31.051	27.119	37.148	2:06.472
2	1:59.686	24.785	30.957	27.110	36.834	4:06.158
3	1:59.525	24.604	30.697	27.167	37.057	6:05.683
4	2:00.590	24.860	30.609	27.801	37.320	8:06.273
5	1:59.979	24.896	30.651	27.313	37.119	10:06.252
6	1:59.137	24.621	30.486	27.158	36.872	12:05.389
7	2:00.020	24.818	30.726	27.278	37.198	14:05.409
8	2:01.172	25.114	31.110	27.155	37.793	16:06.581
9	2:00.383	25.180	30.955	27.427	36.821	18:06.964
10	2:00.128	24.772	31.239	27.190	36.927	20:07.092
11	1:59.693	24.796	30.825	27.081	36.991	22:06.785

64 **CARMELO BELLUZZO** ITA
ETG RACING BEON

1	2:07.418	30.883	31.352	27.676	37.507	2:07.418
2	1:59.995	24.612	31.076	27.087	37.220	4:07.413
3	1:59.747	24.534	31.009	27.086	37.118	6:07.160
4	2:00.830	24.916	31.015	27.162	37.737	8:07.990
5	2:00.020	24.539	30.848	27.145	37.488	10:08.010
6	1:59.941	24.572	30.930	27.069	37.370	12:07.951
7	2:00.225	24.747	31.007	27.108	37.363	14:08.176
8	1:59.633	24.977	30.890	26.900	36.866	16:07.809
9	2:00.926	24.649	31.042	27.511	37.724	18:08.735
10	2:00.175	24.692	30.657	27.297	37.529	20:08.910
11	2:00.157	24.853	31.219	26.728	37.357	22:09.067

74 **KENSEI MATSUDAIRA** USA
EVIKE.COM NOX#27 RACING TEAM BEON

1	2:04.551	28.731	31.016	27.453	37.351	2:04.551
2	2:00.259	25.089	30.767	27.543	36.860	4:04.810
3	2:00.359	24.840	30.925	27.623	36.971	6:05.169
4	2:00.567	25.138	30.731	27.832	36.866	8:05.736
5	2:00.441	25.228	30.735	27.021	37.457	10:06.177
6	1:58.967	24.382	30.631	26.943	37.011	12:05.144
7	2:00.509	24.785	31.016	27.345	37.363	14:05.653
8	2:01.155	25.415	30.677	27.499	37.564	16:06.808
9	2:00.175	24.901	30.948	27.338	36.988	18:06.983
10	2:00.139	25.052	30.924	27.306	36.857	20:07.122
11	1:59.862	24.934	31.006	26.819	37.103	22:06.984

77 **JOEL MORA** SPA
ILUSION RACING BEON

1	2:09.669	31.895	32.057	27.870	37.847	2:09.669
2	2:01.571	24.728	31.206	27.638	37.999	4:11.240
3	2:01.685	24.856	31.217	27.747	37.865	6:12.925
4	2:01.371	24.791	31.129	27.605	37.846	8:14.296
5	2:01.550	24.986	31.022	27.573	37.969	10:15.846

89 **ERIC RUZ** ESP
IGAXTEAM BEON

1	2:05.671	30.240	31.174	27.216	37.041	2:05.671
2	1:59.943	25.050	30.848	27.062	36.983	4:05.614
3	2:00.200	24.934	30.755	27.424	37.087	6:05.814
4	2:00.931	25.031	30.905	27.338	37.657	8:06.745
5	1:59.589	24.707	30.800	27.208	36.874	10:06.334
6	2:00.312	25.021	30.644	27.191	37.456	12:06.646
7	1:59.700	24.888	30.632	27.012	37.168	14:06.346
8	2:00.642	25.015	30.704	27.666	37.257	16:06.988
9	2:01.209	25.345	31.264	27.588	37.012	18:08.197
10	2:00.181	24.632	30.707	27.543	37.299	20:08.378
11	1:58.960	24.638	30.626	27.005	36.691	22:07.338

92 **DAVID GOMEZ** ESP
MRE TALENT BEON

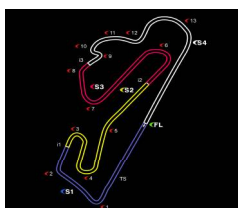
1	2:08.887	31.358	32.364	27.588	37.577	2:08.887
2	2:00.821	24.652	30.995	27.574	37.600	4:09.708
3	1:59.940	24.666	30.714	27.473	37.087	6:09.648
4	1:59.992	24.646	31.053	27.232	37.061	8:09.640
5	2:00.288	24.498	31.031	27.358	37.401	10:09.928
6	2:00.065	24.579	30.911	27.305	37.270	12:09.993
7	1:59.954	24.688	30.970	27.241	37.055	14:09.947
8	2:00.596	25.170	30.713	27.357	37.356	16:10.543
9	1:59.942	24.713	30.854	27.251	37.124	18:10.485
10	1:59.054	24.610	30.662	27.082	36.700	20:09.539
11	1:58.563	24.520	30.330	26.849	36.864	22:08.102

93 **BAUTISTA FARIAS** ARG
ETG RACING

1	2:05.962	30.338	31.222	27.267	37.135	2:05.962
2	1:59.773	24.618	31.055	27.176	36.924	4:05.735
3	1:59.791	24.585	30.908	27.144	37.154	6:05.526
4	2:01.655	25.272	30.960	27.499	37.924	8:07.181
5	1:59.593	24.672	30.724	27.405	36.792	10:06.774
6	1:59.803	24.681	31.023	27.001	37.098	12:06.577
7	1:59.825	24.573	30.584	27.336	37.332	14:06.402
8	2:00.471	24.984	30.614	27.490	37.383	16:06.873
9	2:00.860	24.772	31.193	27.752	37.143	18:07.733
10	2:00.538	24.585	31.050	27.335	37.568	20:08.271
11	1:58.757	24.306	30.681	27.097	36.673	22:07.028

94 **ENEKO OSORIO** ESP
FRANCO RACING VHC TEAM LIQUI CORSE FACTORY

1	2:07.674	31.449	31.143	27.449	37.633	2:07.674
2	2:00.270	24.924	30.988	27.169	37.189	4:07.944
3	1:59.526	24.652	30.413	27.526	36.935	6:07.470
4	2:00.405	24.406	30.482	27.607	37.910	8:07.875
5	2:00.005	24.565	30.581	27.360	37.499	10:07.880
6	2:00.026	24.636	30.828	27.112	37.450	12:07.906



Moto4

ESBK ESTORIL

Carrera 1

Vuelta a vuelta

— Vuelta invalidada ■ Mejor Personal ■ Mejor de la sesión B Cruzando por el pit lane

Vlt.	Tiempo	Sector 1	Sector 2	Sector 3	Sector 4	T. Sesión	Vlt.	Tiempo	Sector 1	Sector 2	Sector 3	Sector 4	T. Sesión
7	2:00.713	24.752	31.009	27.808	37.144	14:08.619							
8	1:59.616	24.700	30.685	27.179	37.052	16:08.235							
9	2:00.683	24.594	30.735	27.590	37.764	18:08.918							
10	1:59.753	24.302	30.419	27.587	37.445	20:08.671							
11	1:59.676	24.506	30.502	27.202	37.466	22:08.347							

96 ALEX DEBON

ESP
CUNA CAMPEONES

1	2:12.949	32.466	32.715	28.420	39.348	2:12.949
2	2:06.213	26.309	32.250	28.412	39.242	4:19.162
3	2:06.007	25.969	32.411	28.438	39.189	6:25.169
4	2:06.766	25.872	32.770	28.551	39.573	8:31.935
5	2:07.021	26.270	32.517	28.708	39.526	10:38.956
6	2:06.675	26.155	32.480	28.580	39.460	12:45.631
7	2:06.887	26.421	32.474	28.811	39.181	14:52.518
8	2:06.761	26.222	32.409	28.669	39.461	16:59.279
9	2:07.003	26.456	32.730	28.629	39.188	19:06.282
10	2:07.292	26.326	32.649	28.787	39.530	21:13.574
11	2:06.764	26.167	32.510	28.651	39.436	23:20.338

98 EDGAR SILVEN

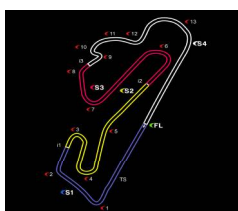
ESP
ETG RACING BEON

1	2:08.223	31.596	31.506	27.429	37.692	2:08.223
2	2:00.795	24.668	31.190	27.580	37.357	4:09.018
3	2:01.268	24.815	31.189	27.657	37.607	6:10.286
4	2:00.530	24.762	31.253	27.083	37.432	8:10.816
5	2:00.990	24.891	31.079	27.419	37.601	10:11.806
6	2:00.938	24.895	30.973	27.229	37.841	12:12.744
7	2:02.082	25.174	31.365	27.379	38.164	14:14.826
8	2:01.688	25.232	31.126	27.428	37.902	16:16.514
9	2:02.255	25.175	31.526	27.470	38.084	18:18.769
10	2:02.213	25.309	31.212	27.524	38.168	20:20.982
11	2:01.979	25.136	31.361	27.410	38.072	22:22.961

99 DAVID SANCHEZ

ESP
VRC TEAM CORSE FACTORY

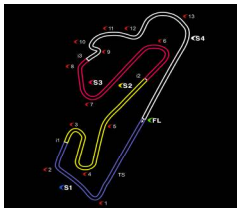
1	2:08.965	31.698	31.521	27.839	37.907	2:08.965
2	2:02.319	24.997	31.265	27.814	38.243	4:11.284
3	2:03.090	25.181	31.350	28.087	38.472	6:14.374
4	2:03.777	25.615	31.755	27.925	38.482	8:18.151
5	2:05.657	26.702	31.603	28.501	38.851	10:23.808
6	2:14.624 B	27.318	31.971	28.107	47.228	12:38.432
7	3:48.943	2:08.904	32.181	28.716	39.142	16:27.375
8	2:17.542	38.205	31.925	28.459	38.953	18:44.917
9	2:05.901	26.017	32.130	28.575	39.179	20:50.818
10	2:05.976	26.213	32.183	28.364	39.216	22:56.794



Moto4 ESBK ESTORIL Carrera 1

Mejores tiempos de sector

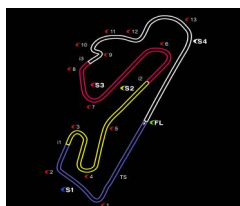
Sector 1			Sector 2		Sector 3		Sector 4		Vuelta Ideal		Mejor Vuelta					
Pos	Nº	Piloto	Tiempo	Nº	Piloto	Tiempo	Nº	Piloto	Tiempo	Pos	Nº					
1	57	M.FOSTER	24.300	92	D.GOMEZ	30.330	57	M.FOSTER	26.706	20	I.RODRIGUEZ	36.477	1	92	1:58.377	1:58.563 (1)
2	94	E.OSORIO	24.302	94	E.OSORIO	30.413	64	C.BELLUZZO	26.728	27	M.MARULANDA	36.623	2	57	1:58.518	1:58.974 (6)
3	93	B.FARIAS	24.306	62	E.SPARKS	30.486	11	G.PIO	26.757	93	B.FARIAS	36.673	3	93	1:58.564	1:58.757 (2)
4	74	K.MATSUDAIRA	24.382	6	X.MENDEZ	30.554	74	K.MATSUDAIRA	26.819	89	E.RUZ	36.691	4	74	1:58.689	1:58.967 (5)
5	26	A.ENRIQUEZ	24.451	93	B.FARIAS	30.584	92	D.GOMEZ	26.849	92	D.GOMEZ	36.700	5	11	1:58.727	1:59.312 (11)
6	6	X.MENDEZ	24.473	57	M.FOSTER	30.588	27	M.MARULANDA	26.862	48	A.GARCIA	36.747	6	94	1:58.762	1:59.526 (14)
7	11	G.PIO	24.474	48	A.GARCIA	30.621	13	P.VARELA	26.865	26	A.ENRIQUEZ	36.771	7	64	1:58.785	1:59.633 (15)
8	92	D.GOMEZ	24.498	89	E.RUZ	30.626	48	A.GARCIA	26.937	11	G.PIO	36.776	8	20	1:58.820	1:58.958 (3)
9	64	C.BELLUZZO	24.534	74	K.MATSUDAIRA	30.631	26	A.ENRIQUEZ	26.978	6	X.MENDEZ	36.792	9	27	1:58.844	1:59.089 (8)
10	48	A.GARCIA	24.550	3	A.GIBBS	30.653	93	B.FARIAS	27.001	62	E.SPARKS	36.821	10	48	1:58.855	1:59.022 (7)
11	3	A.GIBBS	24.574	64	C.BELLUZZO	30.657	20	I.RODRIGUEZ	27.003	74	K.MATSUDAIRA	36.857	11	6	1:58.946	1:59.489 (13)
12	62	E.SPARKS	24.604	20	I.RODRIGUEZ	30.672	89	E.RUZ	27.005	64	C.BELLUZZO	36.866	12	89	1:58.954	1:58.960 (4)
13	27	M.MARULANDA	24.610	11	G.PIO	30.720	3	A.GIBBS	27.028	3	A.GIBBS	36.875	13	26	1:58.964	1:59.693 (16)
14	13	P.VARELA	24.621	27	M.MARULANDA	30.749	62	E.SPARKS	27.081	57	M.FOSTER	36.924	14	62	1:58.992	1:59.137 (9)
15	89	E.RUZ	24.632	13	P.VARELA	30.750	98	E.SILVEN	27.083	94	E.OSORIO	36.935	15	3	1:59.130	1:59.234 (10)
16	20	I.RODRIGUEZ	24.668	26	A.ENRIQUEZ	30.764	94	E.OSORIO	27.112	13	P.VARELA	36.963	16	13	1:59.199	1:59.463 (12)
17	98	E.SILVEN	24.668	98	E.SILVEN	30.973	6	X.MENDEZ	27.127	12	L.MULLEN	37.213	17	98	2:00.081	2:00.530 (17)
18	77	J.MORA	24.728	12	L.MULLEN	30.986	37	R.MICHIELIN	27.257	98	E.SILVEN	37.357	18	12	2:00.540	2:00.589 (18)
19	37	R.MICHIELIN	24.892	77	J.MORA	31.022	38	T.PIERONI	27.413	77	J.MORA	37.846	19	77	2:01.029	2:01.371 (19)
20	12	L.MULLEN	24.899	37	R.MICHIELIN	31.046	77	J.MORA	27.433	38	T.PIERONI	37.873	20	37	2:01.261	2:02.286 (22)
21	17	E.DUPOIS	24.935	25	M.BALDUCCI	31.156	12	L.MULLEN	27.442	99	D.SANCHEZ	37.907	21	25	2:01.631	2:02.061 (20)
22	25	M.BALDUCCI	24.993	99	D.SANCHEZ	31.265	25	M.BALDUCCI	27.470	17	E.DUPOIS	37.934	22	17	2:01.683	2:02.139 (21)
23	99	D.SANCHEZ	24.997	17	E.DUPOIS	31.295	17	E.DUPOIS	27.519	25	M.BALDUCCI	38.012	23	38	2:01.821	2:02.415 (24)
24	38	T.PIERONI	25.146	38	T.PIERONI	31.389	55	G.DE MELO	27.636	37	R.MICHIELIN	38.066	24	99	2:01.983	2:02.319 (23)
25	55	G.DE MELO	25.271	55	G.DE MELO	31.692	99	D.SANCHEZ	27.814	55	G.DE MELO	38.109	25	55	2:02.708	2:02.942 (25)
26	14	G.DI NAPOLI	25.627	14	G.DI NAPOLI	32.057	29	A.MOLINA	28.309	29	A.MOLINA	38.772	26	14	2:05.123	2:05.616 (26)
27	29	A.MOLINA	25.830	96	A.DEBON	32.250	14	G.DI NAPOLI	28.335	14	G.DI NAPOLI	39.104	27	29	2:05.283	2:05.803 (27)
28	96	A.DEBON	25.872	29	A.MOLINA	32.372	96	A.DEBON	28.412	96	A.DEBON	39.181	28	96	2:05.715	2:06.007 (28)



Moto4
ESBK ESTORIL
Carrera 1

Planing

Nº	Pos	Parrilla	Vit.										
			1	2	3	4	5	6	7	8	9	10	11
57	1	57	11	57	11	11	11	11	62	11	57	57	57
74	2	74	74	11	48	26	26	57	48	57	26	26	48
11	3	11	48	48	57	48	48	48	26	26	62	62	26
26	4	26	57	26	26	57	57	26	74	62	74	74	62
93	5	93	26	74	74	74	74	74	11	74	48	48	74
13	6	13	13	13	13	13	62	62	57	48	27	11	11
64	7	64	89	89	93	62	89	3	89	93	3	27	93
27	8	27	93	93	62	89	13	13	27	89	93	93	27
48	9	48	62	62	89	27	3	27	3	27	11	3	89
3	10	3	27	27	27	3	93	93	93	3	89	89	92
89	11	89	3	3	3	6	27	89	64	64	64	94	94
6	12	6	6	64	6	93	6	94	6	94	94	6	6
92	13	92	64	6	64	94	94	64	94	6	6	64	20
12	14	12	94	94	94	64	64	6	92	92	20	20	3
77	15	77	20	20	20	20	20	20	20	20	92	92	64
94	16	94	98	98	92	92	92	92	98	98	98	98	98
98	17	98	12	12	98	98	98	98	77	77	77	77	77
62	18	62	92	92	12	12	77	77	12	12	12	12	12
99	19	99	99	77	77	77	12	12	17	17	17	37	37
20	20	20	77	99	99	99	17	37	37	37	37	17	17
17	21	17	38	37	17	17	37	17	25	25	25	25	25
38	22	38	37	17	37	25	25	25	38	38	38	38	38
25	23	25	17	38	25	37	99	38	55	55	55	55	55
37	24	37	25	25	38	38	38	55	29	29	96	29	29
55	25	55	29	55	55	55	55	99	14	96	14	14	14
96	26	96	96	29	29	96	29	29	96	14	29	96	96
14	27	14	55	14	96	29	96	96	99	99	99	99	99
29	28	29	14	96	14	14	14	14	13				



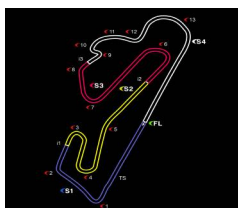
Moto4

ESBK ESTORIL

Después de Carrera 1

Velocidad máxima del evento

Nº Piloto	Equipo	Moto	Clase	V.Max	Vlt.	Sesión
94 ENEKO OSORIO	FRANDO RACING VHC TEAM LIQUI MOLY	CORSE FACTORY		186.7	11	Carrera 1
3 ARCHIE GIBBS	FRANDO RACING VHC TEAM LIQUI MOLY	CORSE		185.8	5	Carrera 1
77 JOEL MORA	ILUSION RACING	BEON		185.5	2	Carrera 1
99 DAVID SANCHEZ	VRC TEAM	CORSE FACTORY		183.0	2	Carrera 1
13 PEDRO VARELA	CUNA DE CAMPEONES	MIR RACING		182.4	6	Carrera 1
89 ERIC RUZ	IGAXTEAM	BEON		182.4	10	Carrera 1
6 XARLY MENDEZ	MRE TALENT	BEON		182.1	5	Carrera 1
92 DAVID GOMEZ	MRE TALENT	BEON		182.1	4	Carrera 1
93 BAUTISTA FARIAS	ETG RACING			182.1	2	Carrera 1
25 MANFREDI BALDUCCI	RC113 REPARTO CORSE			181.8	4	Carrera 1
37 RICCARDO MICHIELIN	AJEVO RACING TEAM	BEON		181.8	4	Entrenamiento Cronome
62 ETHAN G. SPARKS	BRITISH CARRERA TEAM	BEON		181.8	7	Carrera 1
64 CARMELO BELLUZZO	ETG RACING	BEON		181.8	4	Entrenamiento Cronome
98 EDGAR SILVEN	ETG RACING	BEON		181.8	2	Entrenamiento Cronome
17 ENZO DUPUIS	BRS- BRECHON RACING SCHOOL	BEON		181.5	2	Carrera 1
27 MATEO MARULANDA	SUPERHUGO 44 TEAM			181.5	4	Carrera 1
38 TOMMASO PIERONI	ALMA RACING TEAM	BEON		181.5	4	Carrera 1
11 GABRIEL PIO	BRS- BRECHON RACING SCHOOL	BEON		181.2	10	Carrera 1
48 ANDRES GARCIA	IGAXTEAM	BEON		181.2	10	Carrera 1
20 IKER RODRIGUEZ	IGAXTEAM	BEON		180.9	9	Carrera 1
57 MASON FOSTER	BRP RACING	BEON		180.6	6	Carrera 1
26 ALBERTO ENRIQUEZ	CUNA DE CAMPEONES	MIR RACING		180.0	2	Carrera 1
74 KENSEI MATSUDAIRA	EVIKE.COM NOX#27 RACING TEAM	BEON		180.0	10	Carrera 1
55 GONÇALO DE MELO	MIGUEL OLIVEIRA FAN CLUB	BEON		177.4	6	Entrenamiento Cronome
12 LEWIS MULLEN	BRITISH CARRERA TEAM	BEON		176.8	3	Carrera 1
96 ALEX DEBON	CUNA CAMPEONES			176.5	5	Entrenamiento Cronome
14 GIULIO DI NAPOLI	RC113 REPARTO CORSE	BEON		175.4	2	Entrenamiento Cronome
29 ADRIAN MOLINA	GV STRATOS-GAS DONKEY			172.1	4	Entrenamiento Cronome




Moto4

ESBK ESTORIL

Carrera 1

Secuencia de líderes por Clase

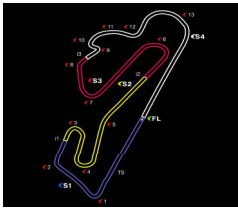
Nº	Piloto	Equipo	Moto	Vuelta a	Vuelta Final	Vlts.	Total Vlts.
11	GABRIEL PIO	BRS- BRECHON RACING SCHOOL	BEON	1	1	1	1
57	MASON FOSTER	BRP RACING	BEON	2	2	1	1
11	GABRIEL PIO	BRS- BRECHON RACING SCHOOL	BEON	3	6	4	5
62	ETHAN G. SPARKS	BRITISH CARRERA TEAM	BEON	7	7	1	1
11	GABRIEL PIO	BRS- BRECHON RACING SCHOOL	BEON	8	8	1	6
57	MASON FOSTER	BRP RACING	BEON	9	11	3	4



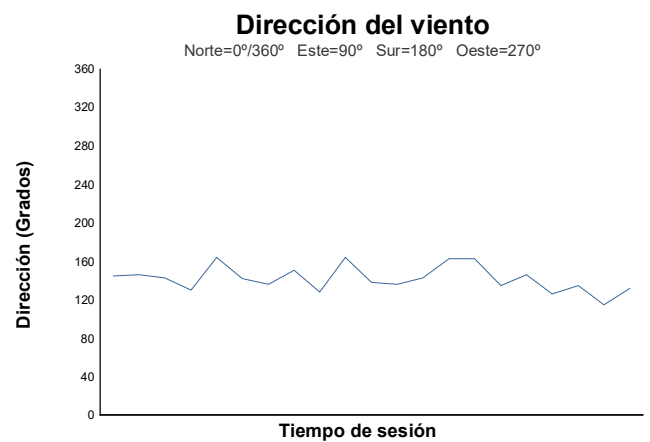
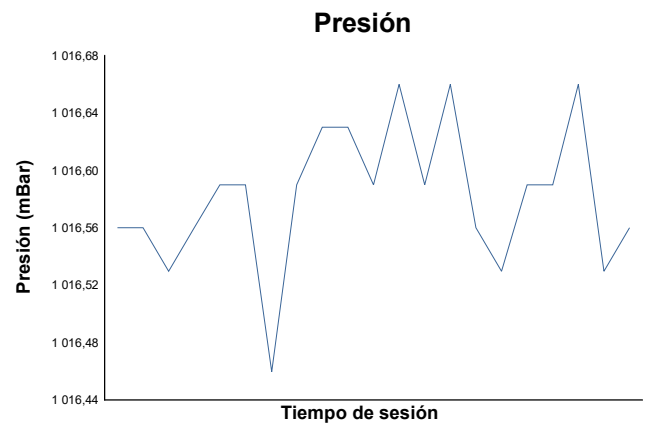
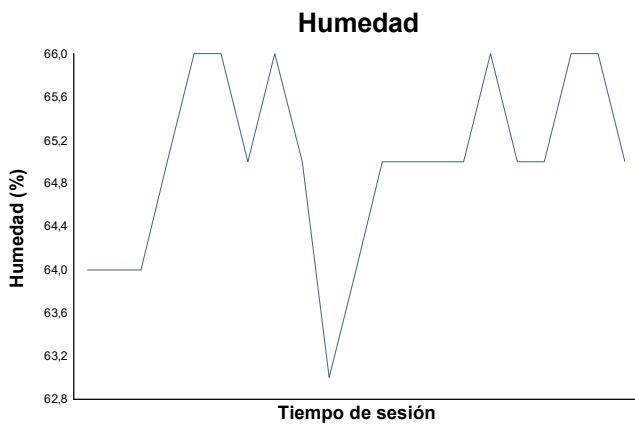
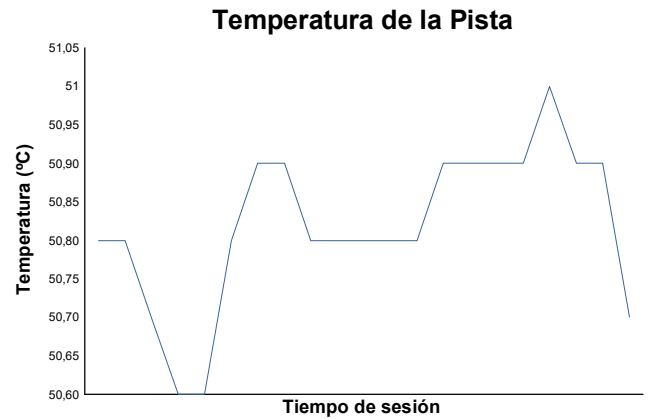
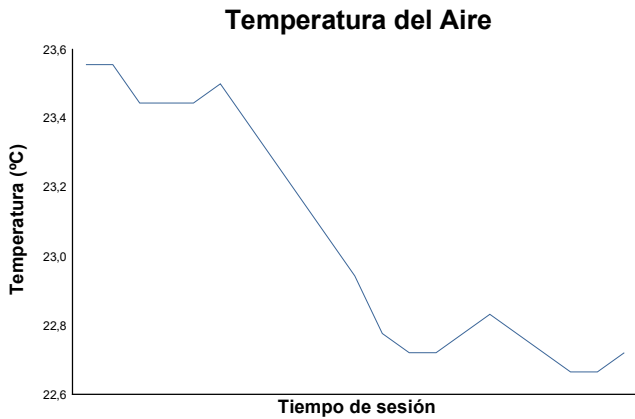
Moto4
ESBK ESTORIL
Carrera 1

Secuencia de vueltas rápidas

T. Sesión	Nº Piloto	Equipo	Moto	Clase	Tiempo	Km/h	Vlt.
4:04.412	57 MASON FOSTER	BRP RACING	BEON		1:59.805	125.7	2
4:05.735	93 BAUTISTA FARIAS	ETG RACING			1:59.773	125.7	2
4:06.158	62 ETHAN G. SPARKS	BRITISH CARRERA TEAM	BEON		1:59.686	125.8	2
6:05.683	62 ETHAN G. SPARKS	BRITISH CARRERA TEAM	BEON		1:59.525	126.0	3
6:06.200	27 MATEO MARULANDA	SUPERHUGO 44 TEAM			1:59.388	126.1	3
12:04.790	57 MASON FOSTER	BRP RACING	BEON		1:58.974	126.5	6
12:05.144	74 KENSEI MATSUDAIRA	EVIKE.COM NOX#27 RACING TEAM	BEON		1:58.967	126.5	6
20:09.127	20 IKER RODRIGUEZ	IGAXTEAM	BEON		1:58.958	126.6	10
22:07.028	93 BAUTISTA FARIAS	ETG RACING			1:58.757	126.8	11
22:08.102	92 DAVID GOMEZ	MRE TALENT	BEON		1:58.563	127.0	11



ESBK ESTORIL
Moto4
Carrera 1
Informe meteorológico



Estado de pista: **SECO**