

13 Y 14 DE MAYO
CIRCUIT RICARDO TORMO

CTO. ESBK 2023

MAY 13th 14th

Circuit Ricardo Tormo

Length: 4005 metros

Results

Ent.Cronometrado Moto4 REVISADA

Pos.	N.	Rider	Team	Motorcycle	Nat.	Best Lap	iL	Laps	Gap	Interval	Speed	Tyr.	Cat.
1	92	GOMEZ, David	MRE TALENT	BEON	ESP	01:53,357	13	15			127,19	Dunlop	M4
2	57	FOSTER, Mason	ETG RACING	BEON	GBR	01:53,693	13	13	00:00,336	00:00,336	126,82	Dunlop	M4
3	11	PIO, Gabriel	BRS- BRECHON R.S.	BEON	FRA	01:53,850	12	12	00:00,493	00:00,157	126,64	Dunlop	M4
4	27	MARULANDA, Mateo	BRITISH CARRERA TEAM	MIR RACING	ESP	01:54,004	10	13	00:00,647	00:00,154	126,47	Dunlop	M4
5	48	GARCIA, Andres	IGAXTEAM	BEON	ESP	01:54,010	12	12	00:00,653	00:00,006	126,46	Dunlop	M4
6	13	VARELA, Pedro	CUNA DE CAMPEONES	MIR RACING	POR	01:54,122	9	12	00:00,765	00:00,112	126,34	Dunlop	M4
7	38	PIERONI, Tommaso	ALMA RACING TEAM	BEON	ITA	01:54,174	13	13	00:00,817	00:00,052	126,28	Dunlop	M4
8	93	FARIAS, Bautista			ARG	01:54,202	8	13	00:00,845	00:00,028	126,25	Dunlop	M4
9	37	MICHIELIN, Riccardo	EVIKE.COM NOX#27 RAC	BEON	ITA	01:54,318	12	12	00:00,961	00:00,116	126,12	Dunlop	M4
10	74	MATSUDAIRA, Kensei	ETG RACING	BEON	USA	01:54,331	13	13	00:00,974	00:00,013	126,11	Dunlop	M4
11	20	RODRIGUEZ, Iker	IGAXTEAM	BEON	ESP	01:54,382	10	13	00:01,025	00:00,051	126,05	Dunlop	M4
12	6	MENDEZ, Xarly	MRE TALENT	BEON	DOM	01:54,419	12	12	00:01,062	00:00,037	126,01	Dunlop	M4
13	64	BELLUZZO, Carmelo	CUNA DE CAMPEONES	BEON	ITA	01:54,525	8	12	00:01,168	00:00,106	125,89	Dunlop	M4
14	89	RUZ, Eric	IGAXTEAM	BEON	ESP	01:54,734	7	11	00:01,377	00:00,209	125,66	Dunlop	M4
15	98	SILVEN, Edgar		BEON	ESP	01:54,979	10	12	00:01,622	00:00,245	125,4	Dunlop	M4
16	5	PRIMAUT, Jimmy	BRS- BRECHON RACING	MIR RACING	FRA	01:54,994	13	13	00:01,637	00:00,015	125,38	Dunlop	M4
17	99	SANCHEZ, David		CORSE FACTORYSP		01:55,170	3	13	00:01,813	00:00,176	125,19	Dunlop	M4
18	3	GIBBS, Archie	FRANDO R. VHC TEAM L	CORSE	GBR	01:55,474	4	12	00:02,117	00:00,304	124,86	Dunlop	M4
19	17	DUPUIS, Enzo	BRS- BRECHON R.S.	BEON	FRA	01:55,544	13	13	00:02,187	00:00,070	124,78	Dunlop	M4
20	77	MORA, Joel	VRC TEAM	BEON	ESP	01:55,589	7	13	00:02,232	00:00,045	124,74	Dunlop	M4
21	62	SPARKS, Ethan G.	BRITISH CARRERA TEAM	BEON	GBR	01:55,668	4	5	00:02,311	00:00,079	124,65	Dunlop	M4
22	55	DE MELO, Gonçalo		BEON	POR	01:55,842	12	13	00:02,485	00:00,174	124,46	Dunlop	M4
23	12	MULLEN, Lewis	BRITISH CARRERA TEAM	BEON	GBR	01:55,997	12	12	00:02,640	00:00,155	124,3	Dunlop	M4
24	25	BALDUCCI, Manfredi	MIGUEL OLIVEIRA FAN		ITA	01:56,554	8	12	00:03,197	00:00,557	123,7	Dunlop	M4
25	10	LLINARES, Alex	MIR RACING	MIR RACING	ESP	01:57,034	13	13	00:03,677	00:00,480	123,19	Dunlop	M4
26	29	MOLINA, Adrian	TEAM GV STRATOS		ESP	01:58,625	8	13	00:05,268	00:01,591	121,54	Dunlop	M4
27	14	DI NAPOLI, Giulio	AJEVO RACING TEAM	BEON	ITA	01:59,525	4	12	00:06,168	00:00,900	120,63	Dunlop	M4
.	96	DEBON, Alex		MIR RACING	ESP	01:59,316	11	11	00:05,959		120,84	Dunlop	M4
.	94	OSORIO, Eneko		CORSE FACTORYSP					1.03:44:46,61.03:44:40,6830,14			Dunlop	M4

Desclasificado por incumplimiento de las reglas técnicas:

Not Classified Qualifying Lap Time 112% : 02:06,959

Circuit Ricardo Tormo

Final Official

Provisional Official

Length: 4005 m. Hour: 12:04

JURY:

C.of the Course:

C.Timekeeper:

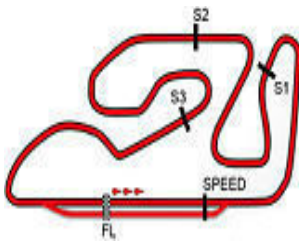
Hour:

Hour:

13/05/2023

Hour:





Circuit Ricardo Tormo

CTO. ESBK 2023

ANALYSIS / SECTORS Ent.Cronometrado Moto4

3		GIBBS, Archie		FRANDO R. VHC TEAM L			
Lap Time		Sector 1	Sector 2	Sector 3	Sector 4	V.Max	Hour
1 START		01:05,082	00:32,979	00:33,102	00:39,410		12:07:48
2 01:57,370		00:28,021	00:30,474	00:26,376	00:32,499	152,83	12:09:46
3 NULL		00:28,034	00:30,453	00:26,543	00:32,249	156,90	12:11:43
4 01:55,474		00:27,340	00:29,713	00:26,173	00:32,248	156,90	12:13:39
5 01:55,765		00:27,280	00:29,805	00:26,295	00:32,385	157,28	12:15:34
6 01:56,659		00:28,046	00:29,711	00:26,266	00:32,636	151,40	12:17:31
7 NULL		00:27,937	00:30,064	00:26,382	00:32,704	150,70	12:19:28
8 PIT		00:27,584	00:30,133	00:26,308	00:41,808	153,19	12:21:34
9 NULL		02:39,497	00:30,038	00:26,425	00:33,196		12:25:43
10 01:56,750		00:27,814	00:29,940	00:26,334	00:32,662	150,70	12:27:40
11 01:56,677		00:27,754	00:29,962	00:26,236	00:32,725	151,05	12:29:36
12 NULL		00:27,540	00:29,898	00:26,359	00:32,686	152,83	12:31:33

5		PRIMAUT, Jimmy		BRS- BRECHON RACING			
Lap Time		Sector 1	Sector 2	Sector 3	Sector 4	V.Max	Hour
1 START		01:05,151	00:32,610	00:29,963	00:40,590		12:07:46
2 01:58,432		00:28,081	00:30,562	00:26,806	00:32,983	153,19	12:09:45
3 01:57,081		00:28,148	00:30,202	00:26,235	00:32,496	150,00	12:11:42
4 01:56,536		00:27,533	00:30,259	00:26,146	00:32,598	156,52	12:13:38
5 01:56,272		00:27,756	00:29,923	00:26,202	00:32,391	155,02	12:15:34
6 01:56,595		00:28,068	00:30,161	00:26,307	00:32,059	156,90	12:17:31
7 NULL		00:27,716	00:30,557	00:26,427	00:32,566	153,92	12:19:28
8 01:57,703		00:27,552	00:30,059	00:26,818	00:33,274	157,66	12:21:26
9 01:56,892		00:28,404	00:30,035	00:26,047	00:32,406	153,19	12:23:23
10 02:00,396		00:27,453	00:30,038	00:29,776	00:33,129	154,65	12:25:23
11 01:56,185		00:27,733	00:29,840	00:26,125	00:32,487	152,83	12:27:20
12 01:56,238		00:28,178	00:29,922	00:25,855	00:32,283	159,61	12:29:16
13 01:54,994		00:27,125	00:29,686	00:26,084	00:32,099	162,41	12:31:11

6		MENDEZ, Xarly		MRE TALENT			
Lap Time		Sector 1	Sector 2	Sector 3	Sector 4	V.Max	Hour
1 START		00:39,349	00:31,507	00:26,441	00:32,124		12:07:07
2 01:55,396		00:27,354	00:29,891	00:26,099	00:32,052	156,52	12:09:03
3 01:55,445		00:27,473	00:29,814	00:25,865	00:32,293	153,19	12:10:58
4 NULL		00:31,510	00:30,875	00:32,806	00:32,798	151,05	12:13:06
5 PIT		00:26,963	00:29,503	00:26,542	00:39,609	155,77	12:15:09
6 PIT		00:58,059	00:29,861	00:30,786	00:38,549		12:17:46
7 03:57,353		02:23,153	00:35,521	00:26,492	00:32,187		12:21:43
8 NULL		00:27,202	00:29,770	00:26,075	00:32,263	155,02	12:23:39
9 NULL		00:27,360	00:29,761	00:25,958	00:32,088	153,19	12:25:34
10 01:55,686		00:27,340	00:29,676	00:26,184	00:32,486	152,83	12:27:29
11 01:59,476		00:27,422	00:33,515	00:26,569	00:31,970	151,76	12:29:29
12 01:54,419		00:27,016	00:29,301	00:25,835	00:32,267	156,52	12:31:23

10		LLINARES, Alex		MIR RACING			
Lap Time		Sector 1	Sector 2	Sector 3	Sector 4	V.Max	Hour
1 START		00:40,152	00:31,569	00:27,843	00:32,904		12:07:10
2 01:57,622		00:27,916	00:30,436	00:26,417	00:32,853	148,62	12:09:08
3 01:57,719		00:27,906	00:30,513	00:26,317	00:32,983	147,61	12:11:06
4 01:57,562		00:27,827	00:30,370	00:26,323	00:33,042	148,62	12:13:03
5 01:58,073		00:28,366	00:30,592	00:26,695	00:32,420	148,62	12:15:01
6 01:57,723		00:28,077	00:30,432	00:26,235	00:32,979	152,47	12:16:59
7 01:57,442		00:27,908	00:30,389	00:26,382	00:32,763	147,27	12:18:56

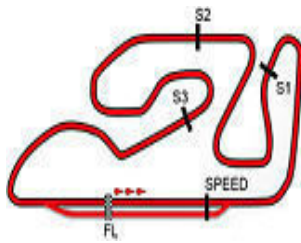
8	01:57,222	00:27,804	00:30,622	00:26,131	00:32,665	147,61	12:20:54
9	01:57,484	00:27,789	00:30,385	00:26,373	00:32,937	147,95	12:22:51
10	01:57,457	00:27,813	00:30,348	00:26,306	00:32,990	147,27	12:24:49
11	01:57,487	00:27,888	00:30,348	00:26,315	00:32,936	146,94	12:26:46
12	01:57,632	00:27,800	00:30,504	00:26,425	00:32,903	148,28	12:28:44
13	01:57,034	00:27,633	00:30,171	00:26,509	00:32,721	149,31	12:30:41

11		PIO, Gabriel		BRS- BRECHON R.S.			
Lap Time		Sector 1	Sector 2	Sector 3	Sector 4	V.Max	Hour
1 PIT		01:04,627	00:32,269	00:34,040	00:44,880		12:07:54
2 02:14,395		00:45,393	00:30,195	00:26,473	00:32,334		12:10:08
3 01:55,674		00:27,497	00:29,816	00:26,228	00:32,133	155,77	12:12:04
4 01:54,791		00:27,114	00:29,638	00:26,136	00:31,903	158,05	12:13:59
5 01:54,733		00:27,005	00:29,415	00:26,163	00:32,150	156,14	12:15:53
6 PIT		00:30,962	00:34,009	00:25,991	00:42,385	153,92	12:18:07
7 03:33,523		01:57,076	00:30,202	00:33,411	00:32,834		12:21:40
8 02:17,155		00:27,255	00:29,783	00:47,826	00:32,291	157,66	12:23:57
9 NULL		00:27,270	00:29,493	00:26,362	00:31,972	157,28	12:25:52
10 01:53,873		00:26,809	00:29,335	00:25,862	00:31,867	157,28	12:27:46
11 01:57,568		00:26,883	00:29,480	00:26,058	00:35,147	157,66	12:29:44
12 01:53,850		00:26,714	00:29,201	00:25,954	00:31,981	162,41	12:31:38

12		MULLEN, Lewis		BRITISH CARRERA TEAM			
Lap Time		Sector 1	Sector 2	Sector 3	Sector 4	V.Max	Hour
1 START		00:41,056	00:33,088	00:27,627	00:32,815		12:07:12
2 01:57,355		00:27,877	00:30,389	00:26,335	00:32,754	155,02	12:09:10
3 01:57,212		00:27,727	00:30,145	00:26,443	00:32,897	152,83	12:11:07
4 01:56,638		00:28,039	00:29,887	00:26,220	00:32,492	153,55	12:13:04
5 01:56,830		00:27,714	00:30,336	00:26,288	00:32,492	158,82	12:15:00
6 01:57,028		00:27,813	00:30,157	00:26,290	00:32,768	153,55	12:16:57
7 01:56,535		00:27,947	00:29,848	00:26,228	00:32,512	150,70	12:18:54
8 PIT		00:27,955	00:31,029	00:26,560	00:43,457	150,35	12:21:03
9 03:31,938		02:01,839	00:30,547	00:26,552	00:33,000		12:24:35
10 01:56,699		00:27,885	00:30,082	00:26,109	00:32,623	150,70	12:26:32
11 01:56,984		00:27,704	00:30,067	00:26,411	00:32,802	151,05	12:28:29
12 01:55,997		00:27,634	00:29,961	00:25,963	00:32,439	153,19	12:30:25

13		VARELA, Pedro		CUNA DE CAMPEONES			
Lap Time		Sector 1	Sector 2	Sector 3	Sector 4	V.Max	Hour
1 START		00:36,340	00:30,578	00:26,800	00:32,491		12:07:04
2 01:56,307		00:27,736	00:29,715	00:26,256	00:32,600	151,76	12:09:00
3 PIT		00:27,765	00:30,317	00:26,507	00:40,005	151,40	12:11:05
4 NULL		03:43,755	00:30,068	00:26,415	00:32,660		12:16:18
5 NULL		00:27,942	00:29,819	00:26,073	00:32,626	148,97	12:18:14
6 01:55,502		00:27,498	00:29,487	00:26,205	00:32,312	149,31	12:20:10
7 01:55,204		00:27,478	00:29,474	00:25,870	00:32,382	151,05	12:22:05
8 NULL		00:27,165	00:29,310	00:25,988	00:32,179	152,47	12:24:00
9 01:54,122		00:26,905	00:29,304	00:25,753	00:32,160	153,92	12:25:54
10 NULL		00:26,890	00:29,324	00:25,869	00:32,296	153,92	12:27:48
11 01:54,875		00:26,967	00:29,530	00:25,809	00:32,569	154,29	12:29:43
12 PIT		00:27,061	00:29,521	00:26,281	00:39,977	155,40	12:31:46

14		DI NAPOLI, Giulio		AJEVO RACING TEAM			
Lap Time		Sector 1	Sector 2	Sector 3	Sector 4	V.Max	Hour
1 START		01:24,959	00:33,421	00:27,488	00:34,222		12:07:58
2 02:00,641		00:28,823	00:31,202	00:26,848	00:33,768	147,95	12:09:59



Circuit Ricardo Tormo

CTO. ESBK 2023

ANALYSIS / SECTORS Ent.Cronometrado Moto4

Table with 7 columns: Lap, Time, Sector 1, Sector 2, Sector 3, Sector 4, V.Max, Hour. Rows 3-12.

Table for rider 17 DUPUIS, Enzo. Includes header with rider name, team, and P.Vmax. Rows 1-13.

Table for rider 20 RODRIGUEZ, Iker. Includes header with rider name, team, and P.Vmax. Rows 1-13.

Table for rider 25 BALDUCCI, Manfredi. Includes header with rider name, team, and P.Vmax. Rows 1-11.

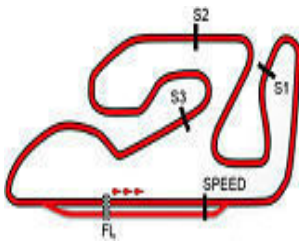
Table for rider 27 MARULANDA, Mateo. Includes header with rider name, team, and P.Vmax. Rows 1-13.

Table for rider 29 MOLINA, Adrian. Includes header with rider name, team, and P.Vmax. Rows 1-13.

Table for rider 37 MICHIELIN, Riccardo. Includes header with rider name, team, and P.Vmax. Rows 1-12.

Table for rider 38 PIERONI, Tommaso. Includes header with rider name, team, and P.Vmax. Rows 1-5.





Circuit Ricardo Tormo

CTO. ESBK 2023

ANALYSIS / SECTORS Ent.Cronometrado Moto4

6	01:56,184	00:27,750	00:30,018	00:26,076	00:32,340	158,05	12:17:31
7	01:59,718	00:28,005	00:29,961	00:29,460	00:32,292	155,02	12:19:31
8	01:55,669	00:27,383	00:29,593	00:26,349	00:32,344	153,92	12:21:26
9	01:58,144	00:28,253	00:29,984	00:27,134	00:32,773	159,21	12:23:25
10	01:55,619	00:27,575	00:29,527	00:26,137	00:32,380	153,19	12:25:20
11	02:01,372	00:27,325	00:29,436	00:31,972	00:32,639	152,47	12:27:22
12	01:54,491	00:27,009	00:29,742	00:25,926	00:31,814	159,61	12:29:16
13	01:54,174	00:26,932	00:29,619	00:25,750	00:31,873	159,61	12:31:10

48	GARCIA, Andres	IGAXTEAM		P.Vmax: 7		T. Ideal: 01:53,847	
ESP							
Lap	Time	Sector 1	Sector 2	Sector 3	Sector 4	V.Max	Hour
1	PIT	01:03,878	00:32,796	00:33,586	00:44,408		12:07:53
2	02:14,716	00:44,849	00:30,974	00:26,538	00:32,355		12:10:07
3	01:55,504	00:27,572	00:29,786	00:26,029	00:32,117	153,55	12:12:03
4	02:02,760	00:29,828	00:31,284	00:29,516	00:32,132	154,29	12:14:05
5	01:54,532	00:27,022	00:29,600	00:25,987	00:31,923	155,02	12:16:00
6	01:54,035	00:27,047	00:29,349	00:25,757	00:31,882	155,77	12:17:54
7	PIT	00:28,857	00:30,158	00:29,273	00:41,297	152,47	12:20:04
8	NULL	01:42,631	00:32,510	00:32,771	00:36,140		12:23:28
9	01:56,978	00:27,168	00:29,920	00:26,016	00:33,874	160,00	12:25:25
10	NULL	00:27,126	00:29,501	00:26,783	00:32,195	157,28	12:27:20
11	NULL	00:27,118	00:29,733	00:25,955	00:32,013	159,61	12:29:15
12	01:54,010	00:27,005	00:29,512	00:25,757	00:31,736	159,21	12:31:09

55	DE MELO, Gonçalo	ETG RACING		P.Vmax: 12		T. Ideal: 01:55,531	
POR							
Lap	Time	Sector 1	Sector 2	Sector 3	Sector 4	V.Max	Hour
1	START	01:07,435	00:33,201	00:29,985	00:38,233		12:07:47
2	01:58,992	00:28,113	00:30,837	00:26,875	00:33,167	158,44	12:09:46
3	01:58,478	00:27,965	00:30,829	00:26,952	00:32,732	157,66	12:11:44
4	01:56,916	00:27,610	00:30,114	00:26,564	00:32,628	159,21	12:13:41
5	01:56,706	00:27,464	00:30,136	00:26,632	00:32,474	159,21	12:15:38
6	NULL	00:27,593	00:30,097	00:26,512	00:32,424	156,90	12:17:34
7	NULL	00:27,576	00:30,179	00:26,676	00:32,366	156,90	12:19:31
8	01:56,566	00:27,548	00:30,011	00:26,339	00:32,668	159,21	12:21:28
9	01:57,296	00:27,490	00:30,269	00:26,829	00:32,708	158,82	12:23:25
10	01:56,081	00:27,502	00:29,931	00:26,328	00:32,320	159,21	12:25:21
11	01:55,866	00:27,475	00:29,724	00:26,269	00:32,398	158,82	12:27:17
12	01:55,842	00:27,289	00:29,935	00:26,198	00:32,420	158,82	12:29:13
13	NULL	00:27,315	00:29,792	00:26,639	00:32,552	159,61	12:31:09

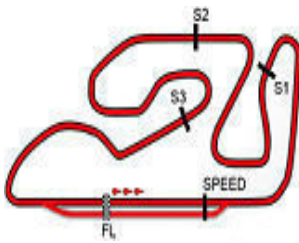
57	FOSTER, Mason	VRC TEAM		P.Vmax: 6		T. Ideal: 01:53,606	
GBR							
Lap	Time	Sector 1	Sector 2	Sector 3	Sector 4	V.Max	Hour
1	START	01:21,147	00:31,515	00:26,972	00:32,826		12:07:50
2	01:56,350	00:28,099	00:30,385	00:26,019	00:31,847	158,44	12:09:47
3	01:55,673	00:27,650	00:30,086	00:26,056	00:31,881	159,21	12:11:42
4	01:54,530	00:27,043	00:29,754	00:25,864	00:31,869	160,79	12:13:37
5	01:54,327	00:27,240	00:29,307	00:25,851	00:31,929	155,77	12:15:31
6	01:56,858	00:29,327	00:29,780	00:25,846	00:31,905	153,55	12:17:28
7	01:59,067	00:27,133	00:29,656	00:29,536	00:32,742	155,02	12:19:27
8	01:58,873	00:29,618	00:30,349	00:26,216	00:32,690	152,11	12:21:26
9	01:55,051	00:27,614	00:29,578	00:25,838	00:32,021	153,92	12:23:21
10	01:54,051	00:27,207	00:29,397	00:25,628	00:31,819	155,40	12:25:15
11	01:54,450	00:27,160	00:29,513	00:25,864	00:31,913	155,40	12:27:10
12	01:54,519	00:27,168	00:29,488	00:25,791	00:32,072	155,02	12:29:04
13	01:53,693	00:27,014	00:29,212	00:25,715	00:31,752	157,28	12:30:58

62	SPARKS, Ethan G.	BRITISH CARRERA TEAM		P.Vmax: 7		T. Ideal: 01:55,668	
GBR							
Lap	Time	Sector 1	Sector 2	Sector 3	Sector 4	V.Max	Hour
1	START						12:39:25
3	02:44,095	01:12,339	00:31,438	00:30,457	00:34,437		12:07:47
4	01:55,668	00:27,293	00:29,729	00:26,285	00:32,361	160,00	12:09:42
5	05:19,467						12:38:36

64	BELLUZZO, Carmelo	CUNA DE CAMPEONES		P.Vmax: 17		T. Ideal: 01:54,197	
ITA							
Lap	Time	Sector 1	Sector 2	Sector 3	Sector 4	V.Max	Hour
1	START	02:15,492	00:30,886	00:26,841	00:32,651		12:08:44
2	01:56,822	00:27,631	00:30,344	00:26,337	00:32,510	152,47	12:10:41
3	01:55,878	00:27,597	00:29,913	00:26,053	00:32,315	152,47	12:12:36
4	01:55,256	00:27,395	00:29,848	00:25,950	00:32,063	153,92	12:14:32
5	01:55,101	00:27,253	00:29,703	00:26,075	00:32,070	152,11	12:16:27
6	PIT	00:27,241	00:29,655	00:26,565	00:36,949	151,76	12:18:27
7	NULL	01:44,531	00:32,719	00:26,032	00:32,065		12:21:43
8	01:54,525	00:27,058	00:29,434	00:25,873	00:32,160	155,40	12:23:37
9	01:55,406	00:27,086	00:29,727	00:26,262	00:32,331	153,55	12:25:32
10	02:00,079	00:27,032	00:29,407	00:28,887	00:34,753	153,92	12:27:33
11	NULL	00:27,310	00:31,019	00:25,938	00:32,124	157,28	12:29:29
12	01:54,538	00:26,890	00:29,371	00:26,110	00:32,167	158,05	12:31:23

74	MATSUDAIRA, Kensei	ETG RACING		P.Vmax: 23		T. Ideal: 01:54,303	
USA							
Lap	Time	Sector 1	Sector 2	Sector 3	Sector 4	V.Max	Hour
1	START	00:38,948	00:32,610	00:27,621	00:33,813		12:07:11
2	02:01,862	00:28,372	00:32,049	00:27,806	00:33,635	156,14	12:09:13
3	NULL	00:27,811	00:30,171	00:26,358	00:32,671	154,29	12:11:10
4	01:55,621	00:27,277	00:29,806	00:26,175	00:32,363	154,29	12:13:05
5	01:55,192	00:27,233	00:29,636	00:26,236	00:32,087	155,77	12:15:01
6	PIT	00:28,885	00:31,484	00:27,031	00:39,839	145,95	12:17:08
7	02:43,642	01:14,195	00:30,143	00:26,835	00:32,469		12:19:51
8	02:05,471	00:28,539	00:31,875	00:31,240	00:33,817	153,19	12:21:57
9	01:59,344	00:27,213	00:30,652	00:27,457	00:34,022	155,40	12:23:56
10	NULL	00:27,132	00:29,813	00:26,070	00:32,190	154,65	12:25:51
11	NULL	00:27,200	00:29,565	00:25,978	00:32,083	152,83	12:27:46
12	01:55,033	00:27,028	00:29,425	00:26,096	00:32,484	154,29	12:29:41
13	01:54,331	00:26,973	00:29,453	00:25,899	00:32,006	156,14	12:31:36

77	MORA, Joel	VRC TEAM		P.Vmax: 7		T. Ideal: 01:55,222	
ESP							
Lap	Time	Sector 1	Sector 2	Sector 3	Sector 4	V.Max	Hour
1	START	01:04,781	00:32,595	00:30,190	00:41,403		12:07:47
2	01:59,787	00:28,383	00:31,785	00:27,311	00:32,308	160,00	12:09:47
3	NULL	00:27,944	00:30,390	00:26,740	00:32,215	160,00	12:11:44
4	01:56,580	00:27,416	00:30,187	00:26,676	00:32,301	159,61	12:13:40
5	NULL	00:27,297	00:30,085	00:26,598	00:32,418	159,61	12:15:37
6	01:56,098	00:27,404	00:30,056	00:26,412	00:32,226	158,44	12:17:33
7	01:55,589	00:27,201	00:29,959	00:26,340	00:32,089	159,61	12:19:29
8	NULL	00:27,516	00:29,985	00:26,936	00:32,960	158,82	12:21:26
9	01:56,542	00:27,935	00:29,916	00:26,417	00:32,274	153,92	12:23:22
10	NULL	00:27,364	00:29,901	00:26,330	00:32,414	157,66	12:25:19
11	01:56,545	00:27,433	00:29,943	00:26,694	00:32,475	156,52	12:27:15
12	NULL	00:27,448	00:29,979	00:26,391	00:32,608	157,28	12:29:11
13	01:55,867	00:27,083	00:29,720	00:26,680	00:32,384	160,00	12:31:07



Circuit Ricardo Tormo

CTO. ESBK 2023

ANALYSIS / SECTORS Ent.Cronometrado Moto4

89		RUZ, Eric ESP		IGAXTEAM			
		P.Vmax: 1				T. Ideal: 01:53,732	
Lap	Time	Sector 1	Sector 2	Sector 3	Sector 4	V.Max	Hour
1	START	01:04,025	00:32,734	00:33,940	00:39,870		12:07:48
2	02:01,150	00:30,022	00:31,596	00:26,325	00:33,207	156,14	12:09:50
3	PIT	00:27,535	00:29,894	00:26,030	00:38,873	157,28	12:11:52
4	NULL	01:37,548	00:32,902	00:27,867	00:32,522		12:15:03
5	01:59,516	00:27,272	00:30,821	00:29,076	00:32,347	156,90	12:17:02
6	01:55,233	00:27,333	00:29,654	00:26,074	00:32,172	155,02	12:18:57
7	01:54,734	00:26,996	00:29,787	00:25,863	00:32,088	155,77	12:20:52
8	PIT	00:28,656	00:30,865	00:27,165	00:39,151	154,29	12:22:58
9	04:23,337	02:43,394	00:33,810	00:33,424	00:32,709		12:27:21
10	NULL	00:27,012	00:29,739	00:25,864	00:31,759	160,00	12:29:16
11	NULL	00:26,797	00:29,532	00:25,832	00:31,571	164,47	12:31:09

92		GOMEZ, David ESP		MRE TALENT			
		P.Vmax: 13				T. Ideal: 01:52,935	
Lap	Time	Sector 1	Sector 2	Sector 3	Sector 4	V.Max	Hour
1	START	00:38,848	00:30,776	00:26,132	00:32,462		12:07:06
2	01:54,485	00:27,364	00:29,586	00:25,728	00:31,807	156,14	12:09:01
3	01:54,299	00:27,066	00:29,530	00:25,787	00:31,916	158,82	12:10:55
4	NULL	00:27,224	00:29,430	00:25,660	00:32,216	155,02	12:12:49
5	01:53,502	00:27,048	00:29,044	00:25,541	00:31,869	155,77	12:14:43
6	PIT	00:27,262	00:29,884	00:26,171	00:42,791	154,29	12:16:49
7	03:08,663	01:35,518	00:29,990	00:29,168	00:33,987		12:19:58
8	01:54,703	00:27,216	00:29,744	00:25,779	00:31,964	155,77	12:21:52
9	01:53,721	00:27,009	00:29,143	00:25,664	00:31,905	156,14	12:23:46
10	01:53,942	00:26,872	00:29,491	00:25,655	00:31,924	156,52	12:25:40
11	01:54,374	00:26,892	00:29,031	00:26,192	00:32,259	156,52	12:27:34
12	01:53,523	00:27,125	00:29,150	00:25,544	00:31,704	156,90	12:29:28
13	01:53,357	00:26,659	00:29,137	00:25,780	00:31,781	158,82	12:31:21
14	PIT						12:34:29
15	PIT						12:42:11

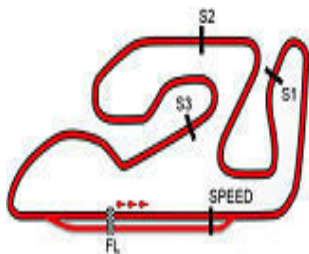
93		FARIAS, Bautista ARG					
		P.Vmax: 20				T. Ideal: 01:53,858	
Lap	Time	Sector 1	Sector 2	Sector 3	Sector 4	V.Max	Hour
1	START	01:44,949	00:32,155	00:27,547	00:32,887		12:08:15
2	01:56,464	00:27,710	00:30,312	00:26,120	00:32,322	156,90	12:10:12
3	01:55,885	00:27,545	00:29,826	00:26,078	00:32,436	152,47	12:12:08
4	01:54,965	00:27,387	00:29,605	00:25,945	00:32,028	154,29	12:14:03
5	01:54,377	00:27,244	00:29,283	00:25,898	00:31,952	152,11	12:15:57
6	01:54,243	00:27,263	00:29,309	00:25,761	00:31,910	152,47	12:17:51
7	01:54,531	00:27,321	00:29,430	00:25,787	00:31,993	151,05	12:19:46
8	01:54,202	00:27,309	00:29,341	00:25,736	00:31,816	152,47	12:21:40
9	02:02,151	00:27,548	00:29,772	00:31,985	00:32,846	154,29	12:23:42
10	01:54,713	00:27,309	00:29,397	00:25,793	00:32,214	153,55	12:25:37
11	01:55,092	00:27,315	00:29,379	00:25,895	00:32,503	152,83	12:27:32
12	NULL	00:27,487	00:29,555	00:25,867	00:32,052	152,47	12:29:27
13	01:54,358	00:27,277	00:29,461	00:26,025	00:31,595	155,02	12:31:21

94		OSORIO, Eneko ESP					
		P.Vmax: 29				T. Ideal: 00:00,000	
Lap	Time	Sector 1	Sector 2	Sector 3	Sector 4	V.Max	Hour
1	START						12:44:14

96		DEBON, Alex ESP					
		P.Vmax: 25				T. Ideal: 01:58,936	
Lap	Time	Sector 1	Sector 2	Sector 3	Sector 4	V.Max	Hour

98		SILVEN, Edgar ESP					
		P.Vmax: 15				T. Ideal: 01:54,606	
Lap	Time	Sector 1	Sector 2	Sector 3	Sector 4	V.Max	Hour
1	START	01:44,533	00:32,484	00:27,106	00:33,098		12:08:15
2	01:56,988	00:28,180	00:30,156	00:26,490	00:32,162	153,92	12:10:12
3	01:55,733	00:27,575	00:29,795	00:26,217	00:32,146	152,47	12:12:08
4	01:55,485	00:27,462	00:29,686	00:26,210	00:32,127	156,90	12:14:03
5	01:55,523	00:27,267	00:29,716	00:26,162	00:32,378	156,52	12:15:59
6	01:55,283	00:27,422	00:29,738	00:25,949	00:32,174	155,40	12:17:54
7	PIT	00:27,598	00:29,785	00:28,357	00:41,676	155,02	12:20:01
8	03:14,296	01:45,082	00:30,525	00:26,294	00:32,395		12:23:16
9	01:55,755	00:27,556	00:29,838	00:25,965	00:32,396	153,19	12:25:12
10	01:54,979	00:27,562	00:29,373	00:25,903	00:32,141	153,19	12:27:07
11	01:55,285	00:27,213	00:29,539	00:26,010	00:32,523	158,44	12:29:02
12	NULL	00:27,203	00:29,564	00:26,192	00:32,145	156,52	12:30:57

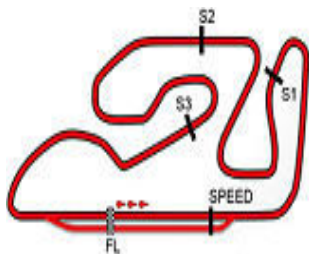
99		SANCHEZ, David ESP					
		P.Vmax: 15				T. Ideal: 01:54,947	
Lap	Time	Sector 1	Sector 2	Sector 3	Sector 4	V.Max	Hour
1	START	00:37,844	00:31,116	00:26,633	00:32,839		12:07:06
2	01:56,803	00:27,773	00:30,535	00:26,270	00:32,225	158,44	12:09:03
3	01:55,170	00:27,428	00:29,805	00:25,727	00:32,210	158,05	12:10:58
4	01:56,467	00:27,596	00:30,053	00:26,363	00:32,455	156,14	12:12:55
5	01:57,244	00:27,851	00:29,784	00:26,487	00:33,122	153,19	12:14:52
6	PIT	00:28,083	00:30,279	00:26,673	00:38,119	150,35	12:16:55
7	02:11,187	00:39,742	00:31,382	00:27,013	00:33,050		12:19:06
8	PIT	00:28,038	00:30,275	00:26,862	00:36,474	151,05	12:21:08
9	02:10,985	00:39,705	00:30,797	00:27,980	00:32,503		12:23:19
10	01:56,247	00:27,569	00:29,936	00:26,283	00:32,459	155,40	12:25:15
11	01:55,342	00:27,467	00:29,796	00:25,990	00:32,089	155,02	12:27:11
12	01:59,823	00:27,347	00:29,911	00:26,900	00:35,665	155,77	12:29:10
13	PIT	00:34,659	00:32,899	00:28,250	00:38,174	155,40	12:31:24



Circuit Ricardo Tormo
CTO. ESBK 2023

Velocidades máximas Ent.Cronometrado Moto4

Nombre	Equipo/Club	Vehículo	Mejores 5 velocidades máximas					Media	Max.	
89	RUZ, Eric	IGAXTEAM	BEON	164,5	160,0	157,3	156,9	156,1	159,0	164,5
11	PIO, Gabriel	BRS- BRECHON R.S.	BEON	162,4	158,0	157,7	157,7	157,3	158,6	162,4
5	PRIMAUT, Jimmy	BRS- BRECHON RACING	MIR RACING	162,4	159,6	157,7	156,9	156,5	158,6	162,4
20	RODRIGUEZ, Iker	IGAXTEAM	BEON	161,2	158,8	158,4	158,4	158,0	159,0	161,2
57	FOSTER, Mason	ETG RACING	BEON	160,8	159,2	158,4	157,3	155,8	158,3	160,8
37	MICHELIN, Riccardo	EVIKE.COM NOX#27 RAC	BEON	160,4	158,8	158,4	157,7	156,5	158,4	160,4
77	MORA, Joel	VRC TEAM	BEON	160,0	160,0	160,0	159,6	159,6	159,8	160,0
62	SPARKS, Ethan G.	BRITISH CARRERA TEAM	BEON	160,0					160,0	160,0
48	GARCIA, Andres	IGAXTEAM	BEON	160,0	159,6	159,2	157,3	155,8	158,4	160,0
17	DUPUIS, Enzo	BRS- BRECHON R.S.	BEON	160,0	159,2	159,2	158,8	157,7	159,0	160,0
55	DE MELO, Gonçalo		BEON	159,6	159,2	159,2	159,2	159,2	159,3	159,6
38	PIERONI, Tommaso	ALMA RACING TEAM	BEON	159,6	159,6	159,6	159,2	158,8	159,4	159,6
12	MULLEN, Lewis	BRITISH CARRERA TEAM	BEON	158,8	155,0	153,6	153,6	153,2	154,8	158,8
92	GOMEZ, David	MRE TALENT	BEON	158,8	158,8	156,9	156,5	156,5	157,5	158,8
98	SILVEN, Edgar		BEON	158,4	156,9	156,5	156,5	155,4	156,8	158,4
99	SANCHEZ, David		CORSE FACTORY	158,4	158,0	156,1	155,8	155,4	156,8	158,4
64	BELLUZZO, Carmelo	CUNA DE CAMPEONES	BEON	158,0	157,3	155,4	153,9	153,9	155,7	158,0
25	BALDUCCI, Manfredi	MIGUEL OLIVEIRA FAN		158,0	155,0	155,0	154,3	153,9	155,3	158,0
3	GIBBS, Archie	FRANDO R. VHC TEAM L	CORSE	157,3	156,9	156,9	153,2	152,8	155,4	157,3
93	FARIAS, Bautista			156,9	155,0	154,3	154,3	153,6	154,8	156,9
27	MARULANDA, Mateo	BRITISH CARRERA TEAM	MIR RACING	156,9	156,1	154,7	153,2	153,2	154,8	156,9
6	MENDEZ, Xarly	MRE TALENT	BEON	156,5	156,5	155,8	155,0	153,2	155,4	156,5
74	MATSUDAIRA, Kensei	ETG RACING	BEON	156,1	156,1	155,8	155,4	154,7	155,6	156,1
13	VARELA, Pedro	CUNA DE CAMPEONES	MIR RACING	155,4	154,3	153,9	153,9	152,5	154,0	155,4
96	DEBON, Alex		MIR RACING	154,7	154,7	152,1	151,4	151,4	152,8	154,7
29	MOLINA, Adrian	TEAM GV STRATOS		154,3	152,5	152,5	151,4	148,6	151,9	154,3
10	LLINARES, Alex	MIR RACING	MIR RACING	152,5	149,3	148,6	148,6	148,6	149,5	152,5
14	DI NAPOLI, Giulio	AJEVO RACING TEAM	BEON	150,7	150,3	148,3	148,3	147,9	149,1	150,7
94	OSORIO, Eneko		CORSE FACTORY							



Circuit Ricardo Tormo
CTO. ESBK 2023

Mejores vueltas Ent.Cronometrado Moto4

Nombre	Equipo/Club	Vehículo	Mejores vueltas						Media
92 GOMEZ, David	MRE TALENT	BEON	01:53,357	01:53,502	01:53,523	01:53,721	01:53,942	01:53,609	
57 FOSTER, Mason	ETG RACING	BEON	01:53,693	01:54,051	01:54,327	01:54,450	01:54,519	01:54,208	
89 RUZ, Eric	IGAXTEAM	BEON	01:53,732	01:54,374	01:54,734	01:55,233	01:59,516	01:55,517	
11 PIO, Gabriel	BRS- BRECHON R.S.	BEON	01:53,850	01:53,873	01:54,733	01:54,791	01:55,097	01:54,468	
27 MARULANDA, Mateo	BRITISH CARRERA TEAM	MIR RACING	01:54,004	01:54,235	01:54,462	01:54,750	01:54,922	01:54,474	
48 GARCIA, Andres	IGAXTEAM	BEON	01:54,010	01:54,035	01:54,532	01:54,819	01:55,504	01:54,580	
13 VARELA, Pedro	CUNA DE CAMPEONES	MIR RACING	01:54,122	01:54,379	01:54,642	01:54,875	01:55,204	01:54,644	
38 PIERONI, Tommaso	ALMA RACING TEAM	BEON	01:54,174	01:54,491	01:55,619	01:55,669	01:55,832	01:55,157	
93 FARIAS, Bautista			01:54,202	01:54,243	01:54,358	01:54,377	01:54,531	01:54,342	
37 MICHIELIN, Riccardo	EVIKE.COM NOX#27 RAC	BEON	01:54,318	01:55,826	01:55,940	01:55,978	01:56,045	01:55,621	
74 MATSUDAIRA, Kensei	ETG RACING	BEON	01:54,331	01:54,826	01:55,033	01:55,192	01:55,205	01:54,917	
20 RODRIGUEZ, Iker	IGAXTEAM	BEON	01:54,382	01:54,480	01:54,765	01:54,795	01:54,900	01:54,664	
6 MENDEZ, Xarly	MRE TALENT	BEON	01:54,419	01:55,167	01:55,310	01:55,396	01:55,445	01:55,147	
64 BELLUZZO, Carmelo	CUNA DE CAMPEONES	BEON	01:54,525	01:54,538	01:55,101	01:55,256	01:55,406	01:54,965	
98 SILVEN, Edgar		BEON	01:54,979	01:55,104	01:55,283	01:55,285	01:55,485	01:55,227	
5 PRIMAUT, Jimmy	BRS- BRECHON RACING	MIR RACING	01:54,994	01:56,185	01:56,238	01:56,272	01:56,536	01:56,045	
99 SANCHEZ, David		CORSE FACTORY	01:55,170	01:55,342	01:56,247	01:56,467	01:56,803	01:56,005	
3 GIBBS, Archie	FRANCO R. VHC TEAM L	CORSE	01:55,474	01:55,765	01:56,483	01:56,659	01:56,677	01:56,211	
17 DUPUIS, Enzo	BRS- BRECHON R.S.	BEON	01:55,544	01:55,673	01:55,738	01:56,002	01:56,083	01:55,808	
25 BALDUCCI, Manfredi	MIGUEL OLIVEIRA FAN		01:55,582	01:56,554	01:56,992	01:57,075	01:57,728	01:56,786	
77 MORA, Joel	VRC TEAM	BEON	01:55,589	01:55,867	01:56,009	01:56,098	01:56,398	01:55,992	
62 SPARKS, Ethan G.	BRITISH CARRERA TEAM	BEON	01:55,668	02:44,095	05:19,467			03:19,743	
55 DE MELO, Gonçalo		BEON	01:55,842	01:55,866	01:56,081	01:56,298	01:56,566	01:56,130	
12 MULLEN, Lewis	BRITISH CARRERA TEAM	BEON	01:55,997	01:56,535	01:56,638	01:56,699	01:56,830	01:56,539	
10 LLINARES, Alex	MIR RACING	MIR RACING	01:57,034	01:57,222	01:57,442	01:57,457	01:57,484	01:57,327	
14 DI NAPOLI, Giulio	AJEVO RACING TEAM	BEON	01:57,999	01:58,714	01:59,525	02:00,319	02:00,557	01:59,422	
29 MOLINA, Adrian	TEAM GV STRATOS		01:58,625	01:58,848	01:58,968	01:59,024	01:59,398	01:58,972	
96 DEBON, Alex		MIR RACING	01:59,316	01:59,561	01:59,899	02:00,317	02:00,333	01:59,885	