

13 Y 14 DE MAYO
CIRCUIT RICARDO TORMO

CTO. ESBK 2023

MAY 13th 14th

Circuit Ricardo Tormo

Length: 4005 metros

Results

Ent.Cronometrado

Supersport NG

Pos.	N.	Rider	Team	Motorcycle	Nat.	Best Lap	iL	Laps	Gap	Interval	Speed	Tyr.	Cat.
1	4	FERNANDEZ, Eric	TEAM SPEED RACING		ESP	01:35,974	11	11			150,23	Pirelli	SS
2	25	VERDOIA, Andy	ARCO YAMAHA MOTOR U.	YAMAHA	FRA	01:35,977	10	13	00:00,003	00:00,003	150,22	Pirelli	SS
3	76	GIRAL, Julian	LA SCUDERIA- DUCATI		ESP	01:36,462	12	15	00:00,488	00:00,485	149,47	Pirelli	SS
4	50	VOSTATEK, Ondrej	NEW2 PROJECT TEAM	YAMAHA	CZE	01:36,573	16	16	00:00,599	00:00,111	149,3	Pirelli	SS
5	43	JESPERSEN, Simon	YAMAHA TEAM SCANDINA	YAMAHA	DEN	01:36,595	11	12	00:00,621	00:00,022	149,26		SS
6	57	MUÑOZ, Daniel	SP57 RACING TEAM	YAMAHA	ESP	01:36,673	15	16	00:00,699	00:00,078	149,14	Dunlop	SS
7	91	JIMENEZ, Borja	TEAM SPEED RACING		ESP	01:36,966	11	11	00:00,992	00:00,293	148,69	Pirelli	SS
8	67	VALLE, Carlos	YAMAHA GV STRATOS	YAMAHA	ESP	01:37,044	13	14	00:01,070	00:00,078	148,57		SS
9	21	MIHAILA, Demis	MOTOXRACING TEAM	YAMAHA	ITA	01:37,153	11	13	00:01,179	00:00,109	148,41	Pirelli	SS
10	37	GONZALEZ, Mauro	YAMAHA GV STRATOS	YAMAHA	ESP	01:37,775	11	15	00:01,801	00:00,622	147,46	Pirelli	SS
11	52	ERILL, Guillem	ANDIFER RACING TEAM		ESP	01:37,868	14	14	00:01,894	00:00,093	147,32	Pirelli	SS
12	11	SCHULTZ, Jared Karl	ASAPMOTORSPORT	YAMAHA	RSA	01:37,952	10	15	00:01,978	00:00,084	147,19	Pirelli	SS
13	19	DIAZ, Joan	I+DENT RACING TEAM	YAMAHA	ESP	01:38,225	14	14	00:02,251	00:00,273	146,79	Pirelli	SS
14	26	RUIZ, Francisco J.	MDR COMPETICION	YAMAHA	ESP	01:38,466	8	14	00:02,492	00:00,241	146,43		ST
15	7	ROCCA, Manuel	ZIVI MOTOR CORSE	YAMAHA	ITA	01:38,845	15	15	00:02,871	00:00,379	145,86	Pirelli	ST
16	18	PARRILLA, Cesar	FAU55 RACING - FAMIL	YAMAHA	ESP	01:38,955	12	15	00:02,981	00:00,110	145,7	Dunlop	ST
17	14	TINKER, Corey	EASYRACE TEAM	YAMAHA	GBR	01:38,960	16	16	00:02,986	00:00,005	145,7	Dunlop	ST
18	17	ROMERO, Ruben	ILUSION RACING	YAMAHA	ESP	01:38,979	9	11	00:03,005	00:00,019	145,67		ST
19	84	RIVERA, Juan E.	TEAM ANDIFER RACING	YAMAHA	COL	01:39,162	11	12	00:03,188	00:00,183	145,4	Dunlop	ST
20	81	SANTOS, Joan	YAMAHA GV STRATOS	YAMAHA	ESP	01:39,745	10	14	00:03,771	00:00,583	144,55	Pirelli	ST
21	8	AL-QUBAISI, Abdulla N.	ANDOTRANS TEAM TORRE	YAMAHA	QAT	01:39,862	5	7	00:03,888	00:00,117	144,38		SS
22	94	GARCIA, Marco	EASYRACE TEAM	YAMAHA	ESP	01:39,906	15	16	00:03,932	00:00,044	144,32	Dunlop	ST
23	47	VARGA, Tibor E.	MDR COMPETICION	YAMAHA	HUN	01:39,947	12	15	00:03,973	00:00,041	144,26	Pirelli	ST
24	61	GARCIA, Iker	ARCO YAMAHA MOTOR U.	YAMAHA	ESP	01:40,416	13	15	00:04,442	00:00,469	143,58	Pirelli	ST
25	64	FABBRI, Davide	I+DENT RACING TEAM	YAMAHA	ITA	01:40,642	13	13	00:04,668	00:00,226	143,26	Dunlop	SS
26	53	MALTERRE, Charly	ILUSION RACING	YAMAHA	FRA	01:41,173	11	12	00:05,199	00:00,531	142,51	Dunlop	ST
27	73	GUARNIERI, Alessio	I+DENT RACING TEAM	YAMAHA	ITA	01:41,191	12	12	00:05,217	00:00,018	142,48	Pirelli	ST
28	38	NESBAKKEN, Ola	YAMAHA TEAM SCANDINA	YAMAHA	ESP	01:41,670	7	13	00:05,696	00:00,479	141,81	Pirelli	ST
29	90	AL THANI, Jassim G.	VRC TEAM	YAMAHA	QAT	01:41,702	11	13	00:05,728	00:00,032	141,77	Dunlop	SS
30	23	ROCHA, Diego	YAMAHA GV STRATOS	YAMAHA	ARG	01:42,501	17	17	00:06,527	00:00,799	140,66	Pirelli	ST
31	9	DEL OLMO, Javier	KAWASAKI PALMETO PL	KAWASAKI	ESP	01:42,572	6	14	00:06,598	00:00,071	140,56	Dunlop	ST
32	60	RUIVINHO, Isaac	TEAM MOTOCLUBE LOULÉ	KAWASAKI	POR	01:44,270	13	15	00:08,296	00:01,698	138,28	Dunlop	ST
Not Classified, Qualifying Lap Time 110% : 01:45,571													
.	88	CATALA, Alex			ESP	01:47,676	10	10	00:11,702	00:03,406	133,9		ST
.	92	ROIG, Nil	MOTAP RACING TEAM	YAMAHA	ESP	PIT1	1	3					SS

Circuit Ricardo Tormo

Final Official Provisional Official

Length: 4005 m. Hour: 09:34

JURY:

Hour:

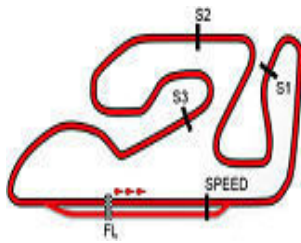
C.of the Course:

Hour: 13/05/2023

C.Timekeeper:

Hour:





Circuit Ricardo Tormo

CTO. ESBK 2023

ANALYSIS / SECTORS Ent.Cronometrado Supersport NG

4		FERNANDEZ, Eric		TEAM SPEED RACING			
		ESP		P.Vmax: 1 T. Ideal: 01:35,909			
Lap	Time	Sector 1	Sector 2	Sector 3	Sector 4	V.Max	Hour
1	START	05:04,954	00:28,318	00:24,627	00:26,826		09:41:23
2	01:39,862	00:23,276	00:26,888	00:23,321	00:26,377	241,79	09:43:03
3	NULL	00:22,983	00:26,291	00:23,101	00:26,315	245,45	09:44:42
4	PIT	00:22,661	00:26,189	00:23,160	00:38,020	242,70	09:46:32
5	08:51,323	07:33,769	00:27,610	00:23,225	00:26,719		09:55:23
6	01:37,532	00:22,662	00:25,911	00:22,881	00:26,078	241,79	09:57:01
7	01:47,615	00:30,584	00:27,545	00:23,240	00:26,246	247,33	09:58:48
8	01:36,455	00:22,049	00:25,913	00:22,597	00:25,896	243,61	10:00:25
9	01:36,557	00:22,320	00:25,778	00:22,521	00:25,938	247,33	10:02:01
10	01:47,390	00:29,554	00:27,141	00:23,481	00:27,214	245,45	10:03:49
11	01:35,974	00:21,977	00:25,575	00:22,586	00:25,836	243,61	10:05:25

7		ROCCA, Manuel		ZIVI MOTOR CORSE			
		ITA		P.Vmax: 14 T. Ideal: 01:38,793			
Lap	Time	Sector 1	Sector 2	Sector 3	Sector 4	V.Max	Hour
1	START	01:03,953	00:29,197	00:24,182	00:27,686		09:37:24
2	01:43,427	00:24,703	00:27,615	00:23,687	00:27,422	229,79	09:39:07
3	NULL	00:24,014	00:27,223	00:23,496	00:27,051	236,50	09:40:49
4	NULL	00:23,353	00:26,781	00:23,257	00:26,995	231,43	09:42:29
5	01:41,096	00:23,554	00:26,818	00:23,550	00:27,174	231,43	09:44:10
6	01:40,243	00:23,390	00:26,646	00:23,261	00:26,946	231,43	09:45:51
7	PIT	00:23,713	00:27,230	00:23,745	00:35,897	230,60	09:47:41
8	06:34,921	05:14,325	00:27,921	00:25,520	00:27,155		09:54:16
9	01:40,333	00:23,477	00:26,728	00:23,209	00:26,919	226,57	09:55:56
10	01:39,567	00:23,205	00:26,354	00:23,033	00:26,975	228,98	09:57:36
11	01:39,143	00:23,024	00:26,352	00:23,036	00:26,731	228,98	09:59:15
12	01:39,202	00:23,097	00:26,295	00:23,064	00:26,746	228,98	10:00:54
13	01:39,163	00:23,032	00:26,350	00:23,027	00:26,754	229,79	10:02:34
14	NULL	00:22,987	00:26,421	00:22,935	00:26,736	234,78	10:04:13
15	01:38,845	00:22,963	00:26,274	00:22,987	00:26,621	229,79	10:05:51

8		AL-QUBAIS, Abdulla N.		ANDOTRANS TEAM TORRE			
		QAT		P.Vmax: 8 T. Ideal: 01:39,784			
Lap	Time	Sector 1	Sector 2	Sector 3	Sector 4	V.Max	Hour
1	START	00:35,969	00:27,165	00:28,734	00:27,342		09:36:58
2	01:41,809	00:24,315	00:26,667	00:23,861	00:26,966	228,17	09:38:40
3	01:40,800	00:23,491	00:26,790	00:23,562	00:26,957	239,11	09:40:20
4	01:40,822	00:23,655	00:26,490	00:23,744	00:26,933	230,60	09:42:01
5	01:39,862	00:23,341	00:26,211	00:23,299	00:27,011	232,26	09:43:41
6	PIT	00:23,751	00:27,599	00:24,747	00:33,111	232,26	09:45:30
7	NULL	06:32,353	00:27,356	00:24,182	00:27,874		09:53:22

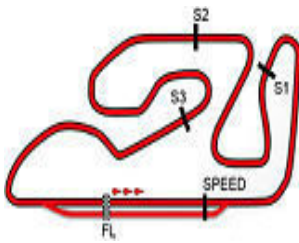
9		DEL OLMO, Javier		KAWASAKI PALMETO PL			
		ESP		P.Vmax: 25 T. Ideal: 01:42,318			
Lap	Time	Sector 1	Sector 2	Sector 3	Sector 4	V.Max	Hour
1	START	00:56,427	00:30,122	00:25,771	00:29,788		09:37:21
2	NULL	00:24,449	00:28,128	00:25,203	00:28,021	229,79	09:39:07
3	PIT	00:24,104	00:28,277	00:24,551	00:34,110	231,43	09:40:58
4	07:14,008	05:52,123	00:29,197	00:24,851	00:27,837		09:48:12
5	01:44,108	00:23,630	00:27,817	00:24,389	00:28,272	228,17	09:49:56
6	01:42,572	00:23,250	00:27,518	00:24,070	00:27,734	230,60	09:51:38
7	01:43,632	00:23,800	00:27,602	00:24,301	00:27,929	228,98	09:53:22
8	01:43,142	00:23,648	00:27,397	00:24,496	00:27,601	225,78	09:55:05
9	01:43,352	00:23,556	00:27,651	00:24,243	00:27,902	230,60	09:56:48
10	01:43,514	00:23,678	00:27,691	00:24,402	00:27,743	229,79	09:58:32
11	01:43,168	00:23,445	00:27,725	00:24,187	00:27,811	228,98	10:00:15

12		SCHULTZ, Jared Karl		ASAPMOTORSPORT			
		RSA		P.Vmax: 10 T. Ideal: 01:37,486			
Lap	Time	Sector 1	Sector 2	Sector 3	Sector 4	V.Max	Hour
12	01:42,631	00:23,332	00:27,499	00:24,110	00:27,690	229,79	10:01:58
13	01:43,179	00:23,536	00:27,742	00:24,111	00:27,790	232,26	10:03:41
14	01:43,394	00:23,561	00:27,482	00:24,305	00:28,046	228,98	10:05:24

11		SCHULTZ, Jared Karl		ASAPMOTORSPORT			
		RSA		P.Vmax: 10 T. Ideal: 01:37,486			
Lap	Time	Sector 1	Sector 2	Sector 3	Sector 4	V.Max	Hour
1	START	01:48,892	00:27,751	00:25,322	00:27,605		09:38:08
2	01:40,170	00:24,119	00:25,968	00:23,345	00:26,738	231,43	09:39:48
3	01:38,474	00:23,515	00:25,731	00:22,916	00:26,312	230,60	09:41:27
4	01:38,531	00:23,088	00:25,669	00:22,975	00:26,799	234,78	09:43:05
5	NULL	00:22,770	00:25,811	00:22,854	00:26,714	233,09	09:44:44
6	01:38,263	00:22,866	00:25,814	00:22,890	00:26,693	233,94	09:46:22
7	PIT	00:26,444	00:27,434	00:23,973	00:34,521	234,78	09:48:14
8	06:25,589	05:08,720	00:26,710	00:23,573	00:26,586		09:54:40
9	01:38,282	00:22,894	00:26,017	00:22,907	00:26,464	233,09	09:56:18
10	01:37,952	00:22,685	00:25,769	00:22,962	00:26,536	234,78	09:57:56
11	01:38,071	00:22,678	00:25,792	00:23,026	00:26,575	236,50	09:59:34
12	01:38,093	00:22,954	00:25,789	00:22,827	00:26,523	238,24	10:01:12
13	01:38,046	00:22,819	00:25,850	00:22,888	00:26,489	234,78	10:02:50
14	01:39,061	00:22,876	00:26,190	00:23,207	00:26,788	235,64	10:04:29
15	01:57,923	00:34,244	00:27,148	00:28,515	00:28,016	233,09	10:06:27

14		TINKER, Corey		EASYPACE TEAM			
		GBR		P.Vmax: 17 T. Ideal: 01:38,742			
Lap	Time	Sector 1	Sector 2	Sector 3	Sector 4	V.Max	Hour
1	START	00:34,495	00:28,006	00:24,581	00:27,795		09:36:54
2	01:41,873	00:24,103	00:26,981	00:23,646	00:27,143	228,17	09:38:35
3	01:41,369	00:23,765	00:26,856	00:23,650	00:27,098	229,79	09:40:17
4	01:40,202	00:23,450	00:26,602	00:23,297	00:26,853	231,43	09:41:57
5	01:39,937	00:23,065	00:26,388	00:23,390	00:27,094	231,43	09:43:37
6	NULL	00:23,234	00:26,317	00:23,209	00:26,903	230,60	09:45:17
7	01:39,479	00:23,338	00:26,174	00:23,091	00:26,876	230,60	09:46:56
8	PIT	00:23,100	00:26,689	00:24,089	00:33,782	232,26	09:48:44
9	05:13,583	03:41,458	00:28,973	00:33,032	00:30,120		09:53:57
10	01:41,849	00:24,015	00:27,194	00:23,609	00:27,031	224,22	09:55:39
11	01:39,736	00:23,262	00:26,292	00:23,297	00:26,885	228,98	09:57:19
12	NULL	00:23,125	00:26,397	00:23,629	00:26,905	230,60	09:58:59
13	01:44,790	00:25,917	00:27,694	00:24,152	00:27,027	230,60	10:00:44
14	01:39,416	00:23,028	00:26,238	00:23,217	00:26,933	234,78	10:02:23
15	01:44,968	00:28,340	00:26,700	00:23,241	00:26,687	233,94	10:04:08
16	01:38,960	00:22,829	00:26,370	00:23,052	00:26,709	233,94	10:05:47

17		ROMERO, Ruben		ILUSION RACING			
		ESP		P.Vmax: 17 T. Ideal: 01:38,851			
Lap	Time	Sector 1	Sector 2	Sector 3	Sector 4	V.Max	Hour
1	START	03:50,125	00:29,292	00:25,003	00:27,899		09:40:11
2	01:40,770	00:24,183	00:26,403	00:23,344	00:26,840	233,94	09:41:52
3	NULL	00:23,851	00:26,292	00:23,380	00:27,874	233,94	09:43:33
4	01:42,342	00:25,169	00:26,619	00:23,606	00:26,948	229,79	09:45:15
5	01:39,382	00:23,246	00:26,115	00:23,325	00:26,696	233,09	09:46:55
6	PIT	00:23,050	00:27,766	00:23,688	00:32,447	233,09	09:48:42
7	08:17,591	06:59,256	00:27,432	00:23,807	00:27,096		09:56:59
8	01:39,229	00:23,046	00:26,213	00:23,173	00:26,797	234,78	09:58:39
9	01:38,979	00:23,022	00:26,243	00:23,059	00:26,655	233,09	10:00:18
10	PIT	00:31,970	00:26,877	00:23,767	00:33,040	234,78	10:02:13
11	NULL	02:09,800	00:26,956	00:23,397	00:26,901		10:05:40



Circuit Ricardo Tormo

CTO. ESBK 2023

ANALYSIS / SECTORS Ent.Cronometrado Supersport NG

18		PARRILLA, Cesar		FAU55 RACING - FAMIL			
Lap Time		Sector 1	Sector 2	Sector 3	Sector 4	V.Max	Hour
1 START		01:02,670	00:27,855	00:24,392	00:27,828		09:37:21
2 01:42,329		00:24,597	00:27,462	00:23,615	00:26,655	233,94	09:39:04
3 01:40,307		00:24,026	00:26,554	00:23,144	00:26,583	233,09	09:40:44
4 01:40,138		00:23,958	00:26,354	00:23,294	00:26,532	234,78	09:42:24
5 01:40,012		00:23,483	00:26,602	00:23,055	00:26,872	235,64	09:44:04
6 01:39,736		00:23,904	00:26,256	00:23,000	00:26,576	233,09	09:45:44
7 PIT		00:25,357	00:26,956	00:23,607	00:33,595	233,94	09:47:33
8 07:04,904		05:46,617	00:27,079	00:23,704	00:27,504		09:54:38
9 01:40,392		00:24,107	00:26,670	00:23,014	00:26,601	230,60	09:56:19
10 01:39,343		00:23,335	00:26,414	00:23,024	00:26,570	235,64	09:57:58
11 01:39,614		00:23,439	00:26,509	00:23,078	00:26,588	234,78	09:59:38
12 01:38,955		00:23,292	00:26,229	00:22,862	00:26,572	233,09	10:01:17
13 01:39,113		00:23,218	00:26,344	00:22,919	00:26,632	233,09	10:02:56
14 01:39,653		00:23,543	00:26,411	00:23,145	00:26,554	234,78	10:04:35
15 01:39,426		00:23,559	00:26,313	00:22,997	00:26,557	234,78	10:06:15

19		DIAZ, Joan		I+DENT RACING TEAM			
Lap Time		Sector 1	Sector 2	Sector 3	Sector 4	V.Max	Hour
1 START		01:00,463	00:28,272	00:24,619	00:28,191		09:37:20
2 01:41,319		00:24,452	00:26,567	00:23,565	00:26,735	233,94	09:39:02
3 01:40,479		00:23,867	00:26,525	00:23,379	00:26,708	234,78	09:40:42
4 01:39,783		00:23,495	00:26,355	00:23,407	00:26,526	238,24	09:42:22
5 01:45,784		00:23,674	00:27,122	00:27,480	00:27,508	234,78	09:44:08
6 PIT		00:23,229	00:26,238	00:23,609	00:34,815	237,36	09:45:55
7 05:19,649		03:53,952	00:29,171	00:29,660	00:26,866		09:51:15
8 01:39,901		00:23,629	00:26,507	00:23,182	00:26,583	237,36	09:52:55
9 01:38,859		00:23,303	00:26,106	00:23,057	00:26,393	234,78	09:54:34
10 01:38,813		00:23,074	00:26,104	00:23,117	00:26,518	233,94	09:56:13
11 01:40,128		00:22,966	00:25,961	00:24,077	00:27,124	236,50	09:57:53
12 PIT		00:22,841	00:26,055	00:26,877	00:32,623	239,11	09:59:41
13 03:48,086		02:25,863	00:27,501	00:27,891	00:26,831		10:03:29
14 01:38,225		00:23,099	00:25,875	00:22,898	00:26,353	235,64	10:05:08

21		MIHAILA, Demis		MOTOXRACING TEAM			
Lap Time		Sector 1	Sector 2	Sector 3	Sector 4	V.Max	Hour
1 START		00:54,104	00:31,319	00:26,116	00:31,125		09:37:21
2 01:43,516		00:24,450	00:27,862	00:24,405	00:26,799	233,94	09:39:05
3 01:39,410		00:23,262	00:26,290	00:23,341	00:26,517	238,24	09:40:44
4 01:39,559		00:23,237	00:26,550	00:23,286	00:26,486	243,61	09:42:24
5 NULL		00:23,125	00:26,387	00:26,508	00:28,056	239,11	09:44:08
6 PIT		00:23,086	00:26,954	00:23,482	00:31,782	240,89	09:45:53
7 10:22,973		09:05,653	00:27,680	00:23,133	00:26,507		09:56:16
8 01:37,542		00:22,704	00:25,789	00:22,682	00:26,367	237,36	09:57:54
9 01:39,320		00:22,932	00:25,895	00:22,812	00:27,681	239,11	09:59:33
10 01:37,290		00:22,637	00:25,704	00:22,676	00:26,273	241,79	10:01:10
11 01:37,153		00:22,515	00:25,711	00:22,696	00:26,231	240,00	10:02:47
12 01:42,468		00:23,564	00:28,433	00:23,779	00:26,692	241,79	10:04:30
13 01:41,764		00:23,191	00:27,106	00:24,187	00:27,280	240,00	10:06:12

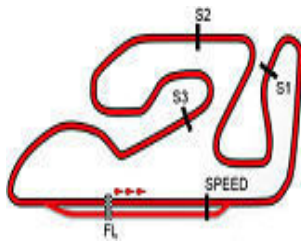
23		ROCHA, Diego		YAMAHA GV STRATOS			
Lap Time		Sector 1	Sector 2	Sector 3	Sector 4	V.Max	Hour
1 START		01:10,576	00:29,500	00:25,346	00:28,709		09:37:33
2 01:52,548		00:29,211	00:28,450	00:26,483	00:28,404	221,92	09:39:25

3	01:49,153	00:27,894	00:27,681	00:25,138	00:28,440	222,68	09:41:14
4	01:48,356	00:25,969	00:29,519	00:24,542	00:28,326	224,22	09:43:03
5	01:48,070	00:24,904	00:30,614	00:24,559	00:27,993	225,00	09:44:51
6	01:43,983	00:24,582	00:27,360	00:24,123	00:27,918	225,00	09:46:35
7	01:43,552	00:24,443	00:27,287	00:23,996	00:27,826	225,00	09:48:18
8	01:43,059	00:24,156	00:27,161	00:23,931	00:27,811	226,57	09:50:02
9	01:43,180	00:24,082	00:27,304	00:24,035	00:27,759	223,45	09:51:45
10	01:45,243	00:24,098	00:27,309	00:24,559	00:29,277	224,22	09:53:30
11	01:43,384	00:24,022	00:27,290	00:24,233	00:27,839	224,22	09:55:13
12	01:42,601	00:23,818	00:27,110	00:23,913	00:27,760	223,45	09:56:56
13	01:50,246	00:23,780	00:27,258	00:24,379	00:34,829	225,00	09:58:46
14	01:53,401	00:23,784	00:32,122	00:24,462	00:33,033	227,37	10:00:40
15	01:44,891	00:24,119	00:27,471	00:24,911	00:28,390	224,22	10:02:24
16	01:42,540	00:23,602	00:27,059	00:23,967	00:27,912	227,37	10:04:07
17	01:42,501	00:23,489	00:27,136	00:24,012	00:27,864	227,37	10:05:49

25		VERDOIA, Andy		ARCO YAMAHA MOTOR U.			
Lap Time		Sector 1	Sector 2	Sector 3	Sector 4	V.Max	Hour
1 START		01:34,810	00:27,727	00:23,767	00:26,724		09:37:52
2 01:37,274		00:22,911	00:25,812	00:22,598	00:25,953	236,50	09:39:29
3 01:36,392		00:22,334	00:25,485	00:22,547	00:26,026	238,24	09:41:05
4 01:39,895		00:22,852	00:26,061	00:24,396	00:26,586	238,24	09:42:45
5 01:38,248		00:22,864	00:26,448	00:22,755	00:26,181	240,00	09:44:23
6 01:36,547		00:22,339	00:25,579	00:22,545	00:26,084	238,24	09:46:00
7 PIT		00:22,546	00:25,667	00:22,815	00:33,421	237,36	09:47:44
8 09:14,111		07:56,081	00:28,029	00:23,151	00:26,850		09:56:59
9 01:36,032		00:22,236	00:25,474	00:22,467	00:25,855	237,36	09:58:35
10 01:35,977		00:22,067	00:25,655	00:22,333	00:25,922	242,70	10:00:11
11 NULL		00:22,994	00:26,313	00:22,805	00:26,485	238,24	10:01:49
12 01:36,548		00:22,322	00:25,680	00:22,534	00:26,012	237,36	10:03:26
13 01:44,356		00:27,997	00:26,486	00:23,274	00:26,599	237,36	10:05:10

26		RUIZ, Francisco J.		MDR COMPETICION			
Lap Time		Sector 1	Sector 2	Sector 3	Sector 4	V.Max	Hour
1 START		01:12,002	00:28,228	00:25,469	00:27,920		09:37:32
2 01:40,916		00:23,922	00:26,502	00:23,341	00:27,151	230,60	09:39:13
3 NULL		00:23,258	00:26,319	00:23,139	00:26,880	230,60	09:40:53
4 01:40,555		00:23,122	00:26,519	00:23,816	00:27,098	232,26	09:42:33
5 PIT		00:23,469	00:26,515	00:23,421	00:31,011	231,43	09:44:18
6 05:36,933		04:19,428	00:26,689	00:23,637	00:27,179		09:49:55
7 01:38,920		00:23,354	00:25,965	00:22,799	00:26,802	228,17	09:51:34
8 01:38,466		00:22,959	00:25,937	00:22,804	00:26,766	230,60	09:53:12
9 01:38,895		00:22,960	00:26,142	00:23,034	00:26,759	228,98	09:54:51
10 01:42,000		00:23,063	00:26,649	00:23,137	00:29,151	228,17	09:56:33
11 PIT		00:23,185	00:27,236	00:23,656	00:33,272	232,26	09:58:20
12 03:52,094		02:34,880	00:26,841	00:23,290	00:27,083		10:02:12
13 NULL		00:22,896	00:26,272	00:23,009	00:26,932	228,98	10:03:52
14 01:39,109		00:22,771	00:26,258	00:23,261	00:26,819	235,64	10:05:31

37		GONZALEZ, Mauro		YAMAHA GV STRATOS			
Lap Time		Sector 1	Sector 2	Sector 3	Sector 4	V.Max	Hour
1 START		00:33,640	00:26,522	00:23,608	00:29,026		09:36:51
2 NULL		00:23,906	00:25,879	00:23,056	00:26,630	230,60	09:38:31
3 01:39,580		00:23,739	00:26,093	00:22,956	00:26,792	230,60	09:40:11
4 01:38,445		00:23,285	00:25,663	00:23,061	00:26,436	234,78	09:41:49
5 01:38,452		00:23,260	00:25,767	00:22,776	00:26,649	232,26	09:43:27



Circuit Ricardo Tormo

CTO. ESBK 2023

ANALYSIS / SECTORS Ent.Cronometrado Supersport NG

6	PIT	00:26,595	00:25,835	00:23,068	00:33,018	232,26	09:45:16
7	05:27,264	04:11,487	00:26,415	00:22,868	00:26,494		09:50:43
8	01:38,168	00:23,341	00:25,695	00:22,777	00:26,355	231,43	09:52:21
9	01:38,149	00:23,092	00:25,668	00:22,754	00:26,635	231,43	09:53:59
10	01:38,109	00:22,719	00:25,857	00:22,882	00:26,651	232,26	09:55:38
11	01:37,775	00:22,788	00:25,658	00:22,754	00:26,575	231,43	09:57:15
12	PIT	00:22,653	00:26,175	00:23,662	00:33,248	232,26	09:59:01
13	NULL	02:59,821	00:26,171	00:22,947	00:26,602		10:03:17
14	NULL	00:22,645	00:25,642	00:22,681	00:26,539	233,94	10:04:54
15	PIT	00:22,689	00:25,651	00:29,735	00:38,592	231,43	10:06:51

13	01:40,158	00:23,561	00:26,340	00:23,224	00:27,033	231,43	10:02:01
14	01:45,900	00:23,886	00:26,770	00:27,886	00:27,358	232,26	10:03:47
15	01:39,961	00:23,313	00:26,293	00:23,269	00:27,086	231,43	10:05:27

38	NESBAKKEN, Ola ESP	YAMAHA TEAM SCANDINA P.Vmax: 29 T. Ideal: 01:41,460					
Lap Time	Sector 1	Sector 2	Sector 3	Sector 4	V.Max	Hour	
1	START	04:10,838	00:29,103	00:25,927	00:28,481		09:40:33
2	01:44,144	00:23,984	00:27,439	00:24,684	00:28,037	228,17	09:42:17
3	01:42,848	00:24,231	00:26,987	00:24,037	00:27,593	226,57	09:44:00
4	01:42,203	00:23,511	00:27,061	00:23,921	00:27,710	229,79	09:45:42
5	01:42,007	00:23,630	00:26,877	00:23,953	00:27,547	229,79	09:47:24
6	01:41,856	00:23,653	00:26,821	00:23,893	00:27,489	228,17	09:49:06
7	01:41,670	00:23,404	00:26,969	00:23,750	00:27,547	228,17	09:50:48
8	01:41,706	00:23,534	00:26,818	00:23,807	00:27,547	228,17	09:52:29
9	01:48,614	00:23,575	00:28,285	00:28,626	00:28,128	225,00	09:54:18
10	PIT	00:23,628	00:27,082	00:24,348	00:33,732	228,17	09:56:07
11	05:50,561	04:28,374	00:27,746	00:26,253	00:28,188		10:01:57
12	01:42,628	00:23,618	00:27,316	00:24,006	00:27,688	226,57	10:03:40
13	01:41,761	00:23,403	00:26,998	00:23,848	00:27,512	226,57	10:05:22

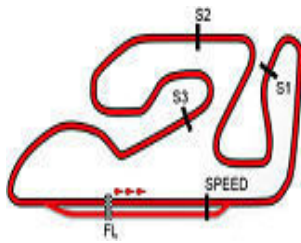
50	VOSTATEK, Ondrej CZE	NEW2 PROJECT TEAM P.Vmax: 3 T. Ideal: 01:36,514					
Lap Time	Sector 1	Sector 2	Sector 3	Sector 4	V.Max	Hour	
1	START	00:44,810	00:28,860	00:23,919	00:26,934		09:37:03
2	01:40,267	00:24,398	00:25,868	00:23,444	00:26,557	236,50	09:38:43
3	NULL	00:24,007	00:25,586	00:22,601	00:26,203	237,36	09:40:22
4	01:38,368	00:23,486	00:25,640	00:22,925	00:26,317	242,70	09:42:00
5	01:37,986	00:23,661	00:25,516	00:22,626	00:26,183	241,79	09:43:38
6	01:38,562	00:23,373	00:25,819	00:22,782	00:26,588	240,00	09:45:17
7	NULL	00:22,726	00:25,577	00:22,997	00:26,299	243,61	09:46:54
8	01:37,496	00:22,920	00:25,574	00:22,644	00:26,358	234,78	09:48:32
9	PIT	00:23,392	00:26,539	00:23,382	00:34,472	234,78	09:50:20
10	06:12,470	04:52,286	00:26,913	00:24,316	00:28,955		09:56:32
11	01:37,072	00:22,901	00:25,530	00:22,463	00:26,178	235,64	09:58:09
12	01:36,696	00:22,574	00:25,527	00:22,480	00:26,115	235,64	09:59:46
13	NULL	00:22,890	00:25,626	00:22,777	00:26,455	236,50	10:01:24
14	01:37,018	00:22,799	00:25,522	00:22,537	00:26,160	236,50	10:03:01
15	01:38,136	00:22,538	00:25,713	00:22,849	00:27,036	237,36	10:04:39
16	01:36,573	00:22,546	00:25,398	00:22,478	00:26,151	239,11	10:06:15

43	JESPERSEN, Simon DEN	YAMAHA TEAM SCANDINA P.Vmax: 7 T. Ideal: 01:36,449					
Lap Time	Sector 1	Sector 2	Sector 3	Sector 4	V.Max	Hour	
1	START	01:52,632	00:27,598	00:23,874	00:26,773		09:38:10
2	01:38,804	00:23,487	00:25,799	00:22,932	00:26,586	238,24	09:39:48
3	01:37,323	00:22,853	00:25,548	00:22,713	00:26,209	237,36	09:41:26
4	PIT	00:23,235	00:26,198	00:23,155	00:33,759	239,11	09:43:12
5	06:22,513	05:06,436	00:26,551	00:23,122	00:26,404		09:49:35
6	01:36,875	00:22,631	00:25,564	00:22,506	00:26,174	236,50	09:51:11
7	PIT	00:22,638	00:25,561	00:22,689	01:22,034	238,24	09:53:44
8	05:15,734	03:58,767	00:26,950	00:23,326	00:26,691		09:59:00
9	01:37,721	00:22,787	00:25,799	00:22,664	00:26,471	238,24	10:00:38
10	01:36,852	00:22,463	00:25,495	00:22,611	00:26,283	237,36	10:02:15
11	01:36,595	00:22,352	00:25,443	00:22,577	00:26,223	239,11	10:03:51
12	01:36,764	00:22,326	00:25,549	00:22,687	00:26,202	240,00	10:05:28

52	ERILL, Guillem ESP	ANDIFER RACING TEAM P.Vmax: 12 T. Ideal: 01:37,865					
Lap Time	Sector 1	Sector 2	Sector 3	Sector 4	V.Max	Hour	
1	START	01:05,180	00:28,193	00:24,334	00:27,446		09:37:24
2	01:42,506	00:23,975	00:26,881	00:24,228	00:27,422	237,36	09:39:06
3	NULL	00:23,407	00:26,712	00:23,625	00:27,142	234,78	09:40:47
4	NULL	00:23,342	00:26,597	00:23,478	00:27,187	233,94	09:42:28
5	PIT	00:24,082	00:27,017	00:24,784	00:32,499	232,26	09:44:16
6	NULL	05:51,050	00:26,887	00:23,546	00:26,878		09:51:25
7	01:39,065	00:23,040	00:26,250	00:23,182	00:26,593	230,60	09:53:04
8	01:38,640	00:22,899	00:26,136	00:23,023	00:26,582	230,60	09:54:42
9	01:38,240	00:22,710	00:25,886	00:23,040	00:26,604	233,94	09:56:20
10	01:38,155	00:22,692	00:25,893	00:22,995	00:26,575	229,79	09:57:59
11	PIT	00:23,388	00:26,384	00:23,314	00:31,728	236,50	09:59:43
12	02:44,059	01:27,370	00:26,500	00:23,242	00:26,947		10:02:28
13	01:38,631	00:22,712	00:25,971	00:23,007	00:26,941	230,60	10:04:06
14	01:37,868	00:22,583	00:25,889	00:22,894	00:26,502	233,09	10:05:44

47	VARGA, Tibor E. HUN	MDR COMPETICION P.Vmax: 24 T. Ideal: 01:39,649					
Lap Time	Sector 1	Sector 2	Sector 3	Sector 4	V.Max	Hour	
1	START	01:13,284	00:28,219	00:24,448	00:28,128		09:37:33
2	01:43,309	00:25,014	00:27,069	00:23,720	00:27,506	233,09	09:39:16
3	01:42,770	00:24,638	00:26,883	00:23,707	00:27,542	230,60	09:40:59
4	01:44,199	00:24,451	00:27,243	00:24,441	00:28,064	232,26	09:42:43
5	01:42,612	00:24,538	00:27,284	00:23,546	00:27,244	231,43	09:44:26
6	01:43,185	00:24,253	00:27,767	00:23,695	00:27,470	231,43	09:46:09
7	PIT	00:24,329	00:26,771	00:23,648	00:37,012	229,79	09:48:01
8	05:37,968	04:19,628	00:27,249	00:23,646	00:27,445		09:53:39
9	01:41,024	00:23,780	00:26,614	00:23,434	00:27,196	228,17	09:55:20
10	01:41,054	00:23,626	00:27,006	00:23,284	00:27,138	228,98	09:57:01
11	01:40,195	00:23,459	00:26,317	00:23,285	00:27,134	233,09	09:58:41
12	01:39,947	00:23,557	00:26,347	00:23,104	00:26,939	231,43	10:00:21

53	MALTERRE, Charly FRA	ILUSION RACING P.Vmax: 25 T. Ideal: 01:41,075					
Lap Time	Sector 1	Sector 2	Sector 3	Sector 4	V.Max	Hour	
1	START	03:51,992	00:28,374	00:25,204	00:28,082		09:40:12
2	01:42,952	00:24,472	00:27,061	00:23,995	00:27,424	228,17	09:41:55
3	NULL	00:24,275	00:26,831	00:23,792	00:27,416	228,17	09:43:38
4	01:42,606	00:23,827	00:26,787	00:23,767	00:28,225	232,26	09:45:20
5	01:42,026	00:24,026	00:26,710	00:23,777	00:27,513	229,79	09:47:02
6	PIT	00:24,229	00:27,240	00:24,258	00:33,180	229,79	09:48:51
7	NULL	06:52,376	00:27,155	00:24,631	00:27,575		09:57:03
8	01:41,467	00:23,724	00:26,492	00:23,828	00:27,423	229,79	09:58:44
9	01:51,439	00:26,691	00:30,168	00:24,786	00:29,794	228,98	10:00:36
10	01:41,263	00:23,762	00:26,529	00:23,556	00:27,416	229,79	10:02:17
11	01:41,173	00:23,665	00:26,490	00:23,611	00:27,407	230,60	10:03:58
12	01:41,318	00:23,782	00:26,548	00:23,624	00:27,364	230,60	10:05:40



Circuit Ricardo Tormo

CTO. ESBK 2023

ANALYSIS / SECTORS Ent.Cronometrado Supersport NG

57		MUÑOZ, Daniel		SP57 RACING TEAM			
ESP				P.Vmax: 17		T. Ideal: 01:36,618	
Lap	Time	Sector 1	Sector 2	Sector 3	Sector 4	V.Max	Hour
1	START	00:32,822	00:27,271	00:24,047	00:28,976		09:36:52
2	01:39,467	00:23,837	00:26,162	00:22,987	00:26,481	233,94	09:38:31
3	01:38,975	00:23,271	00:25,939	00:22,965	00:26,800	234,78	09:40:10
4	01:40,761	00:23,001	00:25,870	00:24,305	00:27,585	232,26	09:41:51
5	01:39,372	00:23,959	00:26,130	00:22,958	00:26,325	232,26	09:43:30
6	01:37,501	00:22,824	00:25,691	00:22,736	00:26,250	233,09	09:45:08
7	01:37,318	00:22,644	00:25,716	00:22,665	00:26,293	233,09	09:46:45
8	PIT	00:23,154	00:26,817	00:23,381	00:31,329	232,26	09:48:30
9	06:07,295	04:51,698	00:26,374	00:22,852	00:26,371		09:54:37
10	01:37,966	00:22,828	00:25,831	00:22,843	00:26,464	230,60	09:56:15
11	01:37,313	00:22,595	00:25,601	00:22,567	00:26,550	232,26	09:57:52
12	01:36,870	00:22,381	00:25,595	00:22,647	00:26,247	232,26	09:59:29
13	NULL	00:22,435	00:25,684	00:22,580	00:26,346	231,43	10:01:06
14	01:36,954	00:22,441	00:25,623	00:22,640	00:26,250	232,26	10:02:43
15	01:36,673	00:22,404	00:25,546	00:22,599	00:26,124	232,26	10:04:20
16	01:37,646	00:22,518	00:26,000	00:22,751	00:26,377	234,78	10:05:58

64		FABBRI, Davide		I+DENT RACING TEAM			
ITA				P.Vmax: 23		T. Ideal: 01:40,605	
Lap	Time	Sector 1	Sector 2	Sector 3	Sector 4	V.Max	Hour
1	START	00:36,749	00:28,261	00:24,728	00:27,760		09:36:56
2	01:43,408	00:25,089	00:27,238	00:23,700	00:27,381	225,00	09:38:40
3	01:42,173	00:24,619	00:26,903	00:23,410	00:27,241	226,57	09:40:22
4	01:41,961	00:24,188	00:26,662	00:23,568	00:27,543	230,60	09:42:04
5	PIT	00:24,344	00:28,461	00:24,216	00:37,375	227,37	09:43:58
6	09:24,784	08:05,431	00:27,445	00:23,792	00:28,116		09:53:23
7	01:41,343	00:23,715	00:26,861	00:23,592	00:27,175	226,57	09:55:04
8	01:41,175	00:23,768	00:26,724	00:23,403	00:27,280	226,57	09:56:45
9	01:41,267	00:23,856	00:26,859	00:23,345	00:27,207	227,37	09:58:27
10	01:41,059	00:23,677	00:26,629	00:23,384	00:27,369	225,00	10:00:08
11	NULL	00:26,532	00:30,011	00:26,165	00:28,622	225,00	10:01:59
12	01:44,720	00:26,458	00:27,369	00:23,554	00:27,339	225,78	10:03:44
13	01:40,642	00:23,461	00:26,630	00:23,340	00:27,211	225,00	10:05:24

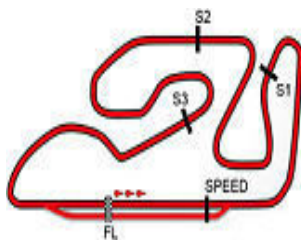
60		RUIVINHO, Isaac		TEAM MOTOCLUBE LOULÉ			
POR				P.Vmax: 32		T. Ideal: 01:43,954	
Lap	Time	Sector 1	Sector 2	Sector 3	Sector 4	V.Max	Hour
1	START	01:05,481	00:28,958	00:25,258	00:28,674		09:37:27
2	01:46,718	00:24,713	00:28,122	00:25,286	00:28,597	223,45	09:39:14
3	01:44,693	00:24,148	00:27,794	00:24,590	00:28,161	225,00	09:40:58
4	01:44,493	00:24,165	00:27,800	00:24,456	00:28,072	223,45	09:42:43
5	PIT	00:24,388	00:30,916	00:25,569	00:36,444	223,45	09:44:40
6	04:35,238	03:12,970	00:28,725	00:24,930	00:28,613		09:49:15
7	01:44,885	00:24,216	00:27,781	00:24,765	00:28,123	221,92	09:51:00
8	NULL	00:24,147	00:27,773	00:24,571	00:28,141	221,92	09:52:45
9	02:11,270	00:31,527	00:46,194	00:25,097	00:28,452	221,16	09:54:56
10	01:53,648	00:24,228	00:27,817	00:24,482	00:37,121	221,92	09:56:50
11	02:03,923	00:24,384	00:27,613	00:43,497	00:28,429	219,66	09:58:54
12	NULL	00:24,118	00:27,661	00:24,525	00:28,237	224,22	10:00:38
13	01:44,270	00:23,940	00:27,600	00:24,475	00:28,255	225,78	10:02:23
14	NULL	00:23,846	00:27,580	00:28,969	00:28,969	224,22	10:04:42
15	01:45,063	00:24,054	00:28,120	00:24,597	00:28,292	225,00	10:06:27

67		VALLE, Carlos		YAMAHA GV STRATOS			
ESP				P.Vmax: 12		T. Ideal: 01:36,655	
Lap	Time	Sector 1	Sector 2	Sector 3	Sector 4	V.Max	Hour
1	START	00:44,186	00:28,797	00:24,167	00:26,888		09:37:03
2	01:39,686	00:24,223	00:26,163	00:22,908	00:26,392	229,79	09:38:42
3	01:39,021	00:23,436	00:25,697	00:23,122	00:26,766	230,60	09:40:21
4	01:38,594	00:23,401	00:25,908	00:22,937	00:26,348	232,26	09:42:00
5	01:48,050	00:23,444	00:31,951	00:25,806	00:26,849	231,43	09:43:48
6	NULL	00:23,292	00:25,684	00:22,601	00:26,293	231,43	09:45:26
7	PIT	00:26,085	00:26,995	00:23,727	00:32,931	231,43	09:47:16
8	06:06,296	04:47,138	00:27,025	00:24,321	00:27,812		09:53:22
9	NULL	00:22,824	00:25,621	00:22,495	00:26,071	229,79	09:54:59
10	NULL	00:22,743	00:25,939	00:22,901	00:26,426	230,60	09:56:37
11	PIT	00:27,667	00:26,749	00:23,355	00:34,490	231,43	09:58:29
12	04:23,831	03:07,140	00:26,130	00:24,152	00:26,409		10:02:53
13	01:37,044	00:22,684	00:25,486	00:22,414	00:26,460	231,43	10:04:30
14	01:38,549	00:23,131	00:26,218	00:22,657	00:26,543	237,36	10:06:09

61		GARCIA, Iker		ARCO YAMAHA MOTOR U.			
ESP				P.Vmax: 17		T. Ideal: 01:40,234	
Lap	Time	Sector 1	Sector 2	Sector 3	Sector 4	V.Max	Hour
1	START	00:41,177	00:31,126	00:25,587	00:27,827		09:37:04
2	01:43,951	00:25,257	00:27,229	00:24,045	00:27,420	231,43	09:38:48
3	NULL	00:24,530	00:26,916	00:24,575	00:27,807	231,43	09:40:32
4	01:42,049	00:24,265	00:26,879	00:23,676	00:27,229	232,26	09:42:14
5	01:44,101	00:25,096	00:27,846	00:23,781	00:27,378	230,60	09:43:58
6	01:41,380	00:23,789	00:26,842	00:23,573	00:27,176	231,43	09:45:40
7	01:42,272	00:24,072	00:27,214	00:23,776	00:27,210	231,43	09:47:22
8	NULL	00:23,447	00:26,724	00:23,558	00:27,035	231,43	09:49:03
9	PIT	00:24,835	00:26,664	00:23,800	00:34,471	232,26	09:50:52
10	07:00,403	05:39,530	00:29,153	00:24,126	00:27,594		09:57:53
11	01:41,049	00:23,615	00:26,971	00:23,494	00:26,969	234,78	09:59:34
12	01:43,661	00:23,781	00:26,686	00:23,283	00:29,911	232,26	10:01:18
13	01:40,416	00:23,506	00:26,633	00:23,299	00:26,978	232,26	10:02:58
14	01:40,672	00:23,360	00:26,622	00:23,577	00:27,113	233,94	10:04:39
15	01:40,773	00:23,597	00:26,664	00:23,463	00:27,049	231,43	10:06:19

73		GUARNIERI, Alessio		I+DENT RACING TEAM			
ITA				P.Vmax: 27		T. Ideal: 01:41,191	
Lap	Time	Sector 1	Sector 2	Sector 3	Sector 4	V.Max	Hour
1	START	00:51,210	00:29,149	00:24,419	00:28,248		09:37:12
2	01:45,806	00:25,083	00:28,413	00:24,446	00:27,864	226,57	09:38:57
3	PIT	00:24,617	00:28,268	00:24,208	00:36,428	229,79	09:40:51
4	07:18,051	05:56,737	00:29,027	00:24,313	00:27,974		09:48:09
5	PIT	00:28,913	00:29,810	00:27,144	00:34,213	226,57	09:50:09
6	05:35,228	04:15,064	00:28,021	00:24,061	00:28,082		09:55:44
7	NULL	00:24,424	00:27,457	00:23,769	00:27,736	228,17	09:57:28
8	01:42,236	00:23,698	00:27,284	00:23,754	00:27,500	227,37	09:59:10
9	01:41,444	00:23,568	00:26,922	00:23,468	00:27,486	230,60	10:00:51
10	NULL	00:23,605	00:27,105	00:23,523	00:27,485	228,98	10:02:33
11	01:45,840	00:26,268	00:27,410	00:23,968	00:28,194	229,79	10:04:19
12	01:41,191	00:23,395	00:26,909	00:23,460	00:27,427	228,17	10:06:00

76		GIRAL, Julian		LA SCUADERIA- DUCATI			
ESP				P.Vmax: 5		T. Ideal: 01:36,454	
Lap	Time	Sector 1	Sector 2	Sector 3	Sector 4	V.Max	Hour
1	START	00:45,412	00:28,859	00:24,384	00:27,059		09:37:04
2	01:40,513	00:24,523	00:26,405	00:23,145	00:26,440	238,24	09:38:45
3	01:39,268	00:23,915	00:26,135	00:22,947	00:26,271	240,00	09:40:24
4	PIT	00:23,845	00:26,070	00:22,924	00:34,704	240,00	09:42:12
5	04:27,576	03:10,363	00:27,267	00:23,554	00:26,392		09:46:39



Circuit Ricardo Tormo

CTO. ESBK 2023

ANALYSIS / SECTORS Ent.Cronometrado Supersport NG

6	01:37,825	00:23,430	00:25,758	00:22,542	00:26,095	240,00	09:48:17
7	01:37,757	00:23,030	00:25,768	00:22,689	00:26,270	239,11	09:49:55
8	01:37,459	00:22,867	00:25,681	00:22,807	00:26,104	242,70	09:51:32
9	PIT	00:22,942	00:26,205	00:23,257	00:35,844	235,64	09:53:21
10	04:33,819	03:17,537	00:26,974	00:23,086	00:26,222		09:57:54
11	NULL	00:22,672	00:25,801	00:22,585	00:27,342	240,89	09:59:33
12	01:36,462	00:22,498	00:25,465	00:22,550	00:25,949	238,24	10:01:09
13	01:36,793	00:22,514	00:25,545	00:22,625	00:26,109	240,89	10:02:46
14	01:36,913	00:22,560	00:25,604	00:22,681	00:26,068	239,11	10:04:23
15	01:45,334	00:24,725	00:28,481	00:24,068	00:28,060	238,24	10:06:08

81	SANTOS, Joan	YAMAHA GV STRATOS					
	ESP	P.Vmax: 17 T. Ideal: 01:39,717					
Lap	Time	Sector 1	Sector 2	Sector 3	Sector 4	V.Max	Hour
1	START	01:00,093	00:29,244	00:25,437	00:28,901		09:37:22
2	01:44,527	00:25,175	00:26,996	00:24,343	00:28,013	229,79	09:39:07
3	01:43,149	00:24,398	00:27,277	00:24,008	00:27,466	234,78	09:40:50
4	01:42,342	00:24,111	00:26,840	00:24,001	00:27,390	230,60	09:42:32
5	01:42,399	00:24,253	00:26,794	00:24,061	00:27,291	229,79	09:44:15
6	NULL	00:24,083	00:26,452	00:23,684	00:27,117	229,79	09:45:56
7	PIT	00:23,999	00:26,729	00:24,032	00:35,737	228,98	09:47:47
8	07:05,448	05:47,750	00:27,121	00:23,568	00:27,009		09:54:52
9	01:40,547	00:23,692	00:26,287	00:23,432	00:27,136	229,79	09:56:33
10	01:39,745	00:23,389	00:26,177	00:23,275	00:26,904	228,98	09:58:12
11	01:40,249	00:23,428	00:26,172	00:23,466	00:27,183	227,37	09:59:53
12	PIT	00:23,542	00:26,670	00:23,579	00:33,582	228,98	10:01:40
13	02:53,251	01:33,920	00:28,227	00:23,818	00:27,286		10:04:33
14	01:40,535	00:23,366	00:26,577	00:23,513	00:27,079	228,98	10:06:14

84	RIVERA, Juan E.	TEAM ANDIFER RACING					
	COL	P.Vmax: 27 T. Ideal: 01:38,901					
Lap	Time	Sector 1	Sector 2	Sector 3	Sector 4	V.Max	Hour
1	START	01:35,481	00:28,023	00:24,219	00:27,757		09:37:54
2	PIT	00:26,256	00:26,760	00:23,662	00:35,513	226,57	09:39:46
3	09:48,626	08:32,388	00:26,474	00:23,160	00:26,604		09:49:35
4	01:39,476	00:23,651	00:26,055	00:23,065	00:26,705	230,60	09:51:14
5	01:41,008	00:24,737	00:26,337	00:23,054	00:26,880	228,17	09:52:55
6	01:47,403	00:23,847	00:26,590	00:27,889	00:29,077	228,17	09:54:43
7	01:39,627	00:23,447	00:26,185	00:23,106	00:26,889	228,17	09:56:22
8	PIT	00:28,772	00:31,268	00:28,943	00:37,134	227,37	09:58:29
9	02:39,088	01:21,485	00:27,546	00:23,218	00:26,839		10:01:08
10	01:39,394	00:23,517	00:26,143	00:23,044	00:26,690	228,17	10:02:47
11	01:39,162	00:23,290	00:26,102	00:23,005	00:26,765	228,98	10:04:26
12	01:39,229	00:23,319	00:26,135	00:22,952	00:26,823	228,17	10:06:05

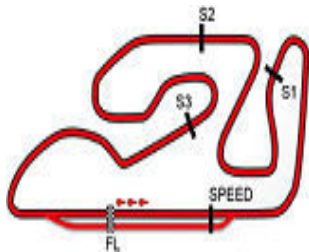
88	CATALA, Alex	P.Vmax: 33 T. Ideal: 01:47,226					
	ESP						
Lap	Time	Sector 1	Sector 2	Sector 3	Sector 4	V.Max	Hour
1	PIT	01:14,710	00:33,148	00:29,413	00:40,023		09:37:56
2	08:41,484	07:13,660	00:30,656	00:27,528	00:29,640		09:46:37
3	01:49,559	00:26,116	00:28,574	00:25,089	00:29,780	209,71	09:48:27
4	01:48,381	00:26,054	00:28,521	00:24,818	00:28,988	210,39	09:50:15
5	01:47,720	00:25,516	00:28,473	00:24,759	00:28,972	209,03	09:52:03
6	01:47,944	00:25,432	00:28,675	00:24,778	00:29,059	208,36	09:53:51
7	PIT	00:25,222	00:28,323	00:24,787	00:36,145	207,69	09:55:46
8	05:58,194	04:33,001	00:29,894	00:25,598	00:29,701		10:01:44
9	01:47,738	00:25,272	00:28,517	00:24,914	00:29,035	208,36	10:03:31
10	01:47,676	00:25,172	00:28,472	00:24,867	00:29,165	210,39	10:05:19

90	AL THANI, Jassim G.	VRC TEAM					
	QAT	P.Vmax: 30 T. Ideal: 01:41,319					
Lap	Time	Sector 1	Sector 2	Sector 3	Sector 4	V.Max	Hour
1	START	00:54,172	00:28,128	00:23,983	00:27,726		09:37:13
2	01:44,108	00:24,633	00:27,803	00:24,083	00:27,589	221,92	09:38:57
3	01:43,694	00:24,630	00:27,385	00:23,914	00:27,765	221,92	09:40:40
4	01:42,457	00:24,268	00:27,124	00:23,722	00:27,343	226,57	09:42:23
5	01:42,540	00:23,895	00:27,410	00:23,751	00:27,484	226,57	09:44:05
6	01:42,419	00:23,899	00:26,999	00:23,932	00:27,589	225,00	09:45:48
7	01:42,365	00:23,981	00:27,051	00:23,830	00:27,503	222,68	09:47:30
8	PIT	00:27,710	00:30,604	00:26,453	00:40,870	221,92	09:49:36
9	07:16,454	05:57,298	00:27,506	00:23,965	00:27,685		09:56:52
10	01:42,051	00:23,831	00:26,851	00:23,609	00:27,760	222,68	09:58:34
11	01:41,702	00:23,597	00:26,963	00:23,689	00:27,453	224,22	10:00:16
12	01:41,955	00:23,747	00:26,828	00:23,551	00:27,829	225,00	10:01:58
13	PIT	00:23,717	00:27,509	00:24,044	00:37,829	228,17	10:03:51

91	JIMENEZ, Borja	TEAM SPEED RACING					
	ESP	P.Vmax: 2 T. Ideal: 01:36,738					
Lap	Time	Sector 1	Sector 2	Sector 3	Sector 4	V.Max	Hour
1	START	02:40,541	00:28,509	00:24,338	00:27,189		09:38:59
2	01:40,994	00:23,810	00:26,803	00:23,458	00:26,923	240,89	09:40:40
3	01:39,252	00:23,183	00:26,365	00:23,281	00:26,423	242,70	09:42:19
4	PIT	00:26,927	00:28,695	00:24,166	00:33,311	244,53	09:44:13
5	11:36,730	10:19,051	00:27,318	00:23,662	00:26,699		09:55:49
6	01:38,324	00:22,704	00:26,144	00:22,940	00:26,536	240,89	09:57:28
7	01:37,855	00:22,412	00:26,209	00:22,940	00:26,294	241,79	09:59:05
8	01:37,602	00:22,093	00:25,919	00:23,340	00:26,250	243,61	10:00:43
9	01:46,986	00:30,635	00:26,810	00:23,184	00:26,357	244,53	10:02:30
10	01:37,064	00:22,204	00:25,815	00:22,713	00:26,332	243,61	10:04:07
11	01:36,966	00:22,164	00:25,877	00:22,808	00:26,117	241,79	10:05:44

92	ROIG, Nil	MOTAP RACING TEAM					
	ESP	P.Vmax: 34 T. Ideal: 01:57,052					
Lap	Time	Sector 1	Sector 2	Sector 3	Sector 4	V.Max	Hour
1	PIT	00:35,367	00:27,535	00:27,840	00:37,090		09:37:06
2	PIT	04:57,187	00:27,565	00:24,010	00:32,376		09:43:28
3	PIT	02:56,299	00:26,694	00:23,307	00:31,684		09:47:46

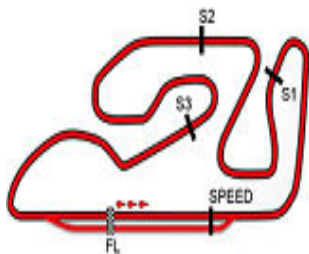
94	GARCIA, Marco	EASYRACE TEAM					
	ESP	P.Vmax: 10 T. Ideal: 01:39,610					
Lap	Time	Sector 1	Sector 2	Sector 3	Sector 4	V.Max	Hour
1	START	00:44,108	00:29,477	00:24,907	00:28,417		09:37:06
2	01:45,958	00:25,294	00:28,090	00:24,517	00:28,057	228,98	09:38:52
3	01:43,476	00:24,549	00:27,446	00:24,125	00:27,356	226,57	09:40:35
4	NULL	00:23,827	00:27,183	00:23,907	00:27,412	231,43	09:42:17
5	01:41,240	00:23,569	00:26,889	00:23,648	00:27,134	238,24	09:43:59
6	01:41,397	00:23,801	00:26,989	00:23,511	00:27,096	230,60	09:45:40
7	01:41,151	00:23,593	00:26,779	00:23,757	00:27,022	235,64	09:47:21
8	01:40,724	00:23,279	00:26,708	00:23,691	00:27,046	233,09	09:49:02
9	PIT	00:23,978	00:28,309	00:24,443	00:38,158	233,09	09:50:57
10	04:26,615	03:07,777	00:27,658	00:23,919	00:27,261		09:55:23
11	01:40,612	00:23,413	00:26,723	00:23,449	00:27,027	233,94	09:57:04
12	NULL	00:23,335	00:26,445	00:23,538	00:27,053	233,94	09:58:44
13	01:40,289	00:23,238	00:26,678	00:23,452	00:26,921	233,94	10:00:25
14	01:39,987	00:23,128	00:26,662	00:23,370	00:26,827	233,94	10:02:05
15	01:39,906	00:23,165	00:26,576	00:23,388	00:26,777	232,26	10:03:45
16	01:40,192	00:23,018	00:26,600	00:23,567	00:27,007	234,78	10:05:25



Circuit Ricardo Tormo
CTO. ESBK 2023

Velocidades máximas Ent.Cronometrado Supersport NG

Nombre	Equipo/Club	Vehículo	Mejores 5 velocidades máximas					Media	Max.
4	FERNANDEZ, Eric	TEAM SPEED RACING	247,3	247,3	245,5	245,5	243,6	245,8	247,3
91	JIMENEZ, Borja	TEAM SPEED RACING	244,5	244,5	243,6	243,6	242,7	243,8	244,5
50	VOSTATEK, Ondrej	NEW2 PROJECT TEAM YAMAHA	243,6	242,7	241,8	240,0	239,1	241,4	243,6
21	MIHAILA, Demis	MOTOXRACING TEAM YAMAHA	243,6	241,8	241,8	240,9	240,0	241,6	243,6
76	GIRAL, Julian	LA SCUDERIA- DUCATI	242,7	240,9	240,9	240,0	240,0	240,9	242,7
25	VERDOIA, Andy	ARCO YAMAHA MOTOR U. YAMAHA	242,7	240,0	238,2	238,2	238,2	239,5	242,7
43	JESPERSEN, Simon	YAMAHA TEAM SCANDINA YAMAHA	240,0	239,1	239,1	238,2	238,2	238,9	240,0
19	DIAZ, Joan	I+DENT RACING TEAM YAMAHA	239,1	238,2	237,4	237,4	236,5	237,7	239,1
8	AL-QUBAISI, Abdulla N.	ANDOTRANS TEAM YAMAHA	239,1	232,3	232,3	230,6	228,2	232,5	239,1
11	SCHULTZ, Jared Karl	ASAPMOTORSPORT YAMAHA	238,2	236,5	235,6	234,8	234,8	236,0	238,2
94	GARCIA, Marco	EASYRACE TEAM YAMAHA	238,2	235,6	234,8	233,9	233,9	235,3	238,2
67	VALLE, Carlos	YAMAHA GV STRATOS YAMAHA	237,4	232,3	231,4	231,4	231,4	232,8	237,4
52	ERILL, Guillem	ANDIFER RACING TEAM	237,4	236,5	234,8	233,9	233,9	235,3	237,4
7	ROCCA, Manuel	ZIVI MOTOR CORSE YAMAHA	236,5	234,8	231,4	231,4	231,4	233,1	236,5
26	RUIZ, Francisco J.	MDR COMPETICION YAMAHA	235,6	232,3	232,3	231,4	230,6	232,4	235,6
18	PARRILLA, Cesar	FAU55 RACING - FAMIL YAMAHA	235,6	235,6	234,8	234,8	234,8	235,1	235,6
61	GARCIA, Iker	ARCO YAMAHA MOTOR U. YAMAHA	234,8	233,9	232,3	232,3	232,3	233,1	234,8
57	MUÑOZ, Daniel	SP57 RACING TEAM YAMAHA	234,8	234,8	233,9	233,1	233,1	233,9	234,8
37	GONZALEZ, Mauro	YAMAHA GV STRATOS YAMAHA	234,8	233,9	232,3	232,3	232,3	233,1	234,8
17	ROMERO, Ruben	ILUSION RACING YAMAHA	234,8	234,8	233,9	233,9	233,1	234,1	234,8
14	TINKER, Corey	EASYRACE TEAM YAMAHA	234,8	233,9	233,9	232,3	231,4	233,3	234,8
81	SANTOS, Joan	YAMAHA GV STRATOS YAMAHA	234,8	230,6	229,8	229,8	229,8	230,9	234,8
47	VARGA, Tibor E.	MDR COMPETICION YAMAHA	233,1	233,1	232,3	232,3	231,4	232,4	233,1
9	DEL OLMO, Javier	KAWASAKI PALMETO PL KAWASAKI	232,3	231,4	230,6	230,6	229,8	230,9	232,3
53	MALTERRE, Charly	ILUSION RACING YAMAHA	232,3	230,6	230,6	229,8	229,8	230,6	232,3
64	FABBRI, Davide	I+DENT RACING TEAM YAMAHA	230,6	227,4	227,4	226,6	226,6	227,7	230,6
84	RIVERA, Juan E.	TEAM ANDIFER RACING YAMAHA	230,6	229,0	228,2	228,2	228,2	228,8	230,6
73	GUARNIERI, Alessio	I+DENT RACING TEAM YAMAHA	230,6	229,8	229,8	229,0	228,2	229,5	230,6
38	NESBAKKEN, Ola	YAMAHA TEAM SCANDINA YAMAHA	229,8	229,8	228,2	228,2	228,2	228,8	229,8
90	AL THANI, Jassim G.	VRC TEAM YAMAHA	228,2	226,6	226,6	225,0	225,0	226,3	228,2
23	ROCHA, Diego	YAMAHA GV STRATOS YAMAHA	227,4	227,4	227,4	226,6	225,0	226,7	227,4
60	RUIVINHO, Isaac	TEAM MOTOCLUBE KAWASAKI	225,8	225,0	225,0	224,2	224,2	224,8	225,8
88	CATALA, Alex		210,4	210,4	209,7	209,0	208,4	209,6	210,4
92	ROIG, Nil	MOTAP RACING TEAM YAMAHA							



Circuit Ricardo Tormo
CTO. ESBK 2023

Mejores vueltas Ent.Cronometrado Supersport NG

Número	Nombre	Equipo/Club	Vehículo	Mejores vueltas					Media
				1	2	3	4	5	
4	FERNANDEZ, Eric	TEAM SPEED RACING		01:35,974	01:36,455	01:36,557	01:37,532	01:38,690	01:37,041
25	VERDOIA, Andy	ARCO YAMAHA MOTOR U. YAMAHA		01:35,977	01:36,032	01:36,392	01:36,547	01:36,548	01:36,299
76	GIRAL, Julian	LA SCUDERIA- DUCATI		01:36,462	01:36,793	01:36,913	01:37,459	01:37,757	01:37,076
50	VOSTATEK, Ondrej	NEW2 PROJECT TEAM YAMAHA		01:36,573	01:36,696	01:37,018	01:37,072	01:37,496	01:36,971
43	JESPERSEN, Simon	YAMAHA TEAM SCANDINA YAMAHA		01:36,595	01:36,764	01:36,852	01:36,875	01:37,323	01:36,881
57	MUÑOZ, Daniel	SP57 RACING TEAM YAMAHA		01:36,673	01:36,870	01:36,954	01:37,045	01:37,313	01:36,971
91	JIMENEZ, Borja	TEAM SPEED RACING		01:36,966	01:37,064	01:37,602	01:37,855	01:38,324	01:37,562
67	VALLE, Carlos	YAMAHA GV STRATOS YAMAHA		01:37,011	01:37,044	01:37,870	01:38,009	01:38,549	01:37,696
21	MIHAILA, Demis	MOTOXRACING TEAM YAMAHA		01:37,153	01:37,290	01:37,542	01:39,320	01:39,410	01:38,143
37	GONZALEZ, Mauro	YAMAHA GV STRATOS YAMAHA		01:37,507	01:37,775	01:38,109	01:38,149	01:38,168	01:37,941
52	ERILL, Guillem	ANDIFER RACING TEAM		01:37,868	01:38,155	01:38,240	01:38,631	01:38,640	01:38,306
11	SCHULTZ, Jared Karl	ASAPMOTORSPORT YAMAHA		01:37,952	01:38,046	01:38,071	01:38,093	01:38,149	01:38,062
19	DIAZ, Joan	I+DENT RACING TEAM YAMAHA		01:38,225	01:38,813	01:38,859	01:39,783	01:39,901	01:39,116
26	RUIZ, Francisco J.	MDR COMPETICION YAMAHA		01:38,466	01:38,895	01:38,920	01:39,109	01:39,109	01:38,899
7	ROCCA, Manuel	ZIVI MOTOR CORSE YAMAHA		01:38,845	01:39,079	01:39,143	01:39,163	01:39,202	01:39,086
18	PARRILLA, Cesar	FAU55 RACING - FAMIL YAMAHA		01:38,955	01:39,113	01:39,343	01:39,426	01:39,614	01:39,290
14	TINKER, Corey	EASYRACE TEAM YAMAHA		01:38,960	01:39,416	01:39,479	01:39,663	01:39,736	01:39,450
17	ROMERO, Ruben	ILUSION RACING YAMAHA		01:38,979	01:39,229	01:39,382	01:40,770	01:41,397	01:39,951
84	RIVERA, Juan E.	TEAM ANDIFER RACING YAMAHA		01:39,162	01:39,229	01:39,394	01:39,476	01:39,627	01:39,377
81	SANTOS, Joan	YAMAHA GV STRATOS YAMAHA		01:39,745	01:40,249	01:40,535	01:40,547	01:41,336	01:40,482
8	AL-QUBAIS, Abdulla N.	ANDOTRANS TEAM YAMAHA		01:39,862	01:40,800	01:40,822	01:41,809	07:51,765	02:55,011
94	GARCIA, Marco	EASYRACE TEAM YAMAHA		01:39,906	01:39,987	01:40,192	01:40,289	01:40,371	01:40,149
47	VARGA, Tibor E.	MDR COMPETICION YAMAHA		01:39,947	01:39,961	01:40,158	01:40,195	01:41,024	01:40,257
61	GARCIA, Iker	ARCO YAMAHA MOTOR U. YAMAHA		01:40,416	01:40,672	01:40,764	01:40,773	01:41,049	01:40,734
64	FABBRI, Davide	I+DENT RACING TEAM YAMAHA		01:40,642	01:41,059	01:41,175	01:41,267	01:41,343	01:41,097
53	MALTERRE, Charly	ILUSION RACING YAMAHA		01:41,173	01:41,263	01:41,318	01:41,467	01:42,026	01:41,449
73	GUARNIERI, Alessio	I+DENT RACING TEAM YAMAHA		01:41,191	01:41,444	01:41,718	01:42,236	01:43,386	01:41,995
38	NESBAKKEN, Ola	YAMAHA TEAM SCANDINA YAMAHA		01:41,670	01:41,706	01:41,761	01:41,856	01:42,007	01:41,800
90	AL THANI, Jassim G.	VRC TEAM YAMAHA		01:41,702	01:41,955	01:42,051	01:42,365	01:42,419	01:42,098
23	ROCHA, Diego	YAMAHA GV STRATOS YAMAHA		01:42,501	01:42,540	01:42,601	01:43,059	01:43,180	01:42,776
9	DEL OLMO, Javier	KAWASAKI PALMETO PL KAWASAKI		01:42,572	01:42,631	01:43,142	01:43,168	01:43,179	01:42,938
60	RUIVINHO, Isaac	TEAM MOTOCLUBE KAWASAKI		01:44,270	01:44,493	01:44,541	01:44,632	01:44,693	01:44,525
88	CATALA, Alex			01:47,676	01:47,720	01:47,738	01:47,944	01:48,381	01:47,891