

13 Y 14 DE MAYO
CIRCUIT RICARDO TORMO

CTO. ESBK 2023

MAY 13th 14th

Laps: 13

Circuit Ricardo Tormo
Length: 4005 metros

Results

Carrera 1 SS300

Pos.	N. Rider	Team	Motorcycle	Nat.	Laps	Time	Best Lap	iL	Gap	Interval	Speed	Tyr.	Pt. Cat.
1	37 PEREZ, Jose Luis	CHINA RACING TEAM		ESP	13	23:31,800	01:47,516	8			132,76	Pirelli25	
2	33 SANCHEZ, Gonzalo	ARCO MOTOR UNIVERSIT	YAMAHA	ESP	13	23:31,811	01:47,121	8	00:00,011	00:00,011	132,76	Pirelli20	
3	62 TRIAS, Blai	ILUSION RACING	KAWASAKI	ESP	13	23:31,897	01:47,541	8	00:00,097	00:00,086	132,75	Pirelli6	K
4	79 ALONSO, Tomas M.	QUARESMA RACING TEAM	KAWASAKI	POR	13	23:32,481	01:47,131	8	00:00,681	00:00,584	132,7	Pirelli3	K
5	61 HIDALGO, Uriel	DEZA - BOX 77 RACING	KAWASAKI	ESP	13	23:32,602	01:47,509	9	00:00,802	00:00,121	132,69	Pirelli1	K
6	55 CALATAYUD, Unai	ARCO MOTOR UNIVERSIT	YAMAHA	ESP	13	23:32,668	01:47,193	8	00:00,868	00:00,066	132,68	Pirelli0	
7	47 TORRES, Antonio	DEZA-BOX 77 RACING T	KAWASAKI	ESP	13	23:32,938	01:47,565	9	00:01,138	00:00,270	132,66	Pirelli9	K
8	26 OCETE, Daniel	I+DENT JUNIOR RACING	YAMAHA	ESP	13	23:42,547	01:47,802	10	00:10,747	00:09,609	131,76	Pirelli8	
9	35 FLEMING, Varis	MOTAP RACING TEAM	KAWASAKI	AUS	13	23:42,901	01:48,333	3	00:11,101	00:00,059	131,73	Pirelli7	K
10	71 BOLAÑO, Ivan	DEZA - BOX 77 RACING	KAWASAKI	ESP	13	23:42,842	01:47,693	5	00:11,042	00:00,295	131,73	Pirelli6	K
11	76 DIAS, Gonçalo	VRC TEAM	KAWASAKI	POR	13	23:44,847	01:48,088	2	00:13,047	00:01,946	131,55	Pirelli5	K
12	92 AZNAR, Joel	ILUSION RACING	KAWASAKI	ESP	13	23:45,496	01:47,950	12	00:13,696	00:00,649	131,49	Pirelli4	K
13	32 VALENTE Rodrigo	ILUSION RACING	KAWASAKI	POR	13	23:47,041	01:48,590	6	00:15,241	00:01,545	131,34	Pirelli3	K
14	73 NAKAMURA, Ryunosuke	MDR COMPETICIÓN	YAMAHA	JPN	13	23:56,836	01:49,100	8	00:25,036	00:09,795	130,45	Pirelli2	
15	21 DA SILVA, Rafael	K. PL RACING JUNIOR	KAWASAKI	BRA	13	23:57,073	01:49,111	9	00:25,273	00:00,237	130,43	Pirelli1	K
16	99 ZHAN, Junhao	CHINA RACING TEAM		CHN	13	23:57,945	01:49,204	9	00:26,145	00:00,872	130,35	Pirelli	
17	23 RAPOSEIRAS, Jordi	ALMA RACING	KAWASAKI	AND	13	23:59,903	01:48,753	8	00:28,103	00:01,958	130,17	Pirelli	K
18	10 DE SOUSA, F.	VRC TEAM	KAWASAKI	POR	13	24:00,328	01:49,149	9	00:28,528	00:00,425	130,13	Pirelli	K
19	44 COVARRUBIAS, Adrian	PM MOTORSPORT- BULTA	KAWASAKI	ESP	13	24:00,715	01:49,289	9	00:28,915	00:00,387	130,1	Pirelli	K
20	16 LIRA, Elmer Joel	MOTAP RACING TEAM	KAWASAKI	CRC	13	24:10,907	01:49,451	8	00:39,107	00:10,192	129,18	Pirelli	K
21	2 RIVERA, Natalia	I+DENT JUNIOR RACING	YAMAHA	ESP	13	24:13,996	01:49,346	8	00:42,196	00:03,089	128,91	Pirelli	
22	48 EUGENIO, Martim A.	TEAM MOTOCLUBE LOULÉ	KAWASAKI	POR	13	24:14,122	01:50,304	7	00:42,322	00:00,126	128,9	Pirelli	K
NO CLASIFICADOS													
.	18 MUÑOZ, Ivan	DEZA - BOX 77 RACING	KAWASAKI	ESP	12	21:43,354	01:47,267	5	-1 Lap	-1 Lap	132,75	Pirelli	K
.	80 RENDE, Cameron	MOTAP RACING TEAM	KAWASAKI	AUS	2	03:45,355	01:48,897	2	-11 Lap	-10 Lap	127,96	Pirelli	K

#71 Sanción de una posición en carrera por Track Limits Última vuelta
#92 #23 3 Seg. en carrera por acumulación de Track Limits
Best Lap: Rider 33 - SANCHEZ, Gonzalo - Time: 01:47,121 at 134,60 Km/h

Circuit Ricardo Tormo

Final Official

Provisional Official

Length: 4005 Hour: 14:50:00

JURY:

Hour:

C.of the Course:

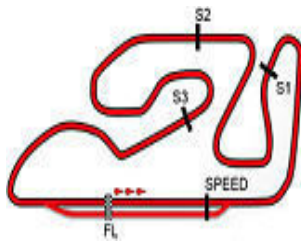
Hour:

13/05/2023

C.Timekeeper:

Hour:





Circuit Ricardo Tormo

CTO. ESBK 2023

ANALYSIS / SECTORS Carrera 1 SS300

Table for rider RIVERA, Natalia (ESP) from I+DENT JUNIOR RACING. Includes lap times and sector data for laps 1-13.

Table for rider DA SILVA, Rafael (BRA) from K. PL RACING JUNIOR. Includes lap times and sector data for laps 6-12.

Table for rider DE SOUSA, F. (POR) from VRC TEAM. Includes lap times and sector data for laps 1-13.

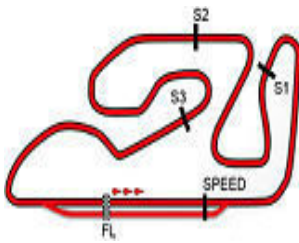
Table for rider RAPOSEIRAS, Jordi (AND) from ALMA RACING. Includes lap times and sector data for laps 7-13.

Table for rider LIRA, Elmer Joel (CRC) from MOTAP RACING TEAM. Includes lap times and sector data for laps 1-13.

Table for rider OCETE, Daniel (ESP) from I+DENT JUNIOR RACING. Includes lap times and sector data for laps 1-13.

Table for rider MUÑOZ, Ivan (ESP) from DEZA - BOX 77 RACING. Includes lap times and sector data for laps 1-5.





Circuit Ricardo Tormo

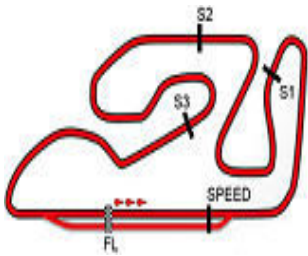
CTO. ESBK 2023

ANALYSIS / SECTORS Carrera 1 SS300

80		RENDE, Cameron		MOTAP RACING TEAM			
AUS				P.Vmax: 1		T. Ideal: 01:48,897	
Lap	Time	Sector 1	Sector 2	Sector 3	Sector 4	V.Max	Hour
1	FIRST LAP	00:32,501	00:28,942	00:25,124	00:29,891	145,62	14:53:03
2	01:48,897	00:25,531	00:28,685	00:24,952	00:29,729	187,83	14:54:52

92		AZNAR, Joel		ILUSION RACING			
ESP				P.Vmax: 2		T. Ideal: 01:47,684	
Lap	Time	Sector 1	Sector 2	Sector 3	Sector 4	V.Max	Hour
1	FIRST LAP	00:32,563	00:28,810	00:25,040	00:29,970	143,05	14:53:03
2	01:48,866	00:25,756	00:28,432	00:24,860	00:29,818	187,28	14:54:52
3	01:49,065	00:25,896	00:28,319	00:24,862	00:29,988	182,02	14:56:41
4	01:48,695	00:25,682	00:28,244	00:24,814	00:29,955	176,57	14:58:30
5	01:48,971	00:25,688	00:28,367	00:24,887	00:30,029	176,09	15:00:19
6	01:49,150	00:26,258	00:28,380	00:24,713	00:29,799	173,73	15:02:08
7	01:49,063	00:25,538	00:28,315	00:24,783	00:30,427	180,00	15:03:57
8	01:48,805	00:25,773	00:28,265	00:24,761	00:30,006	174,19	15:05:46
9	01:49,176	00:25,732	00:28,473	00:24,678	00:30,293	172,34	15:07:35
10	01:48,177	00:25,535	00:28,032	00:24,627	00:29,983	178,51	15:09:23
11	01:49,477	00:26,279	00:28,208	00:24,968	00:30,022	177,05	15:11:13
12	01:47,950	00:25,279	00:27,979	00:24,793	00:29,899	179,50	15:13:01
13	01:48,718	00:25,904	00:28,042	00:24,701	00:30,071	173,73	15:14:49

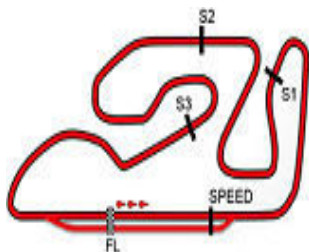
99		ZHAN, Junhao		CHINA RACING TEAM			
CHN				P.Vmax: 4		T. Ideal: 01:48,550	
Lap	Time	Sector 1	Sector 2	Sector 3	Sector 4	V.Max	Hour
1	FIRST LAP	00:33,269	00:29,807	00:25,070	00:29,841	150,70	14:53:05
2	01:49,686	00:25,803	00:28,959	00:24,912	00:30,012	185,67	14:54:55
3	01:49,861	00:25,914	00:28,701	00:24,983	00:30,263	184,62	14:56:44
4	01:50,873	00:25,802	00:29,010	00:25,659	00:30,402	178,02	14:58:35
5	01:50,750	00:25,881	00:28,647	00:25,163	00:31,059	177,05	15:00:26
6	01:50,675	00:26,068	00:28,722	00:25,187	00:30,698	176,57	15:02:17
7	01:50,071	00:26,308	00:28,545	00:24,885	00:30,333	174,19	15:04:07
8	01:49,544	00:25,967	00:28,535	00:24,768	00:30,274	177,05	15:05:56
9	01:49,204	00:25,479	00:28,474	00:25,065	00:30,186	177,05	15:07:45
10	01:49,254	00:25,626	00:28,477	00:24,910	00:30,241	178,02	15:09:35
11	01:49,695	00:25,814	00:28,545	00:25,110	00:30,226	175,14	15:11:24
12	01:50,380	00:25,727	00:28,462	00:26,102	00:30,089	175,14	15:13:15
13	01:49,965	00:25,762	00:28,762	00:25,068	00:30,373	177,05	15:15:05



Circuit Ricardo Tormo
CTO. ESBK 2023

Análisis por vuelta Carrera 1 SS300

Lap: 1			Lap: 2			Lap: 3			Lap: 4			Lap: 5			Lap: 6			Lap: 7			Lap: 8			Lap: 9			Lap: 10											
Num	Tiempo	GAP	Num	Tiempo	GAP	Num	Tiempo	GAP	Num	Tiempo	GAP	Num	Tiempo	GAP	Num	Tiempo	GAP	Num	Tiempo	GAP	Num	Tiempo	GAP	Num	Tiempo	GAP	Num	Tiempo	GAP									
55	FIRST LAP		37	01:48,881		47	01:48,023		33	01:47,893		18	01:47,267		37	01:47,526		18	01:47,868	0,086	37	01:48,274		33	01:47,121		18	01:47,372	0,099	37	01:47,516	0,157	37	01:48,420		37	01:48,377	0,015
37	FIRST LAP	0,176	55	01:49,094	0,037	33	01:47,811	0,014	47	01:47,948	0,041	37	01:47,803	0,442	18	01:47,868	0,086	33	01:47,483	0,238	37	01:48,825	9,833	55	01:48,354	0,372	37	01:47,516	0,157	37	01:48,377	0,015	37	01:48,377	0,015			
47	FIRST LAP	0,435	47	01:48,739	0,117	33	01:48,905	0,343	37	01:47,879	0,266	37	01:47,879	0,266	33	01:47,483	0,238	33	01:47,483	0,238	62	01:48,011	0,093	37	01:47,516	0,157	37	01:48,377	0,015	37	01:48,377	0,015						
33	FIRST LAP	0,495	62	01:48,269	0,398	62	01:48,269	0,398	32	01:48,629	3,965	32	01:48,629	3,965	2	01:50,939	16,183	2	01:50,939	16,183	62	01:48,011	0,093	62	01:48,011	0,093	62	01:48,011	0,093	62	01:48,011	0,093						
79	FIRST LAP	1,003	79	01:48,653	0,599	79	01:48,653	0,599	92	01:48,695	3,987	92	01:48,695	3,987	21	01:49,663	16,427	21	01:49,663	16,427	79	01:48,131	0,790	79	01:47,131	0,790	79	01:48,160	0,431	79	01:48,160	0,431						
62	FIRST LAP	1,186	18	01:48,438	0,811	18	01:48,438	0,811	26	01:47,932	4,152	26	01:47,932	4,152	10	01:49,537	16,563	10	01:49,537	16,563	55	01:48,354	0,372	55	01:48,354	0,372	55	01:48,354	0,372	55	01:48,354	0,372						
61	FIRST LAP	1,418	61	01:48,732	1,093	61	01:48,732	1,093	76	01:48,905	4,436	76	01:48,905	4,436	48	01:50,440	23,176	48	01:50,440	23,176	33	01:48,924	0,405	33	01:48,924	0,405	33	01:48,924	0,405	33	01:48,924	0,405						
18	FIRST LAP	1,430	71	01:48,890	1,675	71	01:48,890	1,675	16	01:50,240	9,332	16	01:50,240	9,332	55	01:47,883		55	01:47,883		79	01:48,131	0,790	79	01:47,131	0,790	79	01:48,160	0,431	79	01:48,160	0,431						
35	FIRST LAP	1,819	35	01:49,138	1,900	35	01:49,138	1,900	73	01:49,876	9,360	73	01:49,876	9,360	37	01:47,697	0,256	37	01:47,697	0,256	47	01:48,812	9,410	47	01:48,000	1,414	47	01:48,000	1,414	47	01:48,000	1,414						
71	FIRST LAP	1,842	32	01:48,953	2,217	32	01:48,953	2,217	99	01:50,873	9,385	99	01:50,873	9,385	62	01:47,547	0,475	62	01:47,547	0,475	32	01:48,906	9,527	32	01:48,906	9,527	32	01:48,906	9,527	32	01:48,906	9,527						
32	FIRST LAP	2,321	92	01:48,866	2,274	92	01:48,866	2,274	2	01:49,839	10,795	2	01:49,839	10,795	33	01:47,777	0,537	33	01:47,777	0,537	76	01:49,166	9,738	76	01:49,166	9,738	76	01:49,166	9,738	76	01:49,166	9,738						
92	FIRST LAP	2,465	80	01:48,897	2,380	80	01:48,897	2,380	21	01:50,008	12,278	21	01:50,008	12,278	47	01:48,035	0,806	47	01:48,035	0,806	73	01:49,100	18,697	73	01:49,100	18,697	73	01:49,100	18,697	73	01:49,100	18,697						
80	FIRST LAP	2,540	76	01:48,088	2,787	76	01:48,088	2,787	10	01:50,220	12,544	10	01:50,220	12,544	55	01:47,839	1,004	55	01:47,839	1,004	2	01:49,346	21,185	2	01:49,346	21,185	2	01:49,346	21,185	2	01:49,346	21,185						
16	FIRST LAP	3,408	26	01:49,080	3,954	26	01:49,080	3,954	48	01:50,449	17,415	48	01:50,449	17,415	79	01:47,894	1,237	79	01:47,894	1,237	16	01:49,451	21,686	16	01:49,451	21,686	16	01:49,451	21,686	16	01:49,451	21,686						
76	FIRST LAP	3,756	44	01:49,637	4,470	44	01:49,637	4,470							61	01:48,059	1,663	61	01:48,059	1,663	48	01:51,016	29,355	48	01:51,016	29,355	48	01:51,016	29,355	48	01:51,016	29,355						
44	FIRST LAP	3,890	16	01:50,255	4,606	16	01:50,255	4,606							79	01:48,059	1,663	79	01:48,059	1,663																		
26	FIRST LAP	3,931	99	01:49,686	4,698	99	01:49,686	4,698							73	01:48,059	1,663	73	01:48,059	1,663																		
99	FIRST LAP	4,069	73	01:49,539	5,007	73	01:49,539	5,007							44	01:48,676	6,189	44	01:48,676	6,189																		
73	FIRST LAP	4,525	23	01:49,430	5,162	23	01:49,430	5,162							76	01:48,512	6,234	76	01:48,512	6,234																		
23	FIRST LAP	4,789	2	01:50,333	6,640	2	01:50,333	6,640							32	01:48,590	6,505	32	01:48,590	6,505																		
2	FIRST LAP	5,364	10	01:50,402	7,836	10	01:50,402	7,836							92	01:49,150	6,598	92	01:49,150	6,598																		
21	FIRST LAP	6,348	21	01:50,653	7,944	21	01:50,653	7,944							73	01:49,150	6,598	73	01:49,150	6,598																		
10	FIRST LAP	6,491	48	01:50,857	11,871	48	01:50,857	11,871							48	01:49,150	6,598	48	01:49,150	6,598																		
48	FIRST LAP	10,071													79	01:49,150	6,598	79	01:49,150	6,598																		



Circuit Ricardo Tormo
CTO. ESBK 2023

Análisis por vuelta Carrera 1 SS300

79	01:48,770	0,441	76	01:48,473	11,964
55	01:48,907	0,519	32	01:49,068	13,307
47	01:48,900	0,600	23	01:49,788	22,945
61	01:48,860	0,855	73	01:49,831	22,951
71	01:49,987	9,018	21	01:49,525	24,148
35	01:50,076	9,091	99	01:50,380	24,628
26	01:47,802	9,097	10	01:50,828	26,774
92	01:48,177	9,399	44	01:51,416	26,806
32	01:49,814	10,887	16	01:53,073	33,617
76	01:49,709	11,107	2	01:52,494	38,605
23	01:49,143	19,972	48	01:51,146	40,087
73	01:49,160	20,173			
99	01:49,254	20,953			
21	01:49,237	21,727			
44	01:49,597	21,869			
10	01:49,464	22,197			
2	01:49,763	23,115			
16	01:50,665	25,566			
48	01:51,135	33,854			

Lap: 13

Num	Tiempo	GAP
-----	--------	-----

37	01:48,430	
33	01:47,960	0,011
62	01:48,381	0,097
79	01:48,415	0,681
61	01:48,373	0,802
55	01:49,316	0,868
47	01:48,921	1,138
92	01:48,718	10,696
26	01:49,101	10,747
71	01:48,775	11,042
35	01:48,685	11,101
76	01:49,531	13,047
32	01:50,382	15,241
73	01:50,533	25,036
23	01:50,606	25,103
21	01:49,573	25,273
99	01:49,965	26,145
10	01:50,202	28,528
44	01:50,557	28,915
16	01:53,938	39,107
2	01:52,039	42,196
48	01:50,683	42,322

Lap: 11

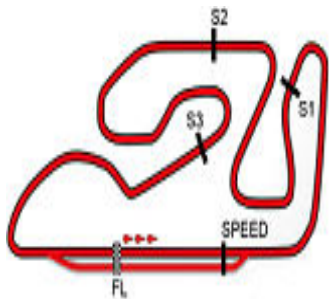
Num	Tiempo	GAP
-----	--------	-----

18	01:47,446	
37	01:47,801	0,079
55	01:47,452	0,249
62	01:47,977	0,268
47	01:47,735	0,613
33	01:48,108	0,733
61	01:48,003	1,136
79	01:48,713	1,432
26	01:48,845	10,220
71	01:49,600	10,896
35	01:49,699	11,068
92	01:49,477	11,154
76	01:48,784	12,169
32	01:49,752	12,917
73	01:49,347	21,798
23	01:49,585	21,835
99	01:49,695	22,926
21	01:49,296	23,301
44	01:49,921	24,068
10	01:50,149	24,624
16	01:51,378	29,222
2	01:59,396	34,789
48	01:51,487	37,619

Lap: 12

Num	Tiempo	GAP
-----	--------	-----

55	01:48,429	
18	01:48,680	0,002
37	01:48,617	0,018
62	01:48,574	0,164
33	01:48,444	0,499
47	01:48,730	0,665
79	01:47,960	0,714
61	01:48,419	0,877
26	01:48,552	10,094
92	01:47,950	10,426
71	01:48,497	10,715
35	01:48,474	10,864



LISTADO DEL CUADRANTE

	V1	V2	V3	V4	V5	V6	V7	V8	V9	V10	V11	V12	V13
37 - PEREZ, Jose Luis	55	37	47	33	18	18	37	33	18	37	18	55	37
33 - SANCHEZ, Gonzalo	37	55	33	47	37	37	18	18	37	62	37	18	33
62 - TRIAS, Blai	47	47	37	37	33	62	33	37	62	18	55	37	62
79 - ALONSO, Tomas M.	33	33	79	18	47	33	62	55	55	33	62	62	79
61 - HIDALGO, Uriel	79	62	62	79	62	47	55	62	33	79	47	33	61
55 - CALATAYUD, Unai	62	79	18	62	55	55	47	79	79	55	33	47	55
47 - TORRES, Antonio	61	18	55	55	79	79	79	47	47	47	61	79	47
26 - OCETE, Daniel	18	61	61	61	61	61	61	61	61	61	79	61	92
35 - FLEMING, Varis	35	71	71	71	71	71	71	71	71	71	26	26	26
71 - BOLAÑO, Ivan	71	35	35	35	92	26	92	92	32	26	71	92	71
76 - DIAS, Gonçalo	32	32	92	32	26	76	76	26	92	92	92	71	76
92 - AZNAR, Joel	92	92	32	92	76	32	26	32	26	32	76	76	32
32 - VALENTE Rodrigo	80	80	76	26	32	92	32	76	76	76	32	32	73
73 - NAKAMURA, Ryunosuke	16	76	26	76	73	73	73	73	23	23	73	23	23
21 - DA SILVA, Rafael	76	26	44	16	99	99	99	23	73	73	23	73	21
99 - ZHAN, Junhao	44	44	99	73	16	16	23	99	99	99	99	21	99
23 - RAPOSEIRAS, Jordi	26	16	16	99	44	44	44	44	44	21	21	99	10
10 - DE SOUSA, F.	99	99	23	44	23	23	21	21	21	44	44	10	44
44 - COVARRUBIAS, Adrian	73	73	73	23	2	2	10	10	10	10	10	44	16
16 - LIRA, Elmer Joel	23	23	2	2	21	21	2	2	2	2	16	16	2
2 - RIVERA, Natalia	2	2	21	21	10	10	16	16	16	16	2	2	48
48 - EUGENIO, Martin A.	21	10	10	10	48	48	48	48	48	48	48	48	48
- NO CLASIFICADOS	10	21	48	48	35	35	35	35	35	35	35	35	35
18 - MUÑOZ, Ivan	48	48											
80 - RENDE, Cameron													
- #71 Sanción de una posici													
- #92 #23 3 Seg. en carrera													

Presidente del Jurado

Director de Carrera

Cronometrador