

13 Y 14 DE MAYO
CIRCUIT RICARDO TORMO

CTO. ESBK 2023

MAY 13th 14th

Laps: 12

Circuit Ricardo Tormo
Length: 4005 metros

Results

Carrera 1 SBK

Pos.	N. Rider	Team	Motorcycle	Nat.	Laps	Time	Best Lap	iL	Gap	Interval	Speed	Tyr.	Pt. Cat.
1	75 LOPES,Ivo	BMW EASYRACE TEAM		POR	12	19:31,953	01:35,274	12			147,63	Dunlop	SBK
2	44 ODENDAAL,Steven	NEW2 PROJECT TEAM	YAMAHA	RSA	12	19:34,831	01:35,692	11	00:02,878	00:02,878	147,27	Pirelli	20 SBK
3	40 RAMOS,Roman	KAWASAKI PALMETO PL	KAWASAKI	ESP	12	19:34,859	01:35,661	11	00:02,906	00:00,028	147,27	Pirelli	6 SBK
4	23 PONSSON,Christophe	TEAM HONDA LAGLISSE	HONDA	FRA	12	19:35,200	01:35,650	12	00:03,247	00:00,341	147,22	Dunlop	SBK
5	2 ANTIGA,Guillaume	JEG RACING	HONDA	FRA	12	19:40,228	01:36,709	10	00:08,275	00:05,028	146,6	Pirelli	1 STK
6	10 ORRADRE,Unai	TEAM HONDA LAGLISSE	HONDA	ESP	12	19:57,154	01:36,690	12	00:25,201	00:16,926	144,52	Dunlop	STK
7	74 BIESIEKIRSKI,Piotr	FAU55 RACING - FAMIL	YAMAHA	POL	12	19:57,712	01:37,512	12	00:25,759	00:00,558	144,46	Dunlop	STK
8	53 GONZALEZ,Daniel	PS RACING TEAM	YAMAHA	ESP	12	19:58,353	01:37,210	12	00:26,400	00:00,641	144,38	Pirelli	8 STK
9	24 TACCINI,Leonardo	BMW EASYRACE TEAM		ITA	12	20:03,977	01:37,244	2	00:32,024	00:05,624	143,7	Dunlop	STK
10	96 DAVIS,Jamie W.	BRITISH CARRERA TEAM	YAMAHA	GBR	12	20:20,096	01:38,608	11	00:48,143	00:16,119	141,81	Pirelli	6 STK
11	29 NUÑEZ,Juan Jose	YAMAHA GV STRATOS	YAMAHA	ESP	12	20:37,866	01:40,446	11	01:05,913	00:17,770	139,77	Pirelli	5 STK
12	4 ARTIME,Javier	PROMORACING TEAM	YAMAHA	ESP	12	20:40,267	01:40,954	12	01:08,314	00:02,401	139,5		4 STK
13	19 DUFOUR,Paul	JEG RACING	HONDA	FRA	12	20:43,982	01:42,415	7	01:12,029	00:03,715	139,08	Pirelli	3 STK
14	13 VALTONEN,Ville	SENSETEC OY		FIN	12	20:52,518	01:41,801	11	01:20,565	00:08,536	138,13		2 SBK
15	35 NESSJOEN,Jonathan L.	YAMAHA TEAM SCANDINA	YAMAHA	NOR	12	21:14,355	01:41,480	11	01:42,402	00:21,837	135,77	Dunlop	STK
NO CLASIFICADOS													
.	26 SAEZ,Daniel	ALMA RACING TEAM	YAMAHA	ESP	9	15:56,286	01:43,216	4	-3 Lap	-3 Lap	135,69	Pirelli	SBK
.	94 URAMOTO,Naomichi	JEG RACING	HONDA	JPN	8	13:10,633	01:36,211	2	-4 Lap	-1 Lap	145,89	Pirelli	SBK
.	93 POULSEN,Mathias	YAMAHA TEAM SCANDINA	YAMAHA	DEN	7	13:05,787	01:48,998	6	-5 Lap	-1 Lap	128,44	Pirelli	SBK
.	7 DZEGEDE,Zechariah K.	JEG RACING	HONDA	USA	6	11:51,400	01:52,590	2	-6 Lap	-1 Lap	121,6	Pirelli	STK
.	69 ESCALERA,Aaron	YAMAHA GV STRATOS	YAMAHA	ESP	5	17:34,751	01:39,602	2	-7 Lap	-1 Lap	68,35		STK
.	99 GUTIERREZ,Oscar	ANDOTRANS TEAM TORRE	YAMAHA	ESP	4	06:39,747	01:36,997	2	-8 Lap	-1 Lap	144,27	Dunlop	SBK

Best Lap: Rider 75 - LOPES,Ivo - Time: 01:35,274 at 151,33 Km/h

Circuit Ricardo Tormo

Final Official

Provisional Official

Length: 4005

Hour: 15:40:00

JURY:

Hour:

C.of the Course:

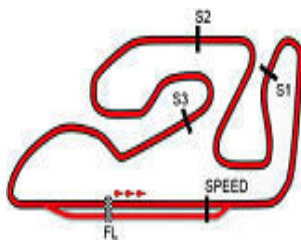
Hour:

13/05/2023

C.Timekeeper:

Hour:





Circuit Ricardo Tormo

CTO. ESBK 2023

ANALYSIS / SECTORS Carrera 1 SBK

2	ANTIGA,Guillaume		JEG RACING				
	FRA		P.Vmax: 3	T. Ideal: 01:36,508			
Lap	Time	Sector 1	Sector 2	Sector 3	Sector 4	V.Max	Hour
1	FIRST LAP	00:29,167	00:27,269	00:23,480	00:26,222	195,18	15:48:55
2	01:36,906	00:22,159	00:25,861	00:23,010	00:25,876	270,00	15:50:32
3	01:38,941	00:22,329	00:26,992	00:23,433	00:26,187	268,88	15:52:11
4	01:37,989	00:22,284	00:26,276	00:23,314	00:26,115	268,88	15:53:49
5	01:37,442	00:22,457	00:25,899	00:23,034	00:26,052	271,13	15:55:26
6	01:37,732	00:22,268	00:26,124	00:23,125	00:26,215	271,13	15:57:04
7	01:38,177	00:22,226	00:26,117	00:23,422	00:26,412	266,67	15:58:42
8	01:37,750	00:22,552	00:25,954	00:23,161	00:26,083	266,67	16:00:20
9	01:36,928	00:22,245	00:25,759	00:22,820	00:26,104	271,13	16:01:57
10	01:36,709	00:22,114	00:25,811	00:22,759	00:26,025	265,57	16:03:33
11	01:37,273	00:22,181	00:25,898	00:22,980	00:26,214	267,77	16:05:11
12	01:38,243	00:22,309	00:26,169	00:23,170	00:26,595	265,57	16:06:49

13	VALTONEN,Ville		SENSETEC OY				
	FIN		P.Vmax: 11	T. Ideal: 01:41,801			
Lap	Time	Sector 1	Sector 2	Sector 3	Sector 4	V.Max	Hour
1	FIRST LAP	00:31,194	00:28,447	00:25,129	00:27,758	190,59	15:49:01
2	01:45,090	00:24,249	00:28,263	00:24,872	00:27,706	261,29	15:50:46
3	01:44,323	00:24,050	00:27,654	00:24,866	00:27,753	252,14	15:52:31
4	01:43,759	00:23,862	00:27,518	00:24,740	00:27,639	264,49	15:54:14
5	01:43,581	00:24,020	00:27,420	00:24,641	00:27,500	256,13	15:55:58
6	01:43,555	00:23,605	00:27,531	00:24,810	00:27,609	264,49	15:57:42
7	01:44,599	00:23,650	00:28,087	00:25,037	00:27,825	261,29	15:59:26
8	01:43,599	00:23,826	00:27,444	00:24,493	00:27,836	260,24	16:01:10
9	01:43,179	00:23,757	00:27,283	00:24,523	00:27,616	260,24	16:02:53
10	01:42,689	00:23,585	00:27,070	00:24,507	00:27,527	260,24	16:04:36
11	01:41,801	00:23,486	00:26,858	00:24,188	00:27,269	260,24	16:06:17
12	01:43,815	00:23,743	00:27,378	00:24,700	00:27,994	261,29	16:08:01

4	ARTIME,Javier		PROMORACING TEAM				
	ESP		P.Vmax: 11	T. Ideal: 01:40,701			
Lap	Time	Sector 1	Sector 2	Sector 3	Sector 4	V.Max	Hour
1	FIRST LAP	00:31,464	00:28,440	00:25,234	00:27,655	201,24	15:49:01
2	01:44,452	00:23,721	00:27,825	00:24,952	00:27,954	258,17	15:50:46
3	01:43,990	00:24,027	00:27,871	00:24,608	00:27,484	256,13	15:52:30
4	01:43,177	00:23,759	00:27,497	00:24,523	00:27,398	261,29	15:54:13
5	01:43,357	00:23,763	00:27,725	00:24,391	00:27,478	264,49	15:55:56
6	01:43,164	00:23,834	00:27,429	00:24,402	00:27,499	260,24	15:57:40
7	01:42,332	00:23,377	00:27,364	00:24,199	00:27,392	262,35	15:59:22
8	01:41,870	00:23,427	00:27,220	00:24,117	00:27,106	262,35	16:01:04
9	01:41,457	00:23,198	00:27,064	00:24,026	00:27,169	260,24	16:02:45
10	01:41,000	00:22,858	00:27,008	00:23,897	00:27,237	264,49	16:04:26
11	01:41,721	00:22,935	00:26,902	00:24,368	00:27,516	261,29	16:06:08
12	01:40,954	00:22,865	00:27,116	00:23,835	00:27,138	264,49	16:07:49

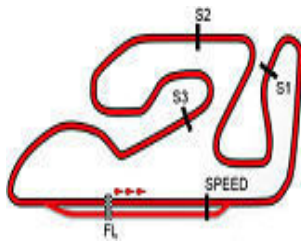
19	DUFOUR,Paul		JEG RACING				
	FRA		P.Vmax: 16	T. Ideal: 01:42,170			
Lap	Time	Sector 1	Sector 2	Sector 3	Sector 4	V.Max	Hour
1	FIRST LAP	00:30,451	00:28,259	00:24,743	00:27,543	200,62	15:49:00
2	01:43,135	00:23,609	00:27,514	00:24,668	00:27,344	262,35	15:50:43
3	01:42,591	00:23,419	00:27,472	00:24,362	00:27,338	262,35	15:52:25
4	01:42,691	00:23,215	00:27,507	00:24,519	00:27,450	261,29	15:54:08
5	01:43,649	00:23,754	00:27,960	00:24,536	00:27,399	262,35	15:55:52
6	01:43,461	00:23,806	00:27,752	00:24,467	00:27,436	261,29	15:57:35
7	01:42,415	00:23,355	00:27,449	00:24,391	00:27,220	260,24	15:59:18
8	01:42,487	00:23,254	00:27,450	00:24,414	00:27,369	262,35	16:01:00
9	01:42,511	00:23,226	00:27,471	00:24,597	00:27,217	262,35	16:02:43
10	01:42,417	00:23,217	00:27,376	00:24,408	00:27,416	262,35	16:04:25
11	01:42,876	00:23,358	00:27,466	00:24,444	00:27,608	261,29	16:06:08
12	01:44,753	00:23,941	00:27,987	00:24,827	00:27,998	262,35	16:07:53

7	DZEGEDE,Zechariah K.		JEG RACING				
	USA		P.Vmax: 20	T. Ideal: 01:51,544			
Lap	Time	Sector 1	Sector 2	Sector 3	Sector 4	V.Max	Hour
1	FIRST LAP	00:32,266	00:29,710	00:26,689	00:29,323	192,86	15:49:07
2	01:52,590	00:25,822	00:29,829	00:27,191	00:29,748	254,12	15:50:59
3	01:55,436	00:25,965	00:29,998	00:27,855	00:31,618	252,14	15:52:55
4	01:54,344	00:26,127	00:30,476	00:27,645	00:30,096	255,12	15:54:49
5	01:55,561	00:25,966	00:30,910	00:28,072	00:30,613	256,13	15:56:45
6	PIT	00:25,894	00:30,381	00:36,788	00:42,418	256,13	15:59:00

23	PONSSON,Christophe		TEAM HONDA LAGLISSE				
	FRA		P.Vmax: 5	T. Ideal: 01:35,614			
Lap	Time	Sector 1	Sector 2	Sector 3	Sector 4	V.Max	Hour
1	FIRST LAP	00:28,962	00:27,289	00:23,549	00:26,150	201,87	15:48:55
2	01:36,833	00:22,099	00:25,984	00:22,813	00:25,937	266,67	15:50:31
3	01:38,422	00:22,162	00:26,464	00:23,261	00:26,535	268,88	15:52:10
4	01:38,288	00:22,442	00:26,437	00:23,244	00:26,165	266,67	15:53:48
5	01:37,399	00:22,442	00:26,020	00:22,892	00:26,045	264,49	15:55:26
6	01:37,569	00:22,212	00:26,141	00:23,082	00:26,134	265,57	15:57:03
7	01:38,230	00:22,309	00:26,238	00:23,349	00:26,334	267,77	15:58:41
8	01:37,562	00:22,414	00:26,111	00:22,992	00:26,045	263,41	16:00:19
9	01:36,492	00:21,965	00:25,768	00:22,740	00:26,019	264,49	16:01:55
10	01:36,945	00:22,111	00:26,260	00:22,776	00:25,798	264,49	16:03:32
11	01:35,860	00:21,837	00:25,500	00:22,649	00:25,874	264,49	16:05:08
12	01:35,650	00:21,848	00:25,525	00:22,556	00:25,721	267,77	16:06:44

10	ORRADRE,Unai		TEAM HONDA LAGLISSE				
	ESP		P.Vmax: 1	T. Ideal: 01:36,690			
Lap	Time	Sector 1	Sector 2	Sector 3	Sector 4	V.Max	Hour
1	FIRST LAP	00:29,368	00:28,193	00:23,764	00:26,564	198,77	15:48:57
2	01:38,643	00:22,430	00:26,475	00:23,452	00:26,286	267,77	15:50:35
3	01:40,524	00:22,781	00:27,229	00:23,955	00:26,559	268,88	15:52:16
4	01:39,824	00:22,567	00:26,756	00:23,701	00:26,800	271,13	15:53:56
5	01:39,966	00:23,201	00:26,535	00:23,683	00:26,547	272,27	15:55:36
6	01:39,949	00:22,722	00:26,812	00:23,735	00:26,680	272,27	15:57:15
7	01:39,482	00:22,663	00:26,662	00:23,590	00:26,567	268,88	15:58:55
8	01:38,586	00:22,456	00:26,405	00:23,408	00:26,317	271,13	16:00:34
9	01:38,055	00:22,250	00:26,230	00:23,324	00:26,251	270,00	16:02:12
10	01:38,779	00:22,182	00:26,234	00:23,797	00:26,566	272,27	16:03:50
11	01:38,767	00:22,433	00:26,119	00:23,753	00:26,462	271,13	16:05:29
12	01:36,690	00:21,860	00:25,667	00:23,103	00:26,060	272,27	16:07:06

24	TACCINI,Leonardo		BMW EASYRACE TEAM				
	ITA		P.Vmax: 1	T. Ideal: 01:37,244			
Lap	Time	Sector 1	Sector 2	Sector 3	Sector 4	V.Max	Hour
1	FIRST LAP	00:29,251	00:27,248	00:23,715	00:26,119	202,50	15:48:55
2	01:37,244	00:22,163	00:26,019	00:23,159	00:25,903	272,27	15:50:32
3	01:39,971	00:22,276	00:27,307	00:24,008	00:26,380	268,88	15:52:12
4	01:41,042	00:22,994	00:27,227	00:24,308	00:26,513	267,77	15:53:53
5	01:40,181	00:23,299	00:26,651	00:23,601	00:26,630	265,57	15:55:33
6	01:39,332	00:22,735	00:26,720	00:23,543	00:26,334	268,88	15:57:13
7	01:39,905	00:22,642	00:26,745	00:23,990	00:26,528	266,67	15:58:53
8	01:38,731	00:22,302	00:26,401	00:23,395	00:26,633	267,77	16:00:31



Circuit Ricardo Tormo

CTO. ESBK 2023

ANALYSIS / SECTORS Carrera 1 SBK

9	01:39,090	00:22,393	00:26,471	00:23,671	00:26,555	265,57	16:02:11
10	01:39,403	00:22,386	00:26,775	00:23,692	00:26,550	266,67	16:03:50
11	01:44,166	00:22,277	00:26,324		00:55,565	265,57	16:05:34
12	01:38,579	00:22,326	00:26,618	00:23,389	00:26,246	266,67	16:07:13

8	01:37,003	00:22,200	00:25,725	00:23,211	00:25,867	267,77	16:00:19
9	01:36,393	00:21,937	00:25,940	00:22,742	00:25,774	266,67	16:01:56
10	01:36,033	00:22,091	00:25,750	00:22,401	00:25,791	260,24	16:03:32
11	01:35,661	00:21,689	00:25,351	00:22,478	00:26,143	261,29	16:05:07
12	01:36,314	00:21,949	00:25,794	00:22,644	00:25,927	262,35	16:06:44

26	SAEZ, Daniel	ALMA RACING TEAM				
	ESP	P.Vmax: 17 T. Ideal: 01:43,078				
Lap Time	Sector 1	Sector 2	Sector 3	Sector 4	V.Max	Hour
1 FIRST LAP	00:30,088	00:29,049	00:25,059	00:27,808	192,28	15:49:01
2	01:44,850	00:23,877	00:28,372	00:24,849	00:27,752	259,20 15:50:46
3	01:44,225	00:24,061	00:27,994	00:24,556	00:27,614	258,17 15:52:30
4	01:43,216	00:23,614	00:27,644	00:24,402	00:27,556	258,17 15:54:13
5	01:43,836	00:24,209	00:27,760	00:24,281	00:27,586	257,14 15:55:57
6	01:43,370	00:23,714	00:27,652	00:24,435	00:27,569	259,20 15:57:40
7	01:46,654	00:23,597	00:29,778	00:25,147	00:28,132	258,17 15:59:27
8	01:44,315	00:23,924	00:27,841	00:24,598	00:27,952	255,12 16:01:11
9	PIT	00:24,056	00:28,044	00:24,895	00:36,821	254,12 16:03:05

44	ODENDAAL, Steven	NEW2 PROJECT TEAM				
	RSA	P.Vmax: 5 T. Ideal: 01:35,373				
Lap Time	Sector 1	Sector 2	Sector 3	Sector 4	V.Max	Hour
1 FIRST LAP	00:28,219	00:27,019	00:23,391	00:25,918	194,01	15:48:53
2	01:36,553	00:22,056	00:25,812	00:22,816	00:25,869	263,41 15:50:30
3	01:39,433	00:22,388	00:26,774	00:23,842	00:26,429	261,29 15:52:09
4	01:38,414	00:22,778	00:26,144	00:23,233	00:26,259	262,35 15:53:48
5	01:37,481	00:22,723	00:25,749	00:22,958	00:26,051	261,29 15:55:25
6	01:37,923	00:22,366	00:25,986	00:23,145	00:26,426	263,41 15:57:03
7	01:38,457	00:22,559	00:26,241	00:23,386	00:26,271	264,49 15:58:41
8	01:37,513	00:22,220	00:26,054	00:23,321	00:25,918	268,88 16:00:19
9	01:36,529	00:22,171	00:25,610	00:22,802	00:25,946	267,77 16:01:56
10	01:36,167	00:22,225	00:25,748	00:22,513	00:25,681	261,29 16:03:32
11	01:35,692	00:21,711	00:25,468	00:22,518	00:25,995	265,57 16:05:07
12	01:36,122	00:21,923	00:25,673	00:22,717	00:25,809	267,77 16:06:44

29	NUÑEZ, Juan Jose	YAMAHA GV STRATOS				
	ESP	P.Vmax: 11 T. Ideal: 01:40,313				
Lap Time	Sector 1	Sector 2	Sector 3	Sector 4	V.Max	Hour
1 FIRST LAP	00:30,803	00:28,539	00:25,017	00:27,846	195,77	15:49:01
2	01:44,232	00:23,860	00:28,039	00:24,600	00:27,733	263,41 15:50:45
3	01:44,130	00:23,826	00:27,630	00:24,668	00:28,006	258,17 15:52:29
4	01:42,630	00:23,614	00:27,277	00:24,266	00:27,473	255,12 15:54:12
5	01:44,159	00:24,070	00:27,923	00:24,636	00:27,530	262,35 15:55:56
6	01:43,198	00:23,696	00:27,563	00:24,392	00:27,547	261,29 15:57:39
7	01:42,172	00:23,229	00:27,441	00:24,308	00:27,194	260,24 15:59:21
8	01:41,890	00:23,267	00:27,160	00:24,111	00:27,352	260,24 16:01:03
9	01:41,333	00:23,084	00:27,026	00:24,112	00:27,111	262,35 16:02:45
10	01:40,473	00:22,886	00:26,759	00:23,718	00:27,110	260,24 16:04:25
11	01:40,446	00:22,888	00:26,814	00:23,746	00:26,998	264,49 16:06:06
12	01:40,998	00:22,838	00:26,948	00:24,131	00:27,081	257,14 16:07:47

53	GONZALEZ, Daniel	PS RACING TEAM				
	ESP	P.Vmax: 15 T. Ideal: 01:37,065				
Lap Time	Sector 1	Sector 2	Sector 3	Sector 4	V.Max	Hour
1 FIRST LAP	00:30,523	00:28,500	00:24,616	00:27,101	187,83	15:48:59
2	01:38,688	00:22,633	00:26,563	00:23,313	00:26,179	258,17 15:50:38
3	01:38,414	00:22,351	00:26,549	00:23,416	00:26,098	260,24 15:52:17
4	01:38,819	00:22,166	00:26,411	00:23,727	00:26,515	261,29 15:53:55
5	01:38,110	00:22,636	00:26,144	00:23,086	00:26,244	258,17 15:55:33
6	01:38,332	00:22,571	00:26,253	00:23,221	00:26,287	262,35 15:57:12
7	01:41,724	00:24,317	00:26,354	00:24,553	00:26,500	263,41 15:58:54
8	01:38,456	00:22,374	00:26,191	00:23,470	00:26,421	262,35 16:00:32
9	01:38,953	00:22,390	00:26,405	00:23,503	00:26,655	262,35 16:02:11
10	01:39,088	00:22,463	00:26,601	00:23,521	00:26,503	263,41 16:03:50
11	01:39,819	00:22,428	00:26,324	00:23,966	00:27,101	261,29 16:05:30
12	01:37,210	00:22,311	00:25,894	00:22,954	00:26,051	259,20 16:07:07

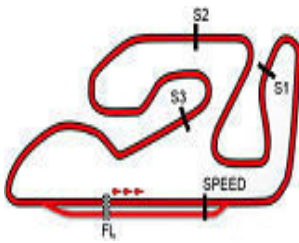
35	NESSJOEN, Jonathan L.	YAMAHA TEAM SCANDINA				
	NOR	P.Vmax: 18 T. Ideal: 01:41,387				
Lap Time	Sector 1	Sector 2	Sector 3	Sector 4	V.Max	Hour
1 FIRST LAP	00:44,660	00:28,962	00:25,689	00:28,632		15:49:17
2	01:43,172	00:23,988	00:27,477	00:24,309	00:27,398	256,13 15:51:00
3	01:44,362	00:24,717	00:27,557	00:24,528	00:27,560	258,17 15:52:44
4	01:44,759	00:24,050	00:27,713	00:25,136	00:27,860	257,14 15:54:29
5	01:45,702	00:24,463	00:28,376	00:25,239	00:27,624	242,70 15:56:15
6	01:47,427	00:24,356	00:28,198	00:26,550	00:28,323	258,17 15:58:02
7	01:47,016	00:24,752	00:28,409	00:25,506	00:28,349	254,12 15:59:49
8	01:43,794	00:23,945	00:27,654	00:24,744	00:27,451	257,14 16:01:33
9	01:42,414	00:23,526	00:27,196	00:24,308	00:27,384	257,14 16:03:15
10	01:41,701	00:23,211	00:27,005	00:24,302	00:27,183	258,17 16:04:57
11	01:41,480	00:22,966	00:26,936	00:24,337	00:27,241	258,17 16:06:38
12	01:44,585	00:24,325	00:27,200	00:24,625	00:28,435	258,17 16:08:23

69	ESCALERA, Aaron	YAMAHA GV STRATOS				
	ESP	P.Vmax: 19 T. Ideal: 01:39,590				
Lap Time	Sector 1	Sector 2	Sector 3	Sector 4	V.Max	Hour
1 FIRST LAP	00:30,051	00:27,880	00:24,059	00:26,995	198,17	15:48:58
2	01:39,602	00:22,821	00:26,891	00:23,284	00:26,606	257,14 15:50:37
3	01:40,635	00:22,809	00:27,011	00:23,847	00:26,968	255,12 15:52:18
4	01:41,061	00:22,823	00:27,382	00:23,734	00:27,122	253,13 15:53:59
5	PIT	00:23,101			10:21,367	251,16 16:04:43

40	RAMOS, Roman	KAWASAKI PALMETO PL				
	ESP	P.Vmax: 9 T. Ideal: 01:35,215				
Lap Time	Sector 1	Sector 2	Sector 3	Sector 4	V.Max	Hour
1 FIRST LAP	00:28,571	00:26,780	00:23,543	00:25,854	188,92	15:48:53
2	01:36,529	00:22,122	00:25,721	00:22,862	00:25,824	264,49 15:50:30
3	01:42,430	00:21,969	00:29,955	00:24,135	00:26,371	264,49 15:52:12
4	01:37,270	00:22,491	00:26,159	00:22,803	00:25,817	265,57 15:53:50
5	01:37,446	00:22,842	00:25,777	00:22,774	00:26,053	262,35 15:55:27
6	01:37,309	00:22,289	00:25,834	00:22,949	00:26,237	263,41 15:57:04
7	01:37,723	00:22,242	00:26,096	00:23,223	00:26,162	265,57 15:58:42

74	BIESIEKIRSKI, Piotr	FAU55 RACING - FAMIL				
	POL	P.Vmax: 10 T. Ideal: 01:37,269				
Lap Time	Sector 1	Sector 2	Sector 3	Sector 4	V.Max	Hour
1 FIRST LAP	00:29,469	00:28,088	00:23,892	00:26,750	189,47	15:48:57
2	01:38,656	00:22,584	00:26,545	00:23,138	00:26,389	263,41 15:50:36
3	01:39,632	00:22,701	00:26,868	00:23,444	00:26,619	262,35 15:52:15
4	01:38,409	00:22,385	00:26,376	00:23,258	00:26,390	261,29 15:53:54
5	01:39,320	00:22,746	00:26,406	00:23,392	00:26,776	265,57 15:55:33
6	01:38,821	00:22,323	00:26,502	00:23,415	00:26,581	262,35 15:57:12
7	01:40,239	00:22,794	00:26,766	00:23,779	00:26,900	264,49 15:58:52
8	01:39,587	00:22,649	00:26,565	00:23,447	00:26,926	261,29 16:00:32
9	01:39,228	00:22,584	00:26,419	00:23,578	00:26,647	260,24 16:02:11
10	01:39,385	00:22,277	00:26,820	00:23,685	00:26,603	263,41 16:03:50





Circuit Ricardo Tormo

CTO. ESBK 2023

ANALYSIS / SECTORS Carrera 1 SBK

11	01:38,724	00:22,403	00:26,305	00:23,691	00:26,325	266,67	16:05:29
12	01:37,512	00:21,886	00:25,920	00:23,260	00:26,446	262,35	16:07:06

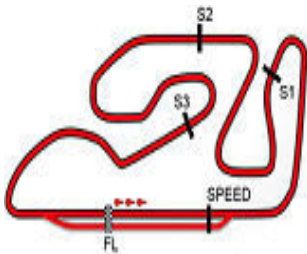
75	LOPES,Ivo	BMW EASYRACE TEAM					
	POR	P.Vmax: 5 T. Ideal: 01:35,274					
Lap	Time	Sector 1	Sector 2	Sector 3	Sector 4	V.Max	Hour
1	FIRST LAP	00:28,417	00:26,730	00:23,232	00:26,032	190,59	15:48:53
2	01:36,422	00:21,985	00:25,799	00:22,679	00:25,959	265,57	15:50:30
3	01:38,746	00:22,036	00:26,500	00:23,441	00:26,769	266,67	15:52:08
4	01:38,318	00:22,316	00:26,298	00:23,361	00:26,343	266,67	15:53:47
5	01:36,957	00:22,076	00:25,784	00:22,918	00:26,179	266,67	15:55:24
6	01:37,577	00:22,237	00:26,116	00:23,061	00:26,163	267,77	15:57:01
7	01:38,936	00:22,034	00:26,074	00:23,581	00:27,247	267,77	15:58:40
8	01:37,738	00:22,221	00:26,271	00:23,107	00:26,139	267,77	16:00:18
9	01:35,818	00:21,813	00:25,543	00:22,728	00:25,734	268,88	16:01:54
10	01:35,722	00:21,771	00:25,542	00:22,692	00:25,717	268,88	16:03:29
11	01:36,034	00:21,734	00:25,622	00:22,811	00:25,867	268,88	16:05:05
12	01:35,274	00:21,658	00:25,464	00:22,507	00:25,645	267,77	16:06:41

93	POULSEN,Mathias	YAMAHA TEAM SCANDINA					
	DEN	P.Vmax: 21 T. Ideal: 01:48,454					
Lap	Time	Sector 1	Sector 2	Sector 3	Sector 4	V.Max	Hour
1	FIRST LAP	00:31,995	00:29,590	00:25,760	00:28,834	201,24	15:49:05
2	01:49,402	00:24,973	00:29,292	00:26,044	00:29,093	245,45	15:50:54
3	01:49,412	00:24,963	00:29,198	00:26,064	00:29,187	228,98	15:52:44
4	01:49,945	00:25,171	00:29,150	00:26,069	00:29,555	249,23	15:54:34
5	01:49,900	00:24,991	00:29,504	00:26,159	00:29,246	252,14	15:56:24
6	01:48,998	00:24,710	00:29,192	00:25,962	00:29,134	253,13	15:58:13
7	PIT	00:25,061	00:29,568	00:26,249	00:41,073	250,19	16:00:14

94	URAMOTO,Naomichi	JEG RACING					
	JPN	P.Vmax: 3 T. Ideal: 01:36,211					
Lap	Time	Sector 1	Sector 2	Sector 3	Sector 4	V.Max	Hour
1	FIRST LAP	00:29,043	00:26,892	00:23,349	00:26,024	190,59	15:48:54
2	01:36,211	00:22,020	00:25,676	00:22,806	00:25,709	267,77	15:50:30
3	01:39,206	00:22,176	00:26,676	00:24,070	00:26,284	271,13	15:52:09
4	01:38,851	00:22,808	00:26,837	00:23,184	00:26,022	267,77	15:53:48
5	01:37,446	00:22,614	00:25,872	00:22,998	00:25,962	271,13	15:55:26
6	01:38,407	00:22,775	00:26,162	00:23,262	00:26,208	267,77	15:57:04
7	01:37,835	00:22,425	00:26,149	00:23,168	00:26,093	271,13	15:58:42
8	01:37,369	00:22,149	00:25,902	00:23,454	00:25,864	270,00	16:00:19

96	DAVIS,Jamie W.	BRITISH CARRERA TEAM					
	GBR	P.Vmax: 11 T. Ideal: 01:38,482					
Lap	Time	Sector 1	Sector 2	Sector 3	Sector 4	V.Max	Hour
1	FIRST LAP	00:31,615	00:28,490	00:25,178	00:27,623	188,92	15:49:02
2	01:44,012	00:24,021	00:27,726	00:24,848	00:27,417	264,49	15:50:46
3	01:43,357	00:23,540	00:27,527	00:24,788	00:27,502	263,41	15:52:29
4	01:41,395	00:23,145	00:27,099	00:24,156	00:26,995	260,24	15:54:10
5	01:41,823	00:23,244	00:27,560	00:24,259	00:26,760	261,29	15:55:52
6	01:41,397	00:23,169	00:27,160	00:24,128	00:26,940	263,41	15:57:34
7	01:40,577	00:22,757	00:26,943	00:24,049	00:26,828	261,29	15:59:14
8	01:39,415	00:22,565	00:26,600	00:23,721	00:26,529	260,24	16:00:54
9	01:38,913	00:22,326	00:26,423	00:23,560	00:26,604	263,41	16:02:32
10	01:38,847	00:22,392	00:26,467	00:23,387	00:26,601	261,29	16:04:11
11	01:38,608	00:22,294	00:26,380	00:23,513	00:26,421	260,24	16:05:50
12	01:38,846	00:22,303	00:26,539	00:23,473	00:26,531	261,29	16:07:29

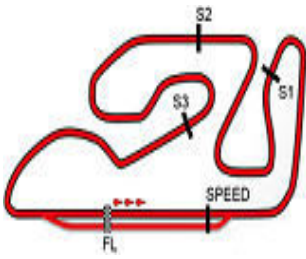
99	GUTIERREZ,Oscar	ANDOTRANS TEAM TORRE					
	ESP	P.Vmax: 5 T. Ideal: 01:36,698					
Lap	Time	Sector 1	Sector 2	Sector 3	Sector 4	V.Max	Hour
1	FIRST LAP	00:28,839	00:27,246	00:23,461	00:26,110	191,72	15:48:54
2	01:36,997	00:22,191	00:25,920	00:22,916	00:25,970	263,41	15:50:31
3	01:38,599	00:21,892	00:26,311	00:23,736	00:26,660	261,29	15:52:10
4	01:38,495	00:22,496	00:26,682	00:23,296	00:26,021	268,88	15:53:48



Circuit Ricardo Tormo
CTO. ESBK 2023

Análisis por vuelta Carrera 1 SBK

Lap: 1									Lap: 9		
Num	Tiempo	GAP	Num	Tiempo	GAP	Num	Tiempo	GAP	Num	Tiempo	GAP
75	FIRST LAP		53	01:38,414	8,263	44	01:37,923	1,920	75	01:35,818	
44	FIRST LAP	0,136	69	01:40,635	9,643	23	01:37,569	2,030	23	01:36,492	1,822
40	FIRST LAP	0,337	19	01:42,591	17,143	2	01:37,732	2,717	44	01:36,529	1,927
94	FIRST LAP	0,897	96	01:43,357	20,696	94	01:38,407	2,998	40	01:36,393	1,928
99	FIRST LAP	1,245	29	01:44,130	20,988	40	01:37,309	3,301	2	01:36,928	3,080
23	FIRST LAP	1,539	26	01:44,225	21,500	74	01:38,821	10,606	40	01:39,090	16,906
2	FIRST LAP	1,727	4	01:43,990	21,656	53	01:38,332	10,672	74	01:39,228	17,168
24	FIRST LAP	1,922	13	01:44,323	22,362	24	01:39,332	11,672	53	01:38,953	17,313
10	FIRST LAP	3,478	93	01:49,412	35,414	10	01:39,949	14,364	10	01:38,055	17,995
74	FIRST LAP	3,788	35	01:44,362	35,898	96	01:41,397	32,459	96	01:38,913	38,872
69	FIRST LAP	4,574	7	01:55,436	46,435	19	01:43,461	34,092	19	01:42,511	49,013
53	FIRST LAP	6,329	Lap: 4			29	01:43,198	38,123	29	01:41,333	51,026
19	FIRST LAP	6,585	Num	Tiempo	GAP	4	01:43,164	38,502	4	01:41,457	51,669
26	FIRST LAP	7,593	75	01:38,318		26	01:43,370	39,070	13	01:43,179	59,290
29	FIRST LAP	7,794	44	01:38,414	1,050	13	01:43,555	40,405	26	PIT	01:11,3
13	FIRST LAP	8,117	23	01:38,288	1,596	35	01:47,427	01:00,9	35	01:42,414	01:21,6
4	FIRST LAP	8,382	94	01:38,851	1,679	93	01:48,998	01:11,4			
96	FIRST LAP	8,495	99	01:38,495	1,850	Lap: 7					
93	FIRST LAP	11,768	2	01:37,989	2,077	Num	Tiempo	GAP			
7	FIRST LAP	13,577	40	01:37,270	3,080	75	01:38,936				
35	FIRST LAP	23,532	24	01:41,042	6,693	23	01:38,230	1,324			
Lap: 2			74	01:38,409	6,999	44	01:38,457	1,441			
Num	Tiempo	GAP	53	01:38,819	8,764	94	01:37,835	1,897			
75	01:36,422		10	01:39,824	8,983	2	01:38,177	1,958			
44	01:36,553	0,267	69	01:41,061	12,386	40	01:37,723	2,088			
40	01:36,529	0,444	19	01:42,691	21,516	74	01:40,239	11,909			
94	01:36,211	0,686	96	01:41,395	23,773	24	01:39,905	12,641			
99	01:36,997	1,820	29	01:42,630	25,300	53	01:41,724	13,460			
23	01:36,833	1,950	26	01:43,216	26,398	10	01:39,482	14,910			
2	01:36,906	2,211	4	01:43,177	26,515	7	PIT	20,033			
24	01:37,244	2,744	13	01:43,759	27,803	96	01:40,577	34,100			
10	01:38,643	5,699	35	01:44,759	42,339	19	01:42,415	37,571			
74	01:38,656	6,022	93	01:49,945	47,041	29	01:42,172	41,359			
69	01:39,602	7,754	7	01:54,344	01:02,4	4	01:42,332	41,898			
53	01:38,688	8,595	Lap: 5			13	01:44,599	46,068			
19	01:43,135	13,298	Num	Tiempo	GAP	26	01:46,654	46,788			
29	01:44,232	15,604	75	01:36,957		35	01:47,016	01:09,0			
26	01:44,850	16,021	44	01:37,481	1,574	93	PIT	01:34,4			
96	01:44,012	16,085	23	01:37,399	2,038	Lap: 8					
4	01:44,452	16,412	94	01:37,446	2,168	Num	Tiempo	GAP			
13	01:45,090	16,785	2	01:37,442	2,562	75	01:37,738				
93	01:49,402	24,748	40	01:37,446	3,569	23	01:37,562	1,148			
7	01:52,590	29,745	74	01:39,320	9,362	44	01:37,513	1,216			
35	01:43,172	30,282	24	01:40,181	9,917	40	01:37,003	1,353			
Lap: 3			53	01:38,110	9,917	94	01:37,369	1,528			
Num	Tiempo	GAP	10	01:39,966	11,992	2	01:37,750	1,970			
75	01:38,746		19	01:43,649	28,208	24	01:38,731	13,634			
44	01:39,433	0,954	96	01:41,823	28,639	74	01:39,587	13,758			
94	01:39,206	1,146	29	01:44,159	32,502	53	01:38,456	14,178			
23	01:38,422	1,626	4	01:43,357	32,915	10	01:38,586	15,758			
99	01:38,599	1,673	26	01:43,836	33,277	96	01:39,415	35,777			
2	01:38,941	2,406	13	01:43,581	34,427	19	01:42,487	42,320			
24	01:39,971	3,969	35	01:45,702	51,084	29	01:41,890	45,511			
40	01:42,430	4,128	93	01:49,900	59,984	4	01:41,870	46,030			
74	01:39,632	6,908	7	01:55,561	01:21,0	13	01:43,599	51,929			
10	01:40,524	7,477	Lap: 6			26	01:44,315	53,365			
Lap: 4			Num	Tiempo	GAP	35	01:43,794	01:15,0			
Lap: 5			75	01:37,577		Lap: 9					
Lap: 6			Lap: 7			Num	Tiempo	GAP			
Lap: 7			Lap: 8			75	01:35,722				
Lap: 8			Lap: 9			40	01:36,033	2,239			
Lap: 9			Lap: 10			44	01:36,167	2,372			
Lap: 10			Lap: 11			23	01:36,945	3,045			
Lap: 11			Lap: 12			2	01:36,709	4,067			
Lap: 12			Lap: 13			24	01:39,403	20,587			
Lap: 13			Lap: 14			53	01:39,088	20,679			
Lap: 14			Lap: 15			74	01:39,385	20,831			
Lap: 15			Lap: 16			10	01:38,779	21,052			
Lap: 16			Lap: 17			96	01:38,847	41,997			
Lap: 17			Lap: 18			19	01:42,417	55,708			
Lap: 18			Lap: 19			29	01:40,473	55,777			
Lap: 19			Lap: 20			4	01:41,000	56,947			
Lap: 20			Lap: 21			13	01:42,689	01:06,2			
Lap: 21			Lap: 22			69	PIT	01:14,1			
Lap: 22			Lap: 23			35	01:41,701	01:27,6			
Lap: 23			Lap: 24								
Lap: 24			Lap: 25								
Lap: 25			Lap: 26								
Lap: 26			Lap: 27								
Lap: 27			Lap: 28								
Lap: 28			Lap: 29								
Lap: 29			Lap: 30								
Lap: 30			Lap: 31								

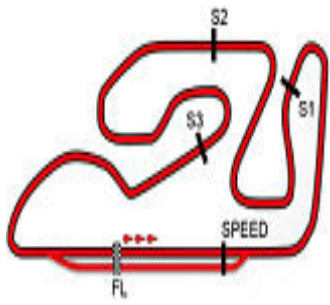


Circuit Ricardo Tormo

CTO. ESBK 2023

Análisis por vuelta Carrera 1 SBK

40	01:36,314	2,906
23	01:35,650	3,247
2	01:38,243	8,275
10	01:36,690	25,201
74	01:37,512	25,759
53	01:37,210	26,400
24	01:38,579	32,024
96	01:38,846	48,143
29	01:40,998	01:05,9
4	01:40,954	01:08,3
19	01:44,753	01:12,0
13	01:43,815	01:20,5
35	01:44,585	01:42,4



LISTADO DEL CUADRANTE

	V1	V2	V3	V4	V5	V6	V7	V8	V9	V10	V11	V12
75 - LOPES,Ivo	75	75	75	75	75	75	75	75	75	75	75	75
44 - ODENDAAL,Steven	44	44	44	44	44	44	23	23	23	40	40	44
40 - RAMOS,Roman	40	40	94	23	23	23	44	44	44	44	44	40
23 - PONSSON,Christophe	94	94	23	94	94	2	94	40	40	23	23	23
2 - ANTIGA,Guillaume	99	99	99	99	2	94	2	94	2	2	2	2
10 - ORRADRE,Unai	23	23	2	2	40	40	40	2	24	24	74	10
74 - BIESIEKIRSKI,Piotr	2	2	24	40	74	74	74	24	74	53	10	74
53 - GONZALEZ,Daniel	24	24	40	24	24	53	24	74	53	74	53	53
24 - TACCINI,Leonardo	10	10	74	74	53	24	53	53	10	10	24	24
96 - DAVIS,Jamie W.	74	74	10	53	10	10	10	10	96	96	96	96
29 - NUÑEZ,Juan Jose	69	69	53	10	19	96	96	96	19	19	29	29
4 - ARTIME,Javier	53	53	69	69	96	19	19	19	29	29	19	4
19 - DUFOUR,Paul	19	19	19	19	29	29	29	29	4	4	4	19
13 - VALTONEN,Ville	26	29	96	96	4	4	4	4	13	13	13	13
35 - NESSJOEN,Jonathan L.	29	26	29	29	26	26	13	13	26P	35	35	35
- NO CLASIFICADOS	13	96	26	26	13	13	26	26	35			
26 - SAEZ,Daniel	4	4	4	4	35	35	35	35				
94 - URAMOTO,Naomichi	96	13	13	13	93	93	93P					
93 - POULSEN,Mathias	93	93	93	35	7	7P						
7 - DZEGEDE,Zechariah K.	7	7	35	93	69P							
69 - ESCALERA,Aaron	35	35	7	7								
99 - GUTIERREZ,Oscar												

Presidente del Jurado

Director de Carrera

Cronometrador

