

Circuit Ricardo Tormo

CTO. ESBK 2023

CLASIFICACION Ent. Libre 2 Supersport NG

Pos	N.	Name	Team/Club	GR	Country	Brand	Category	Laps	iLap	Best Time	GAP	Interval	Km/h	Pen
1	43	JESPERSEN, Simon	YAMAHA TEAM SCANDINA	DEN	YAMAHA	SS	20	17	01:37,268				148,23	
2	25	VERDOIA, Andy	ARCO YAMAHA MOTOR U.	FRA	YAMAHA	SS	15	14	01:37,514	00:00,246	00:00,246		147,86	
3	57	MUÑOZ, Daniel	SP57 RACING TEAM	ESP	YAMAHA	SS	17	15	01:37,622	00:00,354	00:00,108		147,69	
4	4	FERNANDEZ, Eric	TEAM SPEED RACING	ESP	YAMAHA	SS	16	12	01:38,090	00:00,822	00:00,468		146,99	
5	21	MIHAILA, Demis	MOTOXRACING TEAM	ITA	YAMAHA	SS	17	14	01:38,185	00:00,917	00:00,095		146,85	
6	76	GIRAL, Julian	LA SCUDERIA- DUCATI	ESP	YAMAHA	SS	18	17	01:38,240	00:00,972	00:00,055		146,76	
7	67	VALLE, Carlos	YAMAHA GV STRATOS	ESP	YAMAHA	SS	11	10	01:38,281	00:01,013	00:00,041		146,70	
8	91	JIMENEZ, Borja	TEAM SPEED RACING	ESP	YAMAHA	SS	16	12	01:38,756	00:01,488	00:00,475		146,00	
9	50	VOSTATEK, Ondrej	NEW2 PROJECT TEAM	CZE	YAMAHA	SS	12	2	01:38,981	00:01,713	00:00,225		145,66	
10	37	GONZALEZ, Mauro	YAMAHA GV STRATOS	ESP	YAMAHA	SS	10	3	01:39,154	00:01,886	00:00,173		145,41	
11	26	RUIZ, Francisco J.	MDR COMPETICION	ESP	YAMAHA	ST	19	18	01:39,393	00:02,125	00:00,239		145,06	
12	92	ROIG, Nil	MOTAP RACING TEAM	ESP	YAMAHA	SS	18	11	01:39,659	00:02,391	00:00,266		144,67	
13	11	SCHULTZ, Jared Karl	ASAPMOTORSPORT	RSA	YAMAHA	SS	19	9	01:39,681	00:02,413	00:00,022		144,64	
14	8	AL-QUBAIS, Abdulla N.	ANDOTRANS TEAM TORRE	QAT	YAMAHA	SS	13	5	01:40,098	00:02,830	00:00,417		144,04	
15	7	ROCCA, Manuel	ZIVI MOTOR CORSE	ITA	YAMAHA	ST	18	15	01:40,114	00:02,846	00:00,016		144,02	
16	19	DIAZ, Joan	I+DENT RACING TEAM	ESP	YAMAHA	SS	16	16	01:40,254	00:02,986	00:00,140		143,81	
17	52	ERILL, Guillem	ANDIFER RACING TEAM	ESP	YAMAHA	SS	15	12	01:40,296	00:03,028	00:00,042		143,75	
18	14	TINKER, Corey	EASYRACE TEAM	GBR	YAMAHA	ST	19	11	01:41,244	00:03,976	00:00,948		142,41	
19	18	PARRILLA, Cesar	FAU55 RACING - FAMIL	ESP	YAMAHA	ST	14	13	01:41,328	00:04,060	00:00,084		142,29	
20	61	GARCIA, Iker	ARCO YAMAHA MOTOR U.	ESP	YAMAHA	ST	17	15	01:41,340	00:04,072	00:00,012		142,27	
21	17	ROMERO, Ruben	ILUSION RACING	ESP	YAMAHA	ST	13	9	01:42,228	00:04,960	00:00,888		141,04	
22	64	FABBRI, Davide	I+DENT RACING TEAM	ITA	YAMAHA	SS	17	15	01:42,449	00:05,181	00:00,221		140,73	
23	23	ROCHA, Diego	YAMAHA GV STRATOS	ARG	YAMAHA	ST	16	15	01:42,565	00:05,297	00:00,116		140,57	
24	81	SANTOS, Joan	YAMAHA GV STRATOS	ESP	YAMAHA	ST	13	13	01:43,441	00:06,173	00:00,876		139,38	
25	53	MALTERRE, Charly	ILUSION RACING	FRA	YAMAHA	ST	18	11	01:43,507	00:06,239	00:00,066		139,29	
26	90	AL THANI, Jassim G.	VRC TEAM	QAT	YAMAHA	SS	13	10	01:43,846	00:06,578	00:00,339		138,84	
27	47	VARGA, Tibor E.	MDR COMPETICION	HUN	YAMAHA	ST	4	3	01:44,048	00:06,780	00:00,202		138,57	
28	72	GUARNIERI, Alessio	I+DENT RACING TEAM	ITA	YAMAHA	ST	16	12	01:44,063	00:06,795	00:00,015		138,55	
29	60	RUIVINHO, Isaac	TEAM MOTOCULUBE LOULÉ	POR	KAWASAKI	ST	19	18	01:46,269	00:09,001	00:02,206		135,67	
30	84	RIVERA, Juan E.	TEAM ANDIFER RACING	COL	YAMAHA	ST	1	0	START					
31	9	DEL OLMO, Javier	KAWASAKI PALMETO PL	ESP	KAWASAKI	ST	2	0	START					

Circuit Ricardo Tormo

Oficial provisional

Oficial definitiva

Longitud: 4005 m.

H.R.: 14:34

Pag.1

Presidente del Jurado

Director de carrera:

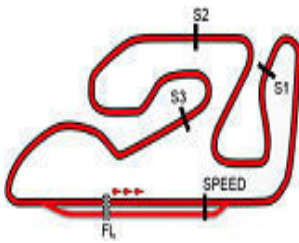
Cronometrador

Hora aprobación:

Hora publicación:

Hora impresión: 12/05/2023 15:17:49





Circuit Ricardo Tormo

**CTO. ESBK 2023**

**ANALYSIS / SECTORS Ent. Libre 2 Supersport NG**

Lap	Time	TEAM SPEED RACING				V.Max	Hour
		Sector 1	Sector 2	Sector 3	Sector 4		
<b>4</b>		<b>FERNANDEZ, Eric</b>					
ESP		P.Vmax: 1				T. Ideal: 01:38,090	
1	START	02:06,794	00:28,506	00:25,197	00:27,212		14:38:14
2	01:42,638	00:24,962	00:27,434	00:23,579	00:26,663	238,24	14:39:57
3	PIT	00:24,138	00:26,394	00:23,244	00:34,624	239,11	14:41:45
4	06:44,281	05:25,475	00:27,187	00:24,557	00:27,062		14:48:29
5	01:39,823	00:23,905	00:26,306	00:23,183	00:26,429	242,70	14:50:09
6	01:40,145	00:23,345	00:26,106	00:23,274	00:27,420	243,61	14:51:49
7	01:40,764	00:24,598	00:26,447	00:23,208	00:26,511	242,70	14:53:30
8	PIT	00:24,571	00:27,373	00:24,500	00:35,388	243,61	14:55:22
9	08:40,892	07:23,706	00:26,753	00:23,600	00:26,833		15:04:03
10	01:38,773	00:23,155	00:26,130	00:22,928	00:26,560	242,70	15:05:41
11	01:39,412	00:23,330	00:26,173	00:23,401	00:26,508	240,89	15:07:21
12	<b>01:38,090</b>	<b>00:22,894</b>	<b>00:25,903</b>	<b>00:22,918</b>	<b>00:26,375</b>	241,79	15:08:59
13	01:39,913	00:23,235	00:26,352	00:23,262	00:27,064	244,53	15:10:39
14	01:38,868	00:22,933	00:26,112	00:23,128	00:26,695	243,61	15:12:18
15	01:38,795	00:22,989	00:26,168	00:23,110	00:26,528	240,89	15:13:57
16	PIT	00:22,899	00:26,034	00:23,427	00:35,538	<b>247,33</b>	15:15:44

Lap	Time	ZIVI MOTOR CORSE				V.Max	Hour
		Sector 1	Sector 2	Sector 3	Sector 4		
<b>7</b>		<b>ROCCA, Manuel</b>					
ITA		P.Vmax: 11				T. Ideal: 01:39,763	
1	START	01:02,363	00:28,514	00:24,644	00:27,766		14:37:10
2	01:44,725	00:25,878	00:27,452	00:23,858	00:27,537	228,17	14:38:54
3	01:41,907	00:23,908	00:26,871	00:23,616	00:27,512	230,60	14:40:36
4	PIT	00:29,085	00:28,670	00:25,507	00:40,039	230,60	14:42:39
5	05:50,463	04:31,708	00:27,552	00:23,823	00:27,380		14:48:30
6	01:41,585	00:24,226	00:26,674	00:23,481	00:27,204	232,26	14:50:11
7	01:41,238	00:23,943	00:26,867	00:23,305	00:27,123	229,79	14:51:53
8	01:41,311	00:23,897	00:26,808	00:23,373	00:27,233	231,43	14:53:34
9	PIT	00:24,907	00:27,268	00:24,110	00:36,452	<b>233,94</b>	14:55:27
10	06:20,336	05:01,259	00:27,540	00:24,150	00:27,387		15:01:47
11	01:40,647	00:24,036	00:26,554	<b>00:23,166</b>	<b>00:26,891</b>	228,98	15:03:28
12	01:40,441	00:23,722	00:26,500	00:23,223	00:26,996	229,79	15:05:08
13	01:40,239	00:23,595	00:26,463	00:23,206	00:26,975	228,17	15:06:48
14	01:49,486	00:30,832	00:27,107	00:23,764	00:27,783	227,37	15:08:38
15	<b>01:40,114</b>	00:23,563	<b>00:26,434</b>	00:23,198	00:26,919	227,37	15:10:18
16	01:46,522	00:26,849	00:29,452	00:23,245	00:26,976	229,79	15:12:05
17	01:40,167	<b>00:23,272</b>	00:26,599	00:23,255	00:27,041	231,43	15:13:45
18	01:40,505	00:23,432	00:26,520	00:23,303	00:27,250	229,79	15:15:25

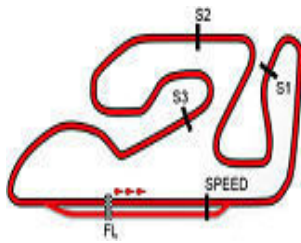
Lap	Time	ANDOTRANS TEAM TORRE				V.Max	Hour
		Sector 1	Sector 2	Sector 3	Sector 4		
<b>8</b>		<b>AL-QUBAIS, Abdulla N.</b>					
QAT		P.Vmax: 22				T. Ideal: 01:40,015	
1	PIT	05:39,108	00:30,176	00:24,409	00:38,276		14:41:58
2	14:10,325	12:49,134	00:29,336	00:24,167	00:27,688		14:56:09
3	01:40,745	00:23,820	00:26,633	00:23,171	00:27,121	227,37	14:57:49
4	01:40,519	00:23,961	<b>00:26,309</b>	00:23,194	00:27,055	<b>230,60</b>	14:59:30
5	<b>01:40,098</b>	00:23,631	00:26,361	<b>00:23,123</b>	<b>00:26,983</b>	<b>230,60</b>	15:01:10
6	01:40,983	00:23,665	00:26,643	00:23,558	00:27,117	228,17	15:02:51
7	01:43,839	00:24,938	00:27,894	00:23,701	00:27,306	226,57	15:04:35
8	01:41,008	<b>00:23,600</b>	00:26,664	00:23,488	00:27,256	225,78	15:06:16
9	01:40,559	00:23,623	00:26,431	00:23,373	00:27,132	227,37	15:07:56
10	01:40,822	00:23,630	00:26,712	00:23,305	00:27,175	225,78	15:09:37
11	01:40,950	00:23,941	00:26,630	00:23,339	00:27,040	227,37	15:11:18
12	01:41,139	00:23,733	00:26,717	00:23,509	00:27,180	228,17	15:12:59
13	02:01,582	00:23,672	00:26,489	00:33,856	00:37,565	228,17	15:15:01

Lap	Time	KAWASAKI PALMETO PL				V.Max	Hour
		Sector 1	Sector 2	Sector 3	Sector 4		
<b>9</b>		<b>DEL OLMO, Javier</b>					
ESP		P.Vmax: 30				T. Ideal: 02:46,857	
1	PIT	<b>01:06,477</b>	<b>00:29,849</b>	<b>00:25,645</b>	00:51,390		14:37:40
2	PIT	11:56,444	00:33,642	00:49,731	<b>00:44,886</b>		14:51:44

Lap	Time	ASAPMOTORSPORT				V.Max	Hour
		Sector 1	Sector 2	Sector 3	Sector 4		
<b>11</b>		<b>SCHULTZ, Jared Karl</b>					
RSA		P.Vmax: 13				T. Ideal: 01:39,202	
1	START	01:07,102	00:29,594	00:25,421	00:28,521		14:37:17
2	01:42,881	00:25,188	00:26,936	00:23,707	00:27,050	229,79	14:39:00
3	01:41,376	00:24,445	00:26,620	00:23,376	00:26,935	231,43	14:40:41
4	PIT	00:24,744	00:26,889	00:25,855	00:35,454	232,26	14:42:34
5	05:08,999	03:50,103	00:27,729	00:23,914	00:27,253		14:47:43
6	01:41,698	00:24,519	00:26,294	00:23,507	00:27,378	230,60	14:49:25
7	01:40,811	00:24,311	00:26,202	00:23,414	00:26,884	228,98	14:51:06
8	01:40,639	00:24,279	00:26,179	00:23,267	00:26,914	229,79	14:52:46
9	<b>01:39,681</b>	00:23,525	00:26,143	<b>00:23,144</b>	00:26,869	230,60	14:54:26
10	01:41,694	00:23,913	00:26,883	00:23,992	00:26,906	231,43	14:56:08
11	01:41,295	00:23,896	00:26,508	00:23,735	00:27,156	229,79	14:57:49
12	01:40,407	00:24,106	00:26,164	00:23,299	00:26,838	230,60	14:59:29
13	01:51,196	00:23,699	00:26,466	00:23,193	00:37,838	<b>233,09</b>	15:01:20
14	01:40,890	00:24,213	00:26,397	00:23,288	00:26,992	224,22	15:03:01
15	01:39,714	00:23,547	00:26,263	00:23,211	<b>00:26,693</b>	230,60	15:04:41
16	PIT	00:23,637	<b>00:26,096</b>	00:23,349	00:36,379	232,26	15:06:31
17	06:08,849	04:50,389	00:27,401	00:23,976	00:27,083		15:12:39
18	01:39,892	00:23,399	00:26,275	00:23,298	00:26,920	231,43	15:14:19
19	01:40,068	<b>00:23,269</b>	00:26,204	00:23,604	00:26,991	232,26	15:15:59

Lap	Time	EASYRACE TEAM				V.Max	Hour
		Sector 1	Sector 2	Sector 3	Sector 4		
<b>14</b>		<b>TINKER, Corey</b>					
GBR		P.Vmax: 19				T. Ideal: 01:40,534	
1	START	01:02,587	00:28,290	00:24,860	00:27,632		14:37:10
2	01:43,538	00:24,637	00:27,714	00:24,010	00:27,177	231,43	14:38:53
3	01:42,816	00:24,266	00:27,168	00:23,744	00:27,638	229,79	14:40:36
4	PIT	00:24,190	00:26,876	00:28,669	00:39,407	225,78	14:42:35
5	06:49,936	05:29,875	00:28,172	00:24,136	00:27,753		14:49:25
6	01:41,883	00:24,333	00:26,827	00:23,541	00:27,182	228,98	14:51:07
7	01:41,848	00:24,135	00:26,754	00:23,655	00:27,304	227,37	14:52:49
8	01:59,668	00:25,461	00:27,643	00:38,754	00:27,810	228,17	14:54:48
9	01:42,146	00:23,878	00:26,853	00:23,654	00:27,761	228,98	14:56:31
10	01:41,617	00:23,850	00:26,781	00:23,643	00:27,343	227,37	14:58:12
11	<b>01:41,244</b>	00:23,655	00:26,771	00:23,635	00:27,183	226,57	14:59:53
12	PIT	00:29,949	00:28,165	00:24,380	00:34,932	228,98	15:01:51
13	03:27,663	02:03,620	00:29,059	00:25,990	00:28,994		15:05:19
14	01:45,093	00:25,984	00:27,559	00:23,903	00:27,647	214,57	15:07:04
15	01:48,585	00:29,318	00:27,695	00:23,970	00:27,602	225,00	15:08:52
16	01:41,728	00:23,917	00:26,906	00:23,601	00:27,304	227,37	15:10:34
17	01:42,035	00:23,773	00:26,916	00:23,688	00:27,658	227,37	15:12:16
18	01:41,962	00:23,608	00:27,693	<b>00:23,524</b>	<b>00:27,137</b>	228,17	15:13:58
19	01:42,360	<b>00:23,286</b>	<b>00:26,587</b>	00:23,932	00:28,555	<b>232,26</b>	15:15:40

Lap	Time	ILUSION RACING				V.Max	Hour
		Sector 1	Sector 2	Sector 3	Sector 4		
<b>17</b>		<b>ROMERO, Ruben</b>					
ESP		P.Vmax: 13				T. Ideal: 01:41,802	
1	PIT	01:11,696	00:32,387	00:28,113	00:38,430		14:37:37
2	10:12,839	08:49,606	00:29,423	00:25,464	00:28		



Circuit Ricardo Tormo

**CTO. ESBK 2023**

**ANALYSIS / SECTORS Ent. Libre 2 Supersport NG**

5	09:31,451	08:10,718	00:28,587	00:24,486	00:27,660	15:01:04	9	01:40,310	00:23,490	00:26,320	00:23,414	00:27,086	235,64	14:54:33
6	01:48,158	00:24,572	00:27,266	00:28,548	00:27,772	230,60	10	PIT	00:25,941	00:28,246	00:24,094	00:32,822	236,50	14:56:24
7	01:46,375	00:26,388	00:28,438	<b>00:23,777</b>	00:27,772	231,43	11	08:28,680	07:07,207	00:29,508	00:24,490	00:27,475		15:04:53
8	01:42,712	00:24,512	<b>00:26,663</b>	00:23,992	00:27,545	227,37	12	01:39,921	00:23,601	00:26,409	00:23,209	00:26,702	233,09	15:06:33
9	<b>01:42,228</b>	<b>00:24,030</b>	00:26,833	00:24,033	<b>00:27,332</b>	<b>233,09</b>	13	01:38,665	00:23,149	00:26,052	00:23,013	00:26,451	233,94	15:08:11
10	01:43,224	00:24,693	00:26,794	00:24,118	00:27,619	229,79	14	<b>01:38,185</b>	00:22,905	00:25,917	<b>00:22,926</b>	<b>00:26,437</b>	234,78	15:09:50
11	01:56,754	00:30,112	00:29,486	00:27,325	00:29,831	231,43	15	01:41,450	00:24,420	00:26,752	00:23,482	00:26,796	<b>239,11</b>	15:11:31
12	01:46,437	00:25,122	00:27,867	00:25,089	00:28,359	218,92	16	01:38,185	<b>00:22,783</b>	00:25,884	00:22,927	00:26,591	238,24	15:13:09
13	01:45,770	00:24,477	00:27,625	00:25,129	00:28,539	230,60	17	01:38,566	00:22,832	<b>00:25,853</b>	00:23,179	00:26,702	237,36	15:14:48

<b>18</b>	<b>PARRILLA, Cesar</b>	FAU55 RACING - FAMIL					
	ESP	P.Vmax: 13		T. Ideal: 01:41,190			
Lap	Time	Sector 1	Sector 2	Sector 3	Sector 4	V.Max	Hour
1	PIT	06:50,682	00:30,423	00:26,155	00:35,221		14:43:09
2	06:55,083	05:35,094	00:28,197	00:24,366	00:27,426		14:50:04
3	01:44,902	00:25,353	00:27,468	00:24,338	00:27,743	231,43	14:51:49
4	01:44,463	00:25,324	00:27,256	00:24,034	00:27,849	219,66	14:53:33
5	01:45,197	00:25,494	00:27,763	00:24,058	00:27,882	226,57	14:55:18
6	01:43,222	00:24,961	00:26,890	00:24,036	00:27,335	230,60	14:57:02
7	PIT	00:28,285	00:27,484	00:24,328	00:35,550	227,37	14:58:57
8	06:23,594	05:03,325	00:28,098	00:24,322	00:27,849		15:05:21
9	01:42,851	00:24,842	00:27,126	00:23,689	00:27,194	228,98	15:07:04
10	01:49,588	00:30,097	00:27,998	00:24,078	00:27,415	230,60	15:08:53
11	01:42,464	00:24,585	00:27,069	00:23,711	00:27,099	229,79	15:10:36
12	01:42,117	00:24,305	00:27,011	00:23,745	00:27,056	230,60	15:12:18
13	<b>01:41,328</b>	<b>00:24,051</b>	00:26,875	<b>00:23,498</b>	<b>00:26,904</b>	<b>233,09</b>	15:13:59
14	01:46,675	00:24,203	<b>00:26,737</b>	00:23,834	00:31,901	<b>233,09</b>	15:15:46

<b>23</b>	<b>ROCHA, Diego</b>	YAMAHA GV STRATOS					
	ARG	P.Vmax: 22		T. Ideal: 01:42,330			
Lap	Time	Sector 1	Sector 2	Sector 3	Sector 4	V.Max	Hour
1	START	12:19,081	00:29,546	00:24,850	00:28,990		14:48:29
2	01:49,316	00:27,075	00:28,846	00:24,933	00:28,462	221,92	14:50:18
3	01:45,859	00:25,311	00:27,918	00:24,430	00:28,200	222,68	14:52:04
4	01:49,701	00:29,253	00:28,028	00:24,363	00:28,057	224,22	14:53:54
5	01:49,494	00:25,442	00:27,870	00:27,822	00:28,360	223,45	14:55:43
6	01:44,057	00:24,975	00:27,286	00:24,016	00:27,780	223,45	14:57:27
7	02:00,682	00:24,354	00:27,203	00:40,783	00:28,342	228,17	14:59:28
8	01:44,057	00:24,531	00:27,320	00:24,255	00:27,951	224,22	15:01:12
9	01:43,471	00:24,303	00:27,245	00:24,056	00:27,867	225,78	15:02:55
10	01:42,992	00:24,167	00:27,187	00:23,870	00:27,768	225,78	15:04:38
11	01:42,796	00:24,017	00:27,134	00:23,937	<b>00:27,708</b>	224,22	15:06:21
12	01:43,340	00:24,433	00:27,082	00:24,053	00:27,772	225,78	15:08:04
13	01:42,774	00:24,184	<b>00:26,949</b>	00:23,890	00:27,751	224,22	15:09:47
14	01:43,903	00:24,573	00:27,249	00:23,994	00:28,087	225,78	15:11:31
15	<b>01:42,565</b>	<b>00:23,814</b>	00:26,960	00:24,001	00:27,790	<b>230,60</b>	15:13:14
16	PIT	00:23,883	00:26,951	<b>00:23,859</b>	00:40,272	226,57	15:15:09

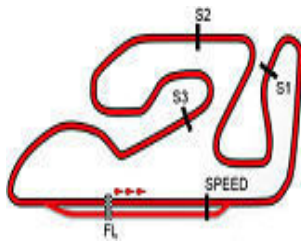
<b>19</b>	<b>DIAZ, Joan</b>	I+DENT RACING TEAM					
	ESP	P.Vmax: 7		T. Ideal: 01:39,702			
Lap	Time	Sector 1	Sector 2	Sector 3	Sector 4	V.Max	Hour
1	START	01:17,514	00:29,248	00:25,600	00:28,318		14:37:27
2	01:43,425	00:24,764	00:27,388	00:24,104	00:27,169	233,09	14:39:10
3	01:44,714	00:26,290	00:27,166	00:24,023	00:27,235	234,78	14:40:55
4	PIT	00:24,926	00:27,720	00:24,863	00:35,319	233,94	14:42:48
5	04:37,385	03:18,379	00:27,858	00:23,941	00:27,207		14:47:25
6	01:42,190	00:24,586	00:26,911	00:23,596	00:27,097	233,94	14:49:07
7	01:41,343	00:23,960	00:26,750	00:23,741	00:26,892	233,09	14:50:49
8	01:41,308	00:24,010	00:26,644	00:23,737	00:26,917	234,78	14:52:30
9	01:40,834	00:23,850	00:26,541	00:23,535	00:26,908	235,64	14:54:11
10	PIT	00:24,448	00:28,192	00:23,954	00:33,407	235,64	14:56:01
11	07:03,635	05:45,540	00:27,291	00:23,807	00:26,997		15:03:05
12	PIT	00:23,823	00:26,657	00:23,550	00:32,044	235,64	15:04:51
13	05:01,061	03:40,697	00:28,770	00:24,657	00:26,937		15:09:52
14	01:40,310	00:23,900	00:26,471	<b>00:23,299</b>	<b>00:26,640</b>	<b>236,50</b>	15:11:32
15	01:41,215	00:23,593	<b>00:26,331</b>	00:24,179	00:27,112	235,64	15:13:13
16	<b>01:40,254</b>	<b>00:23,432</b>	00:26,358	00:23,577	00:26,887	<b>236,50</b>	15:14:53

<b>25</b>	<b>VERDOIA, Andy</b>	ARCO YAMAHA MOTOR U.					
	FRA	P.Vmax: 3		T. Ideal: 01:37,514			
Lap	Time	Sector 1	Sector 2	Sector 3	Sector 4	V.Max	Hour
1	START	01:00,581	00:28,653	00:24,181	00:27,119		14:37:07
2	01:39,155	00:23,613	00:26,208	00:23,000	00:26,334	233,09	14:38:46
3	01:39,765	00:23,515	00:26,681	00:22,969	00:26,600	236,50	14:40:26
4	PIT	00:23,405	00:26,088	00:25,268	00:38,176	233,94	14:42:19
5	04:56,052	03:39,507	00:26,768	00:23,214	00:26,563		14:47:15
6	01:44,006	00:27,294	00:26,925	00:23,288	00:26,499	234,78	14:48:59
7	01:39,148	00:23,612	00:26,120	00:22,949	00:26,467	234,78	14:50:38
8	01:38,668	00:23,315	00:26,025	00:22,906	00:26,422	233,94	14:52:16
9	01:38,491	00:23,665	00:26,022	00:22,933	00:26,471	235,64	14:53:55
10	PIT	00:24,247	00:27,367	00:25,689	00:35,228	<b>240,00</b>	14:55:48
11	12:01,513	10:43,444	00:27,886	00:23,365	00:26,818		15:07:49
12	01:38,041	00:23,031	00:25,937	00:22,752	00:26,321	233,09	15:09:27
13	01:40,803	00:23,819	00:26,211	00:23,595	00:27,178	238,24	15:11:08
14	<b>01:37,514</b>	<b>00:22,786</b>	<b>00:25,803</b>	<b>00:22,689</b>	<b>00:26,236</b>	<b>240,00</b>	15:12:45
15	PIT	00:25,241	00:26,791	00:23,995	00:38,013	236,50	15:14:39

<b>21</b>	<b>MIHAILA, Demis</b>	MOTOXRACING TEAM					
	ITA	P.Vmax: 5		T. Ideal: 01:37,999			
Lap	Time	Sector 1	Sector 2	Sector 3	Sector 4	V.Max	Hour
1	START	01:26,239	00:30,786	00:25,076	00:28,281		14:37:37
2	01:43,983	00:25,113	00:27,643	00:23,998	00:27,229	228,98	14:39:21
3	01:42,372	00:24,259	00:26,791	00:23,443	00:27,879	232,26	14:41:03
4	PIT	00:25,356	00:29,593	00:24,549	00:33,978	232,26	14:42:56
5	04:53,325	03:31,294	00:29,467	00:24,640	00:27,924		14:47:50
6	01:41,716	00:24,135	00:26,914	00:23,509	00:27,158	236,50	14:49:31
7	01:40,879	00:23,893	00:26,567	00:23,467	00:26,952	233,94	14:51:12
8	01:40,390	00:23,597	00:26,217	00:23,265	00:27,311	231,43	14:52:53

<b>26</b>	<b>RUIZ, Francisco J.</b>	MDR COMPETICION					
	ESP	P.Vmax: 13		T. Ideal: 01:39,163			
Lap	Time	Sector 1	Sector 2	Sector 3	Sector 4	V.Max	Hour
1	START	01:03,489	00:28,469	00:24,904	00:27,360		14:37:10
2	01:42,391	00:24,234	00:27,073	00:23,856	00:27,228	231,43	14:38:53
3	01:45,118	00:27,425	00:26,783	00:23,547	00:27,363	225,78	14:40:38
4	PIT	00:26,490	00:28,405	00:26,120	00:35,523	225,78	14:42:34
5	05:38,778	04:18,353	00:28,731	00:23,890	00:27,804		14:48:13
6	01:42,850	00:24,868	00:26,847	00:23,624	00:27,511	226,57	14:49:56
7	01:43,978	00:24,617	00:27,108	00:23,586	00:28,667	226,57	14:51:40





Circuit Ricardo Tormo

**CTO. ESBK 2023**

**ANALYSIS / SECTORS Ent. Libre 2 Supersport NG**

8	01:42,220	00:24,325	00:26,820	00:23,649	00:27,426	222,68	14:53:22
9	01:48,336	00:24,542	00:27,578	00:28,158	00:28,058	226,57	14:55:11
10	01:42,869	00:24,601	00:26,917	00:23,771	00:27,580	225,78	14:56:54
11	01:44,029	00:24,372	00:26,794	00:24,917	00:27,946	223,45	14:58:38
12	01:41,062	00:23,874	00:26,632	00:23,306	00:27,250	225,78	15:00:19
13	01:41,046	00:23,719	00:26,526	00:23,422	00:27,379	227,37	15:02:00
14	01:46,072	00:24,918	00:27,741	00:24,271	00:29,142	227,37	15:03:46
15	PIT	00:24,777	00:28,248	00:24,702	00:33,975	227,37	15:05:37
16	05:31,887	04:14,215	00:26,980	00:23,574	00:27,118		15:11:09
17	01:40,156	00:23,860	00:26,362	00:23,069	<b>00:26,865</b>	<b>233,09</b>	15:12:49
18	<b>01:39,393</b>	00:23,277	<b>00:26,171</b>	<b>00:22,983</b>	00:26,962	232,26	15:14:29
19	01:39,623	<b>00:23,144</b>	00:26,211	00:23,209	00:27,059	227,37	15:16:08

<b>37</b>	<b>GONZALEZ, Mauro</b>	YAMAHA GV STRATOS					
	ESP	P.Vmax: 9 T. Ideal: 01:38,909					
Lap	Time	Sector 1	Sector 2	Sector 3	Sector 4	V.Max	Hour
1	START	17:39,247	00:29,012	00:23,284	00:26,746		14:53:45
2	01:39,835	00:24,292	00:25,934	<b>00:22,947</b>	00:26,662	233,09	14:55:24
3	<b>01:39,154</b>	<b>00:23,593</b>	00:25,960	00:23,068	<b>00:26,533</b>	234,78	14:57:03
4	01:41,030	00:24,076	00:26,823	00:23,140	00:26,991	233,09	14:58:45
5	PIT	00:24,030	<b>00:25,836</b>	00:23,024	00:32,509	230,60	15:00:30
6	08:13,463	06:56,436	00:26,622	00:23,298	00:27,107		15:08:43
7	01:40,055	00:24,237	00:25,879	00:23,075	00:26,864	228,98	15:10:23
8	01:39,313	00:23,603	00:25,916	00:23,070	00:26,724	230,60	15:12:03
9	01:42,159	00:25,274	00:26,921	00:23,131	00:26,833	<b>235,64</b>	15:13:45
10	PIT	00:23,697	00:27,409	00:24,626	00:38,708	230,60	15:15:39

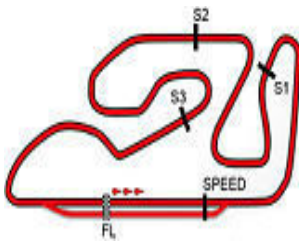
<b>43</b>	<b>JESPERSEN, Simon</b>	YAMAHA TEAM SCANDINA					
	DEN	P.Vmax: 5 T. Ideal: 01:37,128					
Lap	Time	Sector 1	Sector 2	Sector 3	Sector 4	V.Max	Hour
1	START	01:09,171	00:27,988	00:24,615	00:27,429		14:37:15
2	01:40,759	00:24,057	00:26,652	00:23,223	00:26,827	234,78	14:38:56
3	PIT	00:23,668	00:26,093	00:23,050	00:33,659	235,64	14:40:43
4	08:51,911	07:35,065	00:27,207	00:23,210	00:26,429		14:49:35
5	01:37,793	00:22,904	00:25,808	00:22,718	00:26,363	234,78	14:51:12
6	01:37,904	00:22,782	00:25,814	00:22,991	00:26,317	233,94	14:52:50
7	01:38,251	00:22,987	00:25,841	00:22,914	00:26,509	237,36	14:54:29
8	01:38,336	00:22,870	00:25,734	00:23,149	00:26,583	236,50	14:56:07
9	01:38,197	00:22,970	00:25,832	00:22,900	00:26,495	235,64	14:57:45
10	01:37,793	00:22,864	00:25,737	00:22,820	00:26,372	234,78	14:59:23
11	01:37,442	00:22,676	00:25,639	00:22,751	00:26,376	235,64	15:01:00
12	01:38,545	00:23,180	00:25,842	00:22,991	00:26,532	235,64	15:02:39
13	01:39,468	00:22,851	00:26,112	00:24,008	00:26,497	237,36	15:04:18
14	01:37,704	00:22,869	00:25,605	00:22,806	00:26,424	236,50	15:05:56
15	01:37,286	00:22,614	00:25,607	00:22,748	00:26,317	238,24	15:07:33
16	01:37,328	00:22,654	<b>00:25,533</b>	<b>00:22,710</b>	00:26,431	236,50	15:09:11
17	<b>01:37,268</b>	<b>00:22,571</b>	00:25,566	00:22,715	00:26,416	236,50	15:10:48
18	01:37,461	00:22,721	00:25,628	00:22,798	<b>00:26,314</b>	<b>239,11</b>	15:12:25
19	01:37,456	00:22,652	00:25,572	00:22,860	00:26,372	237,36	15:14:03
20	01:40,307	00:22,617	00:25,880	00:23,067	00:28,743	237,36	15:15:43

<b>47</b>	<b>VARGA, Tibor E.</b>	MDR COMPETICION					
	HUN	P.Vmax: 22 T. Ideal: 01:44,048					
Lap	Time	Sector 1	Sector 2	Sector 3	Sector 4	V.Max	Hour
1	START	01:04,169	00:28,344	00:24,427	00:27,782		14:37:11
2	01:46,039	00:26,451	00:27,739	00:24,106	00:27,743	<b>230,60</b>	14:38:57
3	<b>01:44,048</b>	<b>00:25,293</b>	<b>00:27,147</b>	<b>00:23,889</b>	<b>00:27,719</b>	229,79	14:40:41
4	PIT	00:26,434	00:28,100	00:25,342	00:37,537	229,79	14:42:38

<b>50</b>	<b>VOSTATEK, Ondrej</b>	NEW2 PROJECT TEAM					
	CZE	P.Vmax: 10 T. Ideal: 01:38,172					
Lap	Time	Sector 1	Sector 2	Sector 3	Sector 4	V.Max	Hour
1	START	00:41,859	00:26,780	00:23,319	00:26,570		14:36:45
2	<b>01:38,981</b>	00:23,706	00:25,946	00:22,815	00:26,514	231,43	14:38:24
3	01:39,582	00:24,422	00:25,813	<b>00:22,805</b>	00:26,542	232,26	14:40:03
4	PIT	00:25,112	00:26,246	00:23,187	00:35,880	232,26	14:41:54
5	05:08,935	03:53,018	00:26,224	00:23,124	00:26,569		14:47:03
6	01:39,186	00:24,015	00:25,833	00:22,885	00:26,453	233,94	14:48:42
7	01:39,095	00:23,920	<b>00:25,781</b>	00:22,952	<b>00:26,442</b>	233,09	14:50:21
8	01:42,890	00:23,777	00:28,406	00:23,074	00:27,633	233,09	14:52:04
9	01:39,619	00:23,472	00:25,877	00:23,294	00:26,976	<b>234,78</b>	14:53:43
10	PIT	00:23,187	00:25,802	00:23,382	00:34,214	233,94	14:55:30
11	06:18,357	04:57,604	00:27,442	00:25,200	00:28,111		15:01:48
12	PIT	<b>00:23,144</b>	00:29,792		07:29,222	232,26	15:10:11

<b>52</b>	<b>ERILL, Guillem</b>	ANDIFER RACING TEAM					
	ESP	P.Vmax: 19 T. Ideal: 01:39,912					
Lap	Time	Sector 1	Sector 2	Sector 3	Sector 4	V.Max	Hour
1	START	04:34,148	00:28,122	00:24,211	00:27,254		14:40:40
2	PIT	00:28,773	00:27,434	00:25,007	00:34,120	231,43	14:42:35
3	07:56,814	06:37,842	00:27,541	00:24,199	00:27,232		14:50:32
4	01:41,760	00:24,284	00:26,811	00:23,703	00:26,962	228,98	14:52:14
5	01:40,901	00:23,913	00:26,497	00:23,544	00:26,947	231,43	14:53:55
6	01:42,203	00:23,997	00:27,145	00:23,995	00:27,066	<b>232,26</b>	14:55:37
7	PIT	00:23,874	00:26,702	00:23,461	00:32,328	230,60	14:57:23
8	05:57,246	04:39,395	00:27,087	00:23,733	00:27,031		15:03:21
9	01:40,806	00:23,648	00:26,526	00:23,456	00:27,176	231,43	15:05:01
10	01:40,527	00:23,575	00:26,505	00:23,525	<b>00:26,922</b>	229,79	15:06:42
11	01:40,439	00:23,382	00:26,470	00:23,423	00:27,164	229,79	15:08:22
12	<b>01:40,296</b>	00:23,378	<b>00:26,369</b>	00:23,441	00:27,108	229,79	15:10:03
13	01:40,708	<b>00:23,201</b>	00:26,507	<b>00:23,420</b>	00:27,580	231,43	15:11:43
14	01:41,727	00:23,484	00:26,698	00:24,158	00:27,387	229,79	15:13:25
15	PIT	00:26,699	00:27,009	00:23,936	00:33,344	<b>232,26</b>	15:15:16

<b>53</b>	<b>MALTERRE, Charly</b>	ILUSION RACING					
	FRA	P.Vmax: 13 T. Ideal: 01:43,344					
Lap	Time	Sector 1	Sector 2	Sector 3	Sector 4	V.Max	Hour
1	START	01:28,330	00:29,287	00:24,927	00:28,856		14:37:38
2	01:47,249	00:25,781	00:28,149	00:24,728	00:28,591	224,22	14:39:25
3	01:45,606	00:25,077	00:27,563	00:24,607	00:28,359	224,22	14:41:10
4	PIT	00:27,096	00:30,367	00:27,320	00:36,289	225,00	14:43:12
5	04:35,126	03:13,678	00:28,379	00:24,593	00:28,476		14:47:47
6	01:45,485	00:24,889	00:27,683	00:24,540	00:28,373	225,78	14:49:32
7	01:44,775	00:24,706	00:27,590	00:24,298	00:28,181	227,37	14:51:17
8	01:44,615	00:24,907	00:27,302	00:24,337	00:28,069	225,00	14:53:02
9	01:44,725	00:24,855	00:27,415	00:24,426	00:28,029	226,57	14:54:46
10	01:44,491	00:24,718	00:27,308	00:24,340	00:28,125	225,78	14:56:31
11	<b>01:43,507</b>	00:24,438	00:27,181	<b>00:24,010</b>	<b>00:27,878</b>	229,79	14:58:14
12	01:43,671	00:24,461	<b>00:27,088</b>	00:24,136	00:27,986	226,57	14:59:58
13	PIT	<b>00:24,368</b>	00:27,145	00:24,243	00:35,239	226,57	15:01:49
14	07:05,485	05:43,134	00:29,973	00:24,326	00:28,052		15:08:54
15	01:44,613	00:24,919	00:27,356	00:24,214	00:28,124	227,37	15:10:39
16	01:44,180	00:24,480	00:27,376	00:24,233	00:28,091	<b>233,09</b>	15:12:23
17	01:46,492	00:26,312	00:27,640	00:24,377	00:28,163	228,17	15:14:10
18	PIT	00:24,466	00:27,397	00:26,401	00:37,972	228,17	15:16:06



Circuit Ricardo Tormo

CTO. ESBK 2023

ANALYSIS / SECTORS Ent. Libre 2 Supersport NG

57 MUÑOZ, Daniel		SP57 RACING TEAM					
ESP		P.Vmax: 7 T. Ideal: 01:37,539					
Lap Time	Sector 1	Sector 2	Sector 3	Sector 4	V.Max	Hour	
1	PIT	05:53,850	00:27,324	00:23,666	00:33,548		14:42:05
2	04:49,787	03:33,495	00:26,577	00:23,063	00:26,652		14:46:54
3	01:39,221	00:23,678	00:25,964	00:22,973	00:26,606	229,79	14:48:34
4	01:38,807	00:23,461	00:25,989	00:22,947	<b>00:26,410</b>	230,60	14:50:12
5	01:38,903	00:23,374	00:26,077	00:22,837	00:26,615	231,43	14:51:51
6	01:38,972	00:23,221	00:26,152	00:22,933	00:26,666	231,43	14:53:30
7	PIT	00:23,274	00:27,018	00:26,308	00:32,173	<b>236,50</b>	14:55:19
8	06:18,166	05:01,598	00:26,568	00:23,256	00:26,744		15:01:37
9	01:42,153	00:22,984	00:25,999	00:26,143	00:27,027	228,98	15:03:19
10	01:38,948	00:23,222	00:26,162	00:22,984	00:26,580	228,98	15:04:58
11	01:38,221	00:22,969	00:25,921	00:22,875	00:26,456	229,79	15:06:37
12	01:38,013	00:22,763	00:25,891	00:22,847	00:26,512	228,98	15:08:15
13	01:37,757	<b>00:22,676</b>	00:25,738	00:22,901	00:26,442	230,60	15:09:52
14	01:38,356	00:22,837	00:25,879	00:23,064	00:26,576	233,09	15:11:31
15	<b>01:37,622</b>	00:22,680	<b>00:25,665</b>	00:22,831	00:26,446	230,60	15:13:08
16	01:37,812	00:22,682	00:25,910	<b>00:22,788</b>	00:26,432	231,43	15:14:46
17	PIT	00:23,725	00:26,386	00:23,416	00:31,035	230,60	15:16:31

60 RUIVINHO, Isaac		TEAM MOTOCLUBE LOULÉ					
POR		P.Vmax: 28 T. Ideal: 01:46,167					
Lap Time	Sector 1	Sector 2	Sector 3	Sector 4	V.Max	Hour	
1	START	00:43,241	00:29,959	00:26,003	00:29,087		14:36:55
2	01:48,051	00:25,324	00:28,365	00:25,420	00:28,942	218,92	14:38:43
3	02:04,109	00:25,206	00:28,499	00:41,136	00:29,268	219,66	14:40:47
4	PIT	00:26,332	00:30,474	00:26,646	00:36,466	217,45	14:42:47
5	05:26,610	04:03,605	00:28,527	00:25,453	00:29,025		14:48:13
6	01:48,526	00:25,533	00:28,413	00:25,395	00:29,185	218,92	14:50:02
7	01:47,797	00:25,473	00:28,327	00:25,122	00:28,875	218,92	14:51:50
8	01:48,100	00:25,554	00:28,395	00:25,096	00:29,055	224,22	14:53:38
9	01:47,443	00:25,326	00:28,283	00:25,185	00:28,649	220,41	14:55:25
10	01:48,406	00:25,282	00:28,773	00:25,176	00:29,175	<b>225,00</b>	14:57:13
11	01:47,641	00:25,483	00:28,255	00:25,083	00:28,820	218,92	14:59:01
12	01:46,985	00:25,138	00:28,194	00:24,941	00:28,712	219,66	15:00:48
13	01:47,496	00:25,197	00:28,297	00:25,188	00:28,814	219,66	15:02:36
14	PIT	00:25,322	00:31,293	00:29,481	00:41,754	220,41	15:04:43
15	03:45,809	02:22,502	00:29,348	00:25,078	00:28,881		15:08:29
16	01:46,593	<b>00:24,754</b>	<b>00:28,163</b>	00:25,022	00:28,654	218,92	15:10:16
17	01:46,623	00:24,853	00:28,190	00:24,953	00:28,627	221,92	15:12:02
18	<b>01:46,269</b>	00:24,830	00:28,189	<b>00:24,734</b>	<b>00:28,516</b>	220,41	15:13:49
19	PIT	00:24,764	00:43,528	00:43,160	00:43,673	222,68	15:16:24

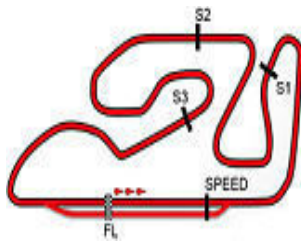
61 GARCIA, Iker		ARCO YAMAHA MOTOR U.					
ESP		P.Vmax: 11 T. Ideal: 01:41,155					
Lap Time	Sector 1	Sector 2	Sector 3	Sector 4	V.Max	Hour	
1	START	00:39,430	00:32,119	00:26,180	00:28,704		14:36:53
2	01:44,713	00:25,548	00:27,609	00:23,981	00:27,575	228,98	14:38:37
3	01:46,066	00:24,324	00:27,208	00:23,935	00:30,599	228,17	14:40:23
4	PIT	00:23,965	00:27,024	00:25,851	00:38,192	227,37	14:42:18
5	06:49,013	05:29,288	00:28,032	00:24,110	00:27,583		14:49:07
6	01:52,500	00:25,040	00:30,457	00:28,585	00:28,418	229,79	14:51:00
7	01:42,440	00:24,350	00:26,997	00:23,752	00:27,341	228,17	14:52:42
8	01:41,914	00:23,934	00:26,931	00:23,729	00:27,320	229,79	14:54:24
9	01:42,806	00:24,667	00:27,323	<b>00:23,552</b>	00:27,264	230,60	14:56:07
10	01:41,558	00:23,767	00:26,931	00:23,642	00:27,218	<b>233,94</b>	14:57:49
11	01:55,578	00:29,065	00:31,510	00:26,495	00:28,508	229,79	14:59:44

12	PIT	00:24,121	00:28,577	00:23,649	00:34,181	229,79	15:01:35
13	07:51,067	06:29,711	00:29,266	00:24,361	00:27,729		15:09:26
14	01:41,916	00:23,968	00:27,041	00:23,676	00:27,231	228,17	15:11:08
15	<b>01:41,340</b>	00:23,790	00:26,821	00:23,578	<b>00:27,151</b>	229,79	15:12:49
16	01:41,452	00:23,810	<b>00:26,798</b>	00:23,615	00:27,229	231,43	15:14:31
17	01:41,971	<b>00:23,654</b>	00:27,077	00:23,726	00:27,514	230,60	15:16:13

64 FABRI, Davide		I+DENT RACING TEAM					
ITA		P.Vmax: 27 T. Ideal: 01:42,074					
Lap Time	Sector 1	Sector 2	Sector 3	Sector 4	V.Max	Hour	
1	START	03:37,997	00:29,170	00:24,650	00:27,884		14:39:46
2	01:48,636	00:24,384	00:27,677	00:23,873	00:32,702	222,68	14:41:35
3	PIT	00:36,055	00:28,750	00:24,982	00:38,921	120,90	14:43:43
4	04:08,632	02:47,741	00:28,672	00:24,493	00:27,726		14:47:52
5	02:11,422	00:25,242	00:27,512	00:48,846	00:29,822	223,45	14:50:03
6	01:45,240	00:25,472	00:27,711	00:24,244	00:27,813	225,78	14:51:49
7	01:44,411	00:25,088	00:27,430	00:23,932	00:27,961	222,68	14:53:33
8	01:45,322	00:25,540	00:27,434	00:24,146	00:28,202	225,78	14:55:18
9	01:43,737	00:25,414	00:27,147	00:23,770	00:27,406	225,78	14:57:02
10	01:43,443	00:25,012	00:27,309	00:23,717	00:27,405	225,00	14:58:45
11	01:42,710	00:24,361	00:26,984	00:23,769	00:27,596	226,57	15:00:28
12	PIT	00:25,447	00:27,721	00:24,555	00:36,539	223,45	15:02:22
13	07:04,106	05:42,169	00:29,355	00:24,492	00:28,090		15:09:27
14	01:42,487	00:24,624	00:26,998	00:23,503	<b>00:27,362</b>	224,22	15:11:09
15	<b>01:42,449</b>	<b>00:24,358</b>	<b>00:26,856</b>	<b>00:23,498</b>	00:27,737	<b>228,17</b>	15:12:51
16	01:47,478	00:28,099	00:27,458	00:23,741	00:28,180	227,37	15:14:39
17	PIT	00:24,802	00:30,166	00:27,620	00:38,126	223,45	15:16:40

67 VALLE, Carlos		YAMAHA GV STRATOS					
ESP		P.Vmax: 22 T. Ideal: 01:38,235					
Lap Time	Sector 1	Sector 2	Sector 3	Sector 4	V.Max	Hour	
1	START	14:40,661	00:28,985	00:24,551	00:27,378		14:50:48
2	01:41,263	00:24,765	00:26,534	00:23,212	00:26,752	226,57	14:52:29
3	01:39,113	00:23,776	00:25,982	00:22,848	00:26,507	227,37	14:54:08
4	01:38,843	00:23,493	<b>00:25,875</b>	00:22,822	00:26,653	<b>230,60</b>	14:55:47
5	01:39,917	00:23,379	00:25,905	00:23,230	00:27,403	229,79	14:57:27
6	01:38,955	00:23,361	00:25,969	00:22,896	00:26,729	228,17	14:59:06
7	PIT	00:26,927	00:32,329	00:25,641	00:35,366	229,79	15:01:06
8	09:07,265	07:50,535	00:26,603	00:23,378	00:26,749		15:10:13
9	01:38,640	00:23,326	00:26,019	00:22,803	00:26,492	227,37	15:11:52
10	<b>01:38,281</b>	<b>00:23,138</b>	00:25,921	<b>00:22,784</b>	<b>00:26,438</b>	228,17	15:13:30
11	01:46,556	00:23,464	00:26,047	00:27,800	00:29,245	229,79	15:15:17

72 GUARNIERI, Alessio		I+DENT RACING TEAM					
ITA		P.Vmax: 21 T. Ideal: 01:43,845					
Lap Time	Sector 1	Sector 2	Sector 3	Sector 4	V.Max	Hour	
1	START	03:39,461	00:28,656	00:24,580	00:28,798		14:39:48
2	PIT	00:25,424	00:28,335	00:24,707	00:37,451	225,00	14:41:44
3	08:06,855	06:44,079	00:28,592	00:25,573	00:28,611		14:49:50
4	01:44,976	00:24,616	00:27,862	00:24,256	00:28,242	225,00	14:51:35
5	01:44,614	00:24,511	00:27,742	00:24,298	00:28,063	224,22	14:53:20
6	01:51,577	00:27,344	00:27,839	00:27,850	00:28,544	225,78	14:55:12
7	01:45,079	00:24,799	00:27,685	00:24,433	00:28,162	228,98	14:56:57
8	02:06,552	00:25,035	00:30,029	00:42,276	00:29,212	225,00	14:59:03
9	01:46,356	00:25,061	00:28,209	00:24,692	00:28,394	226,57	15:00:50
10	01:46,165	00:24,606	00:27,629	00:25,368	00:28,562	228,17	15:02:36
11	01:44,437	00:24,520	00:27,426	00:24,473	<b>00:28,018</b>	<b>231,43</b>	15:04:20
12	<b>01:44,063</b>	00:24,511	<b>00:27,278</b>	00:24,139	00:28,135	225,78	15:06:04
13	PIT	00:24,519	00:28,845	00:24,421	00:37,328	226,57	15:07:59



Circuit Ricardo Tormo

**CTO. ESBK 2023**

**ANALYSIS / SECTORS Ent. Libre 2 Supersport NG**

14	03:41,397	02:18,747	00:28,951	00:24,797	00:28,902	15:11:41
15	01:44,614	<b>00:24,450</b>	00:27,702	<b>00:24,099</b>	00:28,363	225,00 15:13:25
16	01:50,825	00:29,719	00:27,882	00:24,312	00:28,912	229,79 15:15:16

10	<b>01:43,846</b>	00:24,782	<b>00:27,212</b>	<b>00:23,955</b>	<b>00:27,897</b>	221,92 15:09:49
11	01:52,030	00:30,595	00:28,237	00:24,209	00:28,989	221,92 15:11:41
12	01:44,606	00:24,618	00:27,390	00:24,326	00:28,272	220,41 15:13:26
13	01:44,119	<b>00:24,413</b>	00:27,387	00:24,113	00:28,206	<b>224,22</b> 15:15:10

76		GIRAL, Julian		LA SCUDERIA- DUCATI			
ESP		P.Vmax: 2		T. Ideal: 01:37,844			
Lap Time	Sector 1	Sector 2	Sector 3	Sector 4	V.Max	Hour	
1	START	00:51,613	00:28,862	00:25,916	00:27,993		14:37:01
2	01:43,702	00:26,209	00:27,203	00:23,487	00:26,803	234,78	14:38:44
3	01:41,675	00:25,407	00:26,593	00:23,178	00:26,497	236,50	14:40:26
4	PIT	00:24,013	00:26,022	00:24,622	00:39,930	239,11	14:42:21
5	04:56,123	03:40,037	00:26,371	00:23,115	00:26,600		14:47:17
6	01:39,788	00:23,938	00:26,263	00:23,012	00:26,575	237,36	14:48:56
7	PIT	00:26,026	00:26,563	00:23,267	00:35,573	235,64	14:50:48
8	08:26,540	07:09,262	00:27,456	00:23,404	00:26,418		14:59:14
9	01:38,602	00:23,572	00:25,965	00:22,930	<b>00:26,135</b>	236,50	15:00:53
10	01:40,315	00:23,692	00:25,806	00:24,259	00:26,558	238,24	15:02:33
11	01:38,559	00:23,460	<b>00:25,792</b>	00:22,986	00:26,321	236,50	15:04:12
12	01:38,616	00:23,363	00:25,915	00:22,928	00:26,410	237,36	15:05:51
13	01:38,765	00:23,465	00:25,869	00:22,941	00:26,490	239,11	15:07:29
14	01:38,883	00:23,532	00:25,966	00:22,941	00:26,444	234,78	15:09:08
15	01:38,924	00:23,553	00:26,054	00:22,949	00:26,368	236,50	15:10:47
16	01:38,677	00:23,183	00:26,153	00:23,014	00:26,327	238,24	15:12:26
17	<b>01:38,240</b>	00:23,085	00:25,900	<b>00:22,861</b>	00:26,394	<b>241,79</b>	15:14:04
18	01:38,953	<b>00:23,056</b>	00:26,020	00:23,049	00:26,828	240,00	15:15:43

91		JIMENEZ, Borja		TEAM SPEED RACING			
ESP		P.Vmax: 3		T. Ideal: 01:38,410			
Lap Time	Sector 1	Sector 2	Sector 3	Sector 4	V.Max	Hour	
1	START	02:06,298	00:28,834	00:24,351	00:27,364		14:38:13
2	01:41,179	00:24,199	00:26,783	00:23,423	00:26,774	234,78	14:39:54
3	PIT	00:23,813	00:26,417	00:23,293	00:33,788	238,24	14:41:42
4	06:47,265	05:27,283	00:27,901	00:25,183	00:26,898		14:48:29
5	01:39,486	00:23,208	00:26,362	00:23,400	<b>00:26,516</b>	<b>240,00</b>	14:50:08
6	01:40,389	00:23,403	00:26,388	00:23,266	00:27,332	239,11	14:51:49
7	01:40,145	00:23,852	00:26,412	00:23,290	00:26,591	237,36	14:53:29
8	PIT	00:25,524	00:27,260	00:24,347	00:36,380	239,11	14:55:22
9	08:39,735	07:21,859	00:27,429	00:23,615	00:26,832		15:04:02
10	01:39,143	00:22,978	00:26,116	00:23,289	00:26,760	235,64	15:05:41
11	01:38,805	00:22,851	00:26,256	<b>00:23,107</b>	00:26,591	237,36	15:07:20
12	<b>01:38,756</b>	00:22,777	<b>00:26,017</b>	00:23,125	00:26,837	237,36	15:08:59
13	01:38,946	00:22,798	00:26,165	00:23,251	00:26,732	238,24	15:10:38
14	01:39,102	00:22,846	00:26,165	00:23,124	00:26,967	<b>240,00</b>	15:12:17
15	01:39,526	00:22,920	00:26,644	00:23,323	00:26,639	<b>240,00</b>	15:13:56
16	PIT	<b>00:22,770</b>	00:26,280	00:23,741	00:38,395	237,36	15:15:48

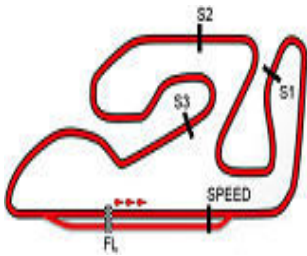
81		SANTOS, Joan		YAMAHA GV STRATOS			
ESP		P.Vmax: 26		T. Ideal: 01:43,282			
Lap Time	Sector 1	Sector 2	Sector 3	Sector 4	V.Max	Hour	
1	START	12:05,557	00:30,084	00:25,031	00:28,531		14:48:15
2	01:46,863	00:25,629	00:28,012	00:24,944	00:28,278	228,17	14:50:02
3	01:45,609	00:25,504	00:27,736	00:24,552	00:27,817	228,98	14:51:48
4	01:45,115	00:25,244	00:27,544	00:24,238	00:28,089	225,78	14:53:33
5	01:44,781	00:25,262	00:27,314	00:24,414	00:27,791	219,66	14:55:18
6	01:45,213	00:24,897	00:27,142	00:25,069	00:28,105	227,37	14:57:03
7	01:43,942	00:25,066	00:26,980	00:24,177	00:27,719	226,57	14:58:47
8	01:43,868	00:25,016	00:27,141	<b>00:24,062</b>	<b>00:27,649</b>	<b>229,79</b>	15:00:31
9	PIT	00:24,888	<b>00:26,941</b>	00:24,173	00:34,989	226,57	15:02:22
10	07:15,648	05:54,561	00:28,333	00:24,534	00:28,220		15:09:37
11	01:44,152	00:24,794	00:27,353	00:24,109	00:27,896	227,37	15:11:22
12	01:43,697	00:24,789	00:27,089	00:24,099	00:27,720	226,57	15:13:05
13	<b>01:43,441</b>	<b>00:24,630</b>	00:26,958	00:24,159	00:27,694	227,37	15:14:49

92		ROIG, Nii		MOTAP RACING TEAM			
ESP		P.Vmax: 13		T. Ideal: 01:38,931			
Lap Time	Sector 1	Sector 2	Sector 3	Sector 4	V.Max	Hour	
1	START	02:11,741	00:27,279	00:23,556	00:27,159		14:38:16
2	01:41,207	00:23,888	00:26,943	00:23,415	00:26,961	228,17	14:39:57
3	PIT	00:23,786	00:26,601	00:23,238	00:33,168	229,79	14:41:44
4	06:58,553	05:39,396	00:26,963	00:25,336	00:26,858		14:48:43
5	01:40,273	00:24,002	00:26,290	00:23,221	<b>00:26,760</b>	228,98	14:50:23
6	01:40,343	00:23,506	00:26,411	00:23,112	00:27,314	228,98	14:52:03
7	01:40,333	00:23,465	00:26,499	00:23,227	00:27,142	227,37	14:53:43
8	01:40,808	00:24,214	00:26,450	00:23,139	00:27,005	228,17	14:55:24
9	01:40,213	00:23,940	00:26,294	00:23,203	00:26,776	228,98	14:57:04
10	01:40,995	00:23,709	00:26,381	00:23,685	00:27,220	231,43	14:58:45
11	<b>01:39,659</b>	00:23,456	00:26,244	00:23,120	00:26,839	228,98	15:00:25
12	01:40,187	00:23,488	00:26,422	00:23,341	00:26,936	227,37	15:02:05
13	01:39,863	00:23,420	00:26,425	00:23,100	00:26,918	227,37	15:03:45
14	01:39,994	00:23,255	00:26,427	00:23,312	00:27,000	228,17	15:05:25
15	PIT	00:23,365	00:27,433	00:23,739	00:33,236	229,79	15:07:13
16	05:03,512	03:40,500	00:28,029	00:27,300	00:27,683		15:12:16
17	01:40,641	00:23,749	00:26,574	00:23,463	00:26,855	215,28	15:13:57
18	PIT	<b>00:22,970</b>	<b>00:26,192</b>	<b>00:23,009</b>	00:41,032	<b>233,09</b>	15:15:50

84		RIVERA, Juan E.		TEAM ANDIFER RACING			
COL		P.Vmax: 30		T. Ideal: 05:53,093			
Lap Time	Sector 1	Sector 2	Sector 3	Sector 4	V.Max	Hour	
1	START	<b>04:34,527</b>	<b>00:27,626</b>	<b>00:23,686</b>	<b>00:27,254</b>		14:40:39

90		AL THANI, Jassim G.		VRC TEAM			
QAT		P.Vmax: 29		T. Ideal: 01:43,477			
Lap Time	Sector 1	Sector 2	Sector 3	Sector 4	V.Max	Hour	
1	START	03:08,615	00:28,849	00:24,962	00:28,355		14:39:17
2	01:46,143	00:25,493	00:27,883	00:24,407	00:28,360	216,72	14:41:03
3	PIT	00:26,825	00:37,486	00:29,567	00:45,973	218,18	14:43:23
4	04:10,470	02:49,081	00:28,355	00:24,875	00:28,159		14:47:33
5	01:45,731	00:25,356	00:27,789	00:24,404	00:28,182	218,92	14:49:19
6	01:45,279	00:24,909	00:27,650	00:24,636	00:28,084	218,92	14:51:04
7	PIT	00:27,790	00:27,861	00:24,874	00:37,836	216,72	14:53:03
8	13:18,192	11:57,753	00:27,744	00:24,499	00:28,196		15:06:21
9	01:44,324	00:24,949	00:27,221	00:24,189	00:27,965	218,18	15:08:05

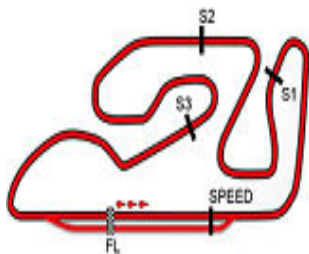




Circuit Ricardo Tormo  
**CTO. ESBK 2023**

**Velocidades máximas Ent. Libre 2 Supersport NG**

Nombre	Equipo/Club	Vehículo	Mejores 5 velocidades máximas					Media	Max.
4	FERNANDEZ, Eric	TEAM SPEED RACING	247,3	244,5	243,6	243,6	243,6	244,5	247,3
76	GIRAL, Julian	LA SCUDERIA- DUCATI	241,8	240,0	239,1	239,1	238,2	239,7	241,8
91	JIMENEZ, Borja	TEAM SPEED RACING	240,0	240,0	240,0	239,1	239,1	239,6	240,0
25	VERDOIA, Andy	ARCO YAMAHA MOTOR U. YAMAHA	240,0	240,0	238,2	236,5	236,5	238,2	240,0
43	JESPERSEN, Simon	YAMAHA TEAM SCANDINA YAMAHA	239,1	238,2	237,4	237,4	237,4	237,9	239,1
21	MIHAILA, Demis	MOTOXRACING TEAM YAMAHA	239,1	238,2	237,4	236,5	236,5	237,5	239,1
57	MUÑOZ, Daniel	SP57 RACING TEAM YAMAHA	236,5	233,1	231,4	231,4	231,4	232,8	236,5
19	DIAZ, Joan	I+DENT RACING TEAM YAMAHA	236,5	236,5	235,6	235,6	235,6	236,0	236,5
37	GONZALEZ, Mauro	YAMAHA GV STRATOS YAMAHA	235,6	234,8	233,1	233,1	230,6	233,4	235,6
50	VOSTATEK, Ondrej	NEW2 PROJECT TEAM YAMAHA	234,8	233,9	233,9	233,1	233,1	233,8	234,8
61	GARCIA, Iker	ARCO YAMAHA MOTOR U. YAMAHA	233,9	231,4	230,6	230,6	229,8	231,3	233,9
7	ROCCA, Manuel	ZIVI MOTOR CORSE YAMAHA	233,9	232,3	231,4	231,4	230,6	231,9	233,9
17	ROMERO, Ruben	ILUSION RACING YAMAHA	233,1	231,4	231,4	230,6	230,6	231,4	233,1
92	ROIG, Nil	MOTAP RACING TEAM YAMAHA	233,1	231,4	229,8	229,8	229,0	230,6	233,1
53	MALTERRE, Charly	ILUSION RACING YAMAHA	233,1	229,8	228,2	228,2	227,4	229,3	233,1
26	RUIZ, Francisco J.	MDR COMPETICION YAMAHA	233,1	232,3	231,4	227,4	227,4	230,3	233,1
11	SCHULTZ, Jared Karl	ASAPMOTORSPORT YAMAHA	233,1	232,3	232,3	232,3	231,4	232,3	233,1
18	PARRILLA, Cesar	FAU55 RACING - FAMIL YAMAHA	233,1	233,1	231,4	230,6	230,6	231,8	233,1
52	ERILL, Guillem	ANDIFER RACING TEAM	232,3	232,3	231,4	231,4	231,4	231,8	232,3
14	TINKER, Corey	EASYRACE TEAM YAMAHA	232,3	231,4	229,8	229,0	229,0	230,3	232,3
72	GUARNIERI, Alessio	I+DENT RACING TEAM YAMAHA	231,4	229,8	229,0	228,2	226,6	229,0	231,4
47	VARGA, Tibor E.	MDR COMPETICION YAMAHA	230,6	229,8	229,8			230,1	230,6
23	ROCHA, Diego	YAMAHA GV STRATOS YAMAHA	230,6	228,2	226,6	225,8	225,8	227,4	230,6
67	VALLE, Carlos	YAMAHA GV STRATOS YAMAHA	230,6	229,8	229,8	229,8	228,2	229,6	230,6
8	AL-QUBAIS, Abdulla N.	ANDOTRANS TEAM YAMAHA	230,6	230,6	228,2	228,2	228,2	229,1	230,6
81	SANTOS, Joan	YAMAHA GV STRATOS YAMAHA	229,8	229,0	228,2	227,4	227,4	228,3	229,8
64	FABBRI, Davide	I+DENT RACING TEAM YAMAHA	228,2	227,4	226,6	225,8	225,8	226,7	228,2
60	RUIVINHO, Isaac	TEAM MOTOCLUBE KAWASAKI	225,0	224,2	222,7	221,9	220,4	222,8	225,0
90	AL THANI, Jassim G.	VRC TEAM YAMAHA	224,2	221,9	221,9	220,4	218,9	221,5	224,2
9	DEL OLMO, Javier	KAWASAKI PALMETO PL KAWASAKI							
84	RIVERA, Juan E.	TEAM ANDIFER RACING YAMAHA							



Circuit Ricardo Tormo  
**CTO. ESBK 2023**

**Mejores vueltas Ent. Libre 2 Supersport NG**

Nombre	Equipo/Club	Vehículo	Mejores vueltas					Media
43	JESPERSEN, Simon	YAMAHA TEAM SCANDINA YAMAHA	01:37,268	01:37,286	01:37,328	01:37,442	01:37,456	01:37,356
25	VERDOIA, Andy	ARCO YAMAHA MOTOR U. YAMAHA	01:37,514	01:38,041	01:38,491	01:38,668	01:39,148	01:38,372
57	MUÑOZ, Daniel	SP57 RACING TEAM YAMAHA	01:37,622	01:37,757	01:37,812	01:38,013	01:38,221	01:37,885
4	FERNANDEZ, Eric	TEAM SPEED RACING	01:38,090	01:38,773	01:38,795	01:38,868	01:39,412	01:38,787
21	MIHAILA, Demis	MOTOXRACING TEAM YAMAHA	01:38,185	01:38,185	01:38,566	01:38,665	01:39,921	01:38,704
76	GIRAL, Julian	LA SCUDERIA- DUCATI	01:38,240	01:38,559	01:38,602	01:38,616	01:38,677	01:38,538
67	VALLE, Carlos	YAMAHA GV STRATOS YAMAHA	01:38,281	01:38,640	01:38,843	01:38,955	01:39,113	01:38,766
91	JIMENEZ, Borja	TEAM SPEED RACING	01:38,756	01:38,805	01:38,946	01:39,102	01:39,143	01:38,950
50	VOSTATEK, Ondrej	NEW2 PROJECT TEAM YAMAHA	01:38,981	01:39,095	01:39,186	01:39,582	01:39,619	01:39,292
37	GONZALEZ, Mauro	YAMAHA GV STRATOS YAMAHA	01:39,154	01:39,313	01:39,835	01:40,055	01:41,030	01:39,877
26	RUIZ, Francisco J.	MDR COMPETICION YAMAHA	01:39,393	01:39,623	01:40,156	01:41,046	01:41,062	01:40,256
92	ROIG, Nil	MOTAP RACING TEAM YAMAHA	01:39,659	01:39,863	01:39,994	01:40,187	01:40,213	01:39,983
11	SCHULTZ, Jared Karl	ASAPMOTORSPORT YAMAHA	01:39,681	01:39,714	01:39,892	01:40,068	01:40,407	01:39,952
8	AL-QUBAISI, Abdulla N.	ANDOTRANS TEAM YAMAHA	01:40,098	01:40,519	01:40,559	01:40,745	01:40,822	01:40,548
7	ROCCA, Manuel	ZIVI MOTOR CORSE YAMAHA	01:40,114	01:40,167	01:40,239	01:40,441	01:40,505	01:40,293
19	DIAZ, Joan	I+DENT RACING TEAM YAMAHA	01:40,254	01:40,310	01:40,834	01:41,215	01:41,308	01:40,784
52	ERILL, Guillem	ANDIFER RACING TEAM	01:40,296	01:40,439	01:40,527	01:40,708	01:40,806	01:40,555
14	TINKER, Corey	EASYPACE TEAM YAMAHA	01:41,244	01:41,617	01:41,728	01:41,848	01:41,883	01:41,664
18	PARRILLA, Cesar	FAU55 RACING - FAMIL YAMAHA	01:41,328	01:42,117	01:42,464	01:42,851	01:43,222	01:42,396
61	GARCIA, Iker	ARCO YAMAHA MOTOR U. YAMAHA	01:41,340	01:41,452	01:41,558	01:41,914	01:41,916	01:41,636
17	ROMERO, Ruben	ILUSION RACING YAMAHA	01:42,228	01:42,712	01:43,224	01:45,770	01:46,375	01:44,061
64	FABBRI, Davide	I+DENT RACING TEAM YAMAHA	01:42,449	01:42,487	01:42,710	01:43,443	01:43,737	01:42,965
23	ROCHA, Diego	YAMAHA GV STRATOS YAMAHA	01:42,565	01:42,774	01:42,796	01:42,992	01:43,340	01:42,893
81	SANTOS, Joan	YAMAHA GV STRATOS YAMAHA	01:43,441	01:43,697	01:43,868	01:43,942	01:44,152	01:43,820
53	MALTERRE, Charly	ILUSION RACING YAMAHA	01:43,507	01:43,671	01:44,180	01:44,491	01:44,613	01:44,092
90	AL THANI, Jassim G.	VRC TEAM YAMAHA	01:43,846	01:44,119	01:44,324	01:44,606	01:45,279	01:44,434
47	VARGA, Tibor E.	MDR COMPETICION YAMAHA	01:44,048	01:46,039				01:45,043
72	GUARNIERI, Alessio	I+DENT RACING TEAM YAMAHA	01:44,063	01:44,437	01:44,614	01:44,614	01:44,976	01:44,540
60	RUIVINHO, Isaac	TEAM MOTOCLUBE KAWASAKI	01:46,269	01:46,593	01:46,623	01:46,985	01:47,443	01:46,782