

COPA DE ESPAÑA DE VELOCIDAD 2023

22-23 ABRIL 2023

Circuit Ricardo Tormo

Length: 4005 metros

Results

Warm Up SBK

Pos.	N.	Rider	Team	Motorcycle	Nat.	Best Lap	iL	Laps	Gap	Interval	Speed	Cat.
1	58	GONZALEZ, Daniel			FCMM	01:37,658	2	6			147,64	SBK
2	17	DIAZ, Samuel	TECNIRACING	YAMAHA	ESP	01:38,079	6	6	00:00,421	00:00,421	147	SBK
3	96	MORALES, Paco	BRITISH CARRERA TEAM	YAMAHA	ESP	01:39,718	6	6	00:02,060	00:01,639	144,59	SBK
4	4	ARTIME, Javier	PROMORACING TEAM	YAMAHA	ESP	01:40,053	5	6	00:02,395	00:00,335	144,1	SBK
5	117	GRANDE, Javier			FCMM	01:40,555	5	6	00:02,897	00:00,502	143,38	SBK
6	38	NESBAKKEN, Ola	YAMAHA TEAM SCANDINA	YAMAHA	VAL	01:40,607	5	6	00:02,949	00:00,052	143,31	SBK
7	51	GALLEGO, Victor	I+DENT RACING TEAM		ESP	01:40,744	2	5	00:03,086	00:00,137	143,12	M40
8	28	ERSEK, Daniel	AM39 MOTOSPORT	HONDA	HUN	01:41,443	3	5	00:03,785	00:00,699	142,13	SBK
9	20	PEREZ, J. Manuel	ANDIFER RACING TEAM	YAMAHA	ESP	01:41,487	4	6	00:03,829	00:00,044	142,07	SBK
10	61	RODRIGUEZ, Felix	SPORTBIKE 61	KAWASAKI	ESP	01:41,708	5	5	00:04,050	00:00,221	141,76	M40
11	5	NAVARRO, Raul	TEAM PELUSO	YAMAHA	ESP	01:41,713	5	6	00:04,055	00:00,005	141,75	M40
12	2	ZUCCONI, Gianfranco	MES COMPETICIO	YAMAHA	ITA	01:41,804	3	6	00:04,146	00:00,091	141,63	M40
13	15	JIMENEZ, Jose A.	MDR		ESP	01:42,116	5	6	00:04,458	00:00,312	141,19	M40
14	63	MARTINEZ, Oscar A.	OTIS RACING TEAM		ESP	01:42,274	5	6	00:04,616	00:00,158	140,97	M40
15	9	MONTERO, Aitor	AITOR MONTERO TEAM		ESP	01:42,532	3	5	00:04,874	00:00,258	140,62	M40
16	3	HOLBROOK, S. Eva	BRITISH CARRERA TEAM	YAMAHA	VAL	01:42,608	5	6	00:04,950	00:00,076	140,52	M40
17	22	BANDERAS, Eneko	EBN22		ESP	01:42,807	3	4	00:05,149	00:00,199	140,24	SBK
18	27	FERNANDEZ, Oscar	ALMA RACING TEAM	KAWASAKI	ESP	01:43,017	5	5	00:05,359	00:00,210	139,96	SBK
19	13	DE PASQUALE, F.			FCM	01:43,662	6	6	00:06,004	00:00,645	139,09	SBK
20	45	RUIZ, Balbino			FCMM	01:43,699	3	4	00:06,041	00:00,037	139,04	M40
21	87	DANDREA, Jonathan	TEAM GPMOTOS VALENC	YAMAHA	ESP	01:44,348	5	6	00:06,690	00:00,649	138,17	SBK
22	73	PASTOR, Antonio	TPRBALLESTASGRANVIAG	KAWASAKI	ESP	01:44,403	4	6	00:06,745	00:00,055	138,1	M40
23	31	CENISERGUE, David		YAMAHA	ESP	01:44,680	3	4	00:07,022	00:00,277	137,73	M40
24	53	NADIEIEVA, Iryna	BRITISH CARRERA TEAM	YAMAHA	VAL	01:44,776	4	5	00:07,118	00:00,096	137,61	SBK
25	43	PEREZ, David			ESP	01:44,965	3	5	00:07,307	00:00,189	137,36	SBK
26	36	SORIANO, Yousef	I+DENT	YAMAHA	VAL	01:45,012	4	5	00:07,354	00:00,047	137,3	SBK
27	41	ROPERO, Daniel	ANDIFER RACING TEAM	YAMAHA	ESP	01:45,014	6	6	00:07,356	00:00,002	137,3	M40
28	70	MALTRANA, Rafael		YAMAHA	ESP	01:45,224	4	6	00:07,566	00:00,210	137,02	SBK
29	18	ROMERO, Javier			FCM	01:45,242	4	6	00:07,584	00:00,018	137	SBK
30	11	GARCIA, Pablo			FCM	01:45,724	3	6	00:08,066	00:00,482	136,37	SBK
31	24	PINTO, Jose Carlos	TCM	YAMAHA	ESP	01:46,184	3	4	00:08,526	00:00,460	135,78	M40
32	35	HENRIQUEZ, Joel A.	TCM	YAMAHA	ESP	01:48,042	5	5	00:10,384	00:01,858	133,45	SBK
33	21	NEIDHART, M. Josef	BRITISH CARRERA TEAM		ESP	01:48,231	2	4	00:10,573	00:00,189	133,22	M40
34	14	SUEIRO, Andre	ALMARACING	YAMAHA	ESP	01:48,619	3	5	00:10,961	00:00,388	132,74	SBK
35	16	SAEZ, Jael			ESP	01:50,593	5	5	00:12,935	00:01,974	130,37	SBK
36	19	GARCIA, Manuel			FCM	01:51,387	4	5	00:13,729	00:00,794	129,44	SBK

Circuit Ricardo Tormo

Final Official

Provisional Official

Length: 4005 m. Hour: 10:14

JURY:

C.of the Course:

C.Timekeeper:

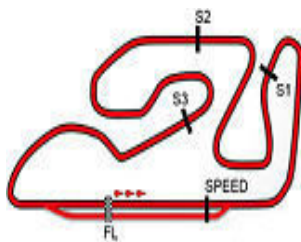
Hour:

Hour:

23/04/2023

Hour: 10:27:46





Circuit Ricardo Tormo

COPA DE ESPAÑA DE VELOCIDAD 2023

ANALYSIS / SECTORS Warm Up SBK

2		ZUCCONI, Gianfranco		MES COMPETICIO			
		ITA		P.Vmax: 12		T. Ideal: 01:41,568	
Lap	Time	Sector 1	Sector 2	Sector 3	Sector 4	V.Max	Hour
1	START	00:35,675	00:28,455	00:25,547	00:28,684		10:16:56
2	01:42,634	00:23,790	00:27,621	00:24,012	00:27,211	254,12	10:18:38
3	01:41,804	00:23,316	00:27,199	00:24,065	00:27,224	257,14	10:20:20
4	01:42,218	00:23,350	00:27,029	00:24,093	00:27,746	255,12	10:22:02
5	01:42,473	00:23,523	00:27,274	00:24,306	00:27,370	256,13	10:23:45
6	02:05,923	00:29,709	00:37,038	00:27,686	00:31,490	254,12	10:25:51

3		HOLBROOK, S. Eva		BRITISH CARRERA TEAM			
		VAL		P.Vmax: 9		T. Ideal: 01:42,495	
Lap	Time	Sector 1	Sector 2	Sector 3	Sector 4	V.Max	Hour
1	START	01:08,044	00:28,654	00:24,996	00:27,598		10:17:27
2	01:44,577	00:23,704	00:27,937	00:25,544	00:27,392	257,14	10:19:11
3	01:43,985	00:23,701	00:27,874	00:24,877	00:27,533	258,17	10:20:55
4	01:42,749	00:23,242	00:27,591	00:24,616	00:27,300	256,13	10:22:38
5	01:42,608	00:23,149	00:27,430	00:24,625	00:27,404	257,14	10:24:20
6	01:44,286	00:23,718	00:27,972	00:24,768	00:27,828	258,17	10:26:05

4		ARTIME, Javier		PROMORACING TEAM			
		ESP		P.Vmax: 3		T. Ideal: 01:39,561	
Lap	Time	Sector 1	Sector 2	Sector 3	Sector 4	V.Max	Hour
1	START	00:37,079	00:28,054	00:24,544	00:27,940		10:16:55
2	01:40,504	00:23,168	00:27,015	00:23,532	00:26,789	258,17	10:18:35
3	01:40,178	00:23,209	00:26,745	00:23,485	00:26,739	258,17	10:20:16
4	01:41,615	00:24,422	00:26,636	00:23,634	00:26,923	259,20	10:21:57
5	01:40,053	00:22,746	00:26,664	00:23,861	00:26,782	260,24	10:23:37
6	01:40,486	00:22,701	00:26,933	00:23,525	00:27,327	261,29	10:25:18

5		NAVARRO, Raul		TEAM PELUSO			
		ESP		P.Vmax: 28		T. Ideal: 01:41,396	
Lap	Time	Sector 1	Sector 2	Sector 3	Sector 4	V.Max	Hour
1	START	00:29,558	00:27,650	00:24,443	00:27,931		10:16:47
2	01:43,056	00:23,421	00:27,105	00:24,234	00:28,296	249,23	10:18:30
3	01:41,811	00:23,414	00:27,003	00:23,855	00:27,539	250,19	10:20:12
4	01:42,218	00:23,313	00:27,616	00:23,942	00:27,347	252,14	10:21:54
5	01:41,713	00:23,368	00:27,048	00:23,902	00:27,395	251,16	10:23:36
6	01:42,730	00:23,191	00:27,093	00:23,901	00:28,545	251,16	10:25:18

9		MONTERO, Aitor		AITOR MONTERO TEAM			
		ESP		P.Vmax: 7		T. Ideal: 01:42,066	
Lap	Time	Sector 1	Sector 2	Sector 3	Sector 4	V.Max	Hour
1	START	01:35,795	00:27,513	00:24,662	00:28,079		10:17:53
2	01:43,613	00:23,901	00:27,596	00:24,312	00:27,804	256,13	10:19:37
3	01:42,532	00:23,246	00:27,264	00:24,583	00:27,439	255,12	10:21:19
4	01:42,564	00:23,457	00:27,069	00:24,410	00:27,628	259,20	10:23:02
5	PIT	00:23,502	00:27,713	00:25,042	00:41,962	257,14	10:25:00

11		GARCIA, Pablo		FCM			
				P.Vmax: 35		T. Ideal: 01:45,367	
Lap	Time	Sector 1	Sector 2	Sector 3	Sector 4	V.Max	Hour
1	START	00:40,389	00:31,331	00:26,283	00:28,937		10:17:04
2	01:47,509	00:24,838	00:28,805	00:25,386	00:28,480	243,61	10:18:52
3	01:45,724	00:24,656	00:27,893	00:24,950	00:28,225	241,79	10:20:37
4	01:46,842	00:24,433	00:28,756	00:25,164	00:28,489	243,61	10:22:24
5	01:46,279	00:24,299	00:28,395	00:24,994	00:28,591	241,79	10:24:11
6	01:47,198	00:25,098	00:28,412	00:25,136	00:28,552	228,98	10:25:58

13		DE PASQUALE, F.		FCM			
				P.Vmax: 25		T. Ideal: 01:43,623	
Lap	Time	Sector 1	Sector 2	Sector 3	Sector 4	V.Max	Hour
1	START	00:41,192	00:39,656	00:29,578	00:32,304		10:17:20
2	01:54,893	00:26,200	00:31,377	00:27,856	00:29,460	246,39	10:19:15
3	01:46,448	00:24,025	00:28,814	00:25,530	00:28,079	252,14	10:21:01
4	NULL	00:24,064	00:28,126	00:24,696	00:27,941	253,13	10:22:46
5	01:44,442	00:23,674	00:28,133	00:24,468	00:28,167	252,14	10:24:31
6	01:43,662	00:23,419	00:27,795	00:24,472	00:27,976	253,13	10:26:14

14		SUEIRO, Andre		ALMARACING			
		ESP		P.Vmax: 28		T. Ideal: 01:47,843	
Lap	Time	Sector 1	Sector 2	Sector 3	Sector 4	V.Max	Hour
1	START	01:27,773	00:31,696	00:27,919	00:30,022		10:17:55
2	01:50,499	00:25,879	00:29,488	00:26,077	00:29,055	244,53	10:19:45
3	01:48,619	00:24,620	00:28,785	00:26,066	00:29,148	247,33	10:21:34
4	PIT	00:29,302	00:29,311	00:25,944	00:38,164	252,14	10:23:36
5	02:59,971	01:36,019	00:29,514	00:25,775	00:28,663		10:26:36

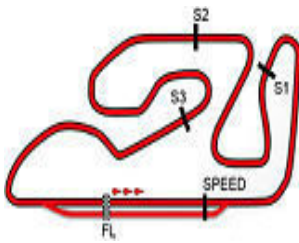
15		JIMENEZ, Jose A.		MDR			
		ESP		P.Vmax: 9		T. Ideal: 01:42,105	
Lap	Time	Sector 1	Sector 2	Sector 3	Sector 4	V.Max	Hour
1	START	01:04,431	00:28,857	00:25,992	00:29,223		10:17:26
2	01:46,456	00:25,051	00:27,978	00:25,576	00:27,851	258,17	10:19:12
3	01:43,300	00:23,201	00:27,627	00:24,942	00:27,530	256,13	10:20:55
4	01:45,825	00:23,325	00:28,633	00:25,768	00:28,099	255,12	10:22:41
5	01:42,116	00:23,195	00:27,350	00:24,030	00:27,541	254,12	10:24:23
6	PIT	00:23,311	00:27,514	00:24,209	00:34,808	251,16	10:26:13

16		SAEZ, Jael		ESP			
				P.Vmax: 25		T. Ideal: 01:49,961	
Lap	Time	Sector 1	Sector 2	Sector 3	Sector 4	V.Max	Hour
1	START	01:30,179	00:32,376	00:28,113	00:29,873		10:17:58
2	01:52,616	00:25,757	00:30,277	00:26,901	00:29,681	252,14	10:19:50
3	01:51,462	00:25,069	00:30,227	00:26,243	00:29,923	226,57	10:21:42
4	01:51,112	00:25,212	00:29,749	00:26,429	00:29,722	253,13	10:23:33
5	01:50,593	00:25,241	00:30,209	00:25,848	00:29,295	253,13	10:25:24

17		DIAZ, Samuel		TECNIRACING			
		ESP		P.Vmax: 21		T. Ideal: 01:37,757	
Lap	Time	Sector 1	Sector 2	Sector 3	Sector 4	V.Max	Hour
1	START	01:55,253	00:27,092	00:23,884	00:26,708		10:18:10
2	01:40,188	00:22,288	00:26,062	00:24,268	00:27,570	254,12	10:19:50
3	01:39,779	00:22,330	00:26,368	00:24,396	00:26,685	254,12	10:21:30
4	01:38,306	00:22,222	00:26,325	00:23,280	00:26,479	253,13	10:23:08
5	01:38,874	00:22,086	00:26,194	00:23,797	00:26,797	254,12	10:24:47
6	01:38,079	00:22,286	00:26,184	00:23,254	00:26,355	252,14	10:26:25

18		ROMERO, Javier		FCM			
				P.Vmax: 25		T. Ideal: 01:44,665	
Lap	Time	Sector 1	Sector 2	Sector 3	Sector 4	V.Max	Hour
1	START	01:06,839	00:30,361	00:25,859	00:28,996		10:17:29
2	01:45,805	00:24,471	00:28,079	00:25,056	00:28,199	253,13	10:19:15
3	01:46,903	00:24,165	00:28,642	00:25,776	00:28,320	233,09	10:21:02
4	01:45,242	00:24,256	00:28,181	00:24,886	00:27,919	245,45	10:22:47
5	01:45,618	00:24,250	00:27,895	00:24,775	00:28,698	252,14	10:24:33
6	01:45,513	00:24,076	00:28,195	00:24,864	00:28,378	249,23	10:26:18





Circuit Ricardo Tormo

COPA DE ESPAÑA DE VELOCIDAD 2023

ANALYSIS / SECTORS Warm Up SBK

19		GARCIA, Manuel		FCM		P.Vmax: 34		T. Ideal: 01:50,826	
Lap	Time	Sector 1	Sector 2	Sector 3	Sector 4	V.Max	Hour		
1	START	01:51,147	00:29,714	00:27,094	00:30,541		10:18:16		
2	01:51,611	00:25,798	00:29,881	00:26,595	00:29,337	237,36	10:20:07		
3	NULL	00:25,654	00:29,850	00:26,534	00:29,366	246,39	10:21:59		
4	01:51,387	00:25,372	00:29,583	00:26,689	00:29,743	244,53	10:23:50		
5	02:01,065	00:26,075	00:36,098	00:28,129	00:30,763	246,39	10:25:51		

20		PEREZ, J. Manuel		ESP		ANDIFER RACING TEAM		P.Vmax: 33		T. Ideal: 01:41,456	
Lap	Time	Sector 1	Sector 2	Sector 3	Sector 4	V.Max	Hour				
1	START	01:03,429	00:28,856	00:24,925	00:28,493		10:17:23				
2	01:43,862	00:23,710	00:27,518	00:24,687	00:27,947	244,53	10:19:07				
3	01:43,395	00:23,554	00:27,594	00:24,762	00:27,485	249,23	10:20:50				
4	01:41,487	00:23,070	00:27,154	00:23,791	00:27,472	247,33	10:22:32				
5	01:41,912	00:23,039	00:27,297	00:23,985	00:27,591	249,23	10:24:14				
6	01:42,159	00:23,142	00:27,436	00:23,978	00:27,603	247,33	10:25:56				

21		NEIDHART, M. Josef		ESP		BRITISH CARRERA TEAM		P.Vmax: 31		T. Ideal: 01:47,961	
Lap	Time	Sector 1	Sector 2	Sector 3	Sector 4	V.Max	Hour				
1	START	01:11,419	00:30,196	00:26,625	00:29,160		10:17:35				
2	01:48,231	00:24,212	00:29,108	00:25,769	00:29,142	251,16	10:19:23				
3	01:48,574	00:24,640	00:28,970	00:25,877	00:29,087	250,19	10:21:11				
4	PIT	00:24,997	00:29,181	00:25,692	00:38,138	250,19	10:23:09				

22		BANDERAS, Eneko		ESP		EBN22		P.Vmax: 12		T. Ideal: 01:42,642	
Lap	Time	Sector 1	Sector 2	Sector 3	Sector 4	V.Max	Hour				
1	START	01:17,639	00:29,195	00:24,759	00:28,372		10:17:37				
2	01:45,276	00:23,252	00:27,644	00:25,879	00:28,501	255,12	10:19:22				
3	01:42,807	00:22,929	00:27,809	00:24,441	00:27,628	256,13	10:21:05				
4	PIT	00:23,187	00:27,940	00:24,492	00:36,650	257,14	10:22:58				

24		PINTO, Jose Carlos		ESP		TCM		P.Vmax: 21		T. Ideal: 01:46,184	
Lap	Time	Sector 1	Sector 2	Sector 3	Sector 4	V.Max	Hour				
1	START	00:44,403	00:30,524	00:27,189	00:30,220		10:17:10				
2	01:47,025	00:24,552	00:28,440	00:25,514	00:28,519	246,39	10:18:57				
3	01:46,184	00:24,127	00:28,233	00:25,360	00:28,464	254,12	10:20:43				
4	PIT	00:24,542	00:29,583	00:26,823	00:42,477	250,19	10:22:46				

27		FERNANDEZ, Oscar		ESP		ALMA RACING TEAM		P.Vmax: 18		T. Ideal: 01:41,925	
Lap	Time	Sector 1	Sector 2	Sector 3	Sector 4	V.Max	Hour				
1	START	01:12,221	00:29,595	00:25,846	00:27,719		10:17:33				
2	PIT	00:22,805	00:28,382	00:24,179	00:33,235	256,13	10:19:21				
3	PIT	01:11,619	00:27,999	00:24,435	00:33,614		10:21:59				
4	02:55,285	01:35,836	00:27,700	00:24,173	00:27,576		10:24:54				
5	01:43,017	00:22,867	00:27,377	00:24,167	00:28,606	252,14	10:26:37				

28		ERSEK, Daniel		HUN		AM39 MOTOSPORT		P.Vmax: 3		T. Ideal: 01:41,381	
Lap	Time	Sector 1	Sector 2	Sector 3	Sector 4	V.Max	Hour				
1	START	01:31,785	00:29,487	00:26,647	00:29,414		10:17:55				
2	01:43,530	00:23,493	00:28,105	00:24,401	00:27,531	255,12	10:19:38				
3	01:41,443	00:22,829	00:27,121	00:24,218	00:27,275	260,24	10:21:20				
4	01:43,136	00:24,254	00:27,122	00:24,547	00:27,213	261,29	10:23:03				
5	PIT	00:23,495	00:28,054	00:27,635	00:41,231	260,24	10:25:03				

31		CENISERGUE, David		ESP		P.Vmax: 28		T. Ideal: 01:44,668			
Lap	Time	Sector 1	Sector 2	Sector 3	Sector 4	V.Max	Hour				
1	START	03:24,956	00:32,741	00:27,174	00:29,297		10:19:51				
2	01:45,806	00:24,264	00:28,570	00:24,940	00:28,032	250,19	10:21:37				
3	01:44,680	00:24,276	00:28,047	00:24,655	00:27,702	252,14	10:23:22				
4	PIT	00:27,425	00:31,126	00:27,224	00:35,561	236,50	10:25:23				

35		HENRIQUEZ, Joel A.		ESP		TCM		P.Vmax: 31		T. Ideal: 01:47,719	
Lap	Time	Sector 1	Sector 2	Sector 3	Sector 4	V.Max	Hour				
1	START	01:25,966	00:31,573	00:28,144	00:30,170		10:17:53				
2	01:48,819	00:24,056	00:29,633	00:26,231	00:28,899	250,19	10:19:42				
3	NULL	00:26,731	00:29,550	00:26,285	00:28,793	251,16	10:21:33				
4	01:48,478	00:24,130	00:29,205	00:26,123	00:29,020	250,19	10:23:22				
5	01:48,042	00:24,379	00:29,176	00:25,852	00:28,635	248,28	10:25:10				

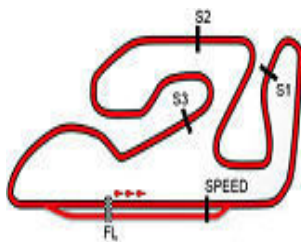
36		SORIANO, Yousef		VAL		I+DENT		P.Vmax: 12		T. Ideal: 01:44,472	
Lap	Time	Sector 1	Sector 2	Sector 3	Sector 4	V.Max	Hour				
1	START	01:04,030	00:28,757	00:25,099	00:28,360		10:17:23				
2	02:30,107	00:24,182	00:28,451	01:08,424	00:29,050	255,12	10:19:54				
3	01:45,134	00:23,716	00:28,084	00:25,003	00:28,331	256,13	10:21:39				
4	01:45,012	00:23,870	00:27,947	00:25,153	00:28,042	257,14	10:23:24				
5	01:46,207	00:23,930	00:27,711	00:25,989	00:28,577	255,12	10:25:10				

38		NESBAKKEN, Ola		VAL		YAMAHA TEAM SCANDINAVIA		P.Vmax: 7		T. Ideal: 01:40,607	
Lap	Time	Sector 1	Sector 2	Sector 3	Sector 4	V.Max	Hour				
1	START	00:28,656	00:27,950	00:24,844	00:27,788		10:16:46				
2	01:42,300	00:23,092	00:27,363	00:24,440	00:27,405	256,13	10:18:29				
3	01:41,551	00:22,974	00:27,294	00:24,115	00:27,168	259,20	10:20:10				
4	01:43,084	00:23,011	00:27,768	00:24,316	00:27,989	259,20	10:21:53				
5	01:40,607	00:22,796	00:26,791	00:23,902	00:27,118	259,20	10:23:34				
6	01:42,078	00:23,150	00:26,824	00:24,024	00:28,080	259,20	10:25:16				

41		ROPERO, Daniel		ESP		ANDIFER RACING TEAM		P.Vmax: 21		T. Ideal: 01:45,014	
Lap	Time	Sector 1	Sector 2	Sector 3	Sector 4	V.Max	Hour				
1	START	01:17,037	00:30,299	00:26,224	00:29,212		10:17:40				
2	01:48,325	00:24,612	00:28,868	00:25,778	00:29,067	251,16	10:19:28				
3	01:46,366	00:24,471	00:28,180	00:25,379	00:28,336	251,16	10:21:15				
4	01:46,190	00:24,206	00:27,966	00:25,077	00:28,941	254,12	10:23:01				
5	01:47,199	00:24,984	00:28,111	00:25,501	00:28,603	243,61	10:24:48				
6	01:45,014	00:24,189	00:27,916	00:24,850	00:28,059	253,13	10:26:33				

43		PEREZ, David		ESP		P.Vmax: 9		T. Ideal: 01:42,952			
Lap	Time	Sector 1	Sector 2	Sector 3	Sector 4	V.Max	Hour				
1	START	01:11,519	00:30,197	00:25,833	00:28,230		10:17:33				
2	NULL	00:23,531	00:27,923	00:24,980	00:27,597	257,14	10:19:17				
3	01:44,965	00:23,299	00:28,060	00:25,633	00:27,973	257,14	10:21:02				
4	NULL	00:23,591	00:28,059	00:25,032	00:27,478	258,17	10:22:46				
5	PIT	00:23,351	00:27,661	00:24,514	00:38,319	257,14	10:24:40				

45		RUIZ, Balbino		FCMM		P.Vmax: 5		T. Ideal: 01:43,453	
Lap	Time	Sector 1	Sector 2	Sector 3	Sector 4	V.Max	Hour		



Circuit Ricardo Tormo

COPA DE ESPAÑA DE VELOCIDAD 2023

ANALYSIS / SECTORS Warm Up SBK

3	01:43,699	00:23,634	00:27,986	00:24,612	00:27,467	260,24	10:21:12
4	PIT	00:23,606	00:27,775	00:24,605	00:36,240	260,24	10:23:04

51	GALLEGO, Victor ESP	I+DENT RACING TEAM					
		P.Vmax: 12				T. Ideal: 01:40,744	
Lap	Time	Sector 1	Sector 2	Sector 3	Sector 4	V.Max	Hour
1	START	01:28,174	00:29,477	00:25,860	00:27,921		10:17:49
2	01:40,744	00:22,903	00:26,971	00:23,910	00:26,960	257,14	10:19:29
3	01:43,903	00:23,562	00:28,153	00:24,640	00:27,548	255,12	10:21:13
4	01:44,035	00:23,339	00:28,514	00:24,684	00:27,498	256,13	10:22:57
5	PIT	00:23,181	00:27,333	00:24,267	00:36,569	256,13	10:24:49

53	NADIEIEVA, Iryna VAL	BRITISH CARRERA TEAM					
		P.Vmax: 21				T. Ideal: 01:44,566	
Lap	Time	Sector 1	Sector 2	Sector 3	Sector 4	V.Max	Hour
1	START	01:41,214	00:29,601	00:26,371	00:28,991		10:18:03
2	01:48,553	00:24,349	00:29,010	00:26,034	00:29,160	252,14	10:19:52
3	01:46,379	00:24,115	00:28,681	00:25,202	00:28,381	252,14	10:21:38
4	01:44,776	00:23,733	00:27,970	00:25,412	00:27,661	254,12	10:23:23
5	PIT	00:24,899	00:28,065	00:25,837	00:38,907	247,33	10:25:21

58	GONZALEZ, Daniel FCMM	BRITISH CARRERA TEAM					
		P.Vmax: 2				T. Ideal: 01:37,622	
Lap	Time	Sector 1	Sector 2	Sector 3	Sector 4	V.Max	Hour
1	START	00:42,296	00:28,320	00:23,676	00:26,816		10:16:58
2	01:37,658	00:22,181	00:26,138	00:23,057	00:26,282	260,24	10:18:36
3	NULL	00:23,037	00:26,545	00:23,451	00:26,607	262,35	10:20:16
4	NULL	00:22,145	00:26,272	00:23,825	00:26,438	264,49	10:21:54
5	01:39,889	00:22,638	00:26,250	00:23,757	00:27,244	260,24	10:23:34
6	PIT	00:38,212	00:34,995	00:26,931	00:43,223	240,89	10:25:58

61	RODRIGUEZ, Felix ESP	SPORTBIKE 61					
		P.Vmax: 12				T. Ideal: 01:41,483	
Lap	Time	Sector 1	Sector 2	Sector 3	Sector 4	V.Max	Hour
1	START	01:46,734	00:28,325	00:24,988	00:27,695		10:18:05
2	01:45,273	00:23,677	00:27,767	00:25,765	00:28,064	257,14	10:19:50
3	01:43,000	00:23,269	00:27,324	00:24,315	00:28,092	256,13	10:21:33
4	01:41,850	00:23,355	00:27,086	00:23,798	00:27,611	257,14	10:23:15
5	01:41,708	00:23,372	00:27,131	00:23,875	00:27,330	247,33	10:24:57

63	MARTINEZ, Oscar A. ESP	OTIS RACING TEAM					
		P.Vmax: 18				T. Ideal: 01:41,973	
Lap	Time	Sector 1	Sector 2	Sector 3	Sector 4	V.Max	Hour
1	START	00:59,216	00:28,858	00:25,271	00:28,915		10:17:19
2	01:45,901	00:24,030	00:28,280	00:25,696	00:27,895	243,61	10:19:05
3	01:42,315	00:23,111	00:27,456	00:24,480	00:27,268	254,12	10:20:48
4	01:44,703	00:23,169	00:27,313	00:25,755	00:28,466	256,13	10:22:32
5	01:42,274	00:23,270	00:27,426	00:24,371	00:27,207	254,12	10:24:15
6	01:42,768	00:23,311	00:27,425	00:24,342	00:27,690	256,13	10:25:57

70	MALTRANA, Rafael ESP	OTIS RACING TEAM					
		P.Vmax: 12				T. Ideal: 01:44,379	
Lap	Time	Sector 1	Sector 2	Sector 3	Sector 4	V.Max	Hour
1	START	01:08,847	00:29,156	00:25,274	00:29,229		10:17:30
2	01:48,586	00:24,400	00:30,351	00:25,805	00:28,030	253,13	10:19:18
3	01:45,382	00:23,761	00:28,160	00:24,897	00:28,564	257,14	10:21:04
4	01:45,224	00:23,608	00:28,265	00:25,115	00:28,236	245,45	10:22:49
5	01:45,237	00:23,865	00:27,844	00:25,052	00:28,476	244,53	10:24:34
6	01:55,147	00:24,450	00:29,258	00:26,901	00:34,538	241,79	10:26:29

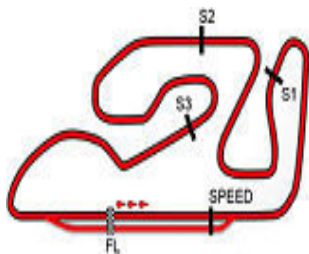
73	PASTOR, Antonio ESP	TPRBALLESTASGRANVIAG					
		P.Vmax: 20				T. Ideal: 01:44,302	
Lap	Time	Sector 1	Sector 2	Sector 3	Sector 4	V.Max	Hour
1	START	00:59,517	00:29,158	00:25,640	00:28,644		10:17:20
2	01:46,123	00:24,438	00:27,986	00:25,407	00:28,292	255,12	10:19:06
3	01:45,599	00:23,793	00:28,626	00:25,123	00:28,057	254,12	10:20:52
4	01:44,403	00:23,641	00:27,841	00:24,763	00:28,158	254,12	10:22:36
5	02:12,256	00:45,689	00:31,210	00:26,045	00:29,312	255,12	10:24:49
6	01:48,136	00:24,409	00:29,236	00:25,904	00:28,587	250,19	10:26:37

87	DANDREA, Jonathan ESP	TEAM GPMOTOS VALENC					
		P.Vmax: 36				T. Ideal: 01:44,090	
Lap	Time	Sector 1	Sector 2	Sector 3	Sector 4	V.Max	Hour
1	START	00:52,273	00:30,983	00:27,381	00:30,590		10:17:18
2	01:47,153	00:24,652	00:28,643	00:25,102	00:28,756	239,11	10:19:06
3	01:45,424	00:23,853	00:28,284	00:25,132	00:28,155	239,11	10:20:51
4	01:44,463	00:23,687	00:28,173	00:24,523	00:28,080	240,00	10:22:35
5	01:44,348	00:23,499	00:28,152	00:24,515	00:28,182	238,24	10:24:20
6	01:45,416	00:23,838	00:28,964	00:24,690	00:27,924	240,00	10:26:05

96	MORALES, Paco ESP	BRITISH CARRERA TEAM					
		P.Vmax: 1				T. Ideal: 01:38,991	
Lap	Time	Sector 1	Sector 2	Sector 3	Sector 4	V.Max	Hour
1	START	01:07,040	00:29,257	00:24,613	00:27,385		10:17:26
2	01:41,905	00:22,904	00:27,777	00:24,580	00:26,644	258,17	10:19:07
3	01:40,671	00:23,167	00:27,279	00:23,754	00:26,471	261,29	10:20:48
4	01:40,783	00:23,016	00:27,014	00:24,178	00:26,575	265,57	10:22:29
5	01:39,864	00:22,580	00:26,610	00:24,014	00:26,660	256,13	10:24:09
6	01:39,718	00:22,492	00:26,473	00:23,555	00:27,198	255,12	10:25:48

117	GRANDE, Javier FCMM	BRITISH CARRERA TEAM					
		P.Vmax: 5				T. Ideal: 01:40,555	
Lap	Time	Sector 1	Sector 2	Sector 3	Sector 4	V.Max	Hour
1	START	01:03,629	00:27,955	00:25,450	00:28,180		10:17:22
2	01:43,994	00:23,575	00:26,954	00:25,173	00:28,292	252,14	10:19:06
3	01:41,515	00:23,254	00:27,235	00:23,963	00:27,063	251,16	10:20:48
4	01:42,042	00:23,385	00:27,098	00:24,399	00:27,160	260,24	10:22:30
5	01:40,555	00:22,889	00:26,759	00:23,857	00:27,050	253,13	10:24:11
6	PIT	00:23,156	00:27,709	00:25,354	00:36,942	251,16	10:26:04

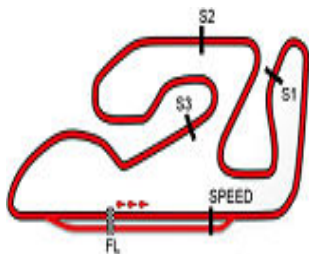




Circuit Ricardo Tormo
COPA DE ESPAÑA DE VELOCIDAD 2023
Velocidades máximas Warm Up SBK

Nombre	Equipo/Club	Vehículo	Mejores 5 velocidades máximas					Media	Max.	
96	MORALES, Paco	BRITISH CARRERA TEAM	YAMAHA	265,6	261,3	258,2	256,1	255,1	259,3	265,6
58	GONZALEZ, Daniel			264,5	262,3	260,2	260,2	240,9	257,6	264,5
28	ERSEK, Daniel	AM39 MOTOSPORT	HONDA	261,3	260,2	260,2	255,1		259,2	261,3
4	ARTIME, Javier	PROMORACING TEAM	YAMAHA	261,3	260,2	259,2	258,2	258,2	259,4	261,3
117	GRANDE, Javier			260,2	253,1	252,1	251,2	251,2	253,6	260,2
45	RUIZ, Balbino			260,2	260,2	256,1			258,9	260,2
38	NESBAKKEN, Ola	YAMAHA TEAM SCANDINA	YAMAHA	259,2	259,2	259,2	259,2	256,1	258,6	259,2
9	MONTERO, Aitor	AITOR MONTERO TEAM		259,2	257,1	256,1	255,1		256,9	259,2
43	PEREZ, David			258,2	257,1	257,1	257,1		257,4	258,2
15	JIMENEZ, Jose A.	MDR		258,2	256,1	255,1	254,1	251,2	254,9	258,2
3	HOLBROOK, S. Eva	BRITISH CARRERA TEAM	YAMAHA	258,2	258,2	257,1	257,1	256,1	257,3	258,2
70	MALTRANA, Rafael		YAMAHA	257,1	253,1	245,5	244,5	241,8	248,4	257,1
61	RODRIGUEZ, Felix	SPORTBIKE 61	KAWASAKI	257,1	257,1	256,1	247,3		254,4	257,1
51	GALLEGO, Victor	I+DENT RACING TEAM		257,1	256,1	256,1	255,1		256,1	257,1
36	SORIANO, Yousef	I+DENT	YAMAHA	257,1	256,1	255,1	255,1		255,9	257,1
22	BANDERAS, Eneko	EBN22		257,1	256,1	255,1			256,1	257,1
2	ZUCCONI, Gianfranco	MES COMPETICIO	YAMAHA	257,1	256,1	255,1	254,1	254,1	255,3	257,1
27	FERNANDEZ, Oscar	ALMA RACING TEAM	KAWASAKI	256,1	252,1				254,1	256,1
63	MARTINEZ, Oscar A.	OTIS RACING TEAM		256,1	256,1	254,1	254,1	243,6	252,8	256,1
73	PASTOR, Antonio	TPRBALLESTASGRANVIA	KAWASAKI	255,1	255,1	254,1	254,1	250,2	253,7	255,1
53	NADIEIEVA, Iryna	BRITISH CARRERA TEAM	YAMAHA	254,1	252,1	252,1	247,3		251,4	254,1
41	ROPERO, Daniel	ANDIFER RACING TEAM	YAMAHA	254,1	253,1	251,2	251,2	243,6	250,6	254,1
24	PINTO, Jose Carlos	TCM	YAMAHA	254,1	250,2	246,4			250,2	254,1
17	DIAZ, Samuel	TECNIRACING	YAMAHA	254,1	254,1	254,1	253,1	252,1	253,5	254,1
13	DE PASQUALE, F.			253,1	253,1	252,1	252,1	246,4	251,4	253,1
18	ROMERO, Javier			253,1	252,1	249,2	245,5	233,1	246,6	253,1
16	SAEZ, Jael			253,1	253,1	252,1	226,6		246,2	253,1
5	NAVARRO, Raul	TEAM PELUSO	YAMAHA	252,1	251,2	251,2	250,2	249,2	250,8	252,1
31	CENISERGUE, David		YAMAHA	252,1	250,2	236,5			246,3	252,1
14	SUEIRO, Andre	ALMARACING	YAMAHA	252,1	247,3	244,5			248,0	252,1
35	HENRIQUEZ, Joel A.	TCM	YAMAHA	251,2	250,2	250,2	248,3		250,0	251,2
21	NEIDHART, M. Josef	BRITISH CARRERA TEAM		251,2	250,2	250,2			250,5	251,2
20	PEREZ, J. Manuel	ANDIFER RACING TEAM	YAMAHA	249,2	249,2	247,3	247,3	244,5	247,5	249,2
19	GARCIA, Manuel			246,4	246,4	244,5	237,4		243,7	246,4
11	GARCIA, Pablo			243,6	243,6	241,8	241,8	229,0	240,0	243,6
87	DANDREA, Jonathan	TEAM GPMOTOS	YAMAHA	240,0	240,0	239,1	239,1	238,2	239,3	240,0





Circuit Ricardo Tormo
COPA DE ESPAÑA DE VELOCIDAD 2023

Mejores vueltas Warm Up SBK

Nombre	Equipo/Club	Vehículo	Mejores vueltas						Media
58 GONZALEZ, Daniel			01:37,658	01:38,680	01:39,640	01:39,889		01:38,966	
17 DIAZ, Samuel	TECNIRACING	YAMAHA	01:38,079	01:38,306	01:38,874	01:39,779	01:40,188	01:39,045	
96 MORALES, Paco	BRITISH CARRERA TEAM	YAMAHA	01:39,718	01:39,864	01:40,671	01:40,783	01:41,905	01:40,588	
4 ARTIME, Javier	PROMORACING TEAM	YAMAHA	01:40,053	01:40,178	01:40,486	01:40,504	01:41,615	01:40,567	
117 GRANDE, Javier			01:40,555	01:41,515	01:42,042	01:43,994		01:42,026	
38 NESBAKKEN, Ola	YAMAHA TEAM SCANDINA	YAMAHA	01:40,607	01:41,551	01:42,078	01:42,300	01:43,084	01:41,924	
51 GALLEGRO, Victor	I+DENT RACING TEAM		01:40,744	01:43,903	01:44,035			01:42,894	
28 ERSEK, Daniel	AM39 MOTOSPORT	HONDA	01:41,443	01:43,136	01:43,530			01:42,703	
20 PEREZ, J. Manuel	ANDIFER RACING TEAM	YAMAHA	01:41,487	01:41,912	01:42,159	01:43,395	01:43,862	01:42,563	
61 RODRIGUEZ, Felix	SPORTBIKE 61	KAWASAKI	01:41,708	01:41,850	01:43,000	01:45,273		01:42,957	
5 NAVARRO, Raul	TEAM PELUSO	YAMAHA	01:41,713	01:41,811	01:42,218	01:42,730	01:43,056	01:42,305	
2 ZUCCONI, Gianfranco	MES COMPETICIO	YAMAHA	01:41,804	01:42,218	01:42,473	01:42,634	02:05,923	01:47,010	
15 JIMENEZ, Jose A.	MDR		01:42,116	01:43,300	01:45,825	01:46,456		01:44,424	
63 MARTINEZ, Oscar A.	OTIS RACING TEAM		01:42,274	01:42,315	01:42,768	01:44,703	01:45,901	01:43,592	
9 MONTERO, Aitor	AITOR MONTERO TEAM		01:42,532	01:42,564	01:43,613			01:42,903	
3 HOLBROOK, S. Eva	BRITISH CARRERA TEAM	YAMAHA	01:42,608	01:42,749	01:43,985	01:44,286	01:44,577	01:43,641	
22 BANDERAS, Eneko	EBN22		01:42,807	01:45,276				01:44,041	
27 FERNANDEZ, Oscar	ALMA RACING TEAM	KAWASAKI	01:43,017	02:55,285				02:19,151	
13 DE PASQUALE, F.			01:43,662	01:44,442	01:44,827	01:46,448	01:54,893	01:46,854	
45 RUIZ, Balbino			01:43,699	01:44,169				01:43,934	
43 PEREZ, David			01:44,031	01:44,160	01:44,965			01:44,385	
87 DANDREA, Jonathan	TEAM GPMOTOS	YAMAHA	01:44,348	01:44,463	01:45,416	01:45,424	01:47,153	01:45,360	
73 PASTOR, Antonio	TPRBALLESTASGRANVIA	KAWASAKI	01:44,403	01:45,599	01:46,123	01:48,136	02:12,256	01:51,303	
31 CENISERGUE, David		YAMAHA	01:44,680	01:45,806				01:45,243	
53 NADIEIEVA, Iryna	BRITISH CARRERA TEAM	YAMAHA	01:44,776	01:46,379	01:48,553			01:46,569	
36 SORIANO, Yousef	I+DENT	YAMAHA	01:45,012	01:45,134	01:46,207	02:30,107		01:56,615	
41 ROPER, Daniel	ANDIFER RACING TEAM	YAMAHA	01:45,014	01:46,190	01:46,366	01:47,199	01:48,325	01:46,618	
70 MALTRANA, Rafael		YAMAHA	01:45,224	01:45,237	01:45,382	01:48,586	01:55,147	01:47,915	
18 ROMERO, Javier			01:45,242	01:45,513	01:45,618	01:45,805	01:46,903	01:45,816	
11 GARCIA, Pablo			01:45,724	01:46,279	01:46,842	01:47,198	01:47,509	01:46,710	
24 PINTO, Jose Carlos	TCM	YAMAHA	01:46,184	01:47,025				01:46,604	
35 HENRIQUEZ, Joel A.	TCM	YAMAHA	01:48,042	01:48,478	01:48,819	01:51,359		01:49,174	
21 NEIDHART, M. Josef	BRITISH CARRERA TEAM		01:48,231	01:48,574				01:48,402	
14 SUEIRO, Andre	ALMARACING	YAMAHA	01:48,619	01:50,499	02:59,971			02:13,029	
16 SAEZ, Jael			01:50,593	01:51,112	01:51,462	01:52,616		01:51,445	
19 GARCIA, Manuel			01:51,387	01:51,404	01:51,611	02:01,065		01:53,866	

