

PreMoto3 ESBK MOTORLAND ARAGÓN Entrenamiento Cronometrado

Clasificación

Nº	Piloto	Nac	Equipo	Moto	Neum. Cl.	Tiempo	Vlt.	Total	Dif.	Km/h
1	71 Carlos CANO	ESP	QRG MOTOR RACING	BEON	Dunlop	2:06.995	8	10	-	143.9
2	69 Fernando BUJOSA	ESP	FRANCO RACING VHC TEAM LIQUI MOLY	BEON	Dunlop	2:07.125	4	8	+0.130	143.8
3	28 Valentin PERRONE	ARG	CUNA DE CAMPEONES	BEON	Dunlop	2:07.317	3	8	+0.322	143.6
4	45 Alex LONGARELA	ESP	IGAXTEAM	BEON	Dunlop	2:07.365	10	11	+0.370	143.5
5	55 Michael Louie SANCHEZ	USA	MRE TALENT	BEON	Dunlop	2:07.455	5	10	+0.460	143.4
6	46 Alvaro LUCAS	ESP	MRE TALENT	BEON	Dunlop	2:08.097	7	11	+1.102	142.7
7	32 Marcos LUDEÑA	ESP	ALM RACING	BEON	Dunlop	2:08.240	8	11	+1.245	142.5
8	78 Henri MIGNOT	FRA	BRS - BRECHON RACING SCHOOL	BEON	Dunlop	2:08.430	6	11	+1.435	142.3
9	77 Kerman David MARTINEZ	VEN	CUNA DE CAMPEONES	MIR RACING	Dunlop	2:08.490	6	9	+1.495	142.2
10	70 Iaroslav KARPUSHIN	EST	FRANCO RACING VHC TEAM LIQUI MOLY	BEON	Dunlop	2:08.611	7	10	+1.616	142.1
11	33 Enzo BELLON	FRA	BS RACING	BEON	Dunlop	2:08.801	7	8	+1.806	141.9
12	35 Miguel BERNAL	ESP	ANDIFER RACING TEAM	BEON	Dunlop	2:08.887	6	10	+1.892	141.8
13	15 Martim Marco RAMOS	PRT	H43 TEAM NOBBY	BEON	Dunlop	2:09.067	5	8	+2.072	141.6
14	44 Mark PEREZ	ESP	FAU55 RACING - FAMILY CASH	BEON	Dunlop	2:09.456	3	10	+2.461	141.2
15	98 Mika SIEBDRATH	DEU	SUPERHUGO 44 TEAM	MIR RACING	Dunlop	2:09.482	8	9	+2.487	141.2
16	26 Remy SANJUAN	FRA	MECAPROJETS TEAM ADO	BEON	Dunlop	2:09.501	6	7	+2.506	141.1
17	9 Elliot KASSIGIAN	FRA	MECAPROJETS TEAM ADO	ERDOG	Dunlop	2:09.672	8	11	+2.677	140.9
18	10 Afonso DUARTE	PRT	MIGUEL OLIVEIRA RACING TEAM	BEON	Dunlop	2:09.716	9	9	+2.721	140.9
19	49 Izan RODRIGUEZ	ESP	ETG RACING	BEON	Dunlop	2:10.378	10	11	+3.383	140.2
20	23 Miguel RODRIGUEZ	ESP	BULTACO RACING	BULTACO	Dunlop	2:11.062	9	9	+4.067	139.5
21	5 Ignacio GALAN	ESP	TEAM IMPALA HONDA	BEON	Dunlop	2:11.127	5	9	+4.132	139.4
22	84 Lorenzo GUYAU	FRA	JEG RACING	BEON	Dunlop	2:11.305	9	9	+4.310	139.2
23	7 David JIMENEZ	ESP	MDR COMPETICION	BEON	Dunlop	2:11.346	5	8	+4.351	139.2
24	65 Izan CURIA	ESP	TEAM CURIA	BEON	Dunlop	2:12.161	11	11	+5.166	138.3
25	18 Mathias TAMBURINI	ITA	IGAXTEAM	BEON	Dunlop	2:12.189	5	9	+5.194	138.3
26	30 Jean Kento TURNER	JPN		BEON	Dunlop	2:12.592	8	8	+5.597	137.8
27	76 Izan IBAÑEZ	ESP	BULTACO RACING	BULTACO	Dunlop	2:13.463	8	8	+6.468	136.9
28	66 Mandine QUENTIN	FRA	MAD RACING TEAM	BEON	Dunlop	2:14.544	11	11	+7.549	135.8
29	43 Luis Miguel LOPEZ	ESP	MIR RACING	MIR RACING	Dunlop	2:20.101	5	5	+13.106	130.5

Vuelta rápida: Vlt. 8 Carlos CANO 2:06.995 143.9 Km/h

VUELTAS CANCELADAS A LOS PILOTOS #5, #7, #9, #26, #44, #49, #55, #69 & #70 POR RODAR FUERA DE LOS LIMITES DE PISTA

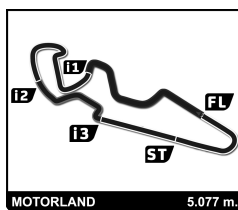
Hora de publicación:

Estado de pista: **SECO**

Director de Carrera:
José Luis OMELLA

Cronometrador:
Denis DEL POZO

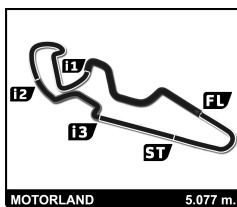




PreMoto3 ESBK MOTORLAND ARAGÓN Entrenamiento Cronometrado

Mejores tiempos de sector

Sector 1			Sector 2			Sector 3			Sector 4			Vuelta		Mejor
Pos	Nº Piloto	Tiempo	Nº Piloto	Tiempo	Nº Piloto	Tiempo	Nº Piloto	Tiempo	Pos	Nº	Ideal	Vuelta		
1	69 F.BUJOSA	35.896	45 A.LONGARELA	35.046	69 F.BUJOSA	23.028	71 C.CANO	32.080	1	69	2:06.772	2:07.125 (2)		
2	71 C.CANO	36.017	28 V.PERRONE	35.126	45 A.LONGARELA	23.062	28 V.PERRONE	32.149	2	45	2:06.837	2:07.365 (4)		
3	28 V.PERRONE	36.171	69 F.BUJOSA	35.281	77 K.MARTINEZ	23.188	55 M.SANCHEZ	32.299	3	28	2:06.917	2:07.317 (3)		
4	45 A.LONGARELA	36.179	55 M.SANCHEZ	35.316	46 A.LUCAS	23.378	46 A.LUCAS	32.361	4	71	2:06.990	2:06.995 (1)		
5	46 A.LUCAS	36.341	32 M.LUDEÑA	35.374	35 M.BERNAL	23.379	70 I.KARPUSHIN	32.381	5	55	2:07.455	2:07.455 (5)		
6	55 M.SANCHEZ	36.358	71 C.CANO	35.471	32 M.LUDEÑA	23.389	78 H.MIGNOT	32.384	6	46	2:07.773	2:08.097 (6)		
7	32 M.LUDEÑA	36.364	77 K.MARTINEZ	35.559	71 C.CANO	23.422	33 E.BELLON	32.408	7	32	2:07.783	2:08.240 (7)		
8	78 H.MIGNOT	36.384	33 E.BELLON	35.595	78 H.MIGNOT	23.467	44 M.PEREZ	32.461	8	78	2:08.040	2:08.430 (8)		
9	33 E.BELLON	36.400	70 I.KARPUSHIN	35.608	28 V.PERRONE	23.471	45 A.LONGARELA	32.550	9	70	2:08.049	2:08.611 (10)		
10	70 I.KARPUSHIN	36.408	46 A.LUCAS	35.693	55 M.SANCHEZ	23.482	69 F.BUJOSA	32.567	10	77	2:08.050	2:08.490 (9)		
11	77 K.MARTINEZ	36.565	15 M.RAMOS	35.707	26 R.SANJUAN	23.572	26 R.SANJUAN	32.619	11	33	2:08.216	2:08.801 (11)		
12	15 M.RAMOS	36.621	35 M.BERNAL	35.751	15 M.RAMOS	23.634	32 M.LUDEÑA	32.656	12	35	2:08.638	2:08.887 (12)		
13	10 A.DUARTE	36.659	78 H.MIGNOT	35.805	9 E.KASSIGIAN	23.646	77 K.MARTINEZ	32.738	13	44	2:08.760	2:09.456 (14)		
14	44 M.PEREZ	36.694	9 E.KASSIGIAN	35.819	70 I.KARPUSHIN	23.652	98 M.SIEBDRATH	32.752	14	15	2:08.941	2:09.067 (13)		
15	35 M.BERNAL	36.709	26 R.SANJUAN	35.842	98 M.SIEBDRATH	23.694	49 I.RODRIGUEZ	32.789	15	26	2:08.943	2:09.501 (16)		
16	9 E.KASSIGIAN	36.732	98 M.SIEBDRATH	35.862	10 A.DUARTE	23.699	35 M.BERNAL	32.799	16	9	2:09.084	2:09.672 (17)		
17	26 R.SANJUAN	36.910	44 M.PEREZ	35.902	44 M.PEREZ	23.703	10 A.DUARTE	32.801	17	10	2:09.116	2:09.716 (18)		
18	98 M.SIEBDRATH	36.935	10 A.DUARTE	35.957	33 E.BELLON	23.813	84 L.GUYAU	32.817	18	98	2:09.243	2:09.482 (15)		
19	5 I.GALAN	37.127	23 M.RODRIGUEZ	35.972	23 M.RODRIGUEZ	23.935	65 I.CURIA	32.845	19	49	2:10.360	2:10.378 (19)		
20	23 M.RODRIGUEZ	37.216	84 L.GUYAU	36.240	49 I.RODRIGUEZ	23.950	5 I.GALAN	32.850	20	23	2:10.489	2:11.062 (20)		
21	49 I.RODRIGUEZ	37.261	7 D.JIMENEZ	36.300	30 J.TURNER	23.986	9 E.KASSIGIAN	32.887	21	84	2:10.666	2:11.305 (22)		
22	84 L.GUYAU	37.329	49 I.RODRIGUEZ	36.360	7 D.JIMENEZ	24.076	15 M.RAMOS	32.979	22	5	2:10.837	2:11.127 (21)		
23	7 D.JIMENEZ	37.570	5 I.GALAN	36.422	84 L.GUYAU	24.280	7 D.JIMENEZ	33.072	23	7	2:11.018	2:11.346 (23)		
24	18 M.TAMBURINI	37.581	76 I.IBAÑEZ	36.627	18 M.TAMBURINI	24.284	30 J.TURNER	33.213	24	65	2:11.541	2:12.161 (24)		
25	76 I.IBAÑEZ	37.589	18 M.TAMBURINI	36.634	65 I.CURIA	24.296	18 M.TAMBURINI	33.245	25	18	2:11.744	2:12.189 (25)		
26	65 I.CURIA	37.704	65 I.CURIA	36.696	76 I.IBAÑEZ	24.302	23 M.RODRIGUEZ	33.366	26	30	2:11.749	2:12.592 (26)		
27	30 J.TURNER	37.734	30 J.TURNER	36.816	5 I.GALAN	24.438	76 I.IBAÑEZ	33.429	27	76	2:11.947	2:13.463 (27)		
28	66 M.QUENTIN	38.620	66 M.QUENTIN	36.987	66 M.QUENTIN	24.473	66 M.QUENTIN	34.093	28	66	2:14.173	2:14.544 (28)		
29	43 L.LOPEZ	38.986	43 L.LOPEZ	38.654	43 L.LOPEZ	24.624	43 L.LOPEZ	34.306	29	43	2:16.570	2:20.101 (29)		



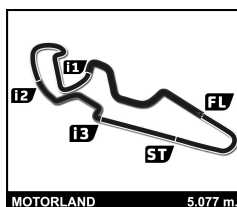
PreMoto3

ESBK MOTORLAND ARAGÓN

Entrenamiento Cronometrado

Mejores velocidades máximas

Nº Piloto	Equipo	Clase	V.Max 1		V.Max 2		V.Max 3		V.Max 4		V.Max 5		Pro
			Km/h	Vlt.	Km/h	Vlt.	Km/h	Vlt.	Km/h	Vlt.	Km/h	Vlt.	
55	Michael Louie SANCHEZ	MRE TALENT	223.1	4	221.8	5	221.3	3	220.4	1	220.4	9	221,4
46	Alvaro LUCAS	MRE TALENT	222.7	1	221.8	2	221.8	5	220.9	4	220.9	10	221,6
70	Iaroslav KARPUSHIN	FRANDO RACING VHC TEAM LIQUI MOLY	221.8	1	220.9	3	219.1	4	219.1	9	217.3	6	219,6
32	Marcos LUDEÑA	ALM RACING	221.3	1	217.3	2	216.9	4	216.4	5	214.7	9	217,3
45	Alex LONGARELA	IGAXTEAM	220.4	1	220.0	10	220.0	4	219.5	3	219.1	5	219,8
71	Carlos CANO	QRG MOTOR RACING	220.4	5	220.0	1	219.5	4	219.5	6	219.5	8	219,8
77	Kerman David MARTINEZ	CUNA DE CAMPEONES	220.4	2	216.0	5	215.1	3	215.1	1	213.9	8	216,1
78	Henri MIGNOT	BRS - BRECHON RACING SCHOOL	220.4	4	219.1	5	217.7	1	216.9	2	216.4	7	218,1
84	Lorenzo GUYAU	JEG RACING	220.4	8	220.0	3	220.0	1	218.6	2	217.7	7	219,3
5	Ignacio GALAN	TEAM IMPALA HONDA	220.0	7	220.0	3	219.5	5	219.5	2	219.1	8	219,6
18	Mathias TAMBURINI	IGAXTEAM	220.0	6	220.0	7	219.5	4	219.5	1	219.1	3	219,6
23	Miguel RODRIGUEZ	BULTACO RACING	220.0	2	217.7	3	216.4	1	216.4	7	216.4	8	217,4
26	Remy SANJUAN	MECAPROJETS TEAM ADO	220.0	1	220.0	6	217.7	2	217.7	3	200.7	7	215,2
44	Mark PEREZ	FAU55 RACING - FAMILY CASH	220.0	5	219.1	1	216.0	2	215.6	9	213.4	4	216,8
28	Valentin PERRONE	CUNA DE CAMPEONES	219.5	2	218.6	1	218.6	3	212.2	4	211.8	8	216,1
65	Izan CURIA	TEAM CURIA	219.5	4	219.5	10	218.6	1	216.0	11	215.6	9	217,8
7	David JIMENEZ	MDR COMPETICION	218.2	7	216.9	5	215.1	8	214.3	1	213.9	3	215,7
35	Miguel BERNAL	ANDIFER RACING TEAM	217.7	5	214.7	1	214.7	2	213.4	9	211.4	8	214,4
49	Izan RODRIGUEZ	ETG RACING	216.9	3	216.4	10	215.6	5	215.1	1	213.9	6	215,6
76	Izan IBAÑEZ	BULTACO RACING	216.4	2	215.1	6	214.7	3	214.3	1	213.0	7	214,7
69	Fernando BUJOSA	FRANDO RACING VHC TEAM LIQUI MOLY	216.0	1	215.6	3	215.6	2	213.9	7	213.0	6	214,8
33	Enzo BELLON	BS RACING	215.1	6	214.7	8	214.7	4	214.7	1	213.9	7	214,6
30	Jean Kento TURNER		213.9	6	213.4	7	213.0	1	212.2	5	211.4	3	212,8
98	Mika SIEBDRATH	SUPERHUGO 44 TEAM	213.9	5	213.9	2	213.4	8	213.4	3	213.4	1	213,6
10	Afonso DUARTE	MIGUEL OLIVEIRA RACING TEAM	213.4	6	213.0	1	213.0	3	213.0	4	212.6	2	213,0
15	Martim Marco RAMOS	H43 TEAM NOBBY	213.4	6	213.0	8	213.0	7	213.0	1	213.0	3	213,1
43	Luis Miguel LOPEZ	MIR RACING	212.2	3	211.8	1	207.3	4	205.7	2	201.1	5	207,6
66	Mandine QUENTIN	MAD RACING TEAM	212.2	1	212.2	3	211.8	10	209.3	2	208.9	5	210,9
9	Elliot KASSIGIAN	MECAPROJETS TEAM ADO	210.9	4	210.9	2	210.9	1	210.5	9	210.5	5	210,7



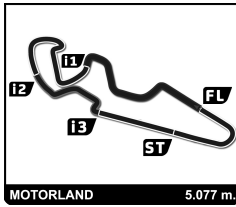
PreMoto3

ESBK MOTORLAND ARAGÓN

Entrenamiento Cronometrado

Secuencia de vueltas rápidas

T. Sesión	Nº Piloto	Equipo	Moto	Clase	Tiempo	Km/h	Vlt.
4:33.375	71 Carlos CANO	QRG MOTOR RACING	BEON		2:16.866	133.5	2
4:33.400	65 Izan CURIA	TEAM CURIA	BEON		2:16.365	134.0	2
4:38.261	33 Enzo BELLON	BS RACING	BEON		2:11.671	138.8	2
4:39.569	46 Alvaro LUCAS	MRE TALENT	BEON		2:09.864	140.7	2
4:59.472	69 Fernando BUJOSA	FRANDO RACING VHC TEAM LIQUI MOLY	BEON		2:08.063	142.7	2
4:59.793	28 Valentin PERRONE	CUNA DE CAMPEONES			2:08.023	142.8	2
7:07.110	28 Valentin PERRONE	CUNA DE CAMPEONES			2:07.317	143.6	3
9:14.831	69 Fernando BUJOSA	FRANDO RACING VHC TEAM LIQUI MOLY	BEON		2:07.125	143.8	4
17:21.155	71 Carlos CANO	QRG MOTOR RACING	BEON		2:06.995	143.9	8



PreMoto3

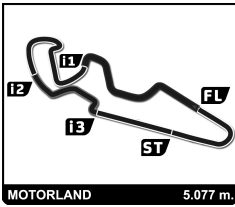
ESBK MOTORLAND ARAGÓN

Entrenamiento Cronometrado

Vuelta a vuelta

— Vuelta invalidada ■ Mejor Personal ■ Mejor de la sesión B Cruzando por el pit lane

Vlt.	Tiempo	Sector 1	Sector 2	Sector 3	Sector 4	V.Max	Vlt.	Tiempo	Sector 1	Sector 2	Sector 3	Sector 4	V.Max
7	2:12.659	37.846	37.104	24.496	33.213	213.4	7	2:09.745	36.694	35.917	24.164	32.970	212.6
8	2:12.592	38.064	36.816	23.986	33.726	209.7	8	2:09.814	36.876	35.981	24.137	32.820	213.0
32 Marcos LUDENA ESP							45 Alex LONGARELA ESP						
ALM RACING BEON							IGAXTEAM BEON						
1	2:30.510	54.354	37.918	25.477	32.761	221.3	1	3:45.058	2:10.605	37.140	23.802	33.511	220.4
2	2:11.617	38.182	36.348	24.044	33.043	217.3	2	2:09.772	37.714	35.854	23.232	32.972	217.3
3	2:09.540	37.031	36.035	23.724	32.750	213.0	3	2:08.510	36.848	35.491	23.298	32.873	219.5
4	2:08.942	36.526	35.894	23.824	32.698	216.9	4	2:08.182	36.480	35.521	23.369	32.812	220.0
5	2:15.767	36.947	42.119	24.045	32.656	216.4	5	2:07.852	36.467	35.478	23.298	32.609	219.1
6	2:08.695	36.466	35.972	23.558	32.699	211.8	6	2:07.998	36.490	35.608	23.233	32.667	217.3
7	2:08.293	36.408	35.631	23.418	32.836	213.0	7	2:11.850	36.359	35.108	27.612	32.771	218.6
8	2:08.240	36.364	35.649	23.489	32.738	213.0	8	2:07.576	36.441	35.190	23.219	32.726	216.9
9	2:10.518	37.465	36.369	23.787	32.897	214.7	9	2:08.158	36.502	35.418	23.281	32.957	218.2
10	2:09.602	36.669	36.488	23.644	32.801	214.3	10	2:07.365	36.345	35.408	23.062	32.550	220.0
11	2:08.437	36.506	35.583	23.389	32.959	213.0	11	2:07.237	36.179	35.046	23.220	32.792	217.7
33 Enzo BELLON FRA							46 Alvaro LUCAS ESP						
BS RACING BEON							MRE TALENT BEON						
1	2:26.590	45.627	38.193	29.508	33.262	214.7	1	2:29.705	52.732	38.906	25.376	32.691	222.7
2	2:11.671	37.851	36.640	24.188	32.992	213.9	2	2:09.864	36.931	36.313	23.987	32.633	221.8
3	2:10.068	37.040	36.020	23.944	33.064	211.4	3	2:08.606	36.717	35.826	23.614	32.449	220.4
4	2:14.213B	37.396	36.453	24.119	36.245	214.7	4	2:17.709	37.228	42.622	25.058	32.801	220.9
5	9:06.758	7:32.817	36.493	24.466	32.982	211.4	5	2:09.274	36.835	35.885	24.132	32.422	221.8
6	2:09.429	37.108	35.855	23.813	32.653	215.1	6	2:08.468	36.588	35.807	23.627	32.446	217.3
7	2:08.801	36.749	35.758	23.886	32.408	213.9	7	2:08.097	36.588	35.693	23.378	32.438	218.2
8	2:08.924	36.544	35.595	24.039	32.746	214.7	8	2:08.175	36.341	35.839	23.517	32.478	217.7
35 Miguel BERNAL ESP							49 Izan RODRIGUEZ ESP						
ANDIFER RACING TEAM BEON							ETG RACING BEON						
1	2:48.125	1:11.822	38.216	24.806	33.281	214.7	1	3:11.338	1:33.675	39.039	25.099	33.525	215.1
2	2:11.609	38.014	36.685	23.824	33.086	214.7	2	2:12.688	38.368	36.976	24.099	33.245	213.4
3	2:11.073	37.111	36.578	23.744	33.640	209.3	3	2:12.585	38.209	36.795	24.102	33.479	216.9
4	2:11.211	37.184	36.304	24.428	33.295	211.4	4	2:11.224	37.313	36.547	24.114	33.250	213.4
5	2:10.275	37.319	36.445	23.712	32.799	217.7	5	2:12.183	37.609	36.769	24.642	33.163	215.6
6	2:08.887	36.709	35.830	23.379	32.969	209.7	6	2:12.253	37.653	36.677	24.582	33.341	213.9
7	2:27.560B	38.481	38.964	31.183	38.932	208.1	7	2:11.645	37.895	36.559	24.039	33.152	212.6
8	4:34.616	2:59.382	37.686	24.032	33.516	211.4	8	2:11.287	37.477	36.536	23.950	33.324	211.8
9	2:10.630	37.433	36.375	23.881	32.941	213.4	9	2:11.035	37.266	36.630	23.979	33.160	213.0
10	2:09.606	36.892	35.751	23.566	33.397	209.7	10	2:10.378	37.261	36.360	23.968	32.789	216.4
43 Luis Miguel LOPEZ ESP							55 Michael Louie SANCHEZ USA						
MIR RACING MIR RACING							MRE TALENT BEON						
1	2:52.220	1:11.764	40.078	25.942	34.436	211.8	1	2:45.932	1:10.774	37.448	24.642	33.068	220.4
2	2:20.246	40.145	40.981	24.814	34.306	205.7	2	2:10.603	37.631	36.123	24.106	32.743	217.7
3	2:31.043B	39.615	45.406	25.490	40.532	212.2	3	2:09.536	36.780	35.839	23.948	32.969	221.3
4	3:37.510	1:59.173	38.654	25.116	34.567	207.3	4	2:09.028	36.759	36.240	23.728	32.301	223.1
5	2:20.101	38.986	41.982	24.624	34.509	201.1	5	2:07.455	36.358	35.316	23.482	32.299	221.8
44 Mark PEREZ ESP							2:20.539B 37.350 41.137 24.674 37.378 209.7						
FAU55 RACING - FAMILY CASH BEON							7 3:35.506 1:54.420 42.530 25.494 33.062 220.4						
1	2:30.044	53.233	38.532	25.494	32.785	219.1	8	2:12.065	37.140	37.359	24.282	33.284	210.1
2	2:10.163	37.094	36.230	23.988	32.851	216.0							
3	2:09.456	36.788	35.902	23.703	33.063	212.2							
4	2:14.466	37.357	37.593	26.406	33.110	213.4							
5	2:11.258	37.541	36.593	24.663	32.461	220.0							
6	2:10.167	37.252	36.145	24.049	32.721	213.0							



PreMoto3

ESBK MOTORLAND ARAGÓN

Entrenamiento Cronometrado

Vuelta a vuelta

— Vuelta invalidada ■ Mejor Personal ■ Mejor de la sesión B Cruzando por el pit lane

Vlt.	Tiempo	Sector 1	Sector 2	Sector 3	Sector 4	V.Max	Vlt.	Tiempo	Sector 1	Sector 2	Sector 3	Sector 4	V.Max
8	2:11.551	37.776	36.240	24.718	32.817	220.4							
9	2:11.305	37.329	36.511	24.280	33.185	215.1							

98 Mika SIEBRATH DEU						
SUPERHUGO 44 TEAM				MIR RACING		
1	2:51.835	1:13.031	39.582	25.500	33.722	213.4
2	2:12.385	38.221	36.434	24.323	33.407	213.9
3	2:15.281 B	37.663	36.327	24.316	36.975	213.4
4	6:08.958	4:30.051	40.922	24.584	33.401	206.5
5	2:11.608	37.632	36.404	24.149	33.423	213.9
6	2:15.854	40.517	37.769	24.097	33.471	206.5
7	2:11.377	37.494	36.146	24.461	33.276	212.6
8	2:09.482	37.174	35.862	23.694	32.752	213.4
9	2:20.309	37.340	42.732	23.975	36.262	176.5