

Moto4

ESBK MOTORLAND ARAGÓN

Carrera 1 (10 Vlt., 50,8 km.)

Clasificación

Nº Piloto	Nac	Equipo	Moto	Neum. Cl.	Vlts.	Tiempo Total	Dif.	Km/h	Mejor Vuelta			
									Vlt.	Tiempo Km/h		
1	92	David GOMEZ	ESP MRE TALENT	BEON	Dunlop	10	23:45.604	-	128.2	8	2:20.805	129.8
2	26	Alberto ENRIQUEZ	ESP CUNA DE CAMPEONES	MIR RACING	Dunlop	10	23:45.643	+0.039	128.2	10	2:20.965	129.7
3	62	Ethan Gavin SPARKS	GBR BRITISH CARRERA TEAM	BEON	Dunlop	10	23:45.725	+0.121	128.2	2	2:21.006	129.6
4	74	Kensei MATSUDAIRA	USA EVIKE.COM NOXF27 RACING TEAM	BEON	Dunlop	10	23:45.831	+0.227	128.2	8	2:21.219	129.4
5	13	Pedro VARELA	PRT	MIR RACING	Dunlop	10	23:45.925	+0.321	128.2	8	2:21.376	129.3
6	27	Mateo MARULANDA	ESP SUPERHUGO 44 TEAM	BEON	Dunlop	10	23:46.344	+0.740	128.1	8	2:21.428	129.2
7	20	Iker RODRIGUEZ	ESP IGAXTEAM	BEON	Dunlop	10	23:46.487	+0.883	128.1	8	2:21.193	129.4
8	3	Archie GIBBS	GBR FRANDO RACING VHC TEAM LIQUI MOLY	CORSE	Dunlop	10	23:46.618	+1.014	128.1	9	2:21.102	129.5
9	57	Mason FOSTER	GBR BRP RACING	BEON	Dunlop	10	23:46.656	+1.052	128.1	9	2:21.109	129.5
10	48	Andres GARCIA	ESP IGAXTEAM	BEON	Dunlop	10	23:46.712	+1.108	128.1	2	2:21.212	129.4
11	11	Gabriel PIO	FRA BRS- BRECHON RACING SCHOOL	BEON	Dunlop	10	23:47.059	+1.455	128.1	3	2:20.785	129.8
12	64	Carmelo BELLUZZO	ITA ETG RACING	BEON	Dunlop	10	23:47.572	+1.968	128.0	8	2:21.129	129.5
13	99	David SANCHEZ	ESP VRC TEAM	CORSE FACTORY	Dunlop	10	23:47.596	+1.992	128.0	5	2:21.085	129.5
14	77	Joel MORA	ESP ILUSION RACING	BEON	Dunlop	10	24:03.927	+18.323	126.6	2	2:22.408	128.3
15	93	Bautista FARIAS	ARG ETG RACING	BEON	Dunlop	10	24:06.269	+20.665	126.4	3	2:21.925	128.8
16	89	Eric RUZ	ESP IGAXTEAM	BEON	Dunlop	10	24:12.905	+27.301	125.8	2	2:22.975	127.8
17	37	Riccardo MICHIELIN	ITA AJEVO RACING TEAM	BEON	Dunlop	10	24:13.030	+27.426	125.8	2	2:22.828	128.0
18	31	Leonidas Castillo GUIMARAES	USA ALMA RACING TEAM	BEON	Dunlop	10	24:17.563	+31.959	125.4	5	2:24.191	126.8
19	55	Gonçalo DE MELO	PRT MIGUEL OLIVEIRA FAN CLUB	BEON	Dunlop	10	24:21.184	+35.580	125.1	8	2:24.793	126.2
20	12	Lewis MULLEN	GBR BRITISH CARRERA TEAM	BEON	Dunlop	10	24:56.736	+1:11.132	122.1	2	2:23.093	127.7
21	14	Giulio DI NAPOLI	ITA RC113 REPARTO CORSE	BEON	Dunlop	10	25:01.089	+1:15.485	121.8	2	2:26.762	124.5
22	96	Alex DEBON	ESP CUNA DE CAMPEONES	MIR RACING	Dunlop	10	25:22.338	+1:36.734	120.1	5	2:30.831	121.2
23	98	Edgar SILVEN	ESP ETG RACING	BEON	Dunlop	8	24:47.853		2 Vlt. 98.3	6	2:28.114	123.4

No clasificados

17	Enzo DUPUIS	FRA	BRS- BRECHON RACING SCHOOL	BEON	Dunlop	9	21:56.242			8	2:23.556	127.3
6	Xarly MENDEZ	DOM	MRE TALENT	BEON	Dunlop	5	12:11.408			2	2:22.313	128.4
5	Jimmy PRIMAUT	FRA	BRS- BRECHON RACING SCHOOL	MIR RACING	Dunlop	4	9:35.423			2	2:21.819	128.9
38	Tommaso PIERONI	ITA	ALMA RACING TEAM	BEON	Dunlop	2	4:51.586			2	2:22.638	128.1

No salidos

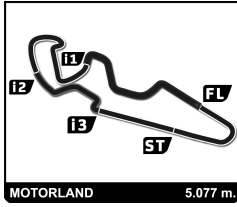
25	Manfredi BALDUCCI	ITA	RC113 REPARTO CORSE		Dunlop							
----	-------------------	-----	---------------------	--	--------	--	--	--	--	--	--	--

Pole:	Mateo MARULANDA	2:20.405	130.2 Km/h
Vuelta rápida:	Vlt.3 Gabriel PIO	2:20.785	129.8 Km/h

Hora de publicación:

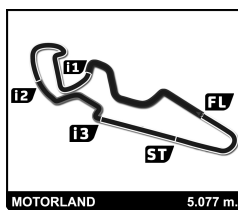
Estado de pista: **SECO**

Director de Carrera: José Luis OMELLA	Cronometrador: Denis DEL POZO
---	---



Moto4
ESBK MOTORLAND ARAGÓN
Carrera 1
Planing

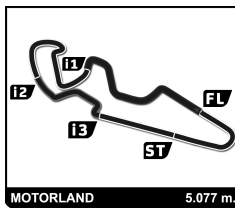
Nº	Pos	Parrilla	Vit.									
			1	2	3	4	5	6	7	8	9	10
27	1	27	74	62	13	62	62	74	62	74	92	92
57	2	57	27	13	62	20	74	62	13	20	62	26
13	3	13	13	74	26	27	13	20	27	13	74	62
11	4	11	20	27	92	13	26	13	74	62	13	74
92	5	92	57	20	74	26	20	26	20	26	57	13
64	6	64	62	57	20	74	92	48	26	27	26	27
20	7	20	64	26	48	92	48	92	48	92	48	20
62	8	62	26	48	57	48	99	27	92	48	20	3
74	9	74	92	92	27	57	57	3	99	57	27	57
5	10	5	48	64	3	99	27	99	3	64	3	48
3	11	3	3	3	64	64	64	11	57	11	64	11
99	12	99	5	5	11	11	3	57	64	3	11	64
77	13	77	77	77	5	5	11	64	11	99	99	99
48	14	48	99	99	77	3	77	93	93	93	77	77
26	15	26	93	11	99	77	93	77	77	77	93	93
93	16	93	89	93	93	93	89	89	89	89	89	89
12	17	12	11	89	89	89	37	37	37	37	37	37
17	18	17	38	6	12	37	31	31	31	31	31	31
6	19	6	6	38	37	6	6	55	55	55	55	55
89	20	89	12	37	6	31	55	17	17	17	17	12
38	21	38	37	12	31	55	17	12	12	12	12	14
37	22	37	17	31	55	17	14	14	14	14	14	96
31	23	31	55	55	17	14	12	96	96	96	96	96
25	24	25	31	17	14	12	96	98	98	98		
55	25	55	14	14	96	96	98					
98	26	98	96	96	98	98						
14	27	14	98	98								
96	28	96										



Moto4 ESBK MOTORLAND ARAGÓN Carrera 1

Mejores tiempos de sector

Sector 1			Sector 2		Sector 3		Sector 4		Vuelta		Mejor	
Pos	Nº Piloto	Tiempo	Nº Piloto	Tiempo	Nº Piloto	Tiempo	Nº Piloto	Tiempo	Pos	Nº	Ideal	Vuelta
1	11 G.PIO	40.247	26 A.ENRIQUEZ	38.510	64 C.BELLUZZO	24.845	11 G.PIO	35.373	1	11	2:19.737	2:20.785 (1)
2	27 M.MARULANDA	40.357	62 E.SPARKS	38.528	92 D.GOMEZ	24.883	48 A.GARCIA	35.465	2	27	2:19.810	2:21.428 (13)
3	99 D.SANCHEZ	40.390	20 I.RODRIGUEZ	38.554	3 A.GIBBS	24.968	74 K.MATSUDAIRA	35.481	3	3	2:19.991	2:21.102 (6)
4	57 M.FOSTER	40.452	27 M.MARULANDA	38.579	62 E.SPARKS	24.972	3 A.GIBBS	35.489	4	64	2:20.097	2:21.129 (8)
5	93 B.FARIAS	40.473	74 K.MATSUDAIRA	38.632	57 M.FOSTER	24.983	92 D.GOMEZ	35.585	5	26	2:20.220	2:20.965 (3)
6	77 J.MORA	40.581	13 P.VARELA	38.652	26 A.ENRIQUEZ	24.985	20 I.RODRIGUEZ	35.596	6	48	2:20.227	2:21.212 (10)
7	3 A.GIBBS	40.619	48 A.GARCIA	38.772	93 B.FARIAS	25.001	64 C.BELLUZZO	35.708	7	74	2:20.333	2:21.219 (11)
8	5 J.PRIMAUT	40.665	92 D.GOMEZ	38.780	31 L.GUIMARAES	25.069	99 D.SANCHEZ	35.749	8	62	2:20.381	2:21.006 (4)
9	62 E.SPARKS	40.686	57 M.FOSTER	38.786	6 X.MENDEZ	25.073	27 M.MARULANDA	35.790	9	20	2:20.447	2:21.193 (9)
10	64 C.BELLUZZO	40.695	64 C.BELLUZZO	38.849	27 M.MARULANDA	25.084	13 P.VARELA	35.791	10	13	2:20.461	2:21.376 (12)
11	48 A.GARCIA	40.762	3 A.GIBBS	38.915	13 P.VARELA	25.124	26 A.ENRIQUEZ	35.796	11	57	2:20.491	2:21.109 (7)
12	37 R.MICHIELIN	40.793	11 G.PIO	38.958	11 G.PIO	25.159	5 J.PRIMAUT	36.017	12	92	2:20.510	2:20.805 (2)
13	13 P.VARELA	40.894	99 D.SANCHEZ	39.243	74 K.MATSUDAIRA	25.160	77 J.MORA	36.089	13	99	2:20.659	2:21.085 (5)
14	26 A.ENRIQUEZ	40.929	6 X.MENDEZ	39.266	37 R.MICHIELIN	25.213	62 E.SPARKS	36.195	14	93	2:21.089	2:21.925 (15)
15	38 T.PIERONI	40.953	37 R.MICHIELIN	39.352	48 A.GARCIA	25.228	93 B.FARIAS	36.261	15	5	2:21.571	2:21.819 (14)
16	89 E.RUZ	41.015	93 B.FARIAS	39.354	20 I.RODRIGUEZ	25.263	57 M.FOSTER	36.270	16	77	2:21.688	2:22.408 (17)
17	20 I.RODRIGUEZ	41.034	5 J.PRIMAUT	39.356	99 D.SANCHEZ	25.277	12 L.MULLEN	36.403	17	37	2:21.960	2:22.828 (19)
18	74 K.MATSUDAIRA	41.060	12 L.MULLEN	39.366	38 T.PIERONI	25.290	38 T.PIERONI	36.437	18	6	2:21.981	2:22.313 (16)
19	6 X.MENDEZ	41.062	77 J.MORA	39.488	17 E.DUPOUIS	25.391	6 X.MENDEZ	36.580	19	12	2:22.382	2:23.093 (21)
20	17 E.DUPOUIS	41.142	89 E.RUZ	39.633	12 L.MULLEN	25.402	37 R.MICHIELIN	36.602	20	38	2:22.638	2:22.638 (18)
21	12 L.MULLEN	41.211	17 E.DUPOUIS	39.769	55 G.DE MELO	25.428	17 E.DUPOUIS	36.666	21	89	2:22.849	2:22.975 (20)
22	92 D.GOMEZ	41.262	55 G.DE MELO	39.822	89 E.RUZ	25.463	89 E.RUZ	36.738	22	17	2:22.968	2:23.556 (22)
23	31 L.GUIMARAES	41.913	31 L.GUIMARAES	39.841	77 J.MORA	25.530	55 G.DE MELO	36.762	23	31	2:23.698	2:24.191 (23)
24	55 G.DE MELO	42.029	38 T.PIERONI	39.958	5 J.PRIMAUT	25.533	31 L.GUIMARAES	36.875	24	55	2:24.041	2:24.793 (24)
25	14 G.DI NAPOLI	42.154	14 G.DI NAPOLI	40.584	14 G.DI NAPOLI	25.691	14 G.DI NAPOLI	37.736	25	14	2:26.165	2:26.762 (25)
26	98 E.SILVEN	42.426	98 E.SILVEN	41.040	98 E.SILVEN	26.149	98 E.SILVEN	38.032	26	98	2:27.647	2:28.114 (26)
27	96 A.DEBON	43.562	96 A.DEBON	41.436	96 A.DEBON	26.685	96 A.DEBON	38.444	27	96	2:30.127	2:30.831 (27)



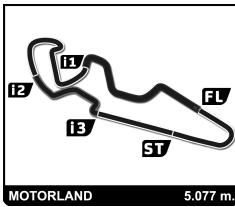
Moto4

ESBK MOTORLAND ARAGÓN

Carrera 1

Mejores velocidades máximas

Nº Piloto	Equipo	Clase	V.Max 1		V.Max 2		V.Max 3		V.Max 4		V.Max 5		Pro
			Km/h	Vlt.	Km/h	Vlt.	Km/h	Vlt.	Km/h	Vlt.	Km/h	Vlt.	
74 Kensei MATSUDAIRA	EVIKE.COM NOX#27 RACING TEAM		194.2	4	193.5	9	192.9	3	192.5	10	191.8	2	193,0
37 Riccardo MICHIELIN	AJEVO RACING TEAM		193.9	1	193.2	10	191.5	4	190.1	5	188.5	8	191,4
11 Gabriel PIO	BRS- BRECHON RACING SCHOOL		193.5	4	192.5	5	192.5	3	192.5	1	192.2	10	192,6
17 Enzo DUPUIS	BRS- BRECHON RACING SCHOOL		191.8	1	191.5	3	189.1	4	188.2	6	186.9	5	189,5
13 Pedro VARELA			191.5	10	189.5	5	189.1	9	188.5	7	188.5	4	189,4
48 Andres GARCIA	IGAXTEAM		190.8	9	190.5	10	189.5	8	188.5	5	188.5	1	189,6
92 David GOMEZ	MRE TALENT		190.8	10	189.5	4	189.1	9	188.8	8	188.8	5	189,4
3 Archie GIBBS	FRANCO RACING VHC TEAM LIQUI MOLY		190.5	10	189.5	9	189.5	8	189.5	1	188.2	3	189,4
26 Alberto ENRIQUEZ	CUNA DE CAMPEONES		190.1	10	190.1	9	189.1	8	189.1	5	188.8	6	189,4
20 Iker RODRIGUEZ	IGAXTEAM		189.1	3	189.1	1	188.5	9	188.2	2	187.8	10	188,5
99 David SANCHEZ	VRC TEAM		189.1	9	189.1	2	188.8	6	188.8	1	188.5	5	188,9
62 Ethan Gavin SPARKS	BRITISH CARRERA TEAM		188.8	9	188.8	1	188.2	8	188.2	3	187.8	10	188,4
77 Joel MORA	ILUSION RACING		188.8	2	188.8	1	188.5	5	188.2	9	187.8	10	188,4
98 Edgar SILVEN	ETG RACING		188.8	2	188.5	4	188.2	8	187.5	6	187.2	3	188,0
5 Jimmy PRIMAUT	BRS - BRECHON RACING SCHOOL		188.5	4	188.2	1	187.2	3	186.9	2			187,7
6 Xarly MENDEZ	MRE TALENT		188.5	1	188.2	2	187.8	4	187.2	3	185.2	5	187,4
31 Leonidas Castillo GUIMARAALMA RACING TEAM			188.5	6	188.2	1	187.5	4	185.2	5	183.7	10	186,6
38 Tommaso PIERONI	ALMA RACING TEAM		188.5	1	183.1	2							185,8
89 Eric RUZ	IGAXTEAM		188.2	6	188.2	1	187.8	10	187.8	5	187.8	2	188,0
96 Alex DEBON	CUNA DE CAMPEONES		186.9	9	186.2	3	185.9	1	184.9	10	184.9	4	185,8
27 Mateo MARULANDA	SUPERHUGO 44 TEAM		186.5	10	185.9	1	185.6	9	185.6	4	185.2	2	185,8
64 Carmelo BELLUZZO	ETG RACING		185.9	9	185.9	8	185.9	5	184.6	10	184.0	7	185,3
14 Giulio DI NAPOLI	RC113 REPARTO CORSE		184.6	1	182.1	3	181.5	10	181.5	6	181.2	4	182,2
57 Mason FOSTER	BRP RACING		184.3	1	183.7	10	183.1	9	183.1	8	183.1	2	183,5
93 Bautista FARIAS	ETG RACING		184.3	5	184.0	2	183.7	4	183.4	3	182.7	8	183,6
12 Lewis MULLEN	BRITISH CARRERA TEAM		183.4	6	183.4	2	183.1	4	182.7	10	182.7	1	183,1
55 Gonçalo DE MELO	MIGUEL OLIVEIRA FAN CLUB		182.7	4	182.7	3	182.4	10	182.4	1	182.1	8	182,5
25 Manfredi BALDUCCI	RC113 REPARTO CORSE												



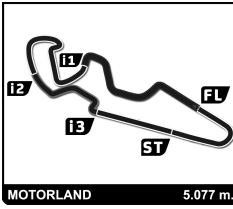
Moto4

ESBK MOTORLAND ARAGÓN

Carrera 1

Secuencia de líderes por Clase

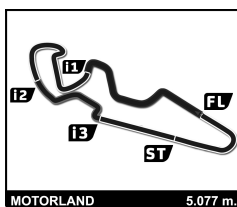
Nº	Piloto	Equipo	Moto	Vuelta a	Vuelta Final	Vlts.	Total Vlts.
74	Kensei MATSUDAIRA	EVIKE.COM NOX#27 RACING TEAM	BEON	1	1	1	1
62	Ethan Gavin SPARKS	BRITISH CARRERA TEAM	BEON	2	2	1	1
13	Pedro VARELA		MIR RACING	3	3	1	1
62	Ethan Gavin SPARKS	BRITISH CARRERA TEAM	BEON	4	5	2	3
74	Kensei MATSUDAIRA	EVIKE.COM NOX#27 RACING TEAM	BEON	6	6	1	2
62	Ethan Gavin SPARKS	BRITISH CARRERA TEAM	BEON	7	7	1	4
74	Kensei MATSUDAIRA	EVIKE.COM NOX#27 RACING TEAM	BEON	8	8	1	3
92	David GOMEZ	MRE TALENT	BEON	9	10	2	2



Moto4
ESBK MOTORLAND ARAGÓN
Carrera 1

Secuencia de vueltas rápidas

T. Sesión	Nº Piloto	Equipo	Moto	Clase	Tiempo	Km/h	Vlt.
4:46.770	62 Ethan Gavin SPARKS	BRITISH CARRERA TEAM	BEON		2:21.006	129.6	2
7:10.744	11 Gabriel PIO	BRS- BRECHON RACING SCHOOL	BEON		2:20.785	129.8	3



Moto4

ESBK MOTORLAND ARAGÓN

Carrera 1

Vuelta a vuelta

— Vuelta invalidada ■ Mejor Personal ■ Mejor de la sesión B Cruzando por el pit lane

Vlt.	Tiempo	Sector 1	Sector 2	Sector 3	Sector 4	V.Max	Vlt.	Tiempo	Sector 1	Sector 2	Sector 3	Sector 4	V.Max
7	2:23.394	41.620	39.585	25.284	36.905	184.6	7	<u>2:23.770</u>	42.405	39.593	25.228	36.544	188.2
8	2:21.273	41.394	38.510	25.434	35.935	189.1	8	2:21.547	41.077	38.772	25.393	36.305	189.5
9	2:22.365	41.805	39.213	25.298	36.049	190.1	9	2:21.597	41.262	39.167	25.441	35.727	190.8
10	2:20.965	40.929	39.069	24.985	35.982	190.1	10	2:22.021	41.188	39.411	25.957	35.465	190.5

27 Mateo MARULANDA

ESP
SUPERHUGO 44 TEAM

1	2:24.819	43.058	39.782	25.413	36.566	185.9
2	2:22.064	41.740	38.653	25.257	36.414	185.2
3	2:23.731	41.337	39.523	25.766	37.105	182.4
4	2:22.950	42.386	39.118	25.446	36.000	185.6
5	2:23.106	41.411	39.771	25.526	36.398	184.9
6	2:21.679	40.357	39.119	25.568	36.635	183.1
7	2:22.574	41.093	39.385	25.084	37.012	182.4
8	2:21.428	40.942	38.727	25.308	36.451	184.6
9	2:22.465	41.637	38.579	26.246	36.003	185.6
10	2:21.528	41.226	39.142	25.370	35.790	186.5

31 Leonidas Castillo GUIMARAES

USA
ALMA RACING TEAM

1	2:31.562	47.406	40.983	26.199	36.974	188.2
2	2:24.803	41.913	40.267	25.270	37.353	179.4
3	2:25.338	42.292	40.439	25.468	37.139	182.1
4	2:25.505	42.429	40.363	25.214	37.499	187.5
5	2:24.191	42.328	39.841	25.147	36.875	185.2
6	2:24.576	42.124	39.984	25.343	37.125	188.5
7	2:25.346	43.026	39.978	25.069	37.273	179.4
8	2:24.779	42.371	40.072	25.200	37.136	181.5
9	2:25.798	42.573	40.561	25.436	37.228	180.9
10	2:25.665	42.720	40.497	25.322	37.126	183.7

37 Riccardo MICHIELIN

ITA
AJEVO RACING TEAM

1	2:29.454	46.373	40.727	25.752	36.602	193.9
2	2:22.828	41.471	39.352	25.290	36.715	187.2
3	2:24.754	40.793	40.627	25.852	37.482	188.5
4	2:25.305	42.075	40.246	25.851	37.133	191.5
5	2:24.379	41.821	39.967	25.779	36.812	190.1
6	2:25.589	41.581	40.318	26.177	37.513	187.8
7	2:25.482	42.644	39.801	25.213	37.824	182.4
8	2:24.834	41.933	39.990	25.866	37.045	188.5
9	2:26.001	42.310	40.475	25.988	37.228	185.6
10	2:24.404	41.562	40.459	25.729	36.654	193.2

38 Tommaso PIERONI

ITA
ALMA RACING TEAM

1	2:28.948	45.618	40.503	25.730	37.097	188.5
2	2:22.638	40.953	39.958	25.290	36.437	183.1

48 Andres GARCIA

ESP
IGAXTEAM

1	2:26.444	44.749	39.638	25.594	36.463	188.5
2	2:21.212	40.773	39.190	25.414	35.835	186.9
3	2:22.878	41.230	39.369	25.560	36.719	187.2
4	2:23.984	42.240	39.757	25.493	36.494	188.2
5	2:21.373	40.812	38.968	25.806	35.787	188.5
6	2:21.886	40.762	38.933	25.923	36.268	186.9

55 Gonçalo DE MELO

PRT
MIGUEL OLIVEIRA FAN CLUB

1	2:31.333	47.290	40.843	26.198	37.002	182.4
2	2:25.180	42.544	40.143	25.731	36.762	182.1
3	2:25.735	42.558	40.183	25.901	37.093	182.7
4	2:26.646	43.034	40.647	25.783	37.182	182.7
5	2:25.160	42.407	40.046	25.547	37.160	181.8
6	2:26.105	42.029	40.793	25.727	37.556	181.2
7	2:26.369	43.597	40.064	25.428	37.280	181.5
8	2:24.793	42.290	40.074	25.610	36.819	182.1
9	2:24.861	42.130	39.822	25.653	37.256	181.8
10	2:25.002	42.100	40.024	25.499	37.379	182.4

57 Mason FOSTER

GBR
BRP RACING

1	2:25.232	43.180	39.978	25.288	36.786	184.3
2	2:22.278	41.708	39.220	25.080	36.270	183.1
3	2:23.082	41.251	39.418	25.775	36.638	182.1
4	2:24.452	42.658	39.655	25.061	37.078	180.3
5	2:21.446	40.512	39.090	25.302	36.542	182.1
6	2:22.534	40.452	39.325	25.521	37.236	180.6
7	2:23.144	41.479	39.616	25.150	36.899	181.2
8	2:21.313	40.629	39.006	24.983	36.695	183.1
9	2:21.109	40.739	38.786	25.269	36.315	183.1
10	2:22.066	41.074	39.310	25.242	36.440	183.7

62 Ethan Gavin SPARKS

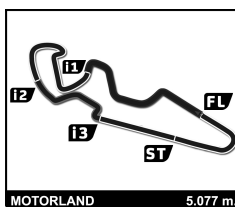
GBR
BRITISH CARRERA TEAM

1	2:25.764	43.376	40.074	25.658	36.656	188.8
2	2:21.006	40.686	38.568	25.128	36.624	185.6
3	2:23.397	41.886	39.252	25.728	36.531	188.2
4	2:23.037	41.858	39.344	25.292	36.543	187.5
5	2:21.885	41.391	39.142	25.157	36.195	187.5
6	2:22.405	41.116	39.114	24.985	37.190	187.8
7	2:23.292	42.292	38.997	24.972	37.031	184.6
8	2:21.470	41.271	38.528	25.072	36.599	188.2
9	2:21.781	41.389	38.866	25.244	36.282	188.8
10	2:21.688	41.190	39.142	25.139	36.217	187.8

64 Carmelo BELLUZZO

ITA
ETG RACING

1	2:25.815	43.532	39.991	25.725	36.567	183.4
2	2:22.021	41.431	39.309	25.448	35.833	183.4
3	2:22.879	41.327	40.120	25.334	36.098	183.1
4	2:24.600	43.095	39.651	25.342	36.512	183.4
5	2:21.528	41.446	39.008	24.845	36.229	185.9
6	2:22.353	40.964	39.069	25.410	36.910	183.1
7	2:23.247	41.479	39.545	25.264	36.959	184.0
8	2:21.129	40.695	38.849	25.097	36.488	185.9
9	2:21.424	40.777	39.353	25.586	35.708	185.9
10	2:22.576	41.621	39.140	25.925	35.890	184.6



Moto4

ESBK MOTORLAND ARAGÓN

Carrera 1

Vuelta a vuelta

— Vuelta invalidada ■ Mejor Personal ■ Mejor de la sesión B Cruzando por el pit lane

Vlt.	Tiempo	Sector 1	Sector 2	Sector 3	Sector 4	V.Max	Vlt.	Tiempo	Sector 1	Sector 2	Sector 3	Sector 4	V.Max
74	Kensei MATSUDAIRA					USA	3	2:21.925	40.473	39.354	25.837	36.261	183.4
	BEON						4	2:23.882	41.821	39.887	25.879	36.295	183.7
1	2:24.792	43.600	39.774	25.221	36.197	190.8	5	2:23.178	40.966	40.164	25.618	36.430	184.3
2	2:22.035	41.927	38.632	25.228	36.248	191.8	6	2:23.765	41.152	40.045	25.072	37.496	181.8
3	2:23.698	41.846	40.482	25.298	36.072	192.9	7	2:24.992	42.747	39.745	25.065	37.435	182.4
4	2:23.105	41.785	39.177	25.470	36.673	194.2	8	2:24.394	41.807	39.810	25.364	37.413	182.7
5	2:21.479	41.060	39.089	25.308	36.022	190.5	9	2:27.037	42.027	42.688	25.001	37.321	181.8
6	2:22.366	41.324	38.951	25.210	36.881	187.2	10	2:26.749	41.416	42.617	25.089	37.627	182.1
7	2:23.473	42.651	38.950	25.655	36.217	188.5							
8	2:21.219	41.297	38.826	25.160	35.936	189.8	96	Alex DEBON					ESP
9	2:21.888	41.716	38.737	25.294	36.141	193.5		MIR RACING					
10	2:21.776	41.319	39.277	25.699	35.481	192.5		CUNA DE CAMPEONES					
77	Joel MORA					ESP	1	2:35.342	47.899	42.123	26.876	38.444	185.9
	BEON						2	2:31.791	44.249	42.058	26.811	38.673	181.5
1	2:26.848	44.104	40.295	26.109	36.340	188.8	3	2:32.103	44.528	42.151	26.976	38.448	186.2
2	2:22.408	40.938	39.488	25.893	36.089	188.8	4	2:33.191	45.263	42.228	26.822	38.878	184.9
3	2:22.781	40.581	39.777	26.103	36.320	187.8	5	2:30.831	43.562	41.764	26.936	38.569	182.4
4	2:23.960	41.451	40.107	26.079	36.323	187.8	6	2:31.187	43.941	41.536	26.685	39.025	184.3
5	2:23.317	41.447	39.761	25.570	36.539	188.5	7	2:32.035	44.896	41.436	26.879	38.824	184.6
6	2:24.264	41.481	39.904	25.758	37.121	187.2	8	2:30.892	43.784	41.559	26.748	38.801	182.1
7	2:25.709	42.792	39.911	25.623	37.383	187.2	9	2:32.993	45.439	42.061	26.759	38.734	186.9
8	2:23.748	41.416	39.728	25.530	37.074	186.9	10	2:31.973	44.379	41.957	27.098	38.539	184.9
9	2:25.279	41.319	40.173	26.666	37.121	188.2							
10	2:25.613	42.321	40.487	25.947	36.858	187.8	98	Edgar SILVEN					ESP
89	Eric RUZ					ESP		ETG RACING					BEON
	BEON						1	2:44.536 B	46.799	41.292	26.653	49.792	132.0
1	2:28.440	45.460	40.074	26.048	36.858	188.2	2	7:08.131	5:20.111	42.533	26.613	38.874	188.8
2	2:22.975	41.015	39.633	25.558	36.769	187.8	3	2:28.819	43.264	41.270	26.149	38.136	187.2
3	2:24.633	41.293	40.430	25.463	37.447	186.5	4	2:28.907	42.426	41.201	26.421	38.859	188.5
4	2:25.866	42.435	40.730	25.747	36.954	187.5	5	2:30.103	44.042	41.511	26.518	38.032	187.2
5	2:24.778	42.111	40.138	25.497	37.032	187.8	6	2:28.114	42.723	41.040	26.280	38.071	187.5
6	2:25.156	41.974	40.078	25.807	37.297	188.2	7	2:29.649	43.412	41.351	26.473	38.413	185.6
7	2:25.862	43.264	39.843	25.606	37.149	186.9	8	2:29.594	43.298	41.332	26.751	38.213	188.2
8	2:24.873	41.815	40.030	25.771	37.257	186.9							
9	2:25.492	42.178	40.736	25.568	37.010	187.2	99	David SANCHEZ					ESP
10	2:24.830	42.006	40.507	25.579	36.738	187.8		VRC TEAM					CORSE FACTORY
92	David GOMEZ					ESP	1	2:27.070	44.849	39.787	25.985	36.449	188.8
	BEON						2	2:22.459	40.805	39.423	26.006	36.225	189.1
1	2:25.896	43.689	40.014	25.671	36.522	188.5	3	2:22.553	40.390	39.709	26.222	36.232	187.2
2	2:21.834	41.519	39.202	25.528	35.585	187.8	4	2:23.188	41.831	39.618	25.543	36.196	187.5
3	2:22.775	41.262	39.701	25.423	36.389	188.5	5	2:21.085	40.641	39.243	25.277	35.924	188.5
4	2:23.158	41.990	39.499	25.257	36.412	189.5	6	2:22.223	40.782	39.371	25.705	36.365	188.8
5	2:21.846	41.434	38.937	25.811	35.664	188.8	7	2:23.020	41.684	39.584	25.302	36.450	186.9
6	2:22.586	41.398	39.167	25.820	36.201	188.2	8	2:22.448	41.304	39.336	25.524	36.284	187.5
7	2:23.458	41.984	38.927	25.830	36.717	184.3	9	2:21.476	40.501	39.411	25.815	35.749	189.1
8	2:20.805	41.326	38.780	24.883	35.816	188.8	10	2:22.074	40.834	39.551	25.914	35.775	188.2
9	2:21.623	41.444	38.809	25.493	35.877	189.1							
10	2:21.623	41.541	39.205	25.288	35.589	190.8							
93	Bautista FARIAS					ARG							
	BEON												
1	2:28.181	45.689	39.859	25.482	37.151	182.1							
2	2:22.166	41.020	39.643	25.136	36.367	184.0							