

## COPA DE ESPAÑA DE VELOCIDAD 2023

22-23 ABRIL 2023

Circuit Ricardo Tormo

Length: 4005 metros

### Results

### Ent. Cronometrado 1 Supersport

Pos.	N.	Rider	Team	Motorcycle	Nat.	Best Lap	iL	Laps	Gap	Interval	Speed	Cat.
1	57	MUÑOZ, Daniel	SP57 RACING TEAM	YAMAHA	ESP	<b>01:36,848</b>	5	13			148,87	SS
2	6	HOSCIUC, J. Adriano	MMG-PINAMTO	YAMAHA	ESP	01:38,742	5	13	00:01,894	00:01,894	146,02	SS
3	26	RUIZ, Fco. Javier	TECNIRACING	YAMAHA	ESP	01:38,748	13	14	00:01,900	00:00,006	146,01	SS
4	16	FUERTES, Alvaro	FUERTES TEAM	YAMAHA	ESP	01:38,905	4	8	00:02,057	00:00,157	145,78	SS
5	31	GARCIA, Alberto	ADN MOTOS TEAM	YAMAHA	ESP	01:39,047	11	13	00:02,199	00:00,142	145,57	SS
6	1	AL SULAITI, Saeed	CIV MOTORSPORT	DUCATI	FCMM	01:39,095	7	13	00:02,247	00:00,048	145,5	M35
7	25	KECSKES, Gabor B.	MDR COMPETICIÓN	YAMAHA	HUN	01:39,444	5	11	00:02,596	00:00,349	144,99	SS
8	74	VARGA, Tibor Erik	MDR COMPETICION	YAMAHA	HUN	01:39,592	13	14	00:02,744	00:00,148	144,77	SS
9	58	ARMARIO, Jose Luis	KRT	YAMAHA	ESP	01:40,160	4	13	00:03,312	00:00,568	143,95	SS
10	84	RIVERA, Juan Esteban	TEAM ANDIFER RACING	YAMAHA	COL	01:40,630	10	11	00:03,782	00:00,470	143,28	SS
11	46	RUIZ, Francisca	PR46+1RACING TEAM	YAMAHA	ESP	01:41,403	12	13	00:04,555	00:00,773	142,19	SS
12	7	HERNANDO, Diego	I+DENT RACING TEAM	YAMAHA	ESP	01:41,429	7	13	00:04,581	00:00,026	142,15	SS
13	34	GUTIERREZ, Carlos	ALMA RACING TEAM		ESP	01:41,775	13	14	00:04,927	00:00,346	141,67	SS
14	73	HUETA, Manuel			FCMM	01:41,879	4	13	00:05,031	00:00,104	141,52	SS
15	14	LOPEZ, Didac	DAAC.14 / 3DSIX RACE	YAMAHA	ESP	01:41,984	3	10	00:05,136	00:00,105	141,38	SS
16	3	BENITO, P. Enrique		YAMAHA	ESP	01:42,322	11	13	00:05,474	00:00,338	140,91	SS
17	90	AL THANI, Jassim G.	VRC TEAM	YAMAHA	QAT	01:42,451	12	13	00:05,603	00:00,129	140,73	SS
18	77	URKIJO, Alberto			FCMM	01:42,625	13	14	00:05,777	00:00,174	140,49	M35
19	29	PEREDES, Oscar	ADN MOTOS - ITEVELES	YAMAHA	ESP	01:42,836	9	13	00:05,988	00:00,211	140,2	SS
20	17	KOSTIN, Tymur	CIV MOTORSPORT	YAMAHA	FCMM	01:42,965	4	9	00:06,117	00:00,129	140,03	SS
21	12	TORRE, Daniel		YAMAHA	ESP	01:43,314	7	8	00:06,466	00:00,349	139,56	SS
22	22	CRUZ, Afonso	ALMA RACING TEAM		POR	01:44,260	10	13	00:07,412	00:00,946	138,29	SS
23	88	SANCHEZ, Francisco			FCMM	01:44,481	9	12	00:07,633	00:00,221	138	SS
24	10	RAILEAN, Nicolae		YAMAHA	MDA	01:45,010	11	14	00:08,162	00:00,529	137,3	SS
25	61	MORENO, Felix			FCM	01:45,411	7	11	00:08,563	00:00,401	136,78	SS
26	93	TOMAS, Marta			FCMM	01:45,446	10	14	00:08,598	00:00,035	136,73	M35
27	18	TERUEL, Zaida	PALLARS TEAM	YAMAHA	ESP	01:45,614	5	13	00:08,766	00:00,168	136,52	M35
28	114	LOPEZ, Israel			FCM	01:45,724	10	12	00:08,876	00:00,110	136,37	SS
29	24	DIAZ, Jose A.		DUCATI	FCMM	01:45,777	3	6	00:08,929	00:00,053	136,31	M35
30	2	PARASARAMEN, Peron	I+DENT RACING TEAM	YAMAHA	RSA	01:46,721	11	13	00:09,873	00:00,944	135,1	SS
31	65	ALVAREZ, Jesús			ESP	01:46,884	8	9	00:10,036	00:00,163	134,89	SS
32	11	SCHULTZ, Jared K.	ASAP MOTORSPORT	YAMAHA	RSA	01:47,112	9	13	00:10,264	00:00,228	134,61	SS
33	89	BERTOMEU, Jesua			FCM	01:47,173	7	8	00:10,325	00:00,061	134,53	SS
34	27	GONZALEZ, Johnny			FCMM	01:47,242	12	14	00:10,394	00:00,069	134,44	M35
35	66	LE GALLO, Philippe	MOTODES	YAMAHA	FCMM	01:48,175	8	9	00:11,327	00:00,933	133,28	M35
36	37	GONZALEZ, Ivan			FCM	01:48,257	11	11	00:11,409	00:00,082	133,18	SS
37	71	CRUZ, Carlos			FCM	01:48,283	9	12	00:11,435	00:00,026	133,15	SS
38	48	TOUCHIN, Catriona	CTRACING	YAMAHA	GBR	01:49,593	8	9	00:12,745	00:01,310	131,56	M35
<b>Not Classified:</b>												
.	146	IZQUIERDO, David			FCMM	01:54,702	4	5	00:17,854	00:05,109	125,7	M35
.	92	GAOREKWE, Leungo K.	I+DENT RACING TEAM	YAMAHA	RSA	START	1	1				SS

Circuit Ricardo Tormo

Final Official

Provisional Official

Length: 4005 m. Hour: 10:44

JURY:

C.of the Course:

C.Timekeeper:

Hour:

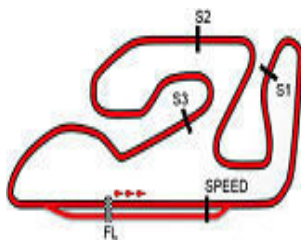
Hour:

22/04/2023

Hour: 11:13:35







Circuit Ricardo Tormo

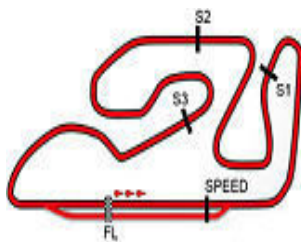
COPA DE ESPAÑA DE VELOCIDAD 2023

ANALYSIS / SECTORS Ent. Cronometrado 1 Supersport

Lap	Time	Sector 1	Sector 2	Sector 3	Sector 4	V.Max	Hour
<b>12 TORRE, Daniel</b> ESP P.Vmax: 11 T. Ideal: 01:42,852							
1	START	01:11,781	00:29,414	00:26,113	00:28,451		10:47:33
2	01:44,312	00:24,115	00:27,545	00:24,431	00:28,221	230,61	10:49:18
3	10:41,175	09:18,861	00:28,944	00:25,323	00:28,047	227,37	10:59:59
4	01:43,582	00:23,933	00:27,676	00:24,199	<b>00:27,774</b>	224,22	11:01:42
5	01:44,252	00:24,059	00:27,958	<b>00:24,158</b>	00:28,077	225,00	11:03:27
6	01:43,456	00:23,583	00:27,567	00:24,308	00:27,998	223,45	11:05:10
7	<b>01:43,314</b>	<b>00:23,452</b>	<b>00:27,468</b>	00:24,417	00:27,977	<b>231,43</b>	11:06:54
8	PIT	00:25,818	00:28,894	00:24,537	00:38,843	224,22	11:08:52
<b>14 LOPEZ, Didac</b> ESP DAAC.14 / 3DSIX RACE P.Vmax: 18 T. Ideal: 01:41,893							
1	START	03:42,332	00:28,093	00:26,039	00:28,292		10:50:02
2	01:45,527	00:23,823	00:28,127	00:25,408	00:28,169	228,98	10:51:48
3	<b>01:41,984</b>	00:23,319	<b>00:27,104</b>	<b>00:24,006</b>	<b>00:27,555</b>	227,37	10:53:30
4	PIT	00:23,637	00:29,625	00:24,982	00:41,078	226,57	10:55:29
5	03:17,994	01:57,813	00:27,576	00:24,598	00:28,007		10:58:47
6	NULL	00:23,820	00:27,617	00:24,213	00:27,886	<b>229,79</b>	11:00:31
7	PIT	00:23,312		01:01,128	00:40,005	228,98	11:02:35
8	NULL	03:09,557	00:27,968	00:24,812	00:28,021		11:07:06
9	01:42,154	<b>00:23,228</b>	00:27,271	00:24,088	00:27,567	228,98	11:08:48
10	01:46,856	00:24,294	00:28,567	00:26,039	00:27,956	226,57	11:10:35
<b>16 FUERTES, Alvaro</b> ESP FUERTES TEAM P.Vmax: 5 T. Ideal: 01:38,905							
1	START	00:24,358	00:27,424	00:23,992	00:27,119		10:46:41
2	01:40,169	00:23,048	00:26,438	00:23,842	00:26,841	230,61	10:48:21
3	01:39,615	00:22,779	00:26,585	00:23,387	00:26,864	230,61	10:50:00
4	<b>01:38,905</b>	<b>00:22,745</b>	<b>00:26,328</b>	<b>00:23,150</b>	<b>00:26,682</b>	230,61	10:51:39
5	01:43,345	00:24,431	00:27,781	00:24,362	00:26,771	231,43	10:53:23
6	PIT	00:25,446	00:27,232	00:23,907	00:34,966	<b>233,94</b>	10:55:14
7	08:41,682	07:24,532	00:26,925	00:23,392	00:26,833		11:03:56
8	PIT	00:23,052	00:27,333	00:24,506	00:34,033	230,61	11:05:45
<b>17 KOSTIN, Tymur</b> FCMM CIV MOTORSPORT P.Vmax: 21 T. Ideal: 01:42,634							
1	START	02:03,356	00:28,313	00:25,184	00:28,279		10:48:23
2	01:44,184	00:24,025	00:27,810	00:24,328	00:28,021	224,22	10:50:07
3	01:43,342	<b>00:23,662</b>	00:27,442	00:24,199	00:28,039	225,00	10:51:50
4	<b>01:42,965</b>	00:23,694	<b>00:27,238</b>	00:24,131	00:27,902	227,37	10:53:33
5	PIT	00:24,593	00:28,823	00:25,177	00:39,526	<b>228,17</b>	10:55:31
6	02:52,548	01:32,049	00:28,099	00:24,481	00:27,919		10:58:24
7	NULL	00:23,721	00:27,266	00:24,049	00:27,987	225,00	11:00:07
8	NULL	00:23,700	00:27,316	<b>00:24,039</b>	<b>00:27,695</b>	225,78	11:01:50
9	PIT	00:24,482	00:28,524	00:24,869	00:40,114	226,57	11:03:48
<b>18 TERUEL, Zaida</b> ESP PALLARS TEAM P.Vmax: 18 T. Ideal: 01:45,047							
1	START	01:04,071	00:28,781	00:26,511	00:29,092		10:47:26
2	01:46,674	00:24,208	<b>00:27,872</b>	00:25,780	00:28,814	<b>229,79</b>	10:49:13
3	01:46,378	00:24,236	00:28,423	00:25,249	<b>00:28,470</b>	227,37	10:50:59
4	01:46,170	<b>00:23,934</b>	00:28,345	00:25,086	00:28,805	228,98	10:52:45
<b>22 CRUZ, Afonso</b> POR ALMA RACING TEAM P.Vmax: 29 T. Ideal: 01:44,164							
1	START	00:40,591	00:29,353	00:26,232	00:29,116		10:47:03
2	01:49,027	00:24,661	00:28,694	00:26,441	00:29,231	<b>224,22</b>	10:48:52
3	01:46,951	00:24,272	00:28,242	00:25,338	00:29,099	221,92	10:50:39
4	01:45,356	00:23,976	00:27,926	00:25,032	00:28,422	222,68	10:52:24
5	01:47,684	00:26,078	00:28,026	00:24,982	00:28,598	221,92	10:54:12
6	01:45,403	00:24,393	00:27,960	00:24,801	<b>00:28,249</b>	218,92	10:55:57
7	PIT	00:24,129	00:27,879	00:24,939	00:37,739	220,41	10:57:52
8	NULL	03:18,094	00:29,181	00:24,990	00:28,533		11:02:33
9	01:45,018	00:23,926	00:28,112	00:24,610	00:28,370	221,16	11:04:18
10	<b>01:44,260</b>	<b>00:23,910</b>	<b>00:27,553</b>	<b>00:24,452</b>	00:28,345	222,68	11:06:02
11	NULL	00:23,961	00:27,571	00:24,572	00:28,756	222,68	11:07:47
12	01:45,083	00:24,006	00:27,668	00:24,645	00:28,764	219,66	11:09:32
13	01:45,437	00:24,107	00:27,758	00:24,936	00:28,636	219,66	11:11:18
<b>24 DIAZ, Jose A.</b> FCMM P.Vmax: 10 T. Ideal: 01:45,355							
1	START	01:23,260	00:29,528	00:28,276	00:29,743		10:47:48
2	01:46,291	00:24,207	00:28,559	00:25,218	00:28,307	231,43	10:49:35
3	<b>01:45,777</b>	<b>00:24,005</b>	00:28,441	00:25,250	<b>00:28,081</b>	<b>232,26</b>	10:51:21
4	01:47,830	00:24,380	00:28,481	00:25,694	00:29,275	228,17	10:53:08
5	01:47,288	00:24,504	<b>00:28,286</b>	<b>00:24,983</b>	00:29,515	226,57	10:54:56
6	PIT	00:24,186	00:29,345	00:26,014	00:36,929	225,78	10:56:52
<b>25 KECSKES, Gabor B.</b> HUN MDR COMPETICIÓN P.Vmax: 14 T. Ideal: 01:39,082							
1	START	01:10,507	00:29,732	00:25,817	00:28,198		10:47:32
2	01:41,788	00:23,267	00:26,979	00:24,168	00:27,374	222,68	10:49:14
3	01:40,864	00:22,953	00:27,057	00:23,777	00:27,077	223,45	10:50:55
4	01:52,839	00:31,145	00:28,391	00:24,554	00:28,749	223,45	10:52:47
5	<b>01:39,444</b>	<b>00:22,748</b>	00:26,472	00:23,330	<b>00:26,894</b>	230,61	10:54:27
6	01:45,790	00:27,209	00:26,825	00:23,945	00:27,811	227,37	10:56:13
7	PIT	00:23,362	00:26,726	00:23,986	00:34,725	224,22	10:58:01
8	02:46,060	01:27,599	00:26,857	00:24,243	00:27,361		11:00:47
9	01:40,038	00:22,836	00:27,060	<b>00:23,240</b>	00:26,902	225,00	11:02:28
10	01:39,836	00:22,833	<b>00:26,200</b>	00:23,603	00:27,200	225,00	11:04:07
11	PIT	00:29,188	00:27,564	00:24,153	00:34,079	225,00	11:06:02
<b>26 RUIZ, Fco. Javier</b> ESP TECNIRACING P.Vmax: 22 T. Ideal: 01:38,602							
1	START	00:40,813	00:28,306	00:24,804	00:27,206		10:46:59
2	01:39,746	00:23,058	00:26,387	00:23,326	00:26,975	<b>227,37</b>	10:48:39
3	01:39,403	00:22,840	00:26,239	00:23,455	00:26,869	<b>227,37</b>	10:50:18
4	01:41,338	00:22,815	00:26,464	00:24,897	00:27,162	226,57	10:51:59
5	PIT	00:23,371	00:28,992	00:24,676	00:33,673	225,78	10:53:50







Circuit Ricardo Tormo

COPA DE ESPAÑA DE VELOCIDAD 2023

ANALYSIS / SECTORS Ent. Cronometrado 1 Supersport

6	02:44,457	01:25,127	00:27,541	00:24,026	00:27,763		10:56:34
7	01:40,620	00:22,990	00:26,230	00:23,952	00:27,448	225,00	10:58:15
8	01:40,606	00:23,290	00:27,038	00:23,283	00:26,995	<b>227,37</b>	10:59:56
9	01:40,465	00:22,911	00:27,133	00:23,417	00:27,004	226,57	11:01:36
10	01:39,242	00:22,937	00:26,162	00:23,164	00:26,979	226,57	11:03:15
11	01:41,729	00:23,971	00:27,247	00:23,345	00:27,166	<b>227,37</b>	11:04:57
12	01:38,965	00:22,848	00:26,160	<b>00:23,039</b>	00:26,918	225,00	11:06:36
13	<b>01:38,748</b>	<b>00:22,612</b>	<b>00:26,093</b>	00:23,185	<b>00:26,858</b>	<b>227,37</b>	11:08:15
14	01:50,891	00:25,393	00:29,929	00:26,664	00:28,905	<b>227,37</b>	11:10:06

<b>27</b>	<b>GONZALEZ, Johnny</b>	FCMM					P.Vmax: 33	T. Ideal: 01:46,460
Lap	Time	Sector 1	Sector 2	Sector 3	Sector 4	V.Max	Hour	
1	START	01:20,453	00:30,136	00:26,850	00:29,839		10:47:45	
2	01:49,597	00:25,298	00:29,257	00:25,531	00:29,511	219,66	10:49:35	
3	01:49,024	00:25,168	00:29,178	00:25,642	00:29,036	219,66	10:51:24	
4	01:48,531	00:24,979	00:28,849	00:25,713	00:28,990	219,66	10:53:12	
5	01:48,365	00:25,294	00:28,672	00:25,431	00:28,968	<b>221,92</b>	10:55:00	
6	01:48,857	00:25,213	00:28,613	00:25,279	00:29,752	219,66	10:56:49	
7	01:49,438	00:25,241	00:29,691	00:25,488	00:29,018	219,66	10:58:39	
8	01:47,590	00:24,759	00:28,369	00:25,491	00:28,971	219,66	11:00:26	
9	01:47,616	00:24,806	00:28,522	00:25,538	00:28,750	219,66	11:02:14	
10	01:47,635	00:25,126	00:28,449	00:25,098	00:28,962	<b>221,92</b>	11:04:02	
11	01:48,135	00:24,934	00:28,537	00:25,800	00:28,864	217,45	11:05:50	
12	<b>01:47,242</b>	00:24,943	00:28,639	<b>00:24,951</b>	<b>00:28,709</b>	<b>221,92</b>	11:07:37	
13	01:47,303	<b>00:24,499</b>	<b>00:28,301</b>	00:25,191	00:29,312	219,66	11:09:24	
14	01:47,298	00:24,675	00:28,491	00:25,241	00:28,891	216,72	11:11:12	

<b>29</b>	<b>PAREDES, Oscar</b>	ADN MOTOS - ITEVELES					P.Vmax: 18	T. Ideal: 01:42,506
Lap	Time	Sector 1	Sector 2	Sector 3	Sector 4	V.Max	Hour	
1	START	01:10,846	00:30,101	00:25,879	00:28,699		10:47:33	
2	01:43,793	00:23,746	00:27,493	00:24,652	00:27,902	228,17	10:49:17	
3	01:44,780	00:23,704	00:27,434	00:25,638	00:28,004	228,98	10:51:02	
4	NULL	00:25,225	00:27,827	00:24,387	00:28,030	227,37	10:52:47	
5	01:44,040	00:23,841	00:27,983	00:24,264	00:27,952	228,17	10:54:31	
6	01:43,933	00:24,250	00:27,264	00:24,257	00:28,162	<b>229,79</b>	10:56:15	
7	01:45,008	<b>00:23,487</b>	00:27,154	00:25,756	00:28,611	228,17	10:58:00	
8	01:42,929	00:23,536	00:27,152	00:24,084	00:28,157	226,57	10:59:43	
9	<b>01:42,836</b>	00:23,817	<b>00:27,109</b>	<b>00:24,030</b>	<b>00:27,880</b>	225,00	11:01:26	
10	01:43,064	00:23,538	00:27,389	00:24,168	00:27,969	225,78	11:03:09	
11	PIT	00:23,822	00:27,688	00:24,409	00:41,097	227,37	11:05:06	
12	03:18,648	01:55,022	00:29,007	00:25,037	00:29,582		11:08:25	
13	01:55,993	00:25,118	00:34,713	00:26,344	00:29,818	225,78	11:10:21	

<b>31</b>	<b>GARCIA, Alberto</b>	ADN MOTOS TEAM					P.Vmax: 7	T. Ideal: 01:38,835
Lap	Time	Sector 1	Sector 2	Sector 3	Sector 4	V.Max	Hour	
1	START	00:59,037	00:27,613	00:25,764	00:27,474		10:47:18	
2	01:40,249	00:23,257	00:26,565	00:23,289	00:27,138	229,79	10:48:58	
3	01:39,663	00:23,040	00:26,401	00:23,504	<b>00:26,718</b>	230,61	10:50:37	
4	PIT	00:23,013	00:27,015	00:23,208	00:33,910	231,43	10:52:25	
5	NULL	03:32,829	00:27,203	00:23,673	00:27,032		10:57:15	
6	01:39,792	00:23,197	00:26,346	00:23,342	00:26,907	228,17	10:58:55	
7	01:39,565	00:23,066	00:26,386	00:23,326	00:26,787	228,98	11:00:35	
8	01:39,717	00:23,143	00:26,429	00:23,333	00:26,812	<b>233,09</b>	11:02:14	
9	01:39,712	00:23,411	00:26,380	00:23,123	00:26,798	232,26	11:03:54	
10	01:39,695	00:23,062	<b>00:26,179</b>	00:23,572	00:26,882	231,43	11:05:34	
11	<b>01:39,047</b>	<b>00:22,871</b>	00:26,345	<b>00:23,067</b>	00:26,764	228,98	11:07:13	

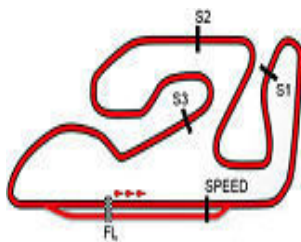
<b>34</b>	<b>GUTIERREZ, Carlos</b>	ALMA RACING TEAM					P.Vmax: 7	T. Ideal: 01:41,630
Lap	Time	Sector 1	Sector 2	Sector 3	Sector 4	V.Max	Hour	
1	START	00:51,551	00:29,202	00:26,049	00:28,497		10:47:13	
2	01:43,955	00:24,081	00:27,737	00:24,303	00:27,834	226,57	10:48:57	
3	01:44,272	00:24,224	00:27,592	00:24,375	00:28,081	227,37	10:50:41	
4	PIT	00:23,788	00:27,755	00:24,772	00:36,986	229,79	10:52:34	
5	02:51,871	01:31,500	00:28,055	00:24,526	00:27,790		10:55:26	
6	01:43,627	00:23,900	00:28,010	00:24,156	00:27,561	226,57	10:57:10	
7	01:42,329	00:23,678	00:27,447	00:23,776	00:27,428	227,37	10:58:52	
8	01:42,282	00:23,473	00:27,405	00:23,880	00:27,524	228,98	11:00:35	
9	01:43,910	00:23,741	00:28,464	00:24,125	00:27,580	229,79	11:02:18	
10	01:43,054	00:23,569	00:27,230	00:23,862	00:28,393	228,17	11:04:02	
11	NULL	00:24,414	00:28,281	00:24,127	00:27,664	231,43	11:05:46	
12	01:43,057	00:23,886	00:27,848	00:23,965	00:27,358	<b>233,09</b>	11:07:29	
13	<b>01:41,775</b>	00:23,452	00:27,189	<b>00:23,703</b>	00:27,431	226,57	11:09:11	
14	01:41,787	<b>00:23,437</b>	<b>00:27,139</b>	00:23,860	<b>00:27,351</b>	226,57	11:10:53	

<b>37</b>	<b>GONZALEZ, Ivan</b>	FCM					P.Vmax: 26	T. Ideal: 01:48,006
Lap	Time	Sector 1	Sector 2	Sector 3	Sector 4	V.Max	Hour	
1	START	01:13,907	00:30,996	00:27,181	00:29,911		10:47:40	
2	01:49,945	00:24,752	00:29,675	00:26,229	00:29,289	<b>225,78</b>	10:49:30	
3	01:49,395	00:24,893	00:29,400	<b>00:25,555</b>	00:29,547	224,22	10:51:19	
4	01:49,344	00:24,788	00:29,266	00:25,709	00:29,581	223,45	10:53:08	
5	01:50,239	00:25,200	00:29,688	00:25,813	00:29,538	222,68	10:54:59	
6	PIT	00:24,966	00:29,479	00:25,866	00:42,731	223,45	10:57:02	
7	04:20,791	02:55,030	00:29,868	00:26,346	00:29,547		11:01:22	
8	01:49,991	00:24,792	00:29,851	00:26,126	00:29,222	221,16	11:03:12	
9	PIT	00:25,112	00:29,301	00:25,829	00:42,768	221,92	11:05:15	
10	03:30,913	02:05,404	00:30,130	00:25,856	00:29,523		11:08:46	
11	<b>01:48,257</b>	<b>00:24,451</b>	<b>00:28,843</b>	00:25,806	<b>00:29,157</b>	223,45	11:10:35	

<b>46</b>	<b>RUIZ, Francisca</b>	PR46+1RACING TEAM					P.Vmax: 4	T. Ideal: 01:41,171
Lap	Time	Sector 1	Sector 2	Sector 3	Sector 4	V.Max	Hour	
1	START	00:57,045	00:30,229	00:27,029	00:28,651		10:47:21	
2	01:45,340	00:24,507	00:28,079	00:24,724	00:28,030	230,61	10:49:06	
3	01:43,867	00:23,815	00:27,788	00:24,470	00:27,794	230,61	10:50:50	
4	PIT	00:23,512	00:28,522	00:25,959	00:36,482	231,43	10:52:44	
5	03:47,620	02:25,622	00:29,051	00:25,010	00:27,937		10:56:32	
6	01:43,101	00:23,367	00:27,714	00:24,481	00:27,539	229,79	10:58:15	
7	01:42,121	00:23,081	00:27,480	00:24,145	00:27,415	232,26	10:59:57	
8	01:41,629	00:23,100	00:27,206	00:23,877	00:27,446	232,26	11:01:39	
9	01:43,161	00:23,264	00:27,271	00:24,796	00:27,830	233,09	11:03:22	
10	01:43,072	00:23,723	00:27,260	00:24,471	00:27,618	<b>234,78</b>	11:05:05	
11	01:41,437	<b>00:23,035</b>	<b>00:27,179</b>	<b>00:23,840</b>	<b>00:27,383</b>	231,43	11:06:46	
12	<b>01:41,403</b>	00:23,120	<b>00:26,913</b>	00:23,941	00:27,429	229,79	11:08:28	
13	PIT	00:24,256	00:28,036	00:25,112	00:37,429	231,43	11:10:23	

<b>48</b>	<b>TOUCHIN, Catriona</b>	CTRACING					P.Vmax: 28	T. Ideal: 01:48,753
Lap	Time	Sector 1	Sector 2	Sector 3	Sector 4	V.Max	Hour	
1	START	00:42,196	00:30,556	00:44,494	00:30,656		10:47:26	
2	01:52,848	00:25,973	00:29,820	00:27,612	00:29,443	221,92	10:49:18	
3	01:50,641	00:25,173	00:29,453	00:26,553	00:29,462	223,45	10:51:09	
4	01:50,591	00:25,424	00:29,169	00:26,592	00:29,406	224,22	10:53:00	





Circuit Ricardo Tormo

COPA DE ESPAÑA DE VELOCIDAD 2023

ANALYSIS / SECTORS Ent. Cronometrado 1 Supersport

5	01:51,628	00:25,213	00:29,185	00:27,765	00:29,465	223,45	10:54:51
6	01:49,995	00:25,984	00:28,876	00:26,030	<b>00:29,105</b>	221,16	10:56:41
7	01:50,227	00:25,383	00:29,279	00:26,378	00:29,187	<b>225,00</b>	10:58:31
8	<b>01:49,593</b>	00:25,307	00:28,902	<b>00:25,893</b>	00:29,491	<b>225,00</b>	11:00:21
9	PIT	<b>00:25,077</b>	<b>00:28,678</b>	00:26,355	00:52,050	223,45	11:02:33

3	01:48,909	00:25,127	00:28,620	00:26,140	00:29,022	221,92	10:51:34
4	01:47,490	<b>00:24,605</b>	00:28,683	00:25,240	00:28,962	<b>224,22</b>	10:53:22
5	01:49,548	00:25,418	00:29,798	00:25,318	00:29,014	219,66	10:55:12
6	01:48,038	00:24,964	00:28,649	00:25,078	00:29,347	222,68	10:57:00
7	01:46,899	00:24,661	<b>00:28,222</b>	00:25,039	00:28,977	221,92	10:58:46
8	<b>01:46,884</b>	00:24,774	00:28,290	<b>00:24,994</b>	<b>00:28,826</b>	223,45	11:00:33
9	PIT	00:24,776	00:28,985	00:25,017	00:45,992	223,45	11:02:38

<b>57</b>	<b>MUÑOZ, Daniel</b>	SP57 RACING TEAM					
	ESP	P.Vmax: 1 T. Ideal: 01:36,619					
Lap	Time	Sector 1	Sector 2	Sector 3	Sector 4	V.Max	Hour
1	START	00:37,101	00:26,822	00:23,814	00:26,731		10:46:52
2	01:37,693	00:22,392	00:25,780	00:23,040	00:26,481	231,43	10:48:30
3	01:37,233	00:22,360	00:25,707	00:22,766	00:26,400	233,94	10:50:07
4	01:38,018	00:22,184	00:25,872	00:23,435	00:26,527	235,64	10:51:45
5	<b>01:36,848</b>	00:22,337	<b>00:25,489</b>	00:22,723	00:26,299	233,09	10:53:22
6	NULL	<b>00:22,171</b>	00:25,814	00:22,799	00:26,869	234,78	10:55:00
7	01:38,852	00:22,645	00:25,779	00:23,618	00:26,810	233,09	10:56:38
8	01:37,101	00:22,341	00:25,684	00:22,806	<b>00:26,270</b>	233,09	10:58:16
9	PIT	00:23,067	00:26,612	00:23,130	00:31,478	<b>238,24</b>	11:00:00
10	05:15,600	03:58,711	00:26,792	00:23,226	00:26,871		11:05:15
11	01:38,000	00:22,350	00:25,687	00:23,139	00:26,824	233,09	11:06:53
12	01:36,852	00:22,231	00:25,499	<b>00:22,689</b>	00:26,433	232,26	11:08:30
13	01:37,690	00:22,317	00:25,627	00:23,272	00:26,474	233,09	11:10:08

<b>66</b>	<b>LE GALLO, Philippe</b>	MOTODES					
	FCMM	P.Vmax: 32 T. Ideal: 01:47,558					
Lap	Time	Sector 1	Sector 2	Sector 3	Sector 4	V.Max	Hour
1	START	01:49,285	00:30,515	00:26,408	00:29,259		10:48:13
2	01:48,855	00:25,335	00:28,838	00:26,001	00:28,681	220,41	10:50:02
3	PIT	00:25,310	00:37,534	00:36,950	00:42,718	220,41	10:52:24
4	06:07,989	04:28,748	00:29,658	00:37,960	00:31,623		10:58:32
5	01:49,133	00:25,053	00:28,933	00:25,942	00:29,205	219,66	11:00:22
6	01:50,229	00:25,289	<b>00:28,487</b>	00:26,066	00:30,387	<b>222,68</b>	11:02:12
7	01:48,983	00:25,414	00:28,574	<b>00:25,681</b>	00:29,314	218,92	11:04:01
8	<b>01:48,175</b>	<b>00:24,780</b>	00:28,965	00:25,820	<b>00:28,610</b>	218,18	11:05:49
9	PIT	00:25,054	00:33,421	00:26,951	00:47,560	219,66	11:08:02

<b>58</b>	<b>ARMARIO, Jose Luis</b>	KRT					
	ESP	P.Vmax: 5 T. Ideal: 01:39,669					
Lap	Time	Sector 1	Sector 2	Sector 3	Sector 4	V.Max	Hour
1	START	01:16,168	00:29,440	00:32,983	00:30,819		10:47:47
2	01:44,008	00:23,328	00:28,896	00:24,054	00:27,730	232,26	10:49:31
3	01:42,524	00:23,177	00:28,274	00:23,871	00:27,202	232,26	10:51:14
4	<b>01:40,160</b>	<b>00:22,719</b>	00:27,022	00:23,565	<b>00:26,854</b>	230,61	10:52:54
5	01:41,341	00:23,533	00:27,053	<b>00:23,544</b>	00:27,211	231,43	10:54:35
6	PIT	00:22,918	00:27,208	00:29,172	00:38,857	230,61	10:56:33
7	02:22,275	00:52,678	00:28,333	00:31,863	00:29,401		10:58:56
8	01:44,312	00:22,889	00:30,203	00:23,615	00:27,605	<b>233,94</b>	11:00:40
9	01:40,667	00:23,004	00:26,722	00:23,679	00:27,262	228,17	11:02:21
10	01:41,091	00:22,920	00:26,746	00:23,559	00:27,866	229,79	11:04:02
11	01:42,096	00:24,158	00:27,257	00:23,582	00:27,099	<b>233,94</b>	11:05:44
12	PIT	00:22,781	<b>00:26,552</b>	00:23,587	00:39,078	228,17	11:07:36
13	02:32,989	01:14,130	00:27,069	00:24,857	00:26,933		11:10:09

<b>71</b>	<b>CRUZ, Carlos</b>	FCM					
		P.Vmax: 37 T. Ideal: 01:47,916					
Lap	Time	Sector 1	Sector 2	Sector 3	Sector 4	V.Max	Hour
1	START	00:54,860	00:30,871	00:28,312	00:31,065		10:47:23
2	01:50,935	00:25,349	00:29,506	00:26,229	00:29,851	218,92	10:49:14
3	01:49,751	00:24,873	00:29,350	00:25,823	00:29,705	219,66	10:51:03
4	01:49,393	00:24,934	00:29,390	00:25,901	00:29,168	<b>220,41</b>	10:52:53
5	PIT	00:24,979	00:29,067	00:25,817	00:40,017	218,18	10:54:53
6	04:07,894	02:40,433	00:30,582	00:26,886	00:29,993		10:59:01
7	01:49,371	00:25,150	00:29,331	00:25,703	00:29,187	218,92	11:00:50
8	01:48,683	00:24,952	00:29,189	00:25,575	<b>00:28,967</b>	219,66	11:02:39
9	<b>01:48,283</b>	00:24,800	<b>00:29,001</b>	<b>00:25,399</b>	00:29,083	<b>220,41</b>	11:04:27
10	01:48,363	00:24,635	00:29,022	00:25,670	00:29,036	219,66	11:06:15
11	01:49,189	00:24,840	00:29,354	00:25,804	00:29,191	217,45	11:08:05
12	01:54,674	<b>00:24,549</b>	00:29,342	00:28,183	00:32,600	218,18	11:09:59

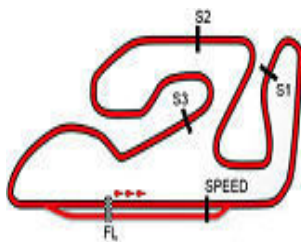
<b>61</b>	<b>MORENO, Felix</b>	FCM					
		P.Vmax: 37 T. Ideal: 01:45,076					
Lap	Time	Sector 1	Sector 2	Sector 3	Sector 4	V.Max	Hour
1	START	02:08,619	00:30,466	00:26,952	00:29,392		10:48:33
2	01:49,051	00:25,233	00:29,001	00:25,861	00:28,956	217,45	10:50:22
3	PIT	00:24,904	00:29,364	00:25,772	00:40,594	217,45	10:52:23
4	04:19,009	02:55,190	00:29,318	00:25,691	00:28,810		10:56:42
5	01:48,205	00:24,995	00:29,340	00:25,366	00:28,504	<b>220,41</b>	10:58:30
6	01:46,091	00:24,435	00:28,111	00:24,996	00:28,549	218,92	11:00:16
7	<b>01:45,411</b>	00:24,358	<b>00:27,863</b>	<b>00:24,701</b>	00:28,489	218,18	11:02:01
8	PIT	00:25,079	00:30,198	00:27,876	00:47,657	216,00	11:04:12
9	03:39,810	02:15,631	00:28,742	00:25,929	00:29,508		11:07:52
10	01:46,011	00:24,290	00:28,134	00:25,006	00:28,581	218,18	11:09:38
11	01:45,597	<b>00:24,207</b>	00:27,951	00:25,134	<b>00:28,305</b>	216,72	11:11:24

<b>73</b>	<b>HUETA, Manuel</b>	FCMM					
		P.Vmax: 26 T. Ideal: 01:41,658					
Lap	Time	Sector 1	Sector 2	Sector 3	Sector 4	V.Max	Hour
1	START	01:11,024	00:29,384	00:25,780	00:28,371		10:47:32
2	01:44,000	00:23,382	00:27,164	00:25,777	00:27,677	<b>225,78</b>	10:49:16
3	01:42,551	<b>00:23,378</b>	00:27,056	00:24,276	00:27,841	225,00	10:50:59
4	<b>01:41,879</b>	00:23,578	<b>00:26,828</b>	00:24,030	<b>00:27,443</b>	224,22	10:52:41
5	01:45,543	00:23,550	00:30,425	00:24,045	00:27,523	223,45	10:54:26
6	01:42,149	00:23,551	00:26,912	00:24,078	00:27,608	223,45	10:56:08
7	01:44,479	00:25,323	00:27,366	00:24,135	00:27,655	221,92	10:57:53
8	02:06,641	00:23,762	00:27,044	00:48,010	00:27,825	224,22	10:59:59
9	PIT	00:23,609	00:27,587	00:24,288	00:36,041	225,00	11:01:51
10	03:25,250	02:05,131	00:27,282	00:24,963	00:27,874		11:05:16
11	01:48,782	00:23,668	00:32,202	00:25,194	00:27,718	<b>225,78</b>	11:07:05
12	01:42,203	00:23,468	00:27,074	<b>00:24,009</b>	00:27,652	222,68	11:08:47
13	01:50,296	00:24,588	00:28,426	00:29,027	00:28,255	223,45	11:10:38

<b>65</b>	<b>ALVAREZ, Jesús</b>	ESP					
		P.Vmax: 29 T. Ideal: 01:46,647					
Lap	Time	Sector 1	Sector 2	Sector 3	Sector 4	V.Max	Hour
1	START	01:32,852	00:30,377	00:26,727	00:29,719		10:47:57
2	01:48,234	00:25,118	00:28,787	00:25,383	00:28,946	222,68	10:49:46

<b>74</b>	<b>VARGA, Tibor Erik</b>	MDR COMPETICION					
	HUN	P.Vmax: 3 T. Ideal: 01:39,353					
Lap	Time	Sector 1	Sector 2	Sector 3	Sector 4	V.Max	Hour
1	START	00:51,929	00:28,902	00:24,777	00:27,926		10:47:11
2	01:43,867	00:23,497	00:27,209	00:25,715	00:27,446	228,17	10:48:55
3	01:41,695	00:23,139	00:27,171	00:24,110	00:27,275	229,79	10:50:37





Circuit Ricardo Tormo

COPA DE ESPAÑA DE VELOCIDAD 2023

ANALYSIS / SECTORS Ent. Cronometrado 1 Supersport

4	01:41,831	00:23,616	00:27,404	00:23,595	00:27,216	229,79	10:52:19
5	01:40,828	00:23,454	00:26,575	00:23,496	00:27,303	229,79	10:53:59
6	01:40,476	00:22,903	00:26,596	00:23,600	00:27,377	229,79	10:55:40
7	01:40,171	00:22,896	00:26,513	<b>00:23,283</b>	00:27,479	228,98	10:57:20
8	PIT	00:25,494	00:26,854	00:23,804	00:37,346	229,79	10:59:14
9	02:58,387	01:38,499	00:27,733	00:24,738	00:27,417		11:02:12
10	01:41,860	00:24,094	00:26,562	00:23,591	00:27,613	231,43	11:03:54
11	01:40,266	00:22,906	00:26,458	00:23,565	00:27,337	232,26	11:05:34
12	01:40,094	00:23,262	00:26,441	00:23,327	<b>00:27,064</b>	<b>235,64</b>	11:07:14
13	<b>01:39,592</b>	<b>00:22,729</b>	<b>00:26,277</b>	00:23,474	00:27,112	232,26	11:08:54
14	PIT	00:23,406	00:26,948	00:26,735	00:37,367	228,98	11:10:48

<b>77</b>	<b>URKIJIO, Alberto</b>						P.Vmax: 22	T. Ideal: 01:42,459
FCMM								
Lap Time	Sector 1	Sector 2	Sector 3	Sector 4	V.Max	Hour		
1	START	01:24,966	00:28,777	00:26,170	00:28,337		10:47:46	
2	01:45,137	00:24,486	00:27,964	00:24,755	00:27,932	225,00	10:49:31	
3	01:44,000	00:23,750	00:28,002	00:24,488	00:27,760	225,00	10:51:15	
4	01:44,160	00:23,796	00:27,485	00:24,651	00:28,228	225,00	10:52:59	
5	01:44,187	00:23,759	00:27,605	00:24,761	00:28,062	224,22	10:54:43	
6	01:43,860	00:23,879	00:27,448	00:24,466	00:28,067	223,45	10:56:27	
7	01:43,832	00:23,960	00:27,382	00:24,434	00:28,056	221,92	10:58:11	
8	01:43,378	00:23,701	00:27,443	00:24,372	00:27,862	224,22	10:59:54	
9	01:43,487	00:23,702	00:27,381	00:24,363	00:28,041	<b>227,37</b>	11:01:38	
10	01:43,638	00:23,665	00:27,377	00:24,725	00:27,871	224,22	11:03:22	
11	01:43,358	00:23,758	00:27,349	00:24,381	00:27,870	225,00	11:05:05	
12	01:42,873	00:23,805	00:27,323	<b>00:24,005</b>	<b>00:27,740</b>	222,68	11:06:48	
13	<b>01:42,625</b>	<b>00:23,455</b>	00:27,329	00:24,098	00:27,743	225,00	11:08:30	
14	01:43,441	00:23,860	<b>00:27,259</b>	00:24,332	00:27,990	224,22	11:10:14	

<b>84</b>	<b>RIVERA, Juan Esteban</b>						P.Vmax: 11	T. Ideal: 01:40,568
COL								
TEAM ANDIFER RACING								
Lap Time	Sector 1	Sector 2	Sector 3	Sector 4	V.Max	Hour		
1	START	01:48,633	00:29,089	00:25,095	00:28,375		10:48:09	
2	01:42,002	00:23,659	00:27,146	00:23,739	00:27,458	224,22	10:49:51	
3	01:41,376	00:23,297	00:26,914	00:23,738	00:27,427	225,78	10:51:32	
4	01:41,419	00:23,729	00:26,913	00:23,490	<b>00:27,287</b>	<b>231,43</b>	10:53:14	
5	01:47,263	00:24,431	00:29,268	00:24,430	00:29,134	227,37	10:55:01	
6	PIT	00:23,483	00:27,448	00:23,574	00:35,145	228,98	10:56:51	
7	03:39,028	02:15,683	00:30,099	00:24,734	00:28,512		11:00:30	
8	01:42,689	00:23,297	00:27,136	00:24,848	00:27,408	225,78	11:02:12	
9	01:40,939	00:23,476	00:26,697	<b>00:23,416</b>	00:27,350	228,98	11:03:53	
10	<b>01:40,630</b>	<b>00:23,239</b>	<b>00:26,626</b>	00:23,440	00:27,325	224,22	11:05:34	
11	PIT	00:23,649	00:26,652	00:23,435	00:37,639	226,57	11:07:25	

<b>88</b>	<b>SANCHEZ, Francisco</b>						P.Vmax: 33	T. Ideal: 01:44,131
FCMM								
Lap Time	Sector 1	Sector 2	Sector 3	Sector 4	V.Max	Hour		
1	START	01:15,573	00:29,907	00:26,807	00:29,217		10:47:39	
2	01:49,862	00:25,547	00:29,658	00:25,782	00:28,875	220,41	10:49:29	
3	01:47,909	00:24,647	00:28,962	00:25,578	00:28,722	219,66	10:51:17	
4	01:46,420	00:24,481	00:28,498	00:24,888	00:28,553	220,41	10:53:03	
5	01:46,008	00:24,266	00:28,038	00:25,230	00:28,474	220,41	10:54:49	
6	01:45,451	00:24,186	00:28,022	00:24,560	00:28,683	220,41	10:56:35	
7	01:45,160	00:24,340	00:27,965	00:24,519	00:28,336	<b>221,92</b>	10:58:20	
8	01:44,966	00:24,071	00:28,138	00:24,499	<b>00:28,258</b>	221,16	11:00:05	
9	<b>01:44,481</b>	<b>00:23,950</b>	<b>00:27,687</b>	<b>00:24,236</b>	00:28,608	220,41	11:01:49	
10	01:44,766	00:24,196	00:27,989	00:24,279	00:28,302	220,41	11:03:34	
11	01:45,044	00:24,159	00:28,176	00:24,364	00:28,345	<b>221,92</b>	11:05:19	

12	01:47,821	00:24,127	00:28,060	00:25,955	00:29,679	221,16	11:07:07
----	-----------	-----------	-----------	-----------	-----------	--------	----------

<b>89</b>	<b>BERTOMEU, Jesua</b>						P.Vmax: 33	T. Ideal: 01:47,071
FCM								
Lap Time	Sector 1	Sector 2	Sector 3	Sector 4	V.Max	Hour		
1	START	00:39,007	00:30,197	00:25,891	00:29,718		10:47:02	
2	01:49,525	00:25,017	00:28,760	00:25,500	00:30,248	219,66	10:48:52	
3	01:49,308	00:25,197	00:28,952	00:25,564	00:29,595	219,66	10:50:41	
4	01:48,430	00:24,745	00:29,071	00:25,364	00:29,250	<b>221,92</b>	10:52:30	
5	01:47,658	00:24,671	00:28,985	00:25,050	<b>00:28,952</b>	220,41	10:54:17	
6	01:47,402	<b>00:24,602</b>	00:28,697	00:25,024	00:29,079	216,00	10:56:05	
7	<b>01:47,173</b>	00:24,662	<b>00:28,596</b>	<b>00:24,921</b>	00:28,994	219,66	10:57:52	
8	PIT	00:25,477	00:29,054	00:25,352	00:40,258	217,45	10:59:52	

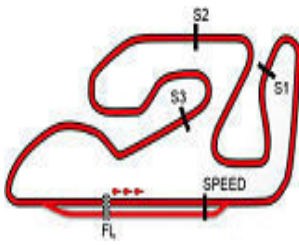
<b>90</b>	<b>AL THANI, Jassim G.</b>						P.Vmax: 24	T. Ideal: 01:42,067
QAT								
VRC TEAM								
Lap Time	Sector 1	Sector 2	Sector 3	Sector 4	V.Max	Hour		
1	START	00:42,118	00:28,157	00:25,453	00:28,987		10:47:02	
2	01:45,630	00:24,037	00:28,079	00:25,080	00:28,434	218,92	10:48:48	
3	01:43,837	00:23,809	00:27,578	00:24,423	00:28,027	<b>226,57</b>	10:50:32	
4	01:43,094	00:23,432	00:27,590	00:24,318	00:27,754	224,22	10:52:15	
5	01:43,006	00:23,687	00:27,478	<b>00:24,183</b>	00:27,658	223,45	10:53:58	
6	NULL	00:23,468	00:27,320	00:24,689	00:27,903	223,45	10:55:41	
7	01:42,867	00:23,449	00:27,431	00:24,393	<b>00:27,594</b>	225,00	10:57:24	
8	PIT	00:29,040	00:29,499	00:25,878	00:38,242	224,22	10:59:27	
9	04:40,933	03:21,035	00:27,689	00:24,436	00:27,773		11:04:08	
10	01:42,939	00:23,590	00:27,333	00:24,267	00:27,749	<b>226,57</b>	11:05:51	
11	01:53,272	00:24,143	00:28,574	00:32,271	00:28,284	225,78	11:07:44	
12	<b>01:42,451</b>	00:23,446	<b>00:26,973</b>	00:24,304	00:27,728	223,45	11:09:26	
13	01:42,603	<b>00:23,317</b>	00:27,205	00:24,435	00:27,646	224,22	11:11:09	

<b>92</b>	<b>GAOREKWE, Leungo K.</b>						P.Vmax: 40	T. Ideal: 03:52,514
RSA								
I+DENT RACING TEAM								
Lap Time	Sector 1	Sector 2	Sector 3	Sector 4	V.Max	Hour		
1	START	<b>02:30,314</b>	<b>00:28,500</b>	<b>00:25,317</b>	<b>00:28,383</b>		10:48:50	

<b>93</b>	<b>TOMAS, Marta</b>						P.Vmax: 14	T. Ideal: 01:45,099
FCMM								
Lap Time	Sector 1	Sector 2	Sector 3	Sector 4	V.Max	Hour		
1	START	02:00,325	00:29,640	00:27,164	00:30,307		10:48:25	
2	01:48,222	00:25,041	00:28,887	00:25,514	00:28,780	221,16	10:50:13	
3	01:47,896	00:24,381	00:28,935	00:25,929	00:28,651	227,37	10:52:01	
4	01:46,767	00:23,996	00:28,359	00:25,695	00:28,717	228,17	10:53:48	
5	01:46,019	00:23,934	00:28,217	00:24,837	00:29,031	227,37	10:55:34	
6	01:46,099	00:24,314	00:28,160	00:25,109	00:28,516	225,00	10:57:20	
7	01:46,525	00:23,959	00:28,418	00:25,275	00:28,873	225,00	10:59:07	
8	01:45,870	00:24,076	<b>00:28,134</b>	<b>00:24,804</b>	00:28,856	227,37	11:00:52	
9	01:46,267	00:24,073	00:28,253	00:25,096	00:28,845	227,37	11:02:39	
10	<b>01:45,446</b>	00:23,854	00:28,226	00:24,808	00:28,558	230,61	11:04:24	
11	01:46,213	00:23,889	00:28,267	00:25,061	00:28,996	227,37	11:06:10	
12	01:45,668	00:23,813	00:28,336	00:25,040	<b>00:28,479</b>	225,78	11:07:56	
13	01:46,057	00:23,857	00:28,161	00:25,422	00:28,617	228,17	11:09:42	
14	01:45,911	<b>00:23,682</b>	00:28,270	00:25,280	00:28,679	227,37	11:11:28	

<b>114</b>	<b>LOPEZ, Israel</b>						P.Vmax: 14	T. Ideal: 01:45,125
FCM								
Lap Time	Sector 1	Sector 2	Sector 3	Sector 4	V.Max	Hour		
1	START	01:35,659	00:29,906	00:25,779	00:29,597		10:47:59	
2	01:47,218	00:24,493	00:28,473	00:25,409	00:28,843	226,57	10:49:46	
3	01:46,176	<b>00:24,340</b>	00:28,056	00:25,217	00:28,563	226,57	10:51:32	





Circuit Ricardo Tormo

**COPA DE ESPAÑA DE VELOCIDAD 2023**

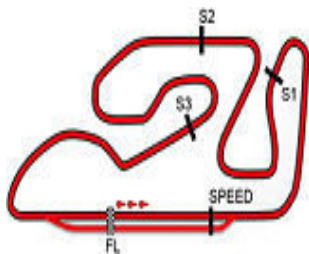
**ANALYSIS / SECTORS Ent. Cronometrado 1 Supersport**

4	01:46,005	00:24,564	00:28,082	00:25,255	<b>00:28,104</b>	230,61	10:53:18
5	01:46,394	00:24,617	00:28,559	00:24,987	00:28,231	228,17	10:55:04
6	01:46,201	00:24,515	00:27,974	00:25,041	00:28,671	228,17	10:56:51
7	PIT	00:24,707	00:29,486	00:25,896	00:41,710	225,78	10:58:52
8	03:43,032	02:17,517	00:30,036	00:26,846	00:28,633		11:02:35
9	01:46,391	00:24,863	00:28,040	00:24,920	00:28,568	225,78	11:04:22
10	<b>01:45,724</b>	00:24,541	<b>00:27,940</b>	<b>00:24,741</b>	00:28,502	224,22	11:06:08
11	01:45,992	00:24,657	00:28,083	<b>00:24,741</b>	00:28,511	225,00	11:07:54
12	PIT	00:24,630	00:28,478	00:25,619	00:39,010	226,57	11:09:51

<b>146</b>	<b>IZQUIERDO, David</b>						
	FCMM	P.Vmax: 37		T. Ideal: 01:54,689			
Lap	Time	Sector 1	Sector 2	Sector 3	Sector 4	V.Max	Hour
1	PIT	08:10,574	00:38,613	00:35,722	00:47,675		10:55:10
2	03:36,441	02:03,621	00:32,585	00:29,482	00:30,753		10:58:47
3	01:55,845	00:26,502	00:31,166	00:27,510	00:30,667	<b>220,41</b>	11:00:43
4	<b>01:54,702</b>	<b>00:26,190</b>	00:30,988	<b>00:27,079</b>	<b>00:30,445</b>	218,18	11:02:37
5	PIT	00:26,513	<b>00:30,975</b>	00:27,546	00:40,521	218,92	11:04:43







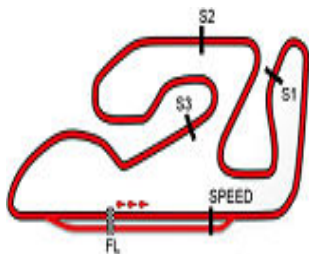
Circuit Ricardo Tormo  
**COPA DE ESPAÑA DE VELOCIDAD 2023**

**Velocidades máximas Ent. Cronometrado 1 Supersport**

Nombre	Equipo/Club	Vehículo	Mejores 5 velocidades máximas					Media	Max.
57 MUÑOZ, Daniel	SP57 RACING TEAM	YAMAHA	238,2	235,6	234,8	233,9	233,1	235,1	238,2
1 AL SULAITI, Saeed	CIV MOTORSPORT	DUCATI	236,5	235,6	233,1	233,1	233,1	234,3	236,5
74 VARGA, Tibor Erik	MDR COMPETICION	YAMAHA	235,6	232,3	232,3	231,4	229,8	232,3	235,6
46 RUIZ, Francisca	PR46+1RACING TEAM	YAMAHA	234,8	233,1	232,3	232,3	231,4	232,8	234,8
58 ARMARIO, Jose Luis	KRT	YAMAHA	233,9	233,9	232,3	232,3	231,4	232,8	233,9
16 FUERTES, Alvaro	FUERTES TEAM	YAMAHA	233,9	231,4	230,6	230,6	230,6	231,4	233,9
34 GUTIERREZ, Carlos	ALMA RACING TEAM		233,1	231,4	229,8	229,8	229,0	230,6	233,1
31 GARCIA, Alberto	ADN MOTOS TEAM	YAMAHA	233,1	232,3	231,4	231,4	230,6	231,8	233,1
6 HOSCIUC, J. Adriano	MMG-PINAMTO	YAMAHA	233,1	229,0	229,0	229,0	228,2	229,6	233,1
24 DIAZ, Jose A.		DUCATI	232,3	231,4	228,2	226,6	225,8	228,8	232,3
10 RAILEAN, Nicolae		YAMAHA	231,4	230,6	229,0	228,2	228,2	229,5	231,4
84 RIVERA, Juan Esteban	TEAM ANDIFER RACING	YAMAHA	231,4	229,0	229,0	227,4	226,6	228,7	231,4
12 TORRE, Daniel		YAMAHA	231,4	230,6	227,4	225,0	224,2	227,7	231,4
114 LOPEZ, Israel			230,6	228,2	228,2	226,6	226,6	228,0	230,6
93 TOMAS, Marta			230,6	228,2	228,2	227,4	227,4	228,3	230,6
25 KECSKES, Gabor B.	MDR COMPETICIÓN	YAMAHA	230,6	227,4	225,0	225,0	225,0	226,6	230,6
3 BENITO, P. Enrique		YAMAHA	230,6	229,8	229,8	229,0	229,0	229,6	230,6
18 TERUEL, Zaida	PALLARS TEAM	YAMAHA	229,8	229,0	227,4	227,4	226,6	228,0	229,8
29 PAREDES, Oscar	ADN MOTOS - ITEVELES	YAMAHA	229,8	229,0	228,2	228,2	228,2	228,7	229,8
14 LOPEZ, Didac	DAAC.14 / 3DSIX RACE	YAMAHA	229,8	229,0	229,0	229,0	227,4	228,8	229,8
17 KOSTIN, Tymur	CIV MOTORSPORT	YAMAHA	228,2	227,4	226,6	225,8	225,0	226,6	228,2
77 URKIJO, Alberto			227,4	225,0	225,0	225,0	225,0	225,5	227,4
26 RUIZ, Fco. Javier	TECNIRACING	YAMAHA	227,4	227,4	227,4	227,4	227,4	227,4	227,4
90 AL THANI, Jassim G.	VRC TEAM	YAMAHA	226,6	226,6	225,8	225,0	224,2	225,6	226,6
7 HERNANDO, Diego	I+DENT RACING TEAM	YAMAHA	226,6	226,6	223,4	222,7	222,7	224,4	226,6
73 HUETA, Manuel			225,8	225,8	225,0	225,0	224,2	225,2	225,8
37 GONZALEZ, Ivan			225,8	224,2	223,4	223,4	223,4	224,1	225,8
48 TOUCHIN, Catriona	CTRACING	YAMAHA	225,0	225,0	224,2	223,4	223,4	224,2	225,0
22 CRUZ, Afonso	ALMA RACING TEAM		224,2	222,7	222,7	222,7	221,9	222,8	224,2
65 ALVAREZ, Jesús			224,2	223,4	223,4	222,7	222,7	223,3	224,2
2 PARASARAMEN, Peron	I+DENT RACING TEAM	YAMAHA	223,4	222,7	222,7	221,9	221,2	222,4	223,4
66 LE GALLO, Philippe	MOTODES	YAMAHA	222,7	220,4	220,4	219,7	219,7	220,6	222,7
89 BERTOMEU, Jesua			221,9	220,4	219,7	219,7	219,7	220,3	221,9
88 SANCHEZ, Francisco			221,9	221,9	221,2	221,2	220,4	221,3	221,9
27 GONZALEZ, Johnny			221,9	221,9	221,9	219,7	219,7	221,0	221,9
11 SCHULTZ, Jared K.	ASAP MOTORSPORT	YAMAHA	221,2	221,2	221,2	220,4	219,7	220,7	221,2
146 IZQUIERDO, David			220,4	218,9	218,2			219,2	220,4
71 CRUZ, Carlos			220,4	220,4	219,7	219,7	219,7	220,0	220,4
61 MORENO, Felix			220,4	218,9	218,2	218,2	217,4	218,6	220,4
92 GAOREKWE, Leungo K.	I+DENT RACING TEAM	YAMAHA							







Circuit Ricardo Tormo  
**COPA DE ESPAÑA DE VELOCIDAD 2023**

**Mejores vueltas Ent. Cronometrado 1 Supersport**

Nombre	Equipo/Club	Vehículo	Mejores vueltas						Media
57 MUÑOZ, Daniel	SP57 RACING TEAM	YAMAHA	01:36,848	01:36,852	01:37,101	01:37,233	01:37,653	01:37,137	
6 HOSCIUC, J. Adriano	MMG-PINAMTO	YAMAHA	01:38,742	01:39,048	01:39,299	01:39,521	01:39,698	01:39,261	
26 RUIZ, Foo. Javier	TECNIRACING	YAMAHA	01:38,748	01:38,965	01:39,242	01:39,403	01:39,746	01:39,220	
16 FUERTES, Alvaro	FUERTES TEAM	YAMAHA	01:38,905	01:39,615	01:40,169	01:43,345	08:41,682	03:04,743	
31 GARCIA, Alberto	ADN MOTOS TEAM	YAMAHA	01:39,047	01:39,491	01:39,565	01:39,663	01:39,695	01:39,492	
1 AL SULAITI, Saeed	CIV MOTORSPORT	DUCATI	01:39,095	01:39,606	01:39,647	01:40,117	01:40,363	01:39,765	
25 KECSKES, Gabor B.	MDR COMPETICIÓN	YAMAHA	01:39,444	01:39,836	01:40,038	01:40,864	01:41,788	01:40,394	
74 VARGA, Tibor Erik	MDR COMPETICION	YAMAHA	01:39,592	01:40,094	01:40,171	01:40,266	01:40,476	01:40,119	
58 ARMARIO, Jose Luis	KRT	YAMAHA	01:40,160	01:40,667	01:41,091	01:41,341	01:42,096	01:41,071	
84 RIVERA, Juan Esteban	TEAM ANDIFER RACING	YAMAHA	01:40,630	01:40,939	01:41,376	01:41,419	01:42,002	01:41,273	
7 HERNANDO, Diego	I+DENT RACING TEAM	YAMAHA	01:41,051	01:41,429	01:41,484	01:41,491	01:41,537	01:41,398	
46 RUIZ, Francisca	PR46+1RACING TEAM	YAMAHA	01:41,403	01:41,437	01:41,629	01:42,121	01:43,072	01:41,932	
34 GUTIERREZ, Carlos	ALMA RACING TEAM		01:41,775	01:41,787	01:42,282	01:42,329	01:43,054	01:42,245	
73 HUETA, Manuel			01:41,879	01:42,149	01:42,203	01:42,551	01:44,000	01:42,556	
14 LOPEZ, Didac	DAAC.14 / 3DSIX RACE	YAMAHA	01:41,984	01:42,154	01:43,536	01:45,527	01:46,856	01:44,011	
3 BENITO, P. Enrique		YAMAHA	01:42,322	01:42,629	01:42,700	01:42,731	01:43,153	01:42,707	
90 AL THANI, Jassim G.	VRC TEAM	YAMAHA	01:42,451	01:42,603	01:42,867	01:42,939	01:43,006	01:42,773	
77 URKIJÓ, Alberto			01:42,625	01:42,873	01:43,358	01:43,378	01:43,441	01:43,135	
17 KOSTIN, Tymur	CIV MOTORSPORT	YAMAHA	01:42,750	01:42,965	01:43,023	01:43,342	01:44,184	01:43,252	
29 PAREDES, Oscar	ADN MOTOS - ITEVELES	YAMAHA	01:42,836	01:42,929	01:43,064	01:43,793	01:43,933	01:43,311	
12 TORRE, Daniel		YAMAHA	01:43,314	01:43,456	01:43,582	01:44,252	01:44,312	01:43,783	
22 CRUZ, Afonso	ALMA RACING TEAM		01:44,260	01:44,860	01:45,018	01:45,083	01:45,356	01:44,915	
88 SANCHEZ, Francisco			01:44,481	01:44,766	01:44,966	01:45,044	01:45,160	01:44,883	
10 RAILEAN, Nicolae		YAMAHA	01:45,010	01:45,306	01:45,575	01:45,638	01:46,067	01:45,519	
61 MORENO, Felix			01:45,411	01:45,597	01:46,011	01:46,091	01:48,205	01:46,263	
93 TOMAS, Marta			01:45,446	01:45,668	01:45,870	01:45,911	01:46,019	01:45,782	
18 TERUEL, Zaida	PALLARS TEAM	YAMAHA	01:45,614	01:46,170	01:46,201	01:46,378	01:46,674	01:46,207	
114 LOPEZ, Israel			01:45,724	01:45,992	01:46,005	01:46,176	01:46,201	01:46,019	
24 DIAZ, Jose A.		DUCATI	01:45,777	01:46,291	01:47,288	01:47,830		01:46,796	
2 PARASARAMEN, Peron	I+DENT RACING TEAM	YAMAHA	01:46,721	01:46,925	01:47,245	01:47,255	01:47,490	01:47,127	
65 ALVAREZ, Jesús			01:46,884	01:46,899	01:47,490	01:48,038	01:48,234	01:47,509	
11 SCHULTZ, Jared K.	ASAP MOTORSPORT	YAMAHA	01:47,112	01:47,217	01:47,713	01:47,766	01:47,999	01:47,561	
89 BERTOMEU, Jesua			01:47,173	01:47,402	01:47,658	01:48,430	01:49,308	01:47,994	
27 GONZALEZ, Johnny			01:47,242	01:47,298	01:47,303	01:47,590	01:47,616	01:47,409	
66 LE GALLO, Philippe	MOTODES	YAMAHA	01:48,175	01:48,855	01:48,983	01:49,133	01:50,229	01:49,075	
37 GONZALEZ, Ivan			01:48,257	01:49,344	01:49,395	01:49,945	01:49,991	01:49,386	
71 CRUZ, Carlos			01:48,283	01:48,363	01:48,683	01:49,189	01:49,371	01:48,777	
48 TOUCHIN, Catriona	CTRACING	YAMAHA	01:49,593	01:49,995	01:50,227	01:50,591	01:50,641	01:50,209	
146 IZQUIERDO, David			01:54,702	01:55,845	03:36,441			02:28,996	

