

COPA DE ESPAÑA DE VELOCIDAD 2023

22-23 ABRIL 2023

Circuit Ricardo Tormo

Length: 4005 metros

Results

Ent. Cronometrado 1 SBK

Pos.	N.	Rider	Team	Motorcycle	Nat.	Best Lap	iL	Laps	Gap	Interval	Speed	Cat.
1	58	GONZALEZ, Daniel	FCMM		ESP	01:36,395	7	9			149,57	SBK
2	17	DIAZ, Samuel	TECNIRACING	YAMAHA	ESP	01:37,842	7	12	00:01,447	00:01,447	147,36	SBK
3	96	MORALES, Paco	BRITISH CARRERA TEAM	YAMAHA	ESP	01:38,867	3	10	00:02,472	00:01,025	145,83	SBK
4	4	ARTIME, Javier	PROMORACING TEAM	YAMAHA	ESP	01:39,356	11	12	00:02,961	00:00,489	145,11	SBK
5	38	NESBAKKEN, Ola	YAMAHA TEAM SCANDINA	YAMAHA	ESP	01:39,720	7	14	00:03,325	00:00,364	144,58	SBK
6	28	ERSEK, Daniel	AM39 MOTOSPORT	HONDA	HUN	01:40,342	5	11	00:03,947	00:00,622	143,69	SBK
7	27	FERNANDEZ, Oscar	ALMA RACING TEAM	KAWASAKI	ESP	01:40,461	9	11	00:04,066	00:00,119	143,52	SBK
8	61	RODRIGUEZ, Felix	SPORTBIKE 61	KAWASAKI	ESP	01:40,898	4	4	00:04,503	00:00,437	142,9	M40
9	20	PEREZ, J. Manuel	ANDIFER RACING TEAM	YAMAHA	ESP	01:40,948	9	10	00:04,553	00:00,050	142,83	SBK
10	51	GALLEGO, Victor	I+DENT RACING TEAM		ESP	01:41,127	3	11	00:04,732	00:00,179	142,57	M40
11	3	HOLBROOK, S. Eva	BRITISH CARRERA TEAM	YAMAHA	SUI	01:41,178	9	12	00:04,783	00:00,051	142,5	M40
12	9	MONTERO, Aitor	AITOR MONTERO TEAM		ESP	01:41,275	6	8	00:04,880	00:00,097	142,36	M40
13	15	JIMENEZ, Jose A.	MDR		ESP	01:41,767	8	12	00:05,372	00:00,492	141,68	M40
14	5	NAVARRO, Raul	TEAM PELUSO	YAMAHA	ESP	01:41,834	10	12	00:05,439	00:00,067	141,58	M40
15	117	GRANDE, Javier	FCMM		ESP	01:41,929	4	5	00:05,534	00:00,095	141,45	SBK
16	22	BANDERAS, Eneko	EBN22		ESP	01:42,271	6	8	00:05,876	00:00,342	140,98	SBK
17	13	DE PASQUALE, F.	FCM			01:42,691	10	12	00:06,296	00:00,420	140,4	SBK
18	87	DANDREA, Jonathan	TEAM GPMOTOS VALENC	YAMAHA	ESP	01:42,694	6	7	00:06,299	00:00,003	140,4	SBK
19	2	ZUCCONI, Gianfranco	MES COMPETICIO	YAMAHA	ITA	01:42,720	2	9	00:06,325	00:00,026	140,36	M40
20	45	RUIZ, Balbino	FCMM		ESP	01:42,920	8	12	00:06,525	00:00,200	140,09	M40
21	36	SORIANO, Yousef	I+DENT	YAMAHA	ESP	01:43,198	10	12	00:06,803	00:00,278	139,71	SBK
22	63	MARTINEZ, Oscar A.	OTIS RACING TEAM		ESP	01:43,572	4	6	00:07,177	00:00,374	139,21	M40
23	53	NADIEIEVA, Iryna	BRITISH CARRERA TEAM	YAMAHA	ESP	01:43,718	12	12	00:07,323	00:00,146	139,01	SBK
24	7	GARCIA, Juan Carlos		YAMAHA	ESP	01:43,919	7	8	00:07,524	00:00,201	138,74	SBK
25	43	PEREZ, David			ESP	01:43,996	7	11	00:07,601	00:00,077	138,64	SBK
26	31	CENISERGUE, David		YAMAHA	ESP	01:44,638	11	12	00:08,243	00:00,642	137,79	M40
27	14	SUEIRO, Andre	ALMARACING	YAMAHA	ESP	01:44,641	6	7	00:08,246	00:00,003	137,79	SBK
28	24	PINTO, Jose Carlos	TCM	YAMAHA	ESP	01:44,760	8	9	00:08,365	00:00,119	137,63	M40
29	73	PASTOR, Antonio	TPRBALLESTASGRANVIAG	KAWASAKI	ESP	01:45,078	10	12	00:08,683	00:00,318	137,21	M40
30	6	URENDA, Rafael	BRITISH CARRERA	YAMAHA	ESP	01:45,211	2	2	00:08,816	00:00,133	137,04	M40
31	41	ROPERO, Daniel	ANDIFER RACING TEAM	YAMAHA	ESP	01:45,253	10	12	00:08,858	00:00,042	136,98	M40
32	18	ROMERO, Javier	FCM		ESP	01:45,325	4	13	00:08,930	00:00,072	136,89	SBK
33	11	GARCIA, Pablo	FCM		ESP	01:46,334	7	8	00:09,939	00:01,009	135,59	SBK
34	35	HENRIQUEZ, Joel A.	TCM	YAMAHA	ESP	01:46,941	6	7	00:10,546	00:00,607	134,82	SBK
35	21	NEIDHART, M. Josef	BRITISH CARRERA TEAM		ESP	01:47,444	4	7	00:11,049	00:00,503	134,19	M40
36	16	SAEZ, Jael			ESP	01:48,172	2	4	00:11,777	00:00,728	133,29	SBK
37	19	GARCIA, Manuel	FCM		ESP	01:48,705	10	13	00:12,310	00:00,533	132,63	SBK
38	23	CLAPES, Alex	CF.MG RACING TEAM	KAWASAKI	ESP	01:50,020	9	11	00:13,625	00:01,315	131,05	SBK
Not Classified:												
.	66	NOLASCO, David	CF.MG RACING TEAM		ESP	01:52,363	11	12	00:15,968	00:02,343	128,32	SBK
.	42	ESTANY, Andreu	FR MOTO RACING TEAM	YAMAHA	ESP	01:52,957	8	9	00:16,562	00:00,594	127,64	M40

Circuit Ricardo Tormo

Final Official

Provisional Official

Length: 4005 m. Hour: 10:09

JURY:

C.of the Course:

C.Timekeeper:

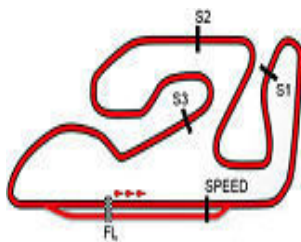
Hour:

Hour:

22/04/2023

Hour: 10:42:53





Circuit Ricardo Tormo

COPA DE ESPAÑA DE VELOCIDAD 2023

ANALYSIS / SECTORS Ent. Cronometrado 1 SBK

2		ZUCCONI, Gianfranco		MES COMPETICIO			
ITA		P.Vmax: 1				T. Ideal: 01:42,369	
Lap	Time	Sector 1	Sector 2	Sector 3	Sector 4	V.Max	Hour
1	START	00:27,509	00:28,371	00:24,977	00:29,129		10:11:48
2	01:42,720	00:24,047	00:27,019	00:24,262	00:27,392	252,14	10:13:31
3	08:07,144	10:19,456	00:28,020	00:24,505	00:27,869		10:21:38
4	01:42,909	00:23,800	00:27,133	00:24,607	00:27,369	255,12	10:23:21
5	01:47,353	00:23,833	00:28,049	00:26,872	00:28,599	258,17	10:25:08
6	01:44,901	00:23,736	00:28,516	00:24,598	00:28,051	255,12	10:26:53
7	01:47,435	00:24,033	00:30,608	00:25,243	00:27,551	273,42	10:28:41
8	01:43,072	00:23,766	00:27,141	00:24,813	00:27,352	255,12	10:30:24
9	PIT	00:23,773	00:27,552	00:26,295	00:35,180	260,24	10:32:16

3		HOLBROOK, S. Eva		BRITISH CARRERA TEAM			
SUI		P.Vmax: 5				T. Ideal: 01:40,887	
Lap	Time	Sector 1	Sector 2	Sector 3	Sector 4	V.Max	Hour
1	START	01:26,565	00:28,454	00:26,317	00:27,297		10:12:47
2	01:43,352	00:23,140	00:27,340	00:25,797	00:27,075	258,17	10:14:30
3	06:51,154	10:02,889	00:27,494	00:24,517	00:28,239		10:21:21
4	01:42,619	00:22,832	00:27,471	00:24,952	00:27,364	258,17	10:23:04
5	01:42,661	00:22,805	00:27,558	00:24,417	00:27,881	262,35	10:24:47
6	01:41,798	00:23,122	00:27,236	00:24,284	00:27,156	257,14	10:26:28
7	01:43,165	00:23,431	00:27,516	00:24,382	00:27,836	255,12	10:28:12
8	01:41,857	00:23,303	00:27,190	00:24,350	00:27,014	253,13	10:29:53
9	01:41,178	00:23,096	00:27,039	00:24,147	00:26,896	260,24	10:31:35
10	01:59,032	00:23,524	00:34,417	00:29,525	00:31,566	259,20	10:33:34
11	PIT	00:28,414	00:33,206	00:29,520	00:38,048	213,86	10:35:43
12	03:37,760	01:57,958	00:34,567	00:28,615	00:36,620		10:39:21

4		ARTIME, Javier		PROMORACING TEAM			
ESP		P.Vmax: 3				T. Ideal: 01:38,986	
Lap	Time	Sector 1	Sector 2	Sector 3	Sector 4	V.Max	Hour
1	START	00:57,422	00:28,102	00:25,350	00:28,511		10:12:18
2	01:43,868	00:23,197	00:27,152	00:25,639	00:27,880	257,14	10:14:01
3	07:09,697	09:54,186	00:27,896	00:23,900	00:26,968		10:21:11
4	01:39,867	00:22,767	00:26,655	00:23,617	00:26,828	259,20	10:22:51
5	01:40,527	00:23,021	00:26,710	00:23,585	00:27,211	260,24	10:24:31
6	01:39,972	00:22,636	00:26,708	00:23,596	00:27,032	258,17	10:26:11
7	01:40,014	00:22,973	00:26,630	00:23,400	00:27,011	259,20	10:27:51
8	PIT	00:23,053	00:27,210	00:24,705	00:33,347	259,20	10:29:40
9	04:36,555	03:00,619	00:34,663	00:34,092	00:27,181		10:34:16
10	01:41,416	00:22,692	00:26,591	00:24,983	00:27,150	258,17	10:35:58
11	01:39,356	00:22,599	00:26,628	00:23,591	00:26,538	258,17	10:37:37
12	01:39,832	00:22,869	00:26,449	00:23,570	00:26,944	263,41	10:39:17

5		NAVARRO, Raul		TEAM PELUSO			
ESP		P.Vmax: 27				T. Ideal: 01:41,697	
Lap	Time	Sector 1	Sector 2	Sector 3	Sector 4	V.Max	Hour
1	START	01:06,515	00:28,777	00:25,661	00:28,380		10:12:27
2	01:46,290	00:23,664	00:28,824	00:25,785	00:28,017	250,19	10:14:14
3	07:41,387	10:34,242	00:28,998	00:25,481	00:28,289		10:21:55
4	01:43,776	00:23,709	00:27,532	00:24,419	00:28,116	249,23	10:23:39
5	01:42,754	00:23,309	00:27,295	00:24,327	00:27,823	249,23	10:25:22
6	PIT	00:23,214	00:27,230	00:24,386	00:34,603	252,14	10:27:11
7	NULL	03:32,646	00:28,633	00:25,095	00:28,115		10:32:06
8	01:43,055	00:23,601	00:27,367	00:24,429	00:27,658	248,28	10:33:49
9	01:42,220	00:23,009	00:27,299	00:24,506	00:27,406	253,13	10:35:31
10	01:41,834	00:23,112	00:27,240	00:24,057	00:27,425	252,14	10:37:13
11	01:41,944	00:23,186	00:27,227	00:24,055	00:27,476	250,19	10:38:55

12	PIT	00:28,342	00:32,004	00:27,004	00:43,404	252,14	10:41:05
----	-----	-----------	-----------	-----------	-----------	--------	----------

6		URENDA, Rafael		BRITISH CARRERA			
ESP		P.Vmax: 28				T. Ideal: 01:45,211	
Lap	Time	Sector 1	Sector 2	Sector 3	Sector 4	V.Max	Hour
1	START	01:12,347	00:28,813	00:25,589	00:28,713		10:12:34
2	01:45,211	00:23,956	00:27,988	00:25,118	00:28,149	252,14	10:14:19

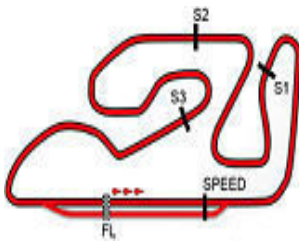
7		GARCIA, Juan Carlos		ESP			
		P.Vmax: 28				T. Ideal: 01:43,635	
Lap	Time	Sector 1	Sector 2	Sector 3	Sector 4	V.Max	Hour
1	START	01:15,356	00:30,864	00:27,472	00:29,420		10:12:41
2	01:48,675	00:24,495	00:29,622	00:25,830	00:28,728	246,39	10:14:30
3	07:42,890	10:48,048	00:31,083	00:26,182	00:29,364		10:22:13
4	01:46,727	00:24,019	00:28,813	00:25,439	00:28,456	247,33	10:24:00
5	01:45,152	00:23,727	00:28,251	00:24,963	00:28,211	249,23	10:25:45
6	01:44,997	00:23,475	00:28,285	00:24,938	00:28,299	244,53	10:27:30
7	01:43,919	00:23,759	00:27,922	00:24,497	00:27,741	249,23	10:29:14
8	PIT	00:23,633	00:28,316	00:26,062	00:34,977	252,14	10:31:07

9		MONTERO, Aitor		AITOR MONTERO TEAM			
ESP		P.Vmax: 8				T. Ideal: 01:40,885	
Lap	Time	Sector 1	Sector 2	Sector 3	Sector 4	V.Max	Hour
1	START	01:23,936	00:28,032	00:24,766	00:28,306		10:12:43
2	01:44,008	00:23,744	00:27,747	00:24,753	00:27,764	257,14	10:14:27
3	07:41,204	10:50,410	00:27,700	00:24,510	00:27,632		10:22:08
4	01:41,665	00:23,109	00:27,162	00:24,172	00:27,222	255,12	10:23:50
5	01:41,861	00:23,411	00:27,017	00:24,209	00:27,224	257,14	10:25:32
6	01:41,275	00:23,200	00:26,710	00:24,059	00:27,306	257,14	10:27:13
7	01:42,987	00:23,006	00:26,628	00:24,827	00:28,526	261,29	10:28:56
8	01:42,121	00:23,432	00:26,658	00:24,029	00:28,002	260,24	10:30:38

11		GARCIA, Pablo		FCM			
ESP		P.Vmax: 38				T. Ideal: 01:45,813	
Lap	Time	Sector 1	Sector 2	Sector 3	Sector 4	V.Max	Hour
1	START	01:22,801	00:30,908	00:28,221	00:30,101		10:12:50
2	01:55,957	00:27,619	00:30,968	00:27,460	00:29,910	243,61	10:14:46
3	06:05,341	09:28,862	00:29,325	00:26,241	00:28,901		10:20:51
4	01:47,277	00:24,460	00:28,736	00:25,778	00:28,303	243,61	10:22:39
5	01:46,904	00:24,680	00:28,602	00:25,185	00:28,437	246,39	10:24:26
6	01:46,570	00:24,324	00:28,456	00:25,110	00:28,680	244,53	10:26:12
7	01:46,334	00:24,450	00:28,228	00:24,958	00:28,698	243,61	10:27:59
8	PIT	00:26,928	00:36,027	00:32,116	00:45,797	240,00	10:30:19

13		DE PASQUALE, F.		FCM			
		P.Vmax: 15				T. Ideal: 01:42,502	
Lap	Time	Sector 1	Sector 2	Sector 3	Sector 4	V.Max	Hour
1	START	00:31,135	00:35,380	00:29,078	00:30,840		10:12:05
2	01:50,110	00:25,042	00:30,329	00:26,333	00:28,406	243,61	10:13:55
3	07:24,778	09:53,674	00:30,687	00:27,768	00:29,192		10:21:19
4	01:45,137	00:23,511	00:28,477	00:24,950	00:28,199	251,16	10:23:05
5	01:44,508	00:23,105	00:28,121	00:25,334	00:27,948	257,14	10:24:49
6	NULL	00:23,302	00:27,704	00:24,441	00:27,861	257,14	10:26:32
7	PIT	00:23,351	00:28,119	00:24,864	00:36,467	254,12	10:28:25
8	03:52,515	02:23,740	00:28,730	00:26,549	00:33,496		10:32:18
9	01:46,328	00:23,629	00:28,960	00:25,658	00:28,081	257,14	10:34:04
10	01:42,691	00:23,143	00:27,490	00:24,518	00:27,540	254,12	10:35:47
11	02:03,200	00:23,031	00:27,596	00:43,811	00:28,762	255,12	10:37:50
12	01:43,041	00:23,400	00:27,569	00:24,448	00:27,624	255,12	10:39:33





Circuit Ricardo Tormo

COPA DE ESPAÑA DE VELOCIDAD 2023

ANALYSIS / SECTORS Ent. Cronometrado 1 SBK

14 SUEIRO, Andre ESP		ALMARACING					
		P.Vmax: 35				T. Ideal: 01:44,641	
Lap	Time	Sector 1	Sector 2	Sector 3	Sector 4	V.Max	Hour
1	START	11:28,807	00:34,250	00:28,884	00:30,243		10:23:00
2	01:50,950	00:25,527	00:29,705	00:26,592	00:29,126	243,61	10:24:51
3	NULL	00:27,531	00:28,864	00:25,634	00:28,590	250,19	10:26:42
4	NULL	00:24,104	00:28,312	00:25,382	00:28,502	247,33	10:28:28
5	01:46,150	00:23,972	00:28,133	00:25,401	00:28,644	248,28	10:30:14
6	01:44,641	00:23,687	00:27,947	00:24,884	00:28,123	248,28	10:31:59
7	PIT	00:24,254	00:29,509	00:33,579	00:44,953	249,23	10:34:11

15 JIMENEZ, Jose A. ESP		MDR					
		P.Vmax: 22				T. Ideal: 01:41,272	
Lap	Time	Sector 1	Sector 2	Sector 3	Sector 4	V.Max	Hour
1	START	01:28,148	00:28,161	00:25,877	00:29,362		10:12:50
2	01:44,962	00:23,601	00:27,753	00:24,901	00:28,707	251,16	10:14:35
3	09:31,176	12:28,698	00:28,900	00:42,178	00:27,910		10:24:06
4	01:42,527	00:23,245	00:27,479	00:24,312	00:27,491	251,16	10:25:48
5	01:42,978	00:23,025	00:28,091	00:24,262	00:27,600	253,13	10:27:31
6	01:42,763	00:23,160	00:27,263	00:24,408	00:27,932	253,13	10:29:14
7	02:00,532	00:23,505	00:39,545	00:27,071	00:30,411	254,12	10:31:15
8	01:41,767	00:23,195	00:27,441	00:23,970	00:27,161	252,14	10:32:56
9	01:46,148	00:22,978	00:29,812	00:25,283	00:28,075	255,12	10:34:43
10	01:52,714	00:31,756	00:27,900	00:24,801	00:28,257	253,13	10:36:35
11	01:41,826	00:23,287	00:27,163	00:24,045	00:27,331	253,13	10:38:17
12	PIT	00:24,227	00:28,864	00:25,198	00:34,551	254,12	10:40:10

16 SAEZ, Jael ESP		FCM					
		P.Vmax: 33				T. Ideal: 01:47,011	
Lap	Time	Sector 1	Sector 2	Sector 3	Sector 4	V.Max	Hour
1	START	13:21,471	00:30,747	00:27,244	00:29,610		10:24:47
2	01:48,172	00:24,793	00:28,916	00:25,524	00:28,939	224,22	10:26:35
3	01:48,272	00:24,400	00:29,000	00:25,778	00:29,094	239,11	10:28:24
4	PIT	00:24,975	00:28,148	00:27,614	00:39,783	251,16	10:30:24

17 DIAZ, Samuel ESP		TECNIRACING					
		P.Vmax: 15				T. Ideal: 01:37,486	
Lap	Time	Sector 1	Sector 2	Sector 3	Sector 4	V.Max	Hour
1	START	00:24,403	00:27,230	00:28,021	00:31,416		10:11:49
2	01:40,323	00:22,659	00:26,854	00:24,180	00:26,630	257,14	10:13:30
3	07:39,374	09:53,397	00:27,449	00:23,425	00:26,496		10:21:09
4	01:38,270	00:22,154	00:26,612	00:23,231	00:26,273	254,12	10:22:47
5	01:38,457	00:22,174	00:26,208	00:23,584	00:26,491	254,12	10:24:26
6	01:37,949	00:22,173	00:26,075	00:23,286	00:26,415	256,13	10:26:04
7	01:37,842	00:22,008	00:25,974	00:23,338	00:26,522	254,12	10:27:41
8	01:38,645	00:22,115	00:26,095	00:23,926	00:26,509	254,12	10:29:20
9	01:38,559	00:22,159	00:26,128	00:23,415	00:26,857	253,13	10:30:59
10	01:39,797	00:22,908	00:26,317	00:23,289	00:27,283	255,12	10:32:38
11	01:40,720	00:23,019	00:27,284	00:23,563	00:26,854	251,16	10:34:19
12	PIT	00:22,171	00:26,034	00:23,801	00:37,700	255,12	10:36:09

18 ROMERO, Javier ESP		FCM					
		P.Vmax: 19				T. Ideal: 01:44,595	
Lap	Time	Sector 1	Sector 2	Sector 3	Sector 4	V.Max	Hour
1	START	00:31,658	00:33,691	00:27,836	00:29,062		10:12:00
2	01:47,394	00:24,659	00:28,652	00:25,467	00:28,616	252,14	10:13:48
3	07:50,795	10:15,142	00:29,457	00:26,310	00:29,527		10:21:39
4	01:45,325	00:24,156	00:27,932	00:25,192	00:28,045	255,12	10:23:24
5	01:47,869	00:23,754	00:28,201	00:25,755	00:30,159	254,12	10:25:12

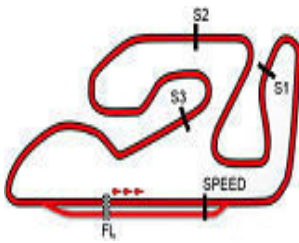
19 GARCIA, Manuel ESP		FCM					
		P.Vmax: 28				T. Ideal: 01:48,196	
Lap	Time	Sector 1	Sector 2	Sector 3	Sector 4	V.Max	Hour
1	START	00:34,342	00:33,514	00:29,039	00:31,661		10:12:07
2	01:51,840	00:25,580	00:29,751	00:26,840	00:29,669	239,11	10:13:59
3	07:23,241	09:53,088	00:30,838	00:28,118	00:31,593		10:21:22
4	01:54,342	00:25,809	00:30,821	00:27,370	00:30,342	225,78	10:23:16
5	01:54,494	00:26,412	00:30,439	00:27,669	00:29,974	228,17	10:25:11
6	01:52,892	00:25,961	00:29,819	00:26,752	00:30,360	236,50	10:27:03
7	01:52,690	00:25,853	00:29,843	00:27,042	00:29,952	235,64	10:28:56
8	01:50,739	00:25,496	00:29,727	00:26,366	00:29,150	229,79	10:30:47
9	01:49,393	00:25,340	00:29,052	00:26,051	00:28,950	234,78	10:32:36
10	01:48,705	00:24,984	00:28,911	00:25,829	00:28,981	245,45	10:34:25
11	01:48,765	00:24,759	00:28,845	00:26,281	00:28,880	250,19	10:36:14
12	01:50,251	00:24,683	00:29,292	00:27,244	00:29,032	250,19	10:38:04
13	01:49,739	00:25,004	00:29,313	00:25,788	00:29,634	252,14	10:39:54

20 PEREZ, J. Manuel ESP		ANDIFER RACING TEAM					
		P.Vmax: 36				T. Ideal: 01:40,876	
Lap	Time	Sector 1	Sector 2	Sector 3	Sector 4	V.Max	Hour
1	START	01:16,660	00:28,780	00:25,457	00:27,831		10:12:37
2	01:43,054	00:23,275	00:27,757	00:24,240	00:27,782	244,53	10:14:20
3	07:01,814	10:03,350	00:27,612	00:24,317	00:28,317		10:21:22
4	01:43,052	00:23,166	00:27,170	00:24,576	00:28,140	245,45	10:23:05
5	01:42,182	00:23,160	00:27,413	00:23,905	00:27,704	249,23	10:24:47
6	01:41,949	00:23,194	00:27,072	00:24,156	00:27,527	246,39	10:26:29
7	01:42,078	00:23,385	00:26,872	00:24,054	00:27,767	248,28	10:28:11
8	01:41,221	00:23,167	00:26,890	00:23,814	00:27,350	245,45	10:29:52
9	01:40,948	00:23,107	00:26,798	00:23,621	00:27,422	246,39	10:31:33
10	PIT	00:25,674	00:32,336	00:29,965	00:37,178	245,45	10:33:38

21 NEIDHART, M. Josef ESP		BRITISH CARRERA TEAM					
		P.Vmax: 28				T. Ideal: 01:46,816	
Lap	Time	Sector 1	Sector 2	Sector 3	Sector 4	V.Max	Hour
1	START	01:30,456	00:29,858	00:26,973	00:29,354		10:12:55
2	01:50,135	00:24,430	00:29,030	00:27,717	00:28,958	249,23	10:14:45
3	07:01,824	10:24,419	00:29,814	00:25,725	00:28,642		10:21:47
4	01:47,444	00:24,612	00:28,682	00:25,302	00:28,848	251,16	10:23:34
5	01:47,462	00:24,395	00:29,099	00:25,325	00:28,643	237,36	10:25:22
6	01:47,454	00:24,463	00:28,719	00:25,664	00:28,608	252,14	10:27:09
7	PIT	00:24,471	00:28,511	00:25,399	00:39,131	251,16	10:29:07

22 BANDERAS, Eneko ESP		EBN22					
		P.Vmax: 19				T. Ideal: 01:42,248	
Lap	Time	Sector 1	Sector 2	Sector 3	Sector 4	V.Max	Hour
1	START	01:03,343	00:27,636	00:24,634	00:27,941		10:12:22
2	01:43,267	00:23,455	00:27,558	00:24,711	00:27,543	254,12	10:14:05
3	07:53,891	10:36,879	00:28,092	00:26,005	00:29,736		10:21:59
4	PIT	00:24,713	00:29,044	00:25,747	00:36,891	237,36	10:23:55
5	02:05,314	00:45,151	00:27,835	00:24,484	00:27,844		10:26:01
6	01:42,271	00:22,974	00:27,427	00:24,446	00:27,424	255,12	10:27:43





Circuit Ricardo Tormo

COPA DE ESPAÑA DE VELOCIDAD 2023

ANALYSIS / SECTORS Ent. Cronometrado 1 SBK

7	01:43,134	00:22,951	00:27,604	00:24,799	00:27,780	252,14	10:29:26
8	PIT	00:23,491	00:27,878	00:25,020	00:41,863	254,12	10:31:24

23		CLAPES, Alex		CF.MG RACING TEAM			
ESP		P.Vmax: 38				T. Ideal: 01:50,001	
Lap	Time	Sector 1	Sector 2	Sector 3	Sector 4	V.Max	Hour
1	START	00:34,897	00:33,862	00:29,603	00:31,423		10:12:08
2	01:56,892	00:26,150	00:31,408	00:28,042	00:31,292	240,89	10:14:05
3	07:16,521	09:51,505	00:31,723	00:28,603	00:31,367		10:21:21
4	01:54,600	00:26,016	00:30,705	00:27,568	00:30,311	242,70	10:23:16
5	01:54,047	00:26,087	00:30,113	00:27,101	00:30,746	240,00	10:25:10
6	01:52,857	00:25,690	00:30,040	00:26,665	00:30,462	242,70	10:27:03
7	01:53,047	00:25,695	00:30,175	00:27,384	00:29,793	239,11	10:28:56
8	01:52,676	00:25,369	00:30,768	00:26,820	00:29,719	241,79	10:30:49
9	01:50,020	00:24,959	00:29,506	00:26,355	00:29,200	244,53	10:32:39
10	01:50,910	00:24,940	00:29,550	00:26,576	00:29,844	244,53	10:34:29
11	PIT	00:25,815	00:30,093	00:27,251	00:42,247	239,11	10:36:35

24		PINTO, Jose Carlos		TCM			
ESP		P.Vmax: 22				T. Ideal: 01:43,779	
Lap	Time	Sector 1	Sector 2	Sector 3	Sector 4	V.Max	Hour
1	START	01:49,901	00:30,062	00:27,320	00:29,482		10:13:15
2	08:22,680	10:14,366	00:29,333	00:26,544	00:29,202		10:21:38
3	01:44,828	00:23,402	00:28,147	00:25,065	00:28,214	255,12	10:23:22
4	01:49,091	00:23,865	00:27,962	00:26,817	00:30,447	254,12	10:25:11
5	01:46,635	00:24,910	00:28,697	00:24,607	00:28,421	250,19	10:26:58
6	01:48,115	00:24,554	00:28,871	00:25,694	00:28,996	252,14	10:28:46
7	01:44,943	00:23,945	00:27,959	00:24,895	00:28,144	253,13	10:30:31
8	01:44,760	00:24,145	00:27,992	00:24,845	00:27,978	255,12	10:32:16
9	PIT	00:25,201	00:29,496	00:25,501	00:39,321	254,12	10:34:15

27		FERNANDEZ, Oscar		ALMA RACING TEAM			
ESP		P.Vmax: 15				T. Ideal: 01:40,199	
Lap	Time	Sector 1	Sector 2	Sector 3	Sector 4	V.Max	Hour
1	START	01:15,811	00:29,105	00:24,784	00:28,026		10:12:36
2	01:43,196	00:22,842	00:27,491	00:24,766	00:28,097	254,12	10:14:19
3	07:18,118	10:18,915	00:27,834	00:24,244	00:28,047		10:21:37
4	PIT	00:22,538	00:27,061	00:24,783	00:33,570	256,13	10:23:25
5	02:01,042	00:41,492	00:27,108	00:24,890	00:27,552		10:25:26
6	PIT	00:22,440	00:26,770	00:24,619	00:32,953	254,12	10:27:13
7	03:19,131	01:57,953	00:27,728	00:25,982	00:27,468		10:30:32
8	01:40,646	00:22,707	00:26,913	00:23,888	00:27,138	252,14	10:32:13
9	01:40,461	00:22,619	00:26,853	00:23,859	00:27,130	256,13	10:33:53
10	PIT	00:24,817	00:28,324	00:25,130	00:35,299	257,14	10:35:47
11	03:29,248	02:07,833	00:28,351	00:24,787	00:28,277		10:39:16

28		ERSEK, Daniel		AM39 MOTOSPORT			
HUN		P.Vmax: 3				T. Ideal: 01:39,871	
Lap	Time	Sector 1	Sector 2	Sector 3	Sector 4	V.Max	Hour
1	START	00:36,262	00:31,156	00:26,748	00:27,947		10:12:00
2	01:40,851	00:23,051	00:26,732	00:23,546	00:27,522	256,13	10:13:41
3	07:52,649	10:13,456	00:28,232	00:25,934	00:27,991		10:21:34
4	01:41,845	00:23,273	00:26,692	00:23,795	00:28,085	263,41	10:23:16
5	01:40,342	00:22,639	00:26,827	00:23,882	00:26,994	258,17	10:24:56
6	PIT	00:22,993	00:28,967	00:26,440	00:40,752	261,29	10:26:55
7	02:08,837	00:49,704	00:27,276	00:24,176	00:27,681		10:29:04
8	01:43,018	00:22,785	00:26,980	00:25,244	00:28,009	259,20	10:30:47
9	01:44,135	00:22,816	00:28,371	00:24,878	00:28,070	258,17	10:32:31
10	01:41,338	00:23,116	00:26,917	00:24,209	00:27,096	259,20	10:34:12
11	PIT	00:23,367	00:29,107	00:26,082	00:40,637	259,20	10:36:12

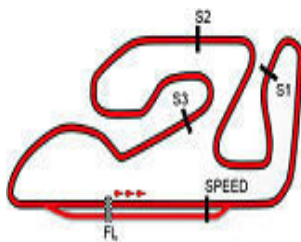
31		CENISERGUE, David		ESP			
ESP		P.Vmax: 15				T. Ideal: 01:44,306	
Lap	Time	Sector 1	Sector 2	Sector 3	Sector 4	V.Max	Hour
1	START	01:09,693	00:29,687	00:25,724	00:28,421		10:12:32
2	01:47,265	00:24,584	00:28,161	00:25,453	00:29,067	249,23	10:14:19
3	07:36,488	10:30,807	00:30,490	00:27,088	00:28,893		10:21:55
4	01:45,406	00:24,053	00:28,077	00:25,216	00:28,060	249,23	10:23:41
5	01:46,437	00:24,178	00:28,339	00:25,118	00:28,802	252,14	10:25:27
6	01:45,829	00:23,968	00:28,383	00:25,074	00:28,404	254,12	10:27:13
7	01:45,666	00:23,964	00:28,309	00:25,061	00:28,332	252,14	10:28:59
8	01:46,429	00:23,999	00:28,800	00:25,494	00:28,136	257,14	10:30:45
9	PIT	00:24,280	00:28,769	00:25,506	00:35,941	253,13	10:32:40
10	03:18,234	01:54,257	00:29,485	00:26,557	00:27,935		10:35:58
11	01:44,638	00:23,634	00:27,676	00:25,171	00:28,157	251,16	10:37:43
12	01:46,365	00:24,307	00:28,352	00:25,093	00:28,613	251,16	10:39:29

35		HENRIQUEZ, Joel A.		TCM			
ESP		P.Vmax: 28				T. Ideal: 01:46,841	
Lap	Time	Sector 1	Sector 2	Sector 3	Sector 4	V.Max	Hour
1	START	03:07,146	00:40,016	00:30,597	00:32,892		10:14:49
2	07:10,024	10:29,643	00:31,339	00:29,259	00:30,434		10:21:59
3	01:50,433	00:25,438	00:29,840	00:26,154	00:29,001	248,28	10:23:49
4	01:48,064	00:24,166	00:29,105	00:26,297	00:28,496	249,23	10:25:37
5	01:47,524	00:23,965	00:29,240	00:25,768	00:28,551	252,14	10:27:25
6	01:46,941	00:23,737	00:29,188	00:25,533	00:28,483	248,28	10:29:12
7	PIT	00:23,969	00:29,088	00:27,200	00:38,215	248,28	10:31:10

36		SORIANO, Yousef		I+DENT			
ESP		P.Vmax: 12				T. Ideal: 01:42,933	
Lap	Time	Sector 1	Sector 2	Sector 3	Sector 4	V.Max	Hour
1	START	02:14,700	00:30,500	00:27,069	00:29,008		10:13:39
2	08:02,915	10:20,454	00:28,844	00:26,197	00:28,697		10:21:42
3	01:45,794	00:23,858	00:28,005	00:25,738	00:28,193	253,13	10:23:28
4	PIT	00:23,746	00:27,891	00:25,450	00:37,093	254,12	10:25:22
5	02:12,909	00:51,194	00:28,229	00:25,356	00:28,130		10:27:35
6	01:47,439	00:26,254	00:27,873	00:25,218	00:28,094	253,13	10:29:23
7	01:44,101	00:23,554	00:27,743	00:24,902	00:27,902	255,12	10:31:07
8	01:43,657	00:23,392	00:27,660	00:24,756	00:27,849	255,12	10:32:50
9	01:43,388	00:23,372	00:27,459	00:24,597	00:27,960	256,13	10:34:34
10	01:43,198	00:23,208	00:27,685	00:24,636	00:27,669	257,14	10:36:17
11	01:47,278	00:23,473	00:28,293	00:26,651	00:28,861	256,13	10:38:04
12	01:53,302	00:24,952	00:29,261	00:26,573	00:32,516	258,17	10:39:58

38		NESBAKKEN, Ola		YAMAHA TEAM SCANDINA			
ESP		P.Vmax: 5				T. Ideal: 01:39,614	
Lap	Time	Sector 1	Sector 2	Sector 3	Sector 4	V.Max	Hour
1	START	00:25,142	00:27,541	00:25,766	00:31,678		10:11:48
2	01:41,943	00:23,324	00:26,912	00:24,308	00:27,399	260,24	10:13:30
3	07:49,936	10:02,514	00:27,093	00:24,174	00:28,225		10:21:20
4	01:41,682	00:23,035	00:27,770	00:23,788	00:27,089	259,20	10:23:02
5	01:40,829	00:22,847	00:26,601	00:24,339	00:27,042	259,20	10:24:43
6	01:41,494	00:22,401	00:26,628	00:25,184	00:27,281	259,20	10:26:24
7	01:39,720	00:22,364	00:26,574	00:23,661	00:27,121	258,17	10:28:04
8	01:40,916	00:22,474	00:27,059	00:24,116	00:27,267	260,24	10:29:45
9	01:39,928	00:22,460	00:26,622	00:23,654	00:27,192	258,17	10:31:25
10	01:39,829	00:22,433	00:26,580	00:23,678	00:27,138	260,24	10:33:05
11	01:43,441	00:22,479	00:26,639	00:25,452	00:28,871	260,24	10:34:48
12	01:39,833	00:22,433	00:26,554	00:23,747	00:27,099	261,29	10:36:28
13	01:40,628	00:22,502	00:26,786	00:23,837	00:27,503	260,24	10:38:08





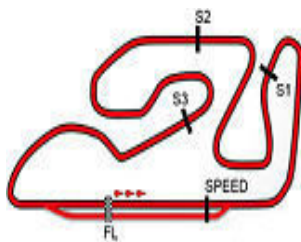
Circuit Ricardo Tormo

COPA DE ESPAÑA DE VELOCIDAD 2023

ANALYSIS / SECTORS Ent. Cronometrado 1 SBK

41 ROPERO, Daniel								51 GALLEGO, Victor							
ANDIFER RACING TEAM								I+DENT RACING TEAM							
ESP P.Vmax: 11 T. Ideal: 01:45,230								ESP P.Vmax: 9 T. Ideal: 01:40,805							
Lap	Time	Sector 1	Sector 2	Sector 3	Sector 4	V.Max	Hour	Lap	Time	Sector 1	Sector 2	Sector 3	Sector 4	V.Max	Hour
14	PIT	00:24,804	00:29,040	00:26,044	00:37,864	254,12	10:40:06	12	01:44,098	00:23,500	00:28,157	00:24,669	00:27,772	257,14	10:39:16
1	START	01:33,865	00:31,387	00:27,754	00:30,089		10:13:01	1	START	01:56,878	00:29,247	00:25,795	00:27,966		10:13:18
2	08:57,622	10:35,265	00:29,383	00:26,037	00:30,032		10:21:59	2	09:07,268	11:06,061	00:28,631	00:24,838	00:27,624		10:22:25
3	01:47,912	00:24,480	00:28,958	00:25,814	00:28,660	253,13	10:23:47	3	01:41,127	00:22,770	00:27,081	00:24,257	00:27,019	256,13	10:24:06
4	01:48,209	00:24,756	00:28,769	00:25,767	00:28,917	250,19	10:25:35	4	01:42,079	00:22,859	00:27,525	00:24,398	00:27,297	260,24	10:25:48
5	01:47,322	00:24,510	00:28,877	00:25,499	00:28,436	252,14	10:27:22	5	01:41,661	00:23,066	00:27,160	00:24,127	00:27,308	258,17	10:27:30
6	01:46,919	00:24,132	00:28,429	00:25,454	00:28,904	252,14	10:29:09	6	01:41,603	00:22,867	00:27,143	00:24,248	00:27,345	258,17	10:29:12
7	01:48,213	00:24,585	00:29,340	00:25,643	00:28,645	252,14	10:30:57	7	PIT	00:22,919	00:27,748	00:24,340	00:37,168	257,14	10:31:04
8	01:46,262	00:24,629	00:28,408	00:25,118	00:28,107	253,13	10:32:44	8	03:33,062	02:11,586	00:28,437	00:24,967	00:28,072		10:34:37
9	01:46,061	00:24,009	00:28,252	00:25,246	00:28,554	255,12	10:34:30	9	01:41,425	00:22,817	00:27,110	00:24,498	00:27,000	258,17	10:36:18
10	01:45,253	00:23,967	00:28,163	00:24,993	00:28,130	259,20	10:36:15	10	01:42,122	00:22,664	00:27,014	00:25,116	00:27,328	260,24	10:38:01
11	01:47,562	00:23,982	00:28,986	00:26,346	00:28,248	254,12	10:38:03	11	01:42,201	00:22,680	00:27,019	00:24,627	00:27,875	258,17	10:39:43
12	PIT	00:24,319	00:28,734	00:25,382	00:37,228	253,13	10:39:58								
42 ESTANY, Andreu								53 NADIEIEVA, Iryna							
FR MOTO RACING TEAM								BRITISH CARRERA TEAM							
ESP P.Vmax: 33 T. Ideal: 01:52,462								ESP P.Vmax: 12 T. Ideal: 01:43,301							
Lap	Time	Sector 1	Sector 2	Sector 3	Sector 4	V.Max	Hour	Lap	Time	Sector 1	Sector 2	Sector 3	Sector 4	V.Max	Hour
1	START	00:47,369	00:33,789	00:30,006	00:32,405		10:12:22	1	START	02:28,683	00:28,708	00:25,748	00:28,117		10:13:49
2	01:58,479	00:26,104	00:31,988	00:28,797	00:31,590	244,53	10:14:20	2	07:44,081	10:10,659	00:30,034	00:26,253	00:28,391		10:21:33
3	08:15,829	11:03,333	00:32,614	00:29,574	00:32,356		10:22:36	3	01:45,309	00:23,988	00:27,993	00:25,542	00:27,786	253,13	10:23:19
4	01:56,881	00:27,128	00:31,647	00:27,523	00:30,583	246,39	10:24:33	4	01:49,188	00:24,155	00:29,394	00:26,996	00:28,643	253,13	10:25:08
5	01:54,871	00:26,228	00:30,985	00:27,057	00:30,601	247,33	10:26:28	5	01:44,767	00:23,490	00:27,796	00:25,235	00:28,246	254,12	10:26:53
6	01:55,309	00:25,719	00:30,824	00:27,308	00:31,458	248,28	10:28:23	6	01:46,431	00:24,900	00:27,929	00:25,302	00:28,300	253,13	10:28:39
7	01:54,443	00:26,091	00:30,474	00:27,526	00:30,352	231,43	10:30:18	7	01:44,349	00:24,051	00:27,624	00:24,915	00:27,759	248,28	10:30:24
8	01:52,957	00:26,057	00:30,631	00:26,473	00:29,796	240,00	10:32:10	8	01:45,515	00:23,621	00:27,577	00:26,186	00:28,131	258,17	10:32:09
9	PIT	00:39,135	00:31,604	00:26,652	01:22,205	251,16	10:35:10	9	01:43,918	00:23,545	00:27,617	00:25,112	00:27,644	254,12	10:33:53
								10	01:45,005	00:23,558	00:27,777	00:25,752	00:27,918	256,13	10:35:38
								11	01:44,815	00:23,754	00:28,172	00:25,069	00:27,820	255,12	10:37:23
								12	01:43,718	00:23,169	00:27,822	00:25,087	00:27,640	253,13	10:39:06
43 PEREZ, David								58 GONZALEZ, Daniel							
ESP P.Vmax: 9 T. Ideal: 01:43,343								FCMM P.Vmax: 2 T. Ideal: 01:36,308							
Lap	Time	Sector 1	Sector 2	Sector 3	Sector 4	V.Max	Hour	Lap	Time	Sector 1	Sector 2	Sector 3	Sector 4	V.Max	Hour
1	START	01:37,597	00:30,027	00:27,045	00:29,466		10:13:02	1	START	00:49,696	00:28,522	00:24,963	00:26,529		10:12:08
2	08:45,737	10:26,144	00:29,662	00:25,993	00:28,073		10:21:48	2	PIT	00:23,145	00:26,430	00:26,712	00:37,241	261,29	10:14:01
3	NULL	00:23,593	00:28,515	00:25,718	00:28,261	257,14	10:23:34	3	07:05,142	05:47,064	00:27,345	00:24,032	00:26,701		10:21:07
4	01:44,081	00:23,129	00:27,830	00:25,057	00:28,065	255,12	10:25:18	4	01:37,078	00:22,069	00:25,916	00:23,113	00:25,980	259,20	10:22:44
5	01:45,229	00:23,497	00:27,929	00:25,096	00:28,707	255,12	10:27:03	5	01:38,746	00:21,887	00:26,702	00:23,955	00:26,202	262,35	10:24:22
6	01:45,193	00:23,502	00:28,605	00:25,203	00:27,883	258,17	10:28:49	6	01:36,654	00:21,891	00:25,703	00:22,948	00:26,112	262,35	10:25:59
7	01:43,996	00:23,396	00:27,697	00:25,381	00:27,522	253,13	10:30:33	7	01:36,395	00:21,887	00:25,790	00:22,826	00:25,892	261,29	10:27:35
8	01:47,999	00:26,060	00:28,406	00:25,669	00:27,864	260,24	10:32:21	8	01:38,275	00:22,020	00:25,828	00:23,049	00:27,378	265,57	10:29:14
9	PIT	00:23,331	00:28,033	00:24,995	00:37,752	257,14	10:34:15	9	PIT	00:25,670	00:28,685	00:24,884	00:35,887	264,49	10:31:09
10	03:43,521	02:17,262	00:30,457	00:27,570	00:28,232		10:37:58								
11	01:44,279	00:23,555	00:27,893	00:25,055	00:27,776	253,13	10:39:42								
45 RUIZ, Balbino								61 RODRIGUEZ, Felix							
FCMM P.Vmax: 5 T. Ideal: 01:42,751								SPORTBIKE 61 P.Vmax: 12 T. Ideal: 01:40,898							
Lap	Time	Sector 1	Sector 2	Sector 3	Sector 4	V.Max	Hour	Lap	Time	Sector 1	Sector 2	Sector 3	Sector 4	V.Max	Hour
1	START	00:41,549	00:33,428	00:29,538	00:29,116		10:12:12	1	START	02:08,954	00:28,166	00:24,839	00:27,509		10:13:28
2	01:51,312	00:24,519	00:29,874	00:27,591	00:29,328	258,17	10:14:03	2	PIT	22:00,302	00:30,169	00:24,674	00:36,053		10:33:29
3	07:30,531	10:09,822	00:31,121	00:26,328	00:28,203		10:21:34	3	05:09,530	03:49,785	00:27,324	00:25,090	00:27,331		10:38:39
4	01:45,441	00:24,247	00:28,241	00:25,224	00:27,729	253,13	10:23:19	4	01:40,898	00:23,048	00:26,875	00:23,952	00:27,023	258,17	10:40:20
5	01:49,469	00:24,216	00:29,215	00:27,037	00:29,001	259,20	10:25:09								
6	01:44,660	00:23,706	00:27,705	00:24,923	00:28,326	261,29	10:26:53								
7	NULL	00:24,693	00:28,001	00:25,311	00:28,007	258,17	10:28:39								
8	01:42,920	00:23,194	00:27,486	00:24,747	00:27,493	259,20	10:30:22								
9	PIT	00:23,773	00:27,991	00:24,578	00:35,462	261,29	10:32:14								
10	03:28,954	01:50,661	00:32,097	00:36,721	00:29,475		10:35:43								
11	01:49,486	00:23,707	00:31,934	00:25,663	00:28,182	257,14	10:37:32								
63 MARTINEZ, Oscar A.								63 MARTINEZ, Oscar A.							
ESP P.Vmax: 22 T. Ideal: 01:43,236								OTIS RACING TEAM P.Vmax: 22 T. Ideal: 01:43,236							
Lap	Time	Sector 1	Sector 2	Sector 3	Sector 4	V.Max	Hour	Lap	Time	Sector 1	Sector 2	Sector 3	Sector 4	V.Max	Hour
1	START	15:02,278	00:30,034	00:26,860	00:28,643		10:26:26	1	START	15:02,278	00:30,034	00:26,860	00:28,643		10:26:26
2	01:45,817	00:23,744	00:28,169	00:25,179	00:28,725	254,12	10:28:12	2	01:45,817	00:23,744	00:28,169	00:25,179	00:28,725	254,12	10:28:12
3	01:43,856	00:23,500	00:27,709	00:24,871	00:27,776	245,45	10:29:56	3	01:43,856	00:23,500	00:27,709	00:24,871	00:27,776	245,45	10:29:56





Circuit Ricardo Tormo

COPA DE ESPAÑA DE VELOCIDAD 2023

ANALYSIS / SECTORS Ent. Cronometrado 1 SBK

4	01:43,572	00:23,414	00:27,607	00:24,784	00:27,767	255,12	10:31:39
5	01:43,605	00:23,663	00:27,727	00:24,702	00:27,513	253,13	10:33:23
6	PIT	00:28,011	00:33,119	00:35,606	00:38,283	253,13	10:35:38

117	GRANDE, Javier ESP	FCMM				V.Max	Hour
		P.Vmax: 22		T. Ideal: 01:41,448			
Lap Time	Sector 1	Sector 2	Sector 3	Sector 4	V.Max	Hour	
1	START	01:09,840	00:29,763	00:25,736	00:28,534		10:12:32
2	01:42,467	00:23,781	00:27,274	00:24,399	00:27,013	252,14	10:14:14
3	07:13,255	10:09,485	00:28,227	00:24,714	00:27,169		10:21:28
4	01:41,929	00:23,217	00:27,271	00:24,320	00:27,121	254,12	10:23:10
5	PIT	00:22,988	00:27,127	00:24,664	00:36,234	252,14	10:25:01

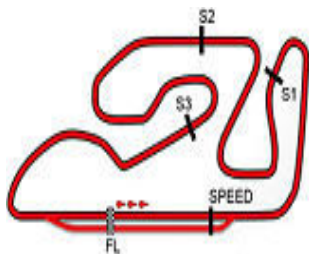
66	NOLASCO, David ESP	CF.MG RACING TEAM				V.Max	Hour
		P.Vmax: 40		T. Ideal: 01:51,722			
Lap Time	Sector 1	Sector 2	Sector 3	Sector 4	V.Max	Hour	
1	START	00:34,026	00:33,530	00:29,118	00:31,836		10:12:07
2	01:58,015	00:26,851	00:31,333	00:28,179	00:31,652	232,26	10:14:05
3	07:17,631	09:52,843	00:31,133	00:28,543	00:31,637		10:21:22
4	01:55,531	00:25,983	00:31,040	00:27,147	00:31,361	233,09	10:23:18
5	01:53,647	00:25,891	00:29,933	00:27,267	00:30,556	233,94	10:25:11
6	01:54,067	00:26,123	00:30,062	00:26,544	00:31,338	225,00	10:27:06
7	01:52,895	00:25,238	00:29,712	00:26,777	00:31,168	231,43	10:28:58
8	PIT	00:25,856	00:30,091	00:26,906	00:41,052	231,43	10:31:02
9	03:49,166	02:19,006	00:30,324	00:28,012	00:31,824		10:34:51
10	01:54,640	00:25,748	00:30,564	00:27,005	00:31,323	225,78	10:36:46
11	01:52,363	00:25,440	00:29,385	00:26,747	00:30,791	222,68	10:38:38
12	01:53,999	00:25,237	00:30,050	00:27,336	00:31,376	231,43	10:40:32

73	PASTOR, Antonio ESP	TPRBALLESTASGRANVIAG				V.Max	Hour
		P.Vmax: 22		T. Ideal: 01:44,775			
Lap Time	Sector 1	Sector 2	Sector 3	Sector 4	V.Max	Hour	
1	START	00:29,051	00:29,855	00:26,756	00:28,893		10:11:53
2	01:47,444	00:24,582	00:28,917	00:25,415	00:28,530	252,14	10:13:40
3	07:10,818	09:27,142	00:29,643	00:26,764	00:29,268		10:20:51
4	01:47,283	00:24,208	00:28,998	00:25,446	00:28,631	246,39	10:22:38
5	01:46,997	00:24,335	00:28,645	00:25,326	00:28,691	248,28	10:24:25
6	01:46,099	00:23,926	00:28,505	00:25,225	00:28,443	248,28	10:26:11
7	01:45,900	00:23,836	00:28,316	00:25,316	00:28,432	250,19	10:27:57
8	PIT	00:24,089	00:30,928	00:29,353	00:40,024	248,28	10:30:02
9	04:03,147	02:39,185	00:29,364	00:25,642	00:28,956		10:34:05
10	01:45,078	00:23,627	00:28,107	00:25,126	00:28,218	254,12	10:35:50
11	01:46,951	00:24,453	00:28,416	00:25,343	00:28,739	251,16	10:37:37
12	01:45,419	00:24,090	00:28,200	00:24,823	00:28,306	248,28	10:39:22

87	DANDREA, Jonathan ESP	TEAM GPMOTOS VALENC				V.Max	Hour
		P.Vmax: 37		T. Ideal: 01:42,362			
Lap Time	Sector 1	Sector 2	Sector 3	Sector 4	V.Max	Hour	
1	START	01:14,754	00:30,162	00:25,860	00:28,703		10:12:38
2	01:43,294	00:23,591	00:27,510	00:24,481	00:27,712	242,70	10:14:21
3	07:04,262	10:06,877	00:27,801	00:24,359	00:27,998		10:21:25
4	01:43,614	00:23,175	00:28,533	00:24,206	00:27,700	241,79	10:23:09
5	01:43,154	00:23,190	00:27,654	00:24,440	00:27,870	240,89	10:24:52
6	01:42,694	00:23,437	00:27,445	00:24,042	00:27,770	241,79	10:26:35
7	PIT	00:23,489	00:28,809	00:25,410	00:41,154	241,79	10:28:33

96	MORALES, Paco ESP	BRITISH CARRERA TEAM				V.Max	Hour
		P.Vmax: 19		T. Ideal: 01:38,728			
Lap Time	Sector 1	Sector 2	Sector 3	Sector 4	V.Max	Hour	
1	START	01:53,391	00:28,732	00:25,176	00:26,988		10:13:12
2	09:08,770	11:03,657	00:28,286	00:24,428	00:26,686		10:22:21
3	01:38,867	00:22,432	00:26,557	00:23,599	00:26,279	254,12	10:24:00
4	PIT	00:22,805	00:27,762	00:24,501	00:32,965	256,13	10:25:48
5	03:04,790	01:46,192	00:27,682	00:24,412	00:26,504		10:28:53
6	PIT	00:22,464	00:26,509	00:23,544	00:33,249	255,12	10:30:39
7	03:06,397	01:48,075	00:27,273	00:24,433	00:26,616		10:33:45
8	01:39,066	00:22,431	00:26,599	00:23,570	00:26,466	254,12	10:35:24
9	01:38,919	00:22,458	00:26,474	00:23,557	00:26,430	254,12	10:37:03
10	PIT	00:23,938	00:28,652	00:25,107	00:34,335	256,13	10:38:55

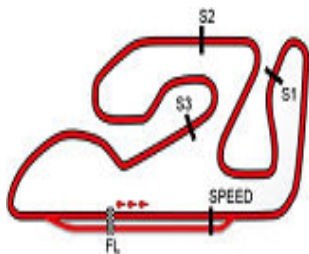




Circuit Ricardo Tormo
COPA DE ESPAÑA DE VELOCIDAD 2023
Velocidades máximas Ent. Cronometrado 1 SBK

Nombre	Equipo/Club	Vehículo	Mejores 5 velocidades máximas					Media	Max.
2 ZUCCONI, Gianfranco	MES COMPETICIO	YAMAHA	273,4	260,2	258,2	255,1	255,1	260,4	273,4
58 GONZALEZ, Daniel	FCMM		265,6	264,5	262,3	262,3	261,3	263,2	265,6
28 ERSEK, Daniel	AM39 MOTOSPORT	HONDA	263,4	261,3	259,2	259,2	259,2	260,5	263,4
4 ARTIME, Javier	PROMORACING TEAM	YAMAHA	263,4	260,2	259,2	259,2	259,2	260,3	263,4
3 HOLBROOK, S. Eva	BRITISH CARRERA TEAM	YAMAHA	262,3	260,2	259,2	258,2	258,2	259,6	262,3
45 RUIZ, Balbino	FCMM		261,3	261,3	259,2	259,2	258,2	259,8	261,3
38 NESBAKKEN, Ola	YAMAHA TEAM SCANDINA	YAMAHA	261,3	260,2	260,2	260,2	260,2	260,5	261,3
9 MONTERO, Aitor	AITOR MONTERO TEAM		261,3	260,2	257,1	257,1	257,1	258,6	261,3
43 PEREZ, David			260,2	258,2	257,1	257,1	255,1	257,6	260,2
51 GALLEGO, Victor	I+DENT RACING TEAM		260,2	260,2	258,2	258,2	258,2	259,0	260,2
41 ROPER, Daniel	ANDIFER RACING TEAM	YAMAHA	259,2	255,1	254,1	253,1	253,1	254,9	259,2
53 NADIEIEVA, Iryna	BRITISH CARRERA TEAM	YAMAHA	258,2	256,1	255,1	254,1	254,1	255,5	258,2
36 SORIANO, Yousef	I+DENT	YAMAHA	258,2	257,1	256,1	256,1	255,1	256,5	258,2
61 RODRIGUEZ, Felix	SPORTBIKE 61	KAWASAKI	258,2					258,2	258,2
31 CENISERGUE, David		YAMAHA	257,1	254,1	253,1	252,1	252,1	253,7	257,1
27 FERNANDEZ, Oscar	ALMA RACING TEAM	KAWASAKI	257,1	256,1	256,1	254,1	254,1	255,5	257,1
17 DIAZ, Samuel	TECNIRACING	YAMAHA	257,1	256,1	255,1	255,1	254,1	255,5	257,1
13 DE PASQUALE, F.	FCM		257,1	257,1	257,1	255,1	255,1	256,3	257,1
96 MORALES, Paco	BRITISH CARRERA TEAM	YAMAHA	256,1	256,1	255,1	254,1	254,1	255,1	256,1
18 ROMERO, Javier	FCM		256,1	256,1	255,1	254,1	254,1	255,1	256,1
24 PINTO, Jose Carlos	TCM	YAMAHA	255,1	255,1	254,1	254,1	253,1	254,3	255,1
22 BANDERAS, Eneko	EBN22		255,1	254,1	254,1	252,1	237,4	250,6	255,1
15 JIMENEZ, Jose A.	MDR		255,1	254,1	254,1	253,1	253,1	253,9	255,1
63 MARTINEZ, Oscar A.	OTIS RACING TEAM		255,1	254,1	253,1	253,1	245,5	252,2	255,1
117 GRANDE, Javier	FCMM		254,1	252,1	252,1			252,8	254,1
73 PASTOR, Antonio	TPRBALLESTASGRANVIA	KAWASAKI	254,1	252,1	251,2	250,2	248,3	251,2	254,1
5 NAVARRO, Raul	TEAM PELUSO	YAMAHA	253,1	252,1	252,1	252,1	250,2	251,9	253,1
19 GARCIA, Manuel	FCM		252,1	250,2	250,2	245,5	239,1	247,4	252,1
7 GARCIA, Juan Carlos		YAMAHA	252,1	249,2	249,2	247,3	246,4	248,9	252,1
21 NEIDHART, M. Josef	BRITISH CARRERA TEAM		252,1	251,2	251,2	249,2	237,4	248,2	252,1
35 HENRIQUEZ, Joel A.	TCM	YAMAHA	252,1	249,2	248,3	248,3	248,3	249,2	252,1
6 URENDA, Rafael	BRITISH CARRERA	YAMAHA	252,1					252,1	252,1
42 ESTANY, Andreu	FR MOTO RACING TEAM	YAMAHA	251,2	248,3	247,3	246,4	244,5	247,5	251,2
16 SAEZ, Jael			251,2	239,1	224,2			238,2	251,2
14 SUEIRO, Andre	ALMARACING	YAMAHA	250,2	249,2	248,3	248,3	247,3	248,7	250,2
20 PEREZ, J. Manuel	ANDIFER RACING TEAM	YAMAHA	249,2	248,3	246,4	246,4	245,5	247,1	249,2
11 GARCIA, Pablo	FCM		246,4	244,5	243,6	243,6	243,6	244,3	246,4
23 CLAPES, Alex	CF.MG RACING TEAM	KAWASAKI	244,5	244,5	242,7	242,7	241,8	243,2	244,5
87 DANDREA, Jonathan	TEAM GPMOTOS	YAMAHA	242,7	241,8	241,8	241,8	240,9	241,8	242,7
66 NOLASCO, David	CF.MG RACING TEAM		233,9	233,1	232,3	231,4	231,4	232,4	233,9





Circuit Ricardo Tormo
COPA DE ESPAÑA DE VELOCIDAD 2023

Mejores vueltas Ent. Cronometrado 1 SBK

Nombre	Equipo/Club	Vehículo	Mejores vueltas						Media
58 GONZALEZ, Daniel	FCMM		01:36,395	01:36,654	01:37,078	01:38,275	01:38,746	01:37,429	
17 DIAZ, Samuel	TECNIRACING	YAMAHA	01:37,842	01:37,949	01:38,270	01:38,457	01:38,559	01:38,215	
96 MORALES, Paco	BRITISH CARRERA TEAM	YAMAHA	01:38,867	01:38,919	01:39,066	03:04,790	03:06,397	02:13,607	
4 ARTIME, Javier	PROMORACING TEAM	YAMAHA	01:39,356	01:39,832	01:39,867	01:39,972	01:40,014	01:39,808	
38 NESBAKKEN, Ola	YAMAHA TEAM SCANDINA	YAMAHA	01:39,720	01:39,829	01:39,833	01:39,928	01:40,628	01:39,987	
28 ERSEK, Daniel	AM39 MOTOSPORT	HONDA	01:40,342	01:40,851	01:41,338	01:41,845	01:43,018	01:41,478	
27 FERNANDEZ, Oscar	ALMA RACING TEAM	KAWASAKI	01:40,461	01:40,646	01:43,196	02:01,042	03:19,131	02:04,895	
61 RODRIGUEZ, Felix	SPORTBIKE 61	KAWASAKI	01:40,898	05:09,530				03:25,214	
20 PEREZ, J. Manuel	ANDIFER RACING TEAM	YAMAHA	01:40,948	01:41,221	01:41,949	01:42,078	01:42,182	01:41,675	
51 GALLEGO, Victor	I+DENT RACING TEAM		01:41,127	01:41,425	01:41,603	01:41,661	01:42,079	01:41,579	
3 HOLBROOK, S. Eva	BRITISH CARRERA TEAM	YAMAHA	01:41,178	01:41,798	01:41,857	01:42,619	01:42,661	01:42,022	
9 MONTERO, Aitor	AITOR MONTERO TEAM		01:41,275	01:41,665	01:41,861	01:42,121	01:42,987	01:41,981	
15 JIMENEZ, Jose A.	MDR		01:41,767	01:41,826	01:42,527	01:42,763	01:42,978	01:42,372	
5 NAVARRO, Raul	TEAM PELUSO	YAMAHA	01:41,834	01:41,944	01:42,220	01:42,754	01:43,055	01:42,361	
117 GRANDE, Javier	FCMM		01:41,929	01:42,467	07:13,255			03:32,550	
22 BANDERAS, Eneko	EBN22		01:42,271	01:43,134	01:43,267	02:05,314	07:53,891	03:01,575	
13 DE PASQUALE, F.	FCM		01:42,691	01:43,041	01:43,308	01:44,508	01:45,137	01:43,737	
87 DANDREA, Jonathan	TEAM GPMOTOS	YAMAHA	01:42,694	01:43,154	01:43,294	01:43,614	07:04,262	02:47,403	
2 ZUCCONI, Gianfranco	MES COMPETICIO	YAMAHA	01:42,720	01:42,909	01:43,072	01:44,901	01:47,353	01:44,191	
45 RUIZ, Balbino	FCMM		01:42,920	01:44,098	01:44,660	01:45,441	01:46,012	01:44,626	
36 SORIANO, Yousef	I+DENT	YAMAHA	01:43,198	01:43,388	01:43,657	01:44,101	01:45,794	01:44,027	
63 MARTINEZ, Oscar A.	OTIS RACING TEAM		01:43,572	01:43,605	01:43,856	01:45,817		01:44,212	
53 NADIEIEVA, Iryna	BRITISH CARRERA TEAM	YAMAHA	01:43,718	01:43,918	01:44,349	01:44,767	01:44,815	01:44,313	
7 GARCIA, Juan Carlos		YAMAHA	01:43,919	01:44,997	01:45,152	01:46,727	01:48,675	01:45,894	
43 PEREZ, David			01:43,996	01:44,081	01:44,279	01:45,193	01:45,229	01:44,555	
31 CENISERGUE, David		YAMAHA	01:44,638	01:45,406	01:45,666	01:45,829	01:46,365	01:45,580	
14 SUEIRO, Andre	ALMARACING	YAMAHA	01:44,641	01:46,150	01:46,300	01:50,619	01:50,950	01:47,732	
24 PINTO, Jose Carlos	TCM	YAMAHA	01:44,760	01:44,828	01:44,943	01:46,635	01:48,115	01:45,856	
73 PASTOR, Antonio	TPRBALLESTASGRANVIA	KAWASAKI	01:45,078	01:45,419	01:45,900	01:46,099	01:46,951	01:45,889	
6 URENDA, Rafael	BRITISH CARRERA	YAMAHA	01:45,211					01:45,211	
41 ROPER, Daniel	ANDIFER RACING TEAM	YAMAHA	01:45,253	01:46,061	01:46,262	01:46,919	01:47,322	01:46,363	
18 ROMERO, Javier	FCM		01:45,325	01:45,592	01:45,729	01:46,047	01:47,394	01:46,017	
11 GARCIA, Pablo	FCM		01:46,334	01:46,570	01:46,904	01:47,277	01:55,957	01:48,608	
35 HENRIQUEZ, Joel A.	TCM	YAMAHA	01:46,941	01:47,524	01:48,064	01:50,433	07:10,024	02:52,597	
21 NEIDHART, M. Josef	BRITISH CARRERA TEAM		01:47,444	01:47,454	01:47,462	01:50,135	07:01,824	02:50,863	
16 SAEZ, Jael			01:48,172	01:48,272				01:48,222	
19 GARCIA, Manuel	FCM		01:48,705	01:48,765	01:49,393	01:49,739	01:50,251	01:49,370	
23 CLAPES, Alex	CF.MG RACING TEAM	KAWASAKI	01:50,020	01:50,910	01:52,676	01:52,857	01:53,047	01:51,902	
66 NOLASCO, David	CF.MG RACING TEAM		01:52,363	01:52,895	01:53,647	01:53,999	01:54,067	01:53,394	
42 ESTANY, Andreu	FR MOTO RACING TEAM	YAMAHA	01:52,957	01:54,443	01:54,871	01:55,309	01:56,881	01:54,892	

