

## PreMoto3/Promo3 ESBK MOTORLAND ARAGÓN Entrenamiento Cronometrado

### Clasificación

Nº	Piloto	Nac	Equipo	Moto	Neum. Cl.	Tiempo	Vlt.	Total	Dif.	Km/h
1	11 DAVID GONZALEZ	ESP	CUNA DE CAMPEONES	MIR RACING	DUNLOP PreMoto3	2:05.625	8	12	-	145.5
2	54 JESUS RIOS	ESP	MRE TALENT	BEON	DUNLOP PreMoto3	2:06.212	10	11	+0.587	144.8
3	34 EITAN G. GRAS	URU	QRG MOTORRACIN	BEON	DUNLOP PreMoto3	2:06.497	9	11	+0.872	144.5
4	33 ENZO HOARAU	FRA	BS RACING	BEON	DUNLOP PreMoto3	2:07.035	8	9	+1.410	143.9
5	17 PEDRO ALOMAR	ESP	IGAXTEAM	BEON	DUNLOP PreMoto3	2:07.102	12	12	+1.477	143.8
6	18 PABLO OLIVARES	ESP	GMFUEL VRC TEAM	MIR RACING	DUNLOP PreMoto3	2:07.149	8	10	+1.524	143.7
7	45 ALEX LONGARELA	ESP	IGAXTEAM	BEON	DUNLOP PreMoto3	2:07.623	10	11	+1.998	143.2
8	71 CARLOS CANO	ESP	H43 TEAM-NOBBY	BEON	DUNLOP PreMoto3	2:07.728	12	12	+2.103	143.1
9	15 MARTIM M. RAMOS	POR	TRT TEAM	BEON	DUNLOP PreMoto3	2:08.276	5	5	+2.651	142.5
10	77 KERMAN D. MARTINEZ	VEN	CUNA DE CAMPEONES	MIR RACING	DUNLOP PreMoto3	2:08.783	7	8	+3.158	141.9
11	65 IZAN CURIA	ESP	TEMA CURIA / SEMILLAS AZTECA	BEON	DUNLOP PreMoto3	2:08.805	12	12	+3.180	141.9
12	14 EDUARDO GUTIERREZ	ESP	SHM44 TEAM	BEON	DUNLOP PreMoto3	2:08.877	9	12	+3.252	141.8
13	26 REMY SANJUAN	FRA	MÉCAPROJETS TEAM ADO	BEON	DUNLOP PreMoto3	2:08.936	9	12	+3.311	141.8
14	44 MARK PEREZ	ESP	CUNA DE CAMPEONES	MIR RACING	DUNLOP PreMoto3	2:08.967	8	12	+3.342	141.7
15	78 HENRI MIGNOT	FRA	JEG RACING BRS	BEON	DUNLOP PreMoto3	2:09.293	10	10	+3.668	141.4
16	10 AFONSO ALMEIDA	POR	MIGUEL OLIVEIRA RACING TEAM	BEON	DUNLOP PreMoto3	2:09.601	8	9	+3.976	141.0
17	7 ENZO GIACOMINO	FRA	JEG RACING BRS	BEON	DUNLOP PreMoto3	2:10.028	10	11	+4.403	140.6
18	32 MARCOS LUDEÑA	ESP	SHM44 TEAM	MIR RACING	DUNLOP PreMoto3	2:10.183	3	10	+4.558	140.4
19	35 MIGUEL BERNAL	ESP	CORSE FACTORY RACING TEAM	CORSE	DUNLOP Promo3	2:11.006	5	8	+5.381	139.5
20	21 MATHIS FARGIER	FRA	MT RACING	DUNLOP PreMoto3	2:11.451	10	11	+5.826	139.0	
21	98 MIKA SIEBDRATH	GER	CUNA DE CAMPEONES	MIR RACING	DUNLOP Promo3	2:11.574	6	7	+5.949	138.9
22	25 JESUS TORRES	ESP	CUNA DE CAMPEONES	MIR RACING	DUNLOP Promo3	2:11.597	11	11	+5.972	138.9
23	22 ALEJANDRA FERNANDEZ	ESP	CUNA DE CAMPEONES	MIR RACING	DUNLOP Promo3	2:11.845	11	11	+6.220	138.6
24	9 ELLIOT KASSIGIAN	FRA	CUNA DE CAMPEONES	MIR RACING	DUNLOP Promo3	2:12.051	11	11	+6.426	138.4
25	23 MIGUEL RODRIGUEZ	ESP	CUNA DE CAMPEONES	MIR RACING	DUNLOP Promo3	2:12.136	11	11	+6.511	138.3
26	16 JOEL PONS	ESP	CUNA DE CAMPEONES	MIR RACING	DUNLOP Promo3	2:12.228	5	9	+6.603	138.2
27	66 MANDINE QUENTIN	FRA	MAD RACING TEAM	BEON	DUNLOP PreMoto3	2:12.565	4	9	+6.940	137.9
28	28 VALENTIN PERRONE	ARG	CUNA DE CAMPEONES	DUNLOP Promo3	2:12.608	4	5	+6.983	137.8	
29	29 RANDY TRUCHOT	FRA	BS RACING	BEON	DUNLOP PreMoto3	2:13.463	11	11	+7.838	136.9
30	42 MARIO SALLES	BRA	RXP MIR RACING	MIR RACING	DUNLOP Promo3	2:14.247	5	7	+8.622	136.1
31	13 MARINA NAVARRO	ESP	TCM TEAM	MIR RACING	DUNLOP Promo3	2:14.474	6	9	+8.849	135.9
32	20 LUCAS MOHEDANO	ESP	TCM TEAM	MIR RACING	DUNLOP Promo3	2:16.304	5	9	+10.679	134.1
33	4 RUBEN HURTADO	ESP	TCM TEAM	MIR RACING	DUNLOP Promo3	2:16.482	9	9	+10.857	133.9
34	72 GUILHERME PAULINO FERNAN	BRA	RXP MIR RACING	MIR RACING	DUNLOP Promo3	2:17.705	4	8	+12.080	132.7

Vuelta rápida: Vlt. 8 DAVID GONZALEZ 2:05.625 145.5 Km/h

Hora de publicación: .....

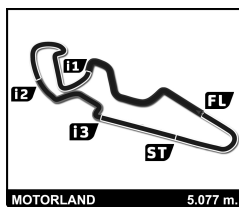
Estado de pista: **SECO**

Race Director:

Timekeeper:

Alberto Estébanez





## PreMoto3/Promo3

### ESBK MOTORLAND ARAGÓN

#### Entrenamiento Cronometrado

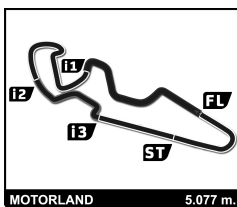
#### Clasificación por Clase

Nº	Piloto	Nac	Equipo	Moto	Tiempo	Vlt.	Total	Dif.	Km/h
<b>PreMoto3</b>									
1	11 DAVID GONZALEZ	ESP	CUNA DE CAMPEONES	MIR RACING	<b>2:05.625</b>	8	12		<b>145.5</b>
2	54 JESUS RIOS	ESP	MRE TALENT	BEON	<b>2:06.212</b>	10	11	+0.587	<b>144.8</b>
3	34 EITAN G. GRAS	URU	QRG MOTORRACIN	BEON	<b>2:06.497</b>	9	11	+0.872	<b>144.5</b>
4	33 ENZO HOARAU	FRA	BS RACING	BEON	<b>2:07.035</b>	8	9	+1.410	<b>143.9</b>
5	17 PEDRO ALOMAR	ESP	IGAXTEAM	BEON	<b>2:07.102</b>	12	12	+1.477	<b>143.8</b>
6	18 PABLO OLIVARES	ESP	GMFUEL VRC TEAM	MIR RACING	<b>2:07.149</b>	8	10	+1.524	<b>143.7</b>
7	45 ALEX LONGARELA	ESP	IGAXTEAM	BEON	<b>2:07.623</b>	10	11	+1.998	<b>143.2</b>
8	71 CARLOS CANO	ESP	H43 TEAM-NOBBY	BEON	<b>2:07.728</b>	12	12	+2.103	<b>143.1</b>
9	15 MARTIM M. RAMOS	POR	TRT TEAM	BEON	<b>2:08.276</b>	5	5	+2.651	<b>142.5</b>
10	77 KERMAN D. MARTINEZ	VEN	CUNA DE CAMPEONES	MIR RACING	<b>2:08.783</b>	7	8	+3.158	<b>141.9</b>
11	65 IZAN CURIA	ESP	TEMA CURIA / SEMILLAS AZTECA	BEON	<b>2:08.805</b>	12	12	+3.180	<b>141.9</b>
12	14 EDUARDO GUTIERREZ	ESP	SHM44 TEAM	BEON	<b>2:08.877</b>	9	12	+3.252	<b>141.8</b>
13	26 REMY SANJUAN	FRA	MÉCAPROJETS TEAM ADO	BEON	<b>2:08.936</b>	9	12	+3.311	<b>141.8</b>
14	44 MARK PEREZ	ESP	CUNA DE CAMPEONES	MIR RACING	<b>2:08.967</b>	8	12	+3.342	<b>141.7</b>
15	78 HENRI MIGNOT	FRA	JEG RACING BRS	BEON	<b>2:09.293</b>	10	10	+3.668	<b>141.4</b>
16	10 AFONSO ALMEIDA	POR	MIGUEL OLIVEIRA RACING TEAM	BEON	<b>2:09.601</b>	8	9	+3.976	<b>141.0</b>
17	7 ENZO GIACOMINO	FRA	JEG RACING BRS	BEON	<b>2:10.028</b>	10	11	+4.403	<b>140.6</b>
18	32 MARCOS LUDEÑA	ESP	SHM44 TEAM	MIR RACING	<b>2:10.183</b>	3	10	+4.558	<b>140.4</b>
19	21 MATHIS FARGIER	FRA	MT RACING	BEON	<b>2:11.451</b>	10	11	+5.826	<b>139.0</b>
20	66 MANDINE QUENTIN	FRA	MAD RACING TEAM	BEON	<b>2:12.565</b>	4	9	+6.940	<b>137.9</b>
21	29 RANDY TRUCHOT	FRA	BS RACING	BEON	<b>2:13.463</b>	11	11	+7.838	<b>136.9</b>
<b>Promo3</b>									
1	35 MIGUEL BERNAL	ESP	CORSE FACTORY RACING TEAM	CORSE	<b>2:11.006</b>	5	8		<b>139.5</b>
2	98 MIKA SIEBRATH	GER	CUNA DE CAMPEONES	MIR RACING	<b>2:11.574</b>	6	7	+0.568	<b>138.9</b>
3	25 JESUS TORRES	ESP	CUNA DE CAMPEONES	MIR RACING	<b>2:11.597</b>	11	11	+0.591	<b>138.9</b>
4	22 ALEJANDRA FERNANDEZ	ESP	CUNA DE CAMPEONES	MIR RACING	<b>2:11.845</b>	11	11	+0.839	<b>138.6</b>
5	9 ELLIOT KASSIGIAN	FRA	CUNA DE CAMPEONES	MIR RACING	<b>2:12.051</b>	11	11	+1.045	<b>138.4</b>
6	23 MIGUEL RODRIGUEZ	ESP	CUNA DE CAMPEONES	MIR RACING	<b>2:12.136</b>	11	11	+1.130	<b>138.3</b>
7	16 JOEL PONS	ESP	CUNA DE CAMPEONES	MIR RACING	<b>2:12.228</b>	5	9	+1.222	<b>138.2</b>
8	28 VALENTIN PERRONE	ARG	CUNA DE CAMPEONES	MIR RACING	<b>2:12.608</b>	4	5	+1.602	<b>137.8</b>
9	42 MARIO SALLES	BRA	RXP MIR RACING	MIR RACING	<b>2:14.247</b>	5	7	+3.241	<b>136.1</b>
10	13 MARINA NAVARRO	ESP	TCM TEAM	MIR RACING	<b>2:14.474</b>	6	9	+3.468	<b>135.9</b>
11	20 LUCAS MOHEDANO	ESP	TCM TEAM	MIR RACING	<b>2:16.304</b>	5	9	+5.298	<b>134.1</b>
12	4 RUBEN HURTADO	ESP	TCM TEAM	MIR RACING	<b>2:16.482</b>	9	9	+5.476	<b>133.9</b>
13	72 GUILHERME PAULINO FERNANDES	BRA	RXP MIR RACING	MIR RACING	<b>2:17.705</b>	4	8	+6.699	<b>132.7</b>

Hora de publicación: .....

Estado de pista: **SECO**

<p><b>Race Director:</b></p>	<p><b>Timekeeper:</b> Alberto Estébanez</p> 
------------------------------	---



## PreMoto3/Promo3

### ESBK MOTORLAND ARAGÓN

#### Entrenamiento Cronometrado

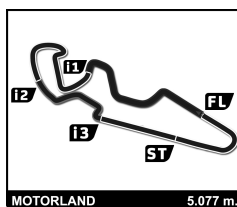
#### Clasificación por Grupo

Nº Piloto	Nac	Equipo	Moto	Tiempo	Vlt. Total	Dif.	Km/h
<b>Cuna</b>							
1	98	MIKA SIEBRATH	GER	CUNA DE CAMPEONES	MIR RACING	<b>2:11.574</b>	6 7 <b>138.9</b>
2	22	ALEJANDRA FERNANDEZ	ESP	CUNA DE CAMPEONES	MIR RACING	<b>2:11.845</b>	11 11 +0.271 +0.271 <b>138.6</b>
3	9	ELLIOT KASSIGIAN	FRA	CUNA DE CAMPEONES	MIR RACING	<b>2:12.051</b>	11 11 +0.477 +0.206 <b>138.4</b>
4	23	MIGUEL RODRIGUEZ	ESP	CUNA DE CAMPEONES	MIR RACING	<b>2:12.136</b>	11 11 +0.562 +0.085 <b>138.3</b>
5	16	JOEL PONS	ESP	CUNA DE CAMPEONES	MIR RACING	<b>2:12.228</b>	5 9 +0.654 +0.092 <b>138.2</b>

Hora de publicación: .....

Estado de pista: **SECO**

<p><b>Race Director:</b></p>	<p><b>Timekeeper:</b> Alberto Estébanez</p> 
------------------------------	---



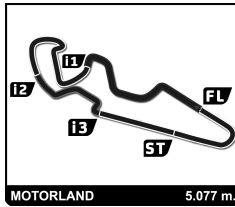
## PreMoto3/Promo3

### ESBK MOTORLAND ARAGÓN

#### Entrenamiento Cronometrado

Mejores tiempos de sector

Sector 1			Sector 2			Sector 3			Sector 4			Vuelta Ideal		Mejor Vuelta
Pos	Nº Piloto	Tiempo	Nº Piloto	Tiempo	Nº Piloto	Tiempo	Nº Piloto	Tiempo	Pos	Nº				
1	11 D.GONZALEZ	35.284	11 D.GONZALEZ	34.728	34 E.GRAS	23.010	11 D.GONZALEZ	32.254	1	11	2:05.356	2:05.625	(1)	
2	54 J.RIOS	35.359	54 J.RIOS	34.962	54 J.RIOS	23.049	65 I.CURIA	32.539	2	54	2:06.014	2:06.212	(2)	
3	34 E.GRAS	35.360	34 E.GRAS	35.199	11 D.GONZALEZ	23.090	17 P.ALOMAR	32.569	3	34	2:06.201	2:06.497	(3)	
4	18 P.OLIVARES	35.609	33 E.HOARAU	35.205	71 C.CANO	23.245	33 E.HOARAU	32.580	4	17	2:06.843	2:07.102	(5)	
5	17 P.ALOMAR	35.617	45 A.LONGARELA	35.298	33 E.HOARAU	23.247	14 E.GUTIERREZ	32.591	5	33	2:06.952	2:07.035	(4)	
6	71 C.CANO	35.783	18 P.OLIVARES	35.361	17 P.ALOMAR	23.280	34 E.GRAS	32.632	6	18	2:06.995	2:07.149	(6)	
7	45 A.LONGARELA	35.839	17 P.ALOMAR	35.377	18 P.OLIVARES	23.337	54 J.RIOS	32.644	7	71	2:07.203	2:07.728	(8)	
8	33 E.HOARAU	35.920	44 M.PEREZ	35.479	15 M.RAMOS	23.399	71 C.CANO	32.647	8	45	2:07.397	2:07.623	(7)	
9	65 I.CURIA	35.990	71 C.CANO	35.528	45 A.LONGARELA	23.430	77 K.MARTINEZ	32.653	9	65	2:07.828	2:08.805	(11)	
10	15 M.RAMOS	35.996	65 I.CURIA	35.757	65 I.CURIA	23.542	18 P.OLIVARES	32.688	10	77	2:08.196	2:08.783	(10)	
11	77 K.MARTINEZ	36.022	78 H.MIGNOT	35.831	78 H.MIGNOT	23.633	44 M.PEREZ	32.755	11	15	2:08.276	2:08.276	(9)	
12	26 R.SANJUAN	36.132	26 R.SANJUAN	35.832	77 K.MARTINEZ	23.648	26 R.SANJUAN	32.786	12	14	2:08.450	2:08.877	(12)	
13	14 E.GUTIERREZ	36.206	77 K.MARTINEZ	35.873	35 M.BERNAL	23.671	32 M.LUDEÑA	32.810	13	44	2:08.455	2:08.967	(14)	
14	10 A.ALMEIDA	36.318	15 M.RAMOS	35.956	14 E.GUTIERREZ	23.673	45 A.LONGARELA	32.830	14	26	2:08.526	2:08.936	(13)	
15	44 M.PEREZ	36.379	10 A.ALMEIDA	35.974	10 A.ALMEIDA	23.720	15 M.RAMOS	32.925	15	78	2:08.822	2:09.293	(15)	
16	78 H.MIGNOT	36.393	14 E.GUTIERREZ	35.980	26 R.SANJUAN	23.776	78 H.MIGNOT	32.965	16	10	2:09.012	2:09.601	(16)	
17	35 M.BERNAL	36.473	7 E.GIACOMINO	36.080	22 A.FERNANDEZ	23.785	7 E.GIACOMINO	32.965	17	7	2:09.612	2:10.028	(17)	
18	21 M.FARGIER	36.729	98 M.SIEBDRATH	36.302	7 E.GIACOMINO	23.797	10 A.ALMEIDA	33.000	18	32	2:09.856	2:10.183	(18)	
19	7 E.GIACOMINO	36.770	32 M.LUDEÑA	36.339	25 J.TORRES	23.813	21 M.FARGIER	33.407	19	35	2:10.533	2:11.006	(19)	
20	32 M.LUDEÑA	36.881	22 A.FERNANDEZ	36.365	9 E.KASSIGIAN	23.817	66 M.QUENTIN	33.508	20	21	2:11.141	2:11.451	(20)	
21	9 E.KASSIGIAN	36.970	35 M.BERNAL	36.382	32 M.LUDEÑA	23.826	29 R.TRUCHOT	33.604	21	22	2:11.284	2:11.845	(23)	
22	22 A.FERNANDEZ	36.997	25 J.TORRES	36.468	44 M.PEREZ	23.842	98 M.SIEBDRATH	33.783	22	25	2:11.308	2:11.597	(22)	
23	25 J.TORRES	37.014	16 J.PONS	36.535	16 J.PONS	23.942	35 M.BERNAL	34.007	23	98	2:11.473	2:11.574	(21)	
24	23 M.RODRIGUEZ	37.062	21 M.FARGIER	36.597	23 M.RODRIGUEZ	24.062	25 J.TORRES	34.013	24	9	2:11.828	2:12.051	(24)	
25	16 J.PONS	37.066	28 V.PERRONE	36.635	28 V.PERRONE	24.062	22 A.FERNANDEZ	34.137	25	16	2:11.879	2:12.228	(26)	
26	28 V.PERRONE	37.085	23 M.RODRIGUEZ	36.750	98 M.SIEBDRATH	24.076	23 M.RODRIGUEZ	34.148	26	66	2:11.999	2:12.565	(27)	
27	66 M.QUENTIN	37.183	66 M.QUENTIN	36.855	21 M.FARGIER	24.408	9 E.KASSIGIAN	34.184	27	28	2:12.000	2:12.608	(28)	
28	98 M.SIEBDRATH	37.312	9 E.KASSIGIAN	36.857	66 M.QUENTIN	24.453	28 V.PERRONE	34.218	28	23	2:12.022	2:12.136	(25)	
29	29 R.TRUCHOT	37.443	13 M.NAVARRO	37.084	42 M.SALLES	24.502	16 J.PONS	34.336	29	29	2:13.098	2:13.463	(29)	
30	42 M.SALLES	37.739	29 R.TRUCHOT	37.199	13 M.NAVARRO	24.517	42 M.SALLES	34.506	30	42	2:14.010	2:14.247	(30)	
31	13 M.NAVARRO	37.767	42 M.SALLES	37.263	20 L.MOHEDANO	24.684	13 M.NAVARRO	34.840	31	13	2:14.208	2:14.474	(31)	
32	4 R.HURTADO	38.148	4 R.HURTADO	37.504	4 R.HURTADO	24.714	20 L.MOHEDANO	35.066	32	4	2:15.736	2:16.482	(33)	
33	20 L.MOHEDANO	38.348	20 L.MOHEDANO	37.933	29 R.TRUCHOT	24.852	4 R.HURTADO	35.370	33	20	2:16.031	2:16.304	(32)	
34	72 G.FERNANDES	38.800	72 G.FERNANDES	37.976	72 G.FERNANDES	25.242	72 G.FERNANDES	35.687	34	72	2:17.705	2:17.705	(34)	



## PreMoto3/Promo3

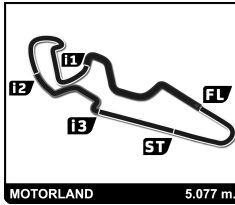
### ESBK MOTORLAND ARAGÓN

#### Entrenamiento Cronometrado

#### Mejores velocidades máximas

Nº Piloto	Equipo	Clase	V.Max 1		V.Max 2		V.Max 3		V.Max 4		V.Max 5		Pro
			Km/h	Vlt.	Km/h	Vlt.	Km/h	Vlt.	Km/h	Vlt.	Km/h	Vlt.	
17 PEDRO ALOMAR	IGAXTEAM	PreMoto3	215.6	4	213.4	7	210.1	3	210.1	9	209.7	2	211,8
44 MARK PEREZ	CUNA DE CAMPEONES	PreMoto3	214.3	4	213.9	3	213.0	2	212.6	8	212.2	1	213,2
65 IZAN CURIA	TEMA CURIA / SEMILLAS AZTECA	PreMoto3	214.3	4	213.9	8	213.0	2	212.2	12	211.4	10	213,0
77 KERMAN D. MARTINEZ	CUNA DE CAMPEONES	PreMoto3	214.3	2	213.0	4	210.1	1	205.3	5	204.9	8	209,5
14 EDUARDO GUTIERREZ	SHM44 TEAM	PreMoto3	213.4	5	213.0	9	212.6	6	212.6	11	211.8	12	212,7
26 REMY SANJUAN	MÉCAPROJETS TEAM ADO	PreMoto3	213.4	5	213.4	11	213.0	3	213.0	9	213.0	8	213,2
32 MARCOS LUDEÑA	SHM44 TEAM	PreMoto3	213.4	2	210.9	3	207.7	5	207.7	4	200.4	10	208,0
71 CARLOS CANO	H43 TEAM-NOBBY	PreMoto3	213.4	6	209.7	5	208.9	3	206.9	1	204.5	2	208,7
78 HENRI MIGNOT	JEG RACING BRS	PreMoto3	213.4	3	210.9	4	209.3	2	206.9	1	206.1	5	209,3
18 PABLO OLIVARES	GMFUEL VRC TEAM	PreMoto3	212.6	9	210.1	8	209.7	5	206.9	7	206.9	10	209,2
34 EITAN G. GRAS	QRG MOTORRACIN	PreMoto3	212.6	6	210.1	7	209.3	9	206.9	11	206.9	3	209,2
33 ENZO HOARAU	BS RACING	PreMoto3	212.2	4	209.3	2	206.5	3	203.8	5	203.8	7	207,1
45 ALEX LONGARELA	IGAXTEAM	PreMoto3	211.8	8	208.5	3	207.7	6	207.3	9	206.9	2	208,4
11 DAVID GONZALEZ	CUNA DE CAMPEONES	PreMoto3	210.9	10	210.5	8	209.3	5	208.9	9	208.9	11	209,7
54 JESUS RIOS	MRE TALENT	PreMoto3	210.5	3	205.7	5	205.7	4	204.9	8	204.5	9	206,3
7 ENZO GIACOMINO	JEG RACING BRS	PreMoto3	210.1	2	210.1	9	209.3	1	208.5	3	208.1	10	209,2
29 RANDY TRUCHOT	BS RACING	PreMoto3	210.1	6	210.1	5	209.3	7	205.3	11	204.9	10	207,9
15 MARTIM M. RAMOS	TRT TEAM	PreMoto3	208.5	5	207.3	4	203.4	2	169.5	3	159.5	1	189,6
21 MATHIS FARGIER	MT RACING	PreMoto3	208.5	2	206.5	10	205.7	11	203.8	3	203.0	9	205,5
10 AFONSO ALMEIDA	MIGUEL OLIVEIRA RACING TEAM	PreMoto3	206.1	7	205.7	6	203.8	9	203.0	8	202.2	4	204,2
66 MANDINE QUENTIN	MAD RACING TEAM	PreMoto3	203.0	9	202.2	7	201.5	2	200.7	1	200.7	4	201,6
22 ALEJANDRA FERNANDEZ	CUNA DE CAMPEONES	Promo3	202.6	2	197.4	3	197.1	8	196.7	1	196.0	7	198,0
35 MIGUEL BERNAL	CORSE FACTORY RACING TEAM	Promo3	200.4	2	200.0	4	196.0	8	195.3	7	194.6	3	197,3
23 MIGUEL RODRIGUEZ	CUNA DE CAMPEONES	Promo3	198.5	2	197.8	5	197.1	11	196.4	3	196.0	6	197,2
20 LUCAS MOHEDANO	TCM TEAM	Promo3	197.4	2	197.1	3	196.0	4	194.9	5	193.9	1	195,9
25 JESUS TORRES	CUNA DE CAMPEONES	Promo3	197.1	7	195.3	11	194.6	3	194.6	6	194.2	5	195,2
16 JOEL PONS	CUNA DE CAMPEONES	Promo3	196.4	4	195.7	7	193.9	8	193.9	1	193.2	6	194,6
9 ELLIOT KASSIGIAN	CUNA DE CAMPEONES	Promo3	196.0	7	196.0	11	195.3	10	194.6	6	193.2	3	195,0
98 MIKA SIEBRATH	CUNA DE CAMPEONES	Promo3	195.7	6	194.2	2	193.5	3	193.5	4	192.2	5	193,8
13 MARINA NAVARRO	TCM TEAM	Promo3	195.3	6	194.2	4	193.9	5	193.9	2	193.5	1	194,2
42 MARIO SALLES	RXP MIR RACING	Promo3	194.9	5	194.9	6	194.2	4	192.9	1	191.5	7	193,7
4 RUBEN HURTADO	TCM TEAM	Promo3	193.9	1	191.8	2	191.5	3	191.2	9	191.2	4	191,9
28 VALENTIN PERRONE	CUNA DE CAMPEONES	Promo3	193.9	2	193.5	3	193.2	1	192.2	5	190.8	4	192,7
72 GUILHERME PAULINO FERN.	RXP MIR RACING	Promo3	191.2	2	187.8	4	187.5	1	185.2	3	184.6	7	187,3

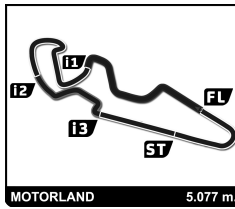




**PreMoto3/Promo3**  
ESBK MOTORLAND ARAGÓN  
Entrenamiento Cronometrado

Secuencia de vueltas rápidas

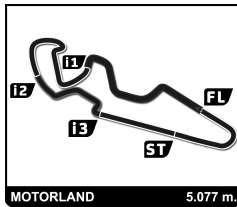
T. Sesión	Nº Piloto	Equipo	Moto	Clase	Tiempo	Km/h	Vlt.
4:31.242	18 PABLO OLIVARES	GMFUEL VRC TEAM	MIR RACING	PreMoto3	<b>2:09.654</b>	141.0	2
5:39.874	11 DAVID GONZALEZ	CUNA DE CAMPEONES	MIR RACING	PreMoto3	<b>2:08.748</b>	142.0	2
7:47.553	11 DAVID GONZALEZ	CUNA DE CAMPEONES	MIR RACING	PreMoto3	<b>2:07.679</b>	143.1	3
9:54.475	11 DAVID GONZALEZ	CUNA DE CAMPEONES	MIR RACING	PreMoto3	<b>2:06.922</b>	144.0	4
14:07.720	11 DAVID GONZALEZ	CUNA DE CAMPEONES	MIR RACING	PreMoto3	<b>2:06.312</b>	144.7	6
18:19.883	11 DAVID GONZALEZ	CUNA DE CAMPEONES	MIR RACING	PreMoto3	<b>2:05.625</b>	145.5	8



## PreMoto3/Promo3 ESBK MOTORLAND ARAGÓN Entrenamiento Cronometrado Vuelta a vuelta

— Vuelta invalidada    ■ Mejor Personal    ■ Mejor de la sesión    B Cruzando por el pit lane

Vlt.	Tiempo	Sector 1	Sector 2	Sector 3	Sector 4	V.Max	Vlt.	Tiempo	Sector 1	Sector 2	Sector 3	Sector 4	V.Max		
<b>4</b>	<b>RUBEN HURTADO</b>	ESP						3	2:07.679	36.055	35.278	23.645	32.701	207.7	
	TCM TEAM	MIR RACING						4	2:06.922	35.746	35.242	23.157	32.777	205.3	
1	8:04.598	6:22.002	40.635	26.235	35.726	193.9	5	2:06.933	35.828	35.273	23.289	32.543	209.3		
2	2:18.139	39.088	38.202	25.353	35.496	191.8	6	2:06.312	35.583	34.972	23.153	32.604	208.5		
3	2:16.997	38.829	37.860	24.938	35.370	191.5	7	2:06.538	35.284	35.353	23.143	32.758	208.5		
4	2:16.927	38.552	37.867	24.859	35.649	191.2	8	2:05.625	35.458	34.728	23.185	32.254	210.5		
5	2:16.576	38.721	37.504	24.853	35.498	190.8	9	2:06.219	35.643	35.000	23.090	32.486	208.9		
6	2:16.796	38.649	37.898	24.774	35.475	189.1	10	2:06.856	35.729	35.118	23.679	32.330	210.9		
7	2:16.686	38.469	37.844	24.932	35.441	188.8	11	2:08.100	36.640	35.486	23.476	32.498	208.9		
8	2:17.019	38.851	37.859	24.714	35.595	190.5	12	2:06.258	35.692	35.006	23.182	32.378	207.3		
9	2:16.482	38.148	37.717	25.227	35.390	191.2									
<b>7</b>	<b>ENZO GIACOMINO</b>	FRA						<b>13</b>	<b>MARINA NAVARRO</b>	ESP					
	JEG RACING BRS	BEON							TCM TEAM	MIR RACING					
1	3:01.377	1:20.833	40.320	26.659	33.565	209.3	1	8:09.512	6:24.451	41.798	27.017	36.246	193.5		
2	2:13.535	38.844	36.844	24.651	33.196	210.1	2	2:19.021	39.964	38.453	25.255	35.349	193.9		
3	2:11.680	37.477	36.529	24.010	33.664	208.5	3	2:16.284	38.519	37.561	25.005	35.199	192.9		
4	2:10.454	36.770	36.305	23.935	33.444	206.9	4	2:15.576	38.270	37.465	24.806	35.035	194.2		
5	2:12.179	37.241	36.871	24.546	33.521	207.7	5	2:15.027	38.037	37.263	24.887	34.840	193.9		
6	2:11.303	36.932	36.080	24.726	33.565	206.9	6	2:14.474	37.901	37.194	24.517	34.862	195.3		
7	2:21.417	B	38.249	37.849	25.204	40.115	199.6	7	2:18.962	38.300	40.172	25.368	35.122	191.8	
8	4:01.139	2:18.212	45.134	24.558	33.235	207.3	8	2:14.629	37.905	37.084	24.633	35.007	192.2		
9	2:10.956	36.793	36.877	24.321	32.965	210.1	9	2:15.756	37.767	37.625	24.771	35.593	190.5		
10	2:10.028	36.890	36.273	23.797	33.068	208.1									
11	2:11.249	37.273	36.246	24.125	33.605	204.2									
<b>9</b>	<b>ELLIOT KASSIGIAN</b>	FRA						<b>14</b>	<b>EDUARDO GUTIERREZ</b>	ESP					
	CUNA DE CAMPEONES	MIR RACING							SHM44 TEAM	BEON					
1	2:50.911	1:10.074	39.312	25.864	35.661	189.1	1	3:00.358	1:19.902	40.081	26.588	33.787	207.7		
2	2:15.884	38.677	37.662	24.571	34.974	190.8	2	2:10.842	37.275	36.130	24.405	33.032	209.7		
3	2:26.623	49.240	37.389	24.769	35.225	193.2	3	2:09.914	36.655	36.513	23.673	33.073	207.7		
4	2:14.313	37.780	37.288	24.360	34.885	187.5	4	2:13.843	37.642	37.775	24.467	33.959	207.3		
5	2:13.665	37.531	36.989	24.296	34.849	190.5	5	2:09.547	36.558	36.134	24.185	32.670	213.4		
6	2:13.184	37.704	36.857	24.134	34.489	194.6	6	2:09.366	36.475	35.980	24.128	32.783	212.6		
7	2:12.549	37.281	36.893	24.114	34.261	196.0	7	2:08.976	36.206	36.016	23.933	32.821	210.1		
8	2:14.980	37.614	38.010	24.569	34.787	191.8	8	2:10.391	36.368	37.330	23.833	32.860	210.1		
9	2:13.343	37.464	37.152	24.069	34.658	190.8	9	2:08.877	36.240	36.096	23.950	32.591	213.0		
10	2:12.275	37.144	36.922	23.817	34.392	195.3	10	2:10.083	36.601	36.256	23.956	33.270	206.1		
11	2:12.051	36.970	36.873	24.024	34.184	196.0	11	2:09.695	36.339	36.362	24.017	32.977	212.6		
<b>10</b>	<b>AFONSO ALMEIDA</b>	POR						<b>15</b>	<b>MARTIM M. RAMOS</b>	POR					
	MIGUEL OLIVEIRA RACING TEAM	BEON							TRT TEAM	BEON					
1	3:14.289	1:35.557	37.064	27.275	34.393	200.7	1	2:48.705	B	55.870	38.891	27.421	46.523	159.5	
2	2:12.229	37.151	36.843	24.443	33.792	202.2	2	3:44.572	2:05.656	38.433	25.354	35.129	203.4		
3	2:11.603	37.419	36.482	24.247	33.455	201.9	3	2:45.764	B	47.200	44.188	28.760	45.616	169.5	
4	2:16.949	B	36.478	36.786	24.290	39.395	202.2	4	13:50.178	...	36.182	23.936	33.071	207.3	
5	8:15.414	6:34.102	42.398	24.796	34.118	195.7	5	2:08.276	35.996	35.956	23.399	32.925	208.5		
6	2:10.154	36.742	36.341	24.071	33.000	205.7									
7	2:10.134	36.767	36.454	23.720	33.193	206.1									
8	2:09.601	36.318	36.141	23.868	33.274	203.0									
9	2:09.838	36.773	35.974	23.963	33.128	203.8									
<b>11</b>	<b>DAVID GONZALEZ</b>	ESP						<b>16</b>	<b>JOEL PONS</b>	ESP					
	CUNA DE CAMPEONES	MIR RACING							CUNA DE CAMPEONES	MIR RACING					
1	3:31.126	1:54.715	38.155	24.882	33.374	207.7	1	3:34.050	1:55.325	38.740	24.840	35.145	193.9		
2	2:08.748	36.547	35.823	23.512	32.866	207.3	2	2:14.024	37.859	37.085	24.355	34.725	191.8		
							3	2:13.492	37.205	37.229	24.366	34.692	193.2		
							4	2:12.353	37.323	36.717	23.977	34.336	196.4		
							5	2:12.228	37.066	36.535	23.942	34.685	192.9		
							6	2:21.007	B	39.224	37.232	24.161	40.390	193.2	
							7	6:15.272	4:37.585	38.470	24.351	34.866	195.7		
							8	2:12.518	37.098	36.802	23.968	34.650	193.9		
							9	4:18.610	B	37.129	2:31.638	26.693	43.150	187.8	

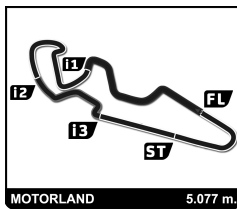


## PreMoto3/Promo3 ESBK MOTORLAND ARAGÓN Entrenamiento Cronometrado Vuelta a vuelta

— Vuelta invalidada    ■ Mejor Personal    ■ Mejor de la sesión    B Cruzando por el pit lane

Vlt.	Tiempo	Sector 1	Sector 2	Sector 3	Sector 4	V.Max	Vlt.	Tiempo	Sector 1	Sector 2	Sector 3	Sector 4	V.Max
<b>17 PEDRO ALOMAR</b> ESP							1 2:59.969 1:18.297 39.158 26.572 35.942 196.7						
IGAXTEAM BEON							2 2:14.244 38.590 37.006 24.511 <b>34.137</b> 202.6						
1 3:00.981 1:20.708 40.185 26.246 33.842 206.5							3 2:12.224 37.277 36.653 23.948 34.346 197.4						
2 2:10.787 37.284 36.079 24.229 33.195 209.7							4 2:12.407 37.282 36.787 23.866 34.472 193.9						
3 2:09.499 36.289 36.894 23.634 32.682 210.1							5 2:12.231 37.247 36.805 23.929 34.250 195.3						
4 2:12.973 40.427 35.866 24.065 32.615 215.6							6 2:12.457 37.272 36.680 23.892 34.613 192.5						
5 2:09.780 36.820 36.013 23.930 33.017 208.9							7 2:21.672 <b>B</b> 38.214 38.056 24.338 41.064 196.0						
6 2:08.719 36.068 35.827 23.771 33.053 208.1							8 3:56.240 2:16.281 38.765 26.977 34.217 197.1						
7 2:12.095 36.029 39.295 23.960 32.811 213.4							9 2:12.179 37.137 36.881 23.938 34.223 195.7						
8 2:07.522 35.889 35.665 23.399 <b>32.569</b> 208.5							10 2:12.290 37.732 <b>36.365</b> <b>23.785</b> 34.408 193.2						
9 2:07.277 35.846 <b>35.377</b> 23.318 32.736 210.1							11 <b>2:11.845</b> <b>36.997</b> 36.518 23.837 34.493 192.2						
10 2:07.591 35.817 35.675 23.373 32.726 206.9													
11 2:07.717 35.901 35.572 23.400 32.844 206.5													
12 <b>2:07.102</b> <b>35.617</b> 35.611 <b>23.280</b> 32.594 208.1													
<b>18 PABLO OLIVARES</b> ESP							<b>23 MIGUEL RODRIGUEZ</b> ESP						
GMFUEL VRC TEAM MIR RACING							CUNA DE CAMPEONES MIR RACING						
1 2:21.588 45.681 37.834 24.344 33.729 204.2							1 3:07.104 1:17.237 39.970 26.382 43.515 194.6						
2 2:09.654 36.247 36.088 23.818 33.501 204.5							2 2:15.422 39.028 37.291 24.625 34.478 198.5						
3 2:09.269 36.260 35.899 23.757 33.353 204.9							3 2:13.045 37.456 36.883 24.259 34.447 196.4						
4 2:14.925 <b>B</b> 36.543 35.814 23.480 39.088 203.4							4 2:13.038 37.334 37.254 24.134 34.316 195.3						
5 7:16.520 5:42.309 36.891 24.037 33.283 209.7							5 2:12.900 37.511 36.833 24.175 34.381 197.8						
6 2:08.260 36.020 35.614 23.520 33.106 206.5							6 2:12.640 37.066 36.801 24.225 34.548 196.0						
7 2:07.358 <b>35.609</b> <b>35.361</b> 23.365 33.023 206.9							7 2:12.688 37.247 36.990 24.066 34.385 195.7						
8 <b>2:07.149</b> 35.663 35.461 <b>23.337</b> <b>32.688</b> 210.1							8 2:12.900 37.380 36.983 24.181 34.356 196.0						
9 <b>2:08.108</b> 36.259 35.576 23.522 32.751 212.6							9 2:13.994 37.338 37.334 24.669 34.653 192.2						
10 2:08.335 36.005 35.607 23.566 33.157 206.9							10 2:13.606 38.055 37.086 <b>24.062</b> 34.403 193.9						
							11 <b>2:12.136</b> <b>37.062</b> <b>36.750</b> 24.176 <b>34.148</b> 197.1						
<b>20 LUCAS MOHEDANO</b> ESP							<b>25 JESUS TORRES</b> ESP						
TCM TEAM MIR RACING							CUNA DE CAMPEONES MIR RACING						
1 7:53.360 6:07.504 42.335 27.332 36.189 193.9							1 2:48.437 1:07.807 40.246 25.273 35.111 190.5						
2 2:20.410 40.403 39.433 25.508 <b>35.066</b> 197.4							2 2:13.971 37.971 37.255 24.063 34.682 192.9						
3 2:17.772 38.786 38.579 25.142 35.265 197.1							3 2:12.531 37.374 36.905 <b>23.813</b> 34.439 194.6						
4 2:17.000 38.604 38.354 24.963 35.079 196.0							4 2:16.833 37.122 36.932 24.055 38.724 169.8						
5 <b>2:16.304</b> 38.511 <b>37.933</b> 24.712 35.148 194.9							5 2:19.689 42.215 37.914 24.512 35.048 194.2						
6 2:16.535 38.381 38.097 <b>24.684</b> 35.373 192.2							6 2:13.997 37.269 38.029 24.201 34.498 194.6						
7 2:16.636 <b>38.348</b> 38.247 24.728 35.313 192.9							7 2:12.304 37.118 37.168 24.005 <b>34.013</b> 197.1						
8 2:17.380 38.445 38.327 25.068 35.540 192.9							8 2:22.087 44.380 38.439 24.421 34.847 192.2						
9 2:18.162 39.051 38.377 24.849 35.885 192.5							9 2:13.379 37.386 37.206 24.094 34.693 189.8						
							10 2:16.025 38.519 37.594 24.905 35.007 190.8						
							11 <b>2:11.597</b> <b>37.014</b> <b>36.468</b> 23.976 34.139 195.3						
<b>21 MATHIS FARGIER</b> FRA							<b>26 REMY SANJUAN</b> FRA						
MT RACING							MÉCAPROJETS TEAM ADO BEON						
1 3:00.766 1:10.118 43.973 28.861 37.814 191.5							1 3:00.076 1:16.144 40.546 28.664 34.722 205.3						
2 2:14.830 38.177 38.008 25.036 33.609 208.5							2 2:11.448 37.421 36.135 24.682 33.210 209.7						
3 2:12.979 37.524 36.796 24.748 33.911 203.8							3 2:10.810 36.632 37.422 23.970 <b>32.786</b> 213.0						
4 <b>2:13.697</b> 37.512 37.433 24.610 34.142 201.5							4 2:09.755 36.549 36.226 23.921 33.059 211.8						
5 2:13.204 37.339 37.050 24.728 34.087 201.1							5 2:13.220 40.245 35.881 24.209 32.885 213.4						
6 2:14.321 37.277 36.952 24.817 35.275 179.1							6 2:09.764 36.751 <b>35.832</b> 24.331 32.850 210.5						
7 2:24.811 <b>B</b> 37.251 36.650 25.509 45.401 198.9							7 2:09.920 36.405 36.373 23.896 33.246 210.1						
8 3:45.367 2:08.730 37.346 25.030 34.261 200.4							8 2:09.762 36.590 36.139 24.031 33.002 213.0						
9 2:12.410 37.334 36.835 <b>24.408</b> 33.833 203.0							9 <b>2:08.936</b> 36.249 35.844 24.018 32.825 213.0						
10 <b>2:11.451</b> <b>36.729</b> 36.783 24.532 <b>33.407</b> 206.5							10 2:09.193 36.316 36.020 23.982 32.875 210.9						
11 2:12.009 36.894 <b>36.597</b> 24.869 33.649 205.7							11 2:09.525 36.493 36.336 <b>23.776</b> 32.920 213.4						
							12 2:09.163 <b>36.132</b> 36.255 23.933 32.843 209.3						
<b>22 ALEJANDRA FERNANDEZ</b> ESP							<b>28 VALENTIN PERRONE</b> ARG						
CUNA DE CAMPEONES MIR RACING							CUNA DE CAMPEONES						





## PreMoto3/Promo3

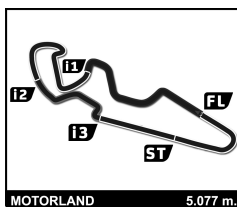
### ESBK MOTORLAND ARAGÓN

#### Entrenamiento Cronometrado

#### Vuelta a vuelta

— Vuelta invalidada    ■ Mejor Personal    ■ Mejor de la sesión    B Cruzando por el pit lane

Vlt.	Tiempo	Sector 1	Sector 2	Sector 3	Sector 4	V.Max	Vlt.	Tiempo	Sector 1	Sector 2	Sector 3	Sector 4	V.Max
<b>29 RANDY TRUCHOT</b> FRA													
BS RACING BEON													
1	2:40.000	56.933	40.302	27.255	35.510	200.7	11	2:10.962	36.851	37.302	23.424	33.385	206.9
2	2:16.727	38.715	37.954	25.167	34.891	202.6	<b>35 MIGUEL BERNAL</b> ESP						
3	2:16.018	38.457	37.979	25.118	34.464	203.0	CORSE FACTORY RACING TEAM CORSE						
4	2:17.173	38.168	38.981	25.077	34.947	202.6	1	3:17.156 B	1:20.209	40.275	26.306	50.366	139.9
5	2:16.039	38.645	37.761	25.864	33.769	210.1	2	10:38.519	8:59.808	39.314	25.149	34.248	200.4
6	2:14.915	38.102	37.344	25.865	33.604	210.1	3	2:12.275	37.164	36.803	23.950	34.358	194.6
7	2:15.615	38.386	37.500	25.531	34.198	209.3	4	2:12.980	37.680	37.039	24.129	34.132	200.0
8	2:29.065 B	39.293	39.822	26.500	43.450	200.4	5	2:11.006	36.473	36.507	23.671	34.355	192.9
9	3:59.785	2:22.393	38.342	25.054	33.996	204.5	6	2:12.009	36.887	36.795	23.755	34.572	192.5
10	2:13.766	37.612	37.199	25.005	33.950	204.9	7	2:11.516	37.065	36.519	23.822	34.110	195.3
11	2:13.463	37.443	37.364	24.852	33.804	205.3	8	2:11.106	36.888	36.382	23.829	34.007	196.0
<b>32 MARCOS LUDEÑA</b> ESP													
SHM44 TEAM MIR RACING													
1	3:00.803	1:16.838	40.212	28.704	35.049	200.4	<b>42 MARIO SALLES</b> BRA						
2	2:12.988	37.918	37.047	24.881	33.142	213.4	RXP MIR RACING MIR RACING						
3	2:10.183	36.881	36.403	24.089	32.810	210.9	1	2:40.590	57.681	41.321	26.276	35.312	192.9
4	2:11.684	37.553	36.897	24.124	33.110	207.7	2	2:17.736	38.841	38.461	25.088	35.346	190.8
5	2:10.364	37.005	36.339	23.826	33.194	207.7	3	2:16.588	38.376	38.161	24.905	35.146	188.8
6	2:12.063	36.976	36.679	24.095	34.313	190.5	4	2:15.377	37.739	37.681	24.797	35.160	194.2
7	2:35.030 B	41.879	41.203	26.252	45.696	161.0	5	2:14.247	37.892	37.263	24.586	34.506	194.9
8	4:28.831	2:51.245	39.248	24.462	33.876	196.7	6	2:15.669	38.193	38.231	24.502	34.743	194.9
9	2:19.566 B	37.169	37.143	24.520	40.734	190.5	7	2:15.298	38.119	37.502	24.758	34.919	191.5
10	3:46.046	2:08.228	38.819	24.786	34.213	200.4	<b>44 MARK PEREZ</b> ESP						
							CUNA DE CAMPEONES MIR RACING						
1	3:01.623	1:20.915	39.569	27.028	34.111	202.6	1	3:01.600	1:19.388	42.108	26.595	33.509	212.2
2	2:10.342	37.554	36.219	23.989	32.580	209.3	2	2:12.627	38.202	36.833	24.638	32.954	213.0
3	2:10.198	36.332	37.155	23.895	32.816	206.5	3	2:10.142	36.902	36.049	24.436	32.755	213.9
4	2:12.171	36.377	38.703	24.089	33.002	212.2	4	2:10.670	37.007	35.971	24.413	33.279	214.3
5	2:13.589 B	36.448	35.649	23.914	37.578	203.8	5	2:13.928	37.780	38.027	24.643	33.478	205.7
6	8:22.970	6:50.019	35.949	23.861	33.141	203.4	6	2:09.773	36.732	35.839	24.217	32.985	207.7
7	2:07.945	36.212	35.527	23.463	32.743	203.8	7	2:13.122	38.736	36.709	24.180	33.497	205.7
8	2:07.035	35.920	35.205	23.247	32.663	203.8	8	2:08.967	36.654	35.479	23.975	32.859	212.6
9	2:12.924	37.257	36.847	24.391	34.429	192.5	9	2:09.147	36.379	35.814	23.842	33.112	206.9
<b>33 ENZO HOARAU</b> FRA													
BS RACING BEON													
1	3:01.623	1:20.915	39.569	27.028	34.111	202.6	10	2:10.061	36.802	35.949	23.969	33.341	203.8
2	2:10.342	37.554	36.219	23.989	32.580	209.3	11	2:12.181	36.506	35.659	26.315	33.701	202.6
3	2:10.198	36.332	37.155	23.895	32.816	206.5	12	2:09.239	36.714	35.630	23.909	32.986	206.9
4	2:12.171	36.377	38.703	24.089	33.002	212.2	<b>45 ALEX LONGARELA</b> ESP						
5	2:13.589 B	36.448	35.649	23.914	37.578	203.8	IGAXTEAM BEON						
6	8:22.970	6:50.019	35.949	23.861	33.141	203.4	1	3:41.278	2:04.522	38.097	25.151	33.508	206.9
7	2:07.945	36.212	35.527	23.463	32.743	203.8	2	2:10.307	37.347	36.221	23.586	33.153	206.9
8	2:07.035	35.920	35.205	23.247	32.663	203.8	3	2:10.365	36.616	36.882	24.031	32.836	208.5
9	2:12.924	37.257	36.847	24.391	34.429	192.5	4	2:09.918	36.634	35.985	23.912	33.387	204.9
							5	2:08.386	36.243	35.578	23.626	32.939	205.7
							6	2:08.455	35.990	35.545	24.001	32.919	207.7
							7	2:08.599	36.207	35.689	23.611	33.092	206.1
							8	2:13.860	36.103	35.654	29.273	32.830	211.8
							9	2:07.769	35.839	35.636	23.442	32.852	207.3
							10	2:07.623	35.987	35.336	23.430	32.870	206.1
							11	2:08.384	35.857	35.298	24.277	32.952	205.7
<b>34 EITAN G. GRAS</b> URU													
QRG MOTORRACIN BEON													
1	2:59.978	1:20.992	39.196	25.919	33.871	206.1	<b>54 JESUS RIOS</b> ESP						
2	2:10.923	37.396	36.075	24.233	33.219	204.5	MRE TALENT BEON						
3	2:12.597	36.873	38.268	24.323	33.133	206.9	1	2:59.932	1:19.900	39.839	26.200	33.993	203.8
4	2:19.894 B	36.431	36.234	23.566	43.663	204.9	2	2:10.741	37.084	36.090	24.231	33.336	204.5
5	2:44.176	1:12.116	35.671	23.529	32.860	202.2	3	2:12.108	36.955	38.098	24.117	32.938	210.5
6	2:08.383	36.252	35.771	23.425	32.935	212.6							
7	2:07.338	36.063	35.437	23.206	32.632	210.1							
8	2:07.482	35.944	35.199	23.524	32.815	204.9							
9	2:06.497	35.483	35.338	23.010	32.666	209.3							
10	2:06.767	35.360	35.440	23.098	32.869	205.7							



## PreMoto3/Promo3 ESBK MOTORLAND ARAGÓN Entrenamiento Cronometrado Vuelta a vuelta

— Vuelta invalidada    ■ Mejor Personal    ■ Mejor de la sesión    B Cruzando por el pit lane

Vlt.	Tiempo	Sector 1	Sector 2	Sector 3	Sector 4	V.Max	Vlt.	Tiempo	Sector 1	Sector 2	Sector 3	Sector 4	V.Max
<b>65</b> IZAN CURIA ESP TEMA CURIA / SEMILLAS AZTECA BEON													
1	2:59.894	1:18.023	39.456	28.000	34.415	208.1							
2	2:12.612	38.202	37.018	24.530	32.862	213.0							
3	2:11.036	36.609	36.670	24.722	33.035	207.7							
4	2:10.509	37.125	36.017	24.349	33.018	214.3							
5	2:10.390	37.163	35.962	24.227	33.038	209.7							
6	2:10.537	36.870	36.295	24.350	33.022	208.9							
7	2:10.232	36.876	36.434	23.874	33.048	210.9							
8	2:09.719	36.589	36.006	24.209	32.915	213.9							
9	2:09.513	36.261	36.533	23.751	32.968	208.9							
10	2:09.120	36.315	35.982	23.634	33.189	211.4							
11	2:09.130	36.504	35.757	23.891	32.978	209.3							
12	2:08.805	35.990	36.734	23.542	32.539	212.2							
<b>66</b> MANDINE QUENTIN FRA MAD RACING TEAM BEON													
1	2:24.042	46.732	37.921	25.297	34.092	200.7							
2	2:13.794	37.810	37.313	24.755	33.916	201.5							
3	2:13.461	37.701	37.096	24.763	33.901	200.0							
4	2:12.565	37.183	36.855	24.840	33.687	200.7							
5	2:12.825	37.370	36.976	24.601	33.878	200.0							
6	2:20.383B	37.328	36.926	24.562	41.567	198.2							
7	6:38.779	5:03.328	37.004	24.722	33.725	202.2							
8	2:21.350B	37.633	37.215	25.558	40.944	197.4							
9	2:52.912	1:17.963	36.988	24.453	33.508	203.0							
<b>71</b> CARLOS CANO ESP H43 TEAM-NOBBY BEON													
1	3:00.149	1:17.516	42.458	26.354	33.821	206.9							
2	2:10.599	36.952	36.034	24.383	33.230	204.5							
3	2:12.097	36.744	37.989	24.486	32.878	208.9							
4	2:08.428	35.995	35.671	23.626	33.136	203.8							
5	2:14.400	41.766	36.248	23.739	32.647	209.7							
6	2:08.264	35.917	35.576	24.014	32.757	213.4							
7	2:08.185	35.858	35.646	23.767	32.914	203.0							
8	2:12.044	38.913	36.260	23.804	33.067	204.2							
9	2:07.843	35.958	35.532	23.478	32.875	203.8							
10	2:07.850	35.783	35.558	23.468	33.041	201.9							
11	2:07.995	35.984	35.595	23.306	33.110	201.9							
12	2:07.728	35.858	35.528	23.245	33.097	201.1							
<b>72</b> GUILHERME PAULINO FERNANDES BRA RXP MIR RACING MIR RACING													
1	2:52.653	1:09.313	40.962	26.302	36.076	187.5							
2	2:21.045	40.173	38.933	26.219	35.720	191.2							
3	2:19.748	39.407	38.710	25.607	36.024	185.2							
4	2:17.705	38.800	37.976	25.242	35.687	187.8							
<b>77</b> KERMAN D. MARTINEZ VEN CUNA DE CAMPEONES MIR RACING													
1	3:01.198	1:18.846	42.486	25.988	33.878	210.1							
2	2:11.380	38.214	36.495	24.018	32.653	214.3							
3	2:10.150	36.073	36.638	23.820	33.619	202.2							
4	2:10.418	37.032	36.386	23.899	33.101	213.0							
5	2:09.395	36.264	35.947	23.832	33.352	205.3							
6	2:10.942	36.713	36.423	24.465	33.341	204.5							
7	2:08.783	36.022	35.873	23.648	33.240	199.3							
8	2:15.253	36.673	41.066	24.189	33.325	204.9							
<b>78</b> HENRI MIGNOT FRA JEG RACING BRS BEON													
1	3:00.969	1:20.362	40.472	26.076	34.059	206.9							
2	2:12.586	38.198	36.877	24.255	33.256	209.3							
3	2:10.090	36.455	35.986	24.684	32.965	213.4							
4	2:09.711	36.594	36.399	23.718	33.000	210.9							
5	2:10.642	36.586	36.226	24.368	33.462	206.1							
6	2:17.479B	37.140	36.405	24.180	39.754	204.9							
7	4:49.654	3:14.753	36.708	24.753	33.440	203.8							
8	2:10.166	36.393	36.090	24.062	33.621	201.9							
9	2:11.024	36.851	36.344	24.175	33.654	199.6							
10	2:09.293	36.672	35.831	23.633	33.157	204.9							
<b>98</b> MIKA SIEBRATH GER CUNA DE CAMPEONES MIR RACING													
1	2:49.565	1:08.245	40.276	25.797	35.247	188.5							
2	2:15.020	38.755	37.142	24.536	34.587	194.2							
3	2:12.849	37.662	36.720	24.164	34.303	193.5							
4	2:12.652	37.420	36.426	24.177	34.629	193.5							
5	2:12.585	37.738	36.516	24.076	34.255	192.2							
6	2:11.574	37.312	36.302	24.177	33.783	195.7							
7	2:25.342B	37.514	36.434	24.377	47.017	173.6							