

Cto. de ESPAÑA de SUPERBIKE 2022

23-24 ABRIL 2022

Laps: 18

Circuit Ricardo Tormo

Length: 4005 metros

Results

Carrera 1 Supersport NG

Pos.	N.	Rider	Team	Motorcycle	Nat.	Laps	Time	Best Lap	iL	Gap	Interval	Speed	Tyr.	Pt. Cat.
1	81	VIU, Aleix	Andotrans T. Torrent	YAMAHA	ESP	18	29:29,469	01:37,301	8			146,67	MI	25 SSN
2	2	VUGRINEC, Martin	Mdr Ferquest - Unior	YAMAHA	CRO	18	29:32,192	01:37,577	8	00:02,723	00:02,723	146,44	MI	20 SSN
3	24	GREGORIO, Matthieu	Tech Solutions	YAMAHA	FRA	18	29:32,818	01:37,442	13	00:03,349	00:00,626	146,39	PI	16 SSK
4	43	JESPERSEN, Simon	SJ43	YAMAHA	DEN	18	29:33,063	01:37,658	7	00:03,594	00:00,245	146,37		13 SSK
5	83	KAWAKAMI, M. Yuji	Yamaha Ms Racing	YAMAHA	BRA	18	29:37,431	01:37,872	8	00:07,962	00:04,368	146,01	PI	11 SSN
6	38	RODRIGUEZ, Juan	Cuna Campeones	YAMAHA	ESP	18	29:37,504	01:37,741	8	00:08,035	00:00,073	146	DU	10 SSN
7	72	RUIZ, Yeray	Yamaha Ms Racing	YAMAHA	ESP	18	29:46,489	01:37,684	7	00:17,020	00:08,985	145,27	PI	9 SSN
8	19	DIAZ, Joan	I+Dent Racing Team	YAMAHA	ESP	18	29:52,523	01:38,549	3	00:23,054	00:06,034	144,78	PI	8 SSN
9	76	GIRAL, Julian	U. Arco Motorsport		ESP	18	29:53,127	01:38,504	2	00:23,658	00:00,604	144,73	PI	7 SSN
10	4	TORRECILLAS, Carlos	Trt Team	YAMAHA	ESP	18	29:54,456	01:38,584	7	00:24,987	00:01,329	144,63	MI	6 SSK
11	7	FERNANDEZ, Eric	Team Speed Racing	KAWASAKI	ESP	18	29:54,705	01:38,557	7	00:25,236	00:00,249	144,61	MI	5 SSK
12	54	BULIK, Michal	New2 Project	YAMAHA	SVK	18	29:54,939	01:38,523	3	00:25,470	00:00,234	144,59	PI	4 SSK
13	36	KROEZE, Sander	Easyrace Team	YAMAHA	NLD	18	29:57,437	01:38,740	7	00:27,968	00:02,498	144,39	DU	3 SSN
14	37	GONZALEZ, Mauro	Sp57 Racing Team	YAMAHA	ESP	18	29:58,777	01:38,677	16	00:29,308	00:01,340	144,28	MI	2 SSN
15	92	ROIG, Nil	Gmfuel Vrc Team	YAMAHA	ESP	18	30:00,013	01:38,925	7	00:30,544	00:01,236	144,18	PI	1 SSN
16	5	LAW, Mason	New2 Project	YAMAHA	GBR	18	30:01,867	01:38,753	8	00:32,398	00:01,854	144,03	PI	SSK
17	33	VALLE, Daniel	Kawasaki Palmeto PI	KAWASAKI	ESP	18	30:04,311	01:38,923	13	00:34,842	00:02,444	143,84	MI	SSN
18	11	SCHULTZ, Jared Karl	T. Monex Asap World	YAMAHA	RSA	18	30:06,098	01:39,298	5	00:36,629	00:01,787	143,69	PI	SSK
19	21	PATOVA, Kimi	Yamaha Gv Stratos	YAMAHA	FIN	18	30:27,101	01:39,902	8	00:57,632	00:21,003	142,04	MI	SSK
20	10	DA SILVA, Pedro M.	Stand Os Putos R. T.	YAMAHA	POR	18	30:39,450	01:40,804	2	01:09,981	00:12,349	141,09	DU	SSK
21	63	BRODERSEN, Alex C.	Sp57 Racing Team	YAMAHA	DEN	18	31:02,319	01:41,138	11	01:32,850	00:22,869	139,36	MI	SSK
22	88	DUBLIN, Ian Robert	Easyrace Team	YAMAHA	MAS	18	31:08,490	01:42,108	8	01:39,021	00:06,171	138,9	DU	SSK
23	96	FIORE, Silvio	Offitec Racing Team	YAMAHA	SUI	18	31:08,685	01:42,013	16	01:39,216	00:00,195	138,88	PI	SSK
24	13	LOPEZ, Sergio	Deza-Box Racing Team	KAWASAKI	ESP	17	30:15,549	01:43,593	7	-1 Lap	-1 Lap	135	DU	SSK
25	77	LEAL, Jesus	Andifer	YAMAHA	ESP	17	30:38,045	01:45,476	5	-1 Lap	00:22,496	133,35	MT	SSK
26	29	FELIPE, Enrique	Yamaha Gv Stratos	YAMAHA	ESP	16	29:30,878	01:46,619	3	-2 Lap	-1 Lap	130,27	MI	SSK
NO CLASIFICADOS														
.	3	REHACEK, Filip	Skx Cardoso Racing	YAMAHA	CZE	16	27:29,802	01:41,797	8	-2 Lap		139,83	MI	SSN
.	52	ERILL, Guillem	Deza - Box 77 Racing	KAWASAKI	ESP	14	23:19,695	01:38,391	8	-4 Lap	-2 Lap	144,21	DU	SSN
.	20	GARCIA, José J.	Mvagusta Forward J.		ESP	9	17:09,576	01:38,344	3	-9 Lap	-5 Lap	126,03	DU	SSN
.	56	HENRY, Marius	Tech Solutions	YAMAHA	FRA	8	14:12,904	01:43,365	7	-10 Lap	-1 Lap	135,24	PI	SSK
.	86	MAYOR, Mario	Andotrans T. Torrent	YAMAHA	ESP	7	11:52,849	01:39,738	5	-11 Lap	-1 Lap	141,58	MI	SSN
.	44	SAHIN, Baris	Offitec Racing Team	YAMAHA	SUI	7	12:06,196	01:40,872	7	-11 Lap	00:13,347	138,98	PI	SSN
.	22	ROBERTS, Brett	I+Dent Racing Team	YAMAHA	RSA	5	08:27,884	01:39,068	5	-13 Lap	-2 Lap	141,94	PI	SSK
.	40	ESCALERA, Aaron	Yamaha Gv Stratos	YAMAHA	ESP	2	03:31,200	01:40,496	2	-16 Lap	-3 Lap	136,53	MI	SSK

Best Lap: Rider 81 - VIU, Aleix - Time: 01:37,301 at 148,18 Km/h

Circuit Ricardo Tormo

 Final Official Provisional Official

Length: 4005

Hour: 14:55:00

JURY:

Hour:


C.of the Course:

Hour:

23/04/2022

C.Timekeeper:

Hour:



Cto. de ESPAÑA de SUPERBIKE 2022

23-24 ABRIL 2022

Laps: 18

 Circuit Ricardo Tormo
 Length: 4005 metros
Results **SUPERSTOCK**

Carrera 1 Supersport NG

Pos.	N.	Rider	Team	Motorcycle	Nat.	Laps	Time	Best Lap	iL	Gap	Interval	Speed	Tyr.	Pt.	Cat.
1	24	GREGORIO, Matthieu	Tech Solutions	YAMAHA	FRA	18	29:32,818	01:37,442	13			146,39	PI	25	SSK
2	43	JESPERSEN, Simon	SJ43	YAMAHA	DEN	18	29:33,063	01:37,658	7	00:00,245	00:00,245	146,37		20	SSK
3	4	TORRECILLAS, Carlos	Trt Team	YAMAHA	ESP	18	29:54,456	01:38,584	7	00:21,638	00:21,393	144,63	MI	16	SSK
4	7	FERNANDEZ, Eric	Team Speed Racing	KAWASAKI	ESP	18	29:54,705	01:38,557	7	00:21,887	00:00,249	144,61	MI	13	SSK
5	54	BULIK, Michal	New2 Project	YAMAHA	SVK	18	29:54,939	01:38,523	3	00:22,121	00:00,234	144,59	PI	11	SSK
6	5	LAW, Mason	New2 Project	YAMAHA	GBR	18	30:01,867	01:38,753	8	00:29,049	00:06,928	144,03	PI	10	SSK
7	11	SCHULTZ, Jared Karl	T. Monex Asap World	YAMAHA	RSA	18	30:06,098	01:39,298	5	00:33,280	00:04,231	143,69	PI	9	SSK
8	21	PATOVA, Kimi	Yamaha Gv Stratos	YAMAHA	FIN	18	30:27,101	01:39,902	8	00:54,283	00:21,003	142,04	MI	8	SSK
9	10	DA SILVA, Pedro M.	Stand Os Putos R. T.	YAMAHA	POR	18	30:39,450	01:40,804	2	01:06,632	00:12,349	141,09	DU	7	SSK
10	63	BRODERSEN, Alex C.	Sp57 Racing Team	YAMAHA	DEN	18	31:02,319	01:41,138	11	01:29,501	00:22,869	139,36	MI	6	SSK
11	88	DUBLIN, Ian Robert	Easyrace Team	YAMAHA	MAS	18	31:08,490	01:42,108	8	01:35,672	00:06,171	138,9	DU	5	SSK
12	96	IORE, Silvio	Offitec Racing Team	YAMAHA	SUI	18	31:08,685	01:42,013	16	01:35,867	00:00,195	138,88	PI	4	SSK
13	13	LOPEZ, Sergio	Deza-Box Racing Team	KAWASAKI	ESP	17	30:15,549	01:43,593	7	-1 Lap	-1 Lap	135	DU	3	SSK
14	77	LEAL, Jesus	Andifer	YAMAHA	ESP	17	30:38,045	01:45,476	5	-1 Lap	00:22,496	133,35	MT	2	SSK
15	29	FELIPE, Enrique	Yamaha Gv Stratos	YAMAHA	ESP	16	29:30,878	01:46,619	3	-2 Lap	-1 Lap	130,27	MI	1	SSK
NO CLASIFICADOS															
.	56	HENRY, Marius	Tech Solutions	YAMAHA	FRA	8	14:12,904	01:43,365	7	-10 Lap	-8 Lap	135,24	PI		SSK
.	22	ROBERTS, Brett	I+Dent Racing Team	YAMAHA	RSA	5	08:27,884	01:39,068	5	-13 Lap	-3 Lap	141,94	PI		SSK
.	40	ESCALERA, Aaron	Yamaha Gv Stratos	YAMAHA	ESP	2	03:31,200	01:40,496	2	-16 Lap	-3 Lap	136,53	MI		SSK

Best Lap: Rider 24 - GREGORIO, Matthieu - Time: 01:37,442 at 147,96 Km/h

Circuit Ricardo Tormo

 Final Official Provisional Official

Length: 4005 Hour: 14:55:00

JURY:

Hour:

C.of the Course:

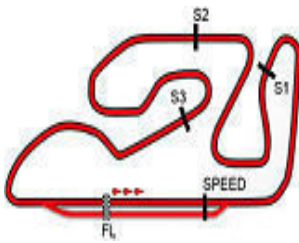
Hour:

23/04/2022

C.Timekeeper:

Hour:





Circuit Ricardo Tormo

Cto. de ESPAÑA de SUPERBIKE 2022

ANALYSIS / SECTORS Carrera 1 Supersport NG

Table for rider 2, VUGRINEC, Martin. Includes lap times, sector times, V.Max, and Hour for laps 1-18.

Table for rider 3, REHACEK, Filip. Includes lap times, sector times, V.Max, and Hour for laps 1-16.

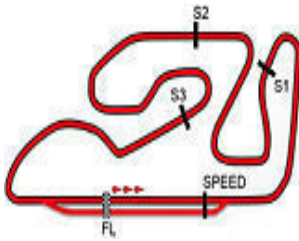
Table for rider 4, TORRECILLAS, Carlos. Includes lap times, sector times, V.Max, and Hour for laps 1-13.

Table for rider 5, LAW, Mason. Includes lap times, sector times, V.Max, and Hour for laps 14-18.

Table for rider 7, FERNANDEZ, Eric. Includes lap times, sector times, V.Max, and Hour for laps 1-18.

Table for rider 10, DA SILVA, Pedro M. Includes lap times, sector times, V.Max, and Hour for laps 1-6.





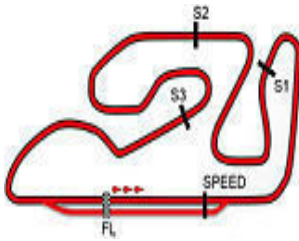
Circuit Ricardo Tormo

Cto. de ESPAÑA de SUPERBIKE 2022

ANALYSIS / SECTORS Carrera 1 Supersport NG

3	01:39,647	00:22,891	00:26,584	00:23,384	00:26,788	240,00	15:01:22	11	01:39,333	00:23,003	00:26,404	00:23,251	00:26,675	242,70	15:14:37
4	01:39,543	00:22,991	00:26,469	00:23,300	00:26,783	238,24	15:03:02	12	01:40,318	00:23,364	00:26,551	00:23,383	00:27,020	242,70	15:16:18
5	01:39,068	00:22,901	00:26,403	00:23,124	00:26,640	236,50	15:04:41	13	01:38,923	00:22,724	00:26,251	00:23,355	00:26,593	244,53	15:17:57
24 GREGORIO, Matthieu Tech Solutions FRA P.Vmax: 1 T. Ideal: 01:37,234								14 01:39,368 00:22,763 00:26,424 00:23,656 00:26,525 246,39 15:19:36							
Lap Time	Sector 1	Sector 2	Sector 3	Sector 4	V.Max	Hour		Lap Time	Sector 1	Sector 2	Sector 3	Sector 4	V.Max	Hour	
1 FIRST LAP	00:30,753	00:26,718	00:22,931	00:26,330	180,50	14:58:00		15 01:39,597	00:22,968	00:26,414	00:23,517	00:26,698	242,70	15:21:16	
2 01:38,206	00:22,638	00:26,213	00:22,911	00:26,444	242,70	14:59:38		16 01:39,961	00:23,081	00:26,517	00:23,523	00:26,840	240,89	15:22:56	
3 01:38,488	00:22,590	00:26,334	00:23,074	00:26,490	244,53	15:01:16		17 01:40,601	00:23,100	00:26,885	00:23,592	00:27,024	240,89	15:24:36	
4 01:37,935	00:22,670	00:25,901	00:22,889	00:26,475	239,11	15:02:54		18 01:40,846	00:23,018	00:26,907	00:23,642	00:27,279	240,89	15:26:17	
5 01:38,019	00:22,553	00:25,936	00:23,047	00:26,483	241,79	15:04:32	36 KROEZE, Sander Easyrace Team NLD P.Vmax: 12 T. Ideal: 01:38,651								
6 01:38,079	00:22,555	00:26,103	00:22,806	00:26,615	240,00	15:06:10	Lap Time	Sector 1	Sector 2	Sector 3	Sector 4	V.Max	Hour		
7 01:38,013	00:22,580	00:26,135	00:22,744	00:26,554	241,79	15:07:48	1 FIRST LAP	00:31,631	00:27,455	00:23,515	00:26,755	179,50	14:58:02		
8 01:37,819	00:22,503	00:25,950	00:22,959	00:26,407	244,53	15:09:26	2 01:39,877	00:22,677	00:26,785	00:23,616	00:26,799	242,70	14:59:42		
9 01:38,292	00:22,441	00:26,158	00:22,869	00:26,824	246,39	15:11:04	3 01:39,176	00:22,766	00:26,313	00:23,289	00:26,808	242,70	15:01:21		
10 01:37,988	00:22,577	00:25,944	00:22,887	00:26,580	242,70	15:12:42	4 01:39,190	00:22,842	00:26,314	00:23,254	00:26,780	240,00	15:03:00		
11 01:37,996	00:22,519	00:25,936	00:22,957	00:26,584	240,89	15:14:20	5 01:39,093	00:22,766	00:26,364	00:23,240	00:26,723	240,00	15:04:39		
12 01:37,657	00:22,509	00:25,906	00:22,758	00:26,484	240,89	15:15:58	6 01:39,145	00:22,691	00:26,431	00:23,185	00:26,838	239,11	15:06:19		
13 01:37,442	00:22,300	00:25,860	00:22,847	00:26,435	243,61	15:17:35	7 01:38,740	00:22,609	00:26,275	00:23,193	00:26,663	238,24	15:07:57		
14 01:37,798	00:22,464	00:25,979	00:22,860	00:26,495	242,70	15:19:13	8 01:39,083	00:22,702	00:26,412	00:23,255	00:26,714	240,89	15:09:36		
15 01:37,995	00:22,512	00:25,864	00:23,046	00:26,573	239,11	15:20:51	9 01:39,647	00:22,644	00:26,453	00:23,429	00:27,121	240,00	15:11:16		
16 01:37,873	00:22,480	00:25,982	00:22,868	00:26,543	238,24	15:22:29	10 01:39,770	00:22,981	00:26,492	00:23,394	00:26,903	237,36	15:12:56		
17 01:37,974	00:22,578	00:26,007	00:22,856	00:26,533	237,36	15:24:07	11 01:39,290	00:22,748	00:26,518	00:23,331	00:26,693	237,36	15:14:35		
18 01:38,512	00:22,645	00:26,101	00:23,014	00:26,752	239,11	15:25:46	12 01:39,533	00:22,694	00:26,535	00:23,529	00:26,775	236,50	15:16:15		
29 FELIPE, Enrique Yamaha Gv Stratos ESP P.Vmax: 28 T. Ideal: 01:46,079								13 01:38,782							
Lap Time	Sector 1	Sector 2	Sector 3	Sector 4	V.Max	Hour		14 01:38,880							
1 FIRST LAP	00:34,542	00:29,336	00:25,218	00:28,723	190,03	14:58:11		15 01:39,139							
2 01:48,432	00:24,607	00:28,627	00:25,276	00:29,922	230,60	14:59:59		16 01:39,712							
3 01:46,619	00:24,707	00:28,573	00:24,974	00:28,365	231,43	15:01:46		17 01:39,475							
4 01:47,451	00:24,888	00:28,197	00:24,984	00:29,382	226,57	15:03:33		18 01:39,549							
5 01:47,558	00:24,847	00:28,533	00:25,008	00:29,170	226,57	15:05:21									
6 01:47,779	00:24,952	00:28,608	00:25,173	00:29,046	228,98	15:07:08	37 GONZALEZ, Mauro Sp57 Racing Team ESP P.Vmax: 4 T. Ideal: 01:38,388								
7 01:47,565	00:24,875	00:28,483	00:25,325	00:28,882	228,17	15:08:56	Lap Time	Sector 1	Sector 2	Sector 3	Sector 4	V.Max	Hour		
8 01:48,946	00:24,935	00:29,339	00:25,610	00:29,062	232,26	15:10:45	1 FIRST LAP	00:32,188	00:27,590	00:23,738	00:26,670	189,47	14:58:03		
9 01:49,605	00:24,543	00:29,149	00:25,572	00:30,341	230,60	15:12:35	2 01:40,097	00:23,113	00:26,622	00:23,474	00:26,888	240,89	14:59:43		
10 01:53,795	00:25,453	00:30,328	00:27,943	00:30,071	226,57	15:14:28	3 01:39,087	00:22,724	00:26,371	00:23,292	00:26,700	241,79	15:01:22		
11 01:49,459	00:24,929	00:29,285	00:25,980	00:29,265	227,37	15:16:18	4 01:39,521	00:23,102	00:26,407	00:23,389	00:26,623	243,61	15:03:02		
12 01:49,272	00:24,892	00:28,894	00:25,628	00:29,858	236,50	15:18:07	5 01:39,136	00:22,967	00:26,476	00:23,139	00:26,554	239,11	15:04:41		
13 01:49,945	00:24,833	00:30,055	00:25,796	00:29,261	230,60	15:19:57	6 01:39,353	00:23,040	00:26,361	00:23,104	00:26,848	244,53	15:06:20		
14 01:57,288	00:24,608	00:29,404	00:26,102	00:37,174	229,79	15:21:54	7 01:39,271	00:22,878	00:26,370	00:23,389	00:26,634	242,70	15:07:59		
15 01:55,445	00:30,409	00:29,470	00:26,155	00:29,411	228,17	15:23:50	8 01:38,778	00:22,874	00:26,276	00:23,100	00:26,528	240,89	15:09:38		
16 01:53,900	00:25,407	00:31,809	00:26,587	00:30,097	229,79	15:25:44	9 01:39,336	00:23,122	00:26,296	00:23,253	00:26,665	242,70	15:11:18		
33 VALLE, Daniel Kawasaki Palmeto PI ESP P.Vmax: 1 T. Ideal: 01:38,646								10 01:39,701	00:22,997	00:26,667	00:23,189	00:26,848	239,11	15:12:57	
Lap Time	Sector 1	Sector 2	Sector 3	Sector 4	V.Max	Hour		11 01:39,176							
1 FIRST LAP	00:32,649	00:27,610	00:23,874	00:26,789	179,50	14:58:04		12 01:40,336							
2 01:39,666	00:23,220	00:26,431	00:23,279	00:26,736	241,79	14:59:43		13 01:38,891							
3 01:39,591	00:23,311	00:26,466	00:23,297	00:26,517	243,61	15:01:23		14 01:39,505							
4 01:39,521	00:22,993	00:26,377	00:23,542	00:26,609	246,39	15:03:02		15 01:39,424							
5 01:39,218	00:22,895	00:26,524	00:23,327	00:26,472	244,53	15:04:42		16 01:38,677							
6 01:39,314	00:22,958	00:26,374	00:23,354	00:26,628	246,39	15:06:21		17 01:39,217							
7 01:39,373	00:22,896	00:26,502	00:23,519	00:26,456	241,79	15:08:00		18 01:39,085							
8 01:39,208	00:22,888	00:26,383	00:23,393	00:26,544	246,39	15:09:40	38 RODRIGUEZ, Juan Cuna Campeones ESP P.Vmax: 16 T. Ideal: 01:37,481								
9 01:39,016	00:22,688	00:26,294	00:23,469	00:26,565	245,45	15:11:19	Lap Time	Sector 1	Sector 2	Sector 3	Sector 4	V.Max	Hour		
10 01:39,535	00:23,072	00:26,319	00:23,398	00:26,746	242,70	15:12:58	1 FIRST LAP	00:31,116	00:26,888	00:23,220	00:26,454	178,51	14:58:00		
							2 01:38,907	00:22,821	00:26,323	00:23,033	00:26,730	240,89	14:59:39		
							3 01:38,010	00:22,345	00:26,090	00:22,882	00:26,693	237,36	15:01:17		





Circuit Ricardo Tormo

Cto. de ESPAÑA de SUPERBIKE 2022

ANALYSIS / SECTORS Carrera 1 Supersport NG

Table with 18 rows of lap times for various riders including Aaron Escalera, Simon Jespersen, and Michal Bulik.

Summary table for rider Aaron Escalera (ESP) on Yamaha Gv Stratos, showing lap times and sector splits.

Summary table for rider Simon Jespersen (DEN) on SJ43, showing lap times and sector splits.

Summary table for rider Baris Sahin (SUI) on Offitec Racing Team, showing lap times and sector splits.

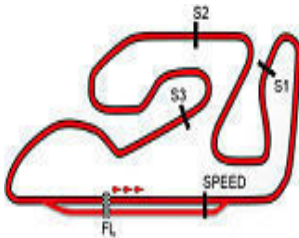
Summary table for rider Guillem Erill (ESP) on Deza - Box 77 Racing, showing lap times and sector splits.

Summary table for rider Michal Bulik (SVK) on New2 Project, showing lap times and sector splits.

Summary table for rider Marius Henry (FRA) on Tech Solutions, showing lap times and sector splits.

Summary table for rider Alex C. Brodersen (DEN) on Sp57 Racing Team, showing lap times and sector splits.





Circuit Ricardo Tormo

Cto. de ESPAÑA de SUPERBIKE 2022

ANALYSIS / SECTORS Carrera 1 Supersport NG

Table with 7 columns: Lap, Time, Sector 1, Sector 2, Sector 3, Sector 4, V.Max, Hour. Rows 10-18.

Table with 7 columns: Lap, Time, Sector 1, Sector 2, Sector 3, Sector 4, V.Max, Hour. Rows 3-17.

Driver profile for 72 RUIZ, Yeray. Includes Yamaha Ms Racing, P.Vmax: 9, T. Ideal: 01:37,293 and a detailed lap time table.

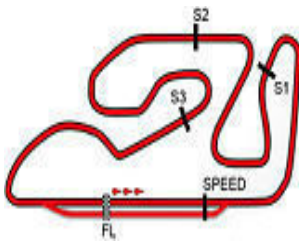
Driver profile for 81 VIU, Aleix. Includes Andotrans T. Torrent, P.Vmax: 12, T. Ideal: 01:37,188 and a detailed lap time table.

Driver profile for 76 GIRAL, Julian. Includes U. Arco Motorsport, P.Vmax: 4, T. Ideal: 01:37,719 and a detailed lap time table.

Driver profile for 83 KAWAKAMI, M. Yuji. Includes Yamaha Ms Racing, P.Vmax: 4, T. Ideal: 01:37,473 and a detailed lap time table.

Driver profile for 77 LEAL, Jesus. Includes Andifer, P.Vmax: 34, T. Ideal: 01:45,038 and a detailed lap time table.





Circuit Ricardo Tormo

Cto. de ESPAÑA de SUPERBIKE 2022

ANALYSIS / SECTORS Carrera 1 Supersport NG

86		MAYOR, Mario		Andotrans T. Torrent			
ESP				P.Vmax: 28		T. Ideal: 01:39,511	
Lap	Time	Sector 1	Sector 2	Sector 3	Sector 4	V.Max	Hour
1	FIRST LAP	00:33,229	00:27,656	00:23,951	00:27,198	186,74	14:58:05
2	01:40,119	00:22,872	00:26,791	00:23,411	00:27,045	233,94	14:59:45
3	01:40,070	00:22,830	00:26,809	00:23,453	00:26,978	236,50	15:01:25
4	01:40,199	00:22,974	00:26,887	00:23,396	00:26,942	234,78	15:03:05
5	01:39,738	00:22,968	00:26,652	00:23,245	00:26,873	230,60	15:04:45
6	01:40,846	00:23,432	00:26,667	00:23,637	00:27,110	234,78	15:06:26
7	01:39,843	00:22,883	00:26,563	00:23,310	00:27,087	233,94	15:08:06

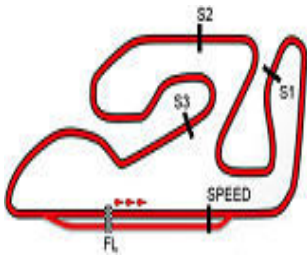
2	01:46,107	00:23,792	00:27,658	00:26,623	00:28,034	236,50	14:59:52
3	01:43,577	00:23,856	00:27,653	00:24,305	00:27,763	234,78	15:01:36
4	01:43,546	00:23,784	00:27,521	00:24,200	00:28,041	234,78	15:03:19
5	01:43,265	00:23,855	00:27,504	00:24,106	00:27,800	232,26	15:05:03
6	01:43,119	00:23,837	00:27,337	00:24,060	00:27,885	233,94	15:06:46
7	01:42,544	00:23,577	00:27,410	00:23,955	00:27,602	234,78	15:08:28
8	01:42,588	00:23,437	00:27,298	00:24,090	00:27,763	234,78	15:10:11
9	01:42,747	00:23,562	00:27,303	00:24,076	00:27,806	233,09	15:11:54
10	01:43,393	00:23,506	00:27,541	00:24,279	00:28,067	235,64	15:13:37
11	01:42,877	00:23,653	00:27,484	00:24,053	00:27,687	232,26	15:15:20
12	01:43,234	00:24,142	00:27,265	00:24,098	00:27,729	233,94	15:17:03
13	01:45,411	00:25,586	00:27,933	00:24,202	00:27,690	238,24	15:18:49
14	01:42,731	00:23,635	00:27,376	00:24,102	00:27,618	233,09	15:20:31
15	01:42,384	00:23,614	00:27,369	00:23,889	00:27,512	233,09	15:22:14
16	01:42,013	00:23,473	00:27,147	00:23,736	00:27,657	234,78	15:23:56
17	01:43,147	00:23,600	00:27,632	00:24,167	00:27,748	235,64	15:25:39
18	01:42,628	00:23,458	00:27,193	00:24,496	00:27,481	235,64	15:27:21

88		DUBLIN, Ian Robert		Easyrace Team			
MAS				P.Vmax: 28		T. Ideal: 01:41,858	
Lap	Time	Sector 1	Sector 2	Sector 3	Sector 4	V.Max	Hour
1	FIRST LAP	00:34,591	00:28,441	00:24,551	00:28,146	191,15	14:58:09
2	01:44,603	00:23,744	00:27,465	00:24,324	00:29,070	229,79	14:59:53
3	01:43,446	00:23,831	00:27,388	00:24,256	00:27,971	233,09	15:01:37
4	01:43,237	00:23,776	00:27,220	00:24,503	00:27,738	233,94	15:03:20
5	01:43,419	00:23,940	00:27,402	00:24,308	00:27,769	231,43	15:05:03
6	01:43,660	00:24,417	00:27,137	00:24,285	00:27,821	232,26	15:06:47
7	01:42,456	00:23,539	00:27,492	00:23,924	00:27,501	233,94	15:08:29
8	01:42,108	00:23,494	00:27,046	00:24,010	00:27,558	234,78	15:10:11
9	01:42,347	00:23,387	00:27,076	00:24,263	00:27,621	233,09	15:11:54
10	01:43,388	00:23,546	00:27,483	00:24,237	00:28,122	233,09	15:13:37
11	01:42,892	00:23,700	00:27,412	00:24,122	00:27,658	234,78	15:15:20
12	01:42,704	00:23,642	00:27,177	00:24,136	00:27,749	236,50	15:17:03
13	01:42,848	00:23,633	00:27,274	00:24,130	00:27,811	232,26	15:18:46
14	01:42,800	00:23,590	00:27,237	00:24,354	00:27,619	232,26	15:20:28
15	01:42,693	00:23,736	00:27,223	00:24,015	00:27,719	230,60	15:22:11
16	01:43,063	00:23,727	00:27,393	00:24,232	00:27,711	231,43	15:23:54
17	01:44,263	00:23,787	00:28,186	00:24,172	00:28,118	230,60	15:25:38
18	01:42,834	00:23,648	00:27,271	00:24,355	00:27,560	231,43	15:27:21

92		ROIG, Nil		Gmfuel Vrc Team			
ESP				P.Vmax: 9		T. Ideal: 01:38,427	
Lap	Time	Sector 1	Sector 2	Sector 3	Sector 4	V.Max	Hour
1	FIRST LAP	00:31,381	00:27,208	00:23,353	00:26,709	185,14	14:58:01
2	01:39,644	00:22,957	00:26,725	00:22,974	00:26,988	240,00	14:59:41
3	01:39,147	00:22,631	00:26,478	00:23,210	00:26,828	240,89	15:01:20
4	01:39,642	00:22,867	00:26,457	00:23,338	00:26,980	239,11	15:03:00
5	01:39,296	00:22,951	00:26,531	00:23,143	00:26,671	236,50	15:04:39
6	01:39,545	00:22,738	00:26,453	00:23,114	00:27,240	240,00	15:06:19
7	01:38,925	00:22,717	00:26,441	00:23,147	00:26,620	236,50	15:07:58
8	01:39,060	00:22,671	00:26,396	00:23,269	00:26,724	242,70	15:09:37
9	01:39,548	00:22,627	00:26,490	00:23,464	00:26,967	242,70	15:11:16
10	01:39,996	00:23,042	00:26,526	00:23,445	00:26,983	240,89	15:12:56
11	01:39,841	00:22,749	00:26,643	00:23,388	00:27,061	240,89	15:14:36
12	01:40,349	00:22,936	00:26,874	00:23,342	00:27,197	243,61	15:16:16
13	01:39,120	00:22,565	00:26,510	00:23,185	00:26,860	242,70	15:17:56
14	01:39,785	00:23,011	00:26,585	00:23,518	00:26,671	241,79	15:19:35
15	01:39,504	00:22,781	00:26,268	00:23,747	00:26,708	243,61	15:21:15
16	01:39,027	00:22,711	00:26,370	00:23,142	00:26,804	238,24	15:22:54
17	01:39,354	00:22,835	00:26,438	00:23,247	00:26,834	239,11	15:24:33
18	01:39,579	00:22,713	00:26,484	00:23,224	00:27,158	238,24	15:26:13

96		FIORE, Silvio		Offitec Racing Team			
SUI				P.Vmax: 26		T. Ideal: 01:41,801	
Lap	Time	Sector 1	Sector 2	Sector 3	Sector 4	V.Max	Hour
1	FIRST LAP	00:33,606	00:28,146	00:24,052	00:27,570	194,01	14:58:06





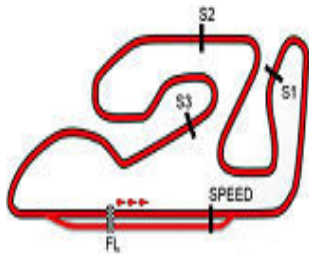
Circuit Ricardo Tormo

Cto. de ESPAÑA de SUPERBIKE 2022

Análisis por vuelta Carrera 1 Supersport NG

Lap: 1			Lap: 2			Lap: 3			Lap: 4			Lap: 5			Lap: 6			Lap: 7			
Num	Tiempo	GAP	Num	Tiempo	GAP	Num	Tiempo	GAP	Num	Tiempo	GAP	Num	Tiempo	GAP	Num	Tiempo	GAP	Num	Tiempo	GAP	
43	FIRST LAP		43	01:38,429		81	01:37,759		81	01:37,580		81	01:37,580		81	01:37,531		81	01:37,531		
81	FIRST LAP	0,500	81	01:37,965	0,036	43	01:38,052	0,257	72	01:37,749	0,348	72	01:37,684	0,406	72	01:37,684	0,406	72	01:37,684	0,406	
72	FIRST LAP	0,540	72	01:38,170	0,281	72	01:37,872	0,358	43	01:37,812	0,558	43	01:37,812	0,558	43	01:37,658	0,544	43	01:37,658	0,544	
83	FIRST LAP	0,811	83	01:38,313	0,695	83	01:38,194	1,094	2	01:37,838	1,982	2	01:37,838	1,982	2	01:37,593	2,046	2	01:37,593	2,046	
76	FIRST LAP	1,025	2	01:38,206	1,082	2	01:38,267	1,554	83	01:38,502	2,345	83	01:38,502	2,345	83	01:38,033	2,972	83	01:38,033	2,972	
2	FIRST LAP	1,305	76	01:38,504	1,100	83	01:38,194	1,094	2	01:38,019	2,521	2	01:38,019	2,521	24	01:38,013	3,140	24	01:38,013	3,140	
24	FIRST LAP	1,542	24	01:38,206	1,319	24	01:38,488	2,012	88	01:43,237	27,736	88	01:43,237	27,736	38	01:37,841	4,111	38	01:37,841	4,111	
7	FIRST LAP	2,289	38	01:38,907	2,966	76	01:38,925	2,230	13	01:45,960	38,642	13	01:45,960	38,642	76	01:38,838	6,702	76	01:38,838	6,702	
38	FIRST LAP	2,488	7	01:39,218	3,078	38	01:38,010	3,181	77	01:45,603	38,787	77	01:45,603	38,787	19	01:38,826	9,271	19	01:38,826	9,271	
19	FIRST LAP	2,644	19	01:38,970	3,185	19	01:38,549	3,939	29	01:47,451	41,042	29	01:47,451	41,042	54	01:38,935	9,632	54	01:38,935	9,632	
54	FIRST LAP	2,986	54	01:38,986	3,543	54	01:38,523	4,271	20	01:47,451	41,042	20	01:47,451	41,042	7	01:38,557	10,183	7	01:38,557	10,183	
92	FIRST LAP	3,461	20	01:38,621	3,842	20	01:38,344	4,391	20	PIT	46,619	20	PIT	46,619	4	01:38,584	10,731	4	01:38,584	10,731	
20	FIRST LAP	3,650	92	01:39,644	4,676	7	01:39,717	5,000	7	01:39,717	5,000	7	01:39,717	5,000	36	01:38,740	12,245	36	01:38,740	12,245	
4	FIRST LAP	3,876	4	01:39,605	5,052	92	01:39,147	6,028	92	01:39,147	6,028	92	01:39,147	6,028	5	01:38,925	12,518	5	01:38,925	12,518	
36	FIRST LAP	4,166	11	01:39,432	5,508	4	01:38,941	6,198	4	01:38,941	6,198	4	01:38,941	6,198	37	01:39,271	14,319	37	01:39,271	14,319	
11	FIRST LAP	4,505	36	01:39,877	5,614	36	01:39,176	6,995	36	01:39,176	6,995	36	01:39,176	6,995	11	01:39,806	14,702	11	01:39,806	14,702	
22	FIRST LAP	4,586	22	01:39,850	6,007	11	01:39,442	7,155	11	01:39,442	7,155	11	01:39,442	7,155	52	01:39,421	14,832	52	01:39,421	14,832	
52	FIRST LAP	4,717	52	01:40,062	6,350	83	01:38,194	1,094	22	01:39,647	7,859	22	01:39,647	7,859	33	01:39,373	15,273	33	01:39,373	15,273	
37	FIRST LAP	4,996	37	01:40,097	6,664	2	01:38,267	1,554	37	01:39,087	7,956	37	01:39,087	7,956	86	01:39,373	15,273	86	01:39,373	15,273	
40	FIRST LAP	5,514	40	01:39,666	6,969	24	01:38,488	2,012	5	01:39,150	8,341	5	01:39,150	8,341	77	01:39,843	20,517	77	01:39,843	20,517	
5	FIRST LAP	5,650	5	01:39,666	6,969	76	01:38,925	2,230	52	01:39,966	8,521	52	01:39,966	8,521	29	01:39,507	20,533	29	01:39,507	20,533	
33	FIRST LAP	5,732	33	01:39,666	6,969	38	01:38,010	3,181	33	01:39,591	8,765	33	01:39,591	8,765	20	01:39,507	20,533	20	01:39,507	20,533	
86	FIRST LAP	6,844	86	01:39,666	6,969	19	01:38,549	3,939	86	01:40,070	10,809	86	01:40,070	10,809	3	01:38,818	14,122	3	01:38,818	14,122	
10	FIRST LAP	6,984	10	01:39,666	6,969	54	01:38,523	4,271	10	01:40,817	12,381	10	01:40,817	12,381	5	01:38,818	14,122	5	01:38,818	14,122	
44	FIRST LAP	7,762	44	01:39,666	6,969	20	01:38,344	4,391	20	01:40,626	14,976	20	01:40,626	14,976	37	01:39,271	14,319	37	01:39,271	14,319	
96	FIRST LAP	8,184	96	01:39,666	6,969	7	01:39,717	5,000	7	01:39,717	5,000	7	01:39,717	5,000	3	01:39,271	14,319	3	01:39,271	14,319	
21	FIRST LAP	8,287	21	01:39,666	6,969	92	01:39,147	6,028	92	01:39,147	6,028	92	01:39,147	6,028	63	01:39,271	14,319	63	01:39,271	14,319	
3	FIRST LAP	8,580	3	01:39,666	6,969	4	01:38,941	6,198	4	01:38,941	6,198	4	01:38,941	6,198	19	01:39,271	14,319	19	01:39,271	14,319	
63	FIRST LAP	9,131	63	01:39,666	6,969	36	01:39,176	6,995	36	01:39,176	6,995	36	01:39,176	6,995	43	01:39,271	14,319	43	01:39,271	14,319	
56	FIRST LAP	9,874	56	01:39,666	6,969	11	01:39,442	7,155	11	01:39,442	7,155	11	01:39,442	7,155	88	01:39,271	14,319	88	01:39,271	14,319	
88	FIRST LAP	10,539	88	01:39,666	6,969	22	01:39,647	7,859	22	01:39,647	7,859	22	01:39,647	7,859	13	01:39,271	14,319	13	01:39,271	14,319	
29	FIRST LAP	12,629	29	01:39,666	6,969	37	01:39,087	7,956	37	01:39,087	7,956	37	01:39,087	7,956	77	01:39,271	14,319	77	01:39,271	14,319	
77	FIRST LAP	12,846	77	01:39,666	6,969	5	01:39,150	8,341	5	01:39,150	8,341	5	01:39,150	8,341	29	01:39,271	14,319	29	01:39,271	14,319	
13	FIRST LAP	12,871	13	01:39,666	6,969	52	01:39,966	8,521	52	01:39,966	8,521	52	01:39,966	8,521	7	01:39,271	14,319	7	01:39,271	14,319	





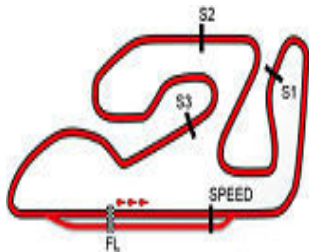
Circuit Ricardo Tormo

Cto. de ESPAÑA de SUPERBIKE 2022

Análisis por vuelta Carrera 1 Supersport NG

Num	Tiempo	GAP	Num	Tiempo	GAP	Num	Tiempo	GAP	Num	Tiempo	GAP
10	01:41,168	26,314	92	01:39,548	16,449	54	01:38,924	15,200	19	01:38,730	16,243
21	01:40,355	28,147	5	01:39,330	17,528	7	01:39,272	16,518	7	01:39,153	18,811
44	01:40,872	33,864	37	01:39,336	17,756	4	01:39,301	17,519	54	01:39,094	18,993
3	01:41,871	36,658	52	01:39,378	17,924	36	01:39,290	19,553	4	01:38,677	19,151
63	01:42,036	39,407	33	01:39,016	18,820	52	01:39,253	20,371	36	01:38,782	21,620
96	01:42,544	43,200	11	01:39,811	19,486	92	01:39,841	20,481	52	01:38,512	21,672
88	01:42,456	44,218	20	01:40,142	25,262	37	01:39,176	20,828	92	01:39,120	23,702
56	01:43,365	44,914	21	01:40,677	34,049	5	01:39,923	20,936	37	01:38,891	23,807
13	01:43,593	59,620	10	01:41,818	35,005	33	01:39,333	21,883	5	01:39,055	24,180
77	01:45,684	01:02,4	3	01:42,329	46,107	11	01:39,728	23,006	33	01:38,923	24,876
29	01:47,565	01:10,8	63	01:42,139	48,789	21	01:40,829	39,406	11	01:39,681	26,153
Lap: 8			96	01:42,747	53,858	10	01:41,470	41,675	29	01:49,272	35,238
81	01:37,301		88	01:42,347	53,996	3	01:42,457	55,502	21	01:40,118	43,423
72	01:37,911	1,016	13	01:44,272	01:13,7	63	01:41,138	56,372	10	01:41,429	48,759
43	01:37,954	1,197	77	01:46,693	01:21,5	96	01:42,877	01:04,3	63	01:42,482	01:04,1
2	01:37,577	2,322	29	01:49,605	01:34,7	88	01:42,892	01:04,4	3	01:42,629	01:04,1
83	01:37,872	3,543	Lap: 10			13	01:45,864	01:30,0	88	01:42,848	01:13,7
24	01:37,819	3,658	81	01:37,759		29			96	01:45,411	01:16,7
38	01:37,741	4,551	43	01:38,257	2,470	Lap: 12			Lap: 14		
76	01:39,096	8,497	72	01:39,781	4,174	81	01:38,474		81	01:38,076	
19	01:38,716	10,686	2	01:39,104	4,231	43	01:38,345	2,941	43	01:37,695	2,630
54	01:38,686	11,017	24	01:37,988	4,803	2	01:37,621	3,226	2	01:37,772	2,882
7	01:38,769	11,651	83	01:38,682	5,295	24	01:37,657	3,936	24	01:37,798	3,326
4	01:38,606	12,036	38	01:38,232	5,748	77	01:49,031	4,649	83	01:38,450	5,773
36	01:39,083	14,027	76	01:39,375	12,403	83	01:37,959	5,260	24	01:37,798	3,326
92	01:39,060	14,277	19	01:39,168	13,886	72	01:38,526	5,675	83	01:38,272	6,040
5	01:38,753	15,574	54	01:39,204	14,322	38	01:38,223	5,854	72	01:39,391	8,362
37	01:38,778	15,796	7	01:39,392	15,292	76	01:39,146	14,584	13	01:47,899	9,064
52	01:38,391	15,922	4	01:39,874	16,264	19	01:38,975	15,287	76	01:39,333	17,266
11	01:39,650	17,051	36	01:39,770	18,309	7	01:39,388	17,432	19	01:39,178	17,345
33	01:39,208	17,180	92	01:39,996	18,686	54	01:40,947	17,673	7	01:39,159	19,894
20	01:39,264	22,496	5	01:39,290	19,059	4	01:39,203	18,248	54	01:39,256	20,173
10	01:41,550	30,563	52	01:38,999	19,164	36	01:39,533	20,612	4	01:39,189	20,264
21	01:39,902	30,748	37	01:39,701	19,698	52	01:39,037	20,934	36	01:38,880	22,424
3	01:41,797	41,154	33	01:39,535	20,596	92	01:40,349	22,356	52	01:38,961	22,557
63	01:41,920	44,026	11	01:39,597	21,324	37	01:40,336	22,690	37	01:39,505	25,236
96	01:42,588	48,487	21	01:40,333	36,623	5	01:40,437	22,899	92	01:39,785	25,411
88	01:42,108	49,025	10	01:41,005	38,251	29	01:40,318	23,727	5	01:39,659	25,763
56	PIT	01:03,2	20	PIT	44,808	29	01:49,459	23,740	33	01:39,368	26,168
13	01:44,491	01:06,8	3	01:42,743	51,091	11	01:39,714	24,246	11	01:39,616	27,693
77	01:47,042	01:12,1	63	01:42,250	53,280	21	01:40,147	41,079	77	01:53,002	30,648
29	01:48,946	01:22,5	96	01:43,393	59,492	10	01:41,903	45,104	21	01:41,162	46,509
Lap: 9			88	01:43,388	59,625	3	01:42,313	59,341	29	01:49,945	47,107
81	01:37,376		13	01:46,238	01:22,1	63	01:41,529	59,427	10	01:42,094	52,777
43	01:38,151	1,972	77	01:48,385	01:32,1	88	01:42,704	01:08,7	3	01:41,861	01:07,9
72	01:38,512	2,152	Lap: 11			96	01:43,234	01:09,0	63	01:42,021	01:08,0
2	01:37,940	2,886	81	01:38,046		13	01:45,486	01:37,0	88	01:42,800	01:18,4
83	01:38,205	4,372	43	01:38,646	3,070	Lap: 13			96	01:42,731	01:21,3
24	01:38,292	4,574	2	01:37,894	4,079	81	01:37,774		Lap: 15		
38	01:38,100	5,275	24	01:37,996	4,753	43	01:37,844	3,011	81	01:37,707	
76	01:39,666	10,787	72	01:39,495	5,623	2	01:37,734	3,186	24	01:37,995	3,614
19	01:39,167	12,477	83	01:38,526	5,775	24	01:37,442	3,604	2	01:38,471	3,646
54	01:39,236	12,877	38	01:38,403	6,105	83	01:37,913	5,399	43	01:38,782	3,705
7	01:39,384	13,659	29	01:53,795	12,755	38	01:37,764	5,844	83	01:38,477	6,543
4	01:39,489	14,149	76	01:39,555	13,912	72	01:39,146	7,047	38	01:38,515	6,848
36	01:39,647	16,298	19	01:38,946	14,786	77	01:48,847	15,722	72	01:39,445	10,100
						76	01:39,199	16,009	13	01:46,070	17,427





Circuit Ricardo Tormo

Cto. de ESPAÑA de SUPERBIKE 2022

Análisis por vuelta Carrera 1 Supersport NG

19	01:39,097	18,735	76	01:39,532	22,501
76	01:39,468	19,027	7	01:39,285	24,448
7	01:39,282	21,469	54	01:39,143	24,633
54	01:39,226	21,692	4	01:39,008	24,918
4	01:39,412	21,969	36	01:39,475	27,189
36	01:39,139	23,856	37	01:39,217	28,993
37	01:39,424	26,953	92	01:39,354	29,735
92	01:39,504	27,208	5	01:39,678	30,777
5	01:39,529	27,585	33	01:40,601	32,766
33	01:39,597	28,058	11	01:40,810	34,779
11	01:39,696	29,682	13	01:47,681	36,783
77	01:47,962	40,903	21	01:41,033	55,046
21	01:40,669	49,471	77	01:47,814	01:00,0
10	01:42,860	57,930	10	01:41,827	01:06,0
29	01:57,288	01:06,6	63	01:45,533	01:24,4
63	01:41,558	01:11,9	88	01:44,263	01:34,9
3	01:41,828	01:12,1	96	01:43,147	01:35,3
88	01:42,693	01:23,4			
96	01:42,384	01:26,0			

Lap: 18

Num	Tiempo	GAP
81	01:38,770	
29	01:53,900	1,409
2	01:37,818	2,723
24	01:38,512	3,349
43	01:38,222	3,594
83	01:38,612	7,962
38	01:38,563	8,035
72	01:41,335	17,020
19	01:39,608	23,054
76	01:39,927	23,658
4	01:38,839	24,987
7	01:39,558	25,236
54	01:39,607	25,470
36	01:39,549	27,968
37	01:39,085	29,308
92	01:39,579	30,544
5	01:40,391	32,398
33	01:40,846	34,842
11	01:40,620	36,629
13	01:48,067	46,080
21	01:41,356	57,632
77	01:47,320	01:08,5
10	01:42,676	01:09,9
63	01:47,155	01:32,8
88	01:42,834	01:39,0
96	01:42,628	01:39,2

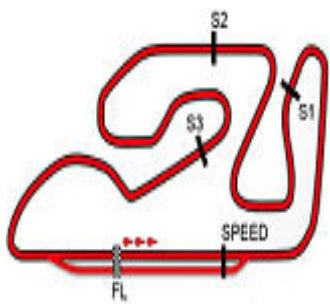
Lap: 16

Num	Tiempo	GAP
81	01:37,733	
24	01:37,873	3,754
2	01:37,988	3,901
43	01:38,481	4,453
83	01:38,671	7,481
38	01:38,619	7,734
72	01:39,988	12,355
19	01:39,780	20,782
76	01:39,796	21,090
7	01:39,548	23,284
54	01:39,652	23,611
4	01:39,795	24,031
36	01:39,712	25,835
13	01:47,529	27,223
37	01:38,677	27,897
92	01:39,027	28,502
5	01:39,368	29,220
33	01:39,961	30,286
11	01:40,141	32,090
77	01:47,163	50,333
21	01:40,396	52,134
10	01:42,172	01:02,3
63	01:42,855	01:17,0
3	01:42,855	01:17,2
29	01:55,445	01:24,4
88	01:43,063	01:28,8
96	01:42,013	01:30,3

Lap: 17

Num	Tiempo	GAP
81	01:38,121	
24	01:37,974	3,607
2	01:37,895	3,675
43	01:37,810	4,142
83	01:38,760	8,120
38	01:38,629	8,242
72	01:40,221	14,455
19	01:39,555	22,216





LISTADO DEL CUADRANTE

	V1	V2	V3	V4	V5	V6	V7	V8	V9	V10	V11	V12	V13	V14	V15	V16	V17	V18
81 - VIU, Aleix	43	43	81	81	81	81	81	81	81	81	81	81	81	81	81	81	81	81
2 - VUGRINEC, Marlin	81	81	43	72	72	72	72	72	43	43	43	43	43	24	24	24	24	2
24 - GREGORIO, Matthieu	72	72	72	43	43	43	43	43	72	72	2	2	2	2	2	2	2	24
43 - JESPERSEN, Simon	83	83	83	83	2	2	2	2	2	2	24	24	24	24	43	43	43	43
83 - KAWAKAMI, M. Yūji	76	2	2	2	83	83	83	83	83	24	72	83	83	83	83	83	83	83
38 - RODRIGUEZ, Juan	2	76	24	24	24	24	24	24	24	83	83	72	38	38	38	38	38	38
72 - RUIZ, Yeray	24	24	76	76	38	38	38	38	38	38	38	38	72	72	72	72	72	72
19 - DIAZ, Joan	7	38	38	38	76	76	76	76	76	76	76	76	76	76	19	19	19	19
76 - GIRAL, Julian	38	7	19	19	19	19	19	19	19	19	19	19	19	19	76	76	76	76
4 - TORRECILLAS, Carlos	19	19	54	54	54	54	54	54	54	54	7	7	7	7	7	7	7	4
7 - FERNANDEZ, Eric	54	54	20	7	7	7	7	7	7	7	54	54	54	54	54	54	54	7
54 - BULIK, Michal	92	20	7	92	4	4	4	4	4	4	4	4	4	4	4	4	4	54
36 - KROEZE, Sander	20	92	92	4	92	36	36	36	36	36	36	36	36	36	36	36	36	36
37 - GONZALEZ, Mauro	4	4	4	36	36	92	92	92	92	92	52	52	52	52	37	37	37	37
92 - ROIG, Nil	36	11	36	11	11	11	5	5	5	5	92	92	92	37	92	92	92	92
5 - LAW, Mason	11	36	11	22	22	37	37	37	37	52	37	37	37	92	5	5	5	5
33 - VALLE, Daniel	22	22	22	37	37	5	11	52	52	37	5	5	5	5	33	33	33	33
11 - SCHULTZ, Jared Karl	52	52	37	5	5	52	52	11	33	33	33	33	33	33	11	11	11	11
21 - PATOVA, Kimi	37	37	5	52	52	33	33	11	11	11	11	11	11	11	21	21	21	21
10 - DA SILVA, Pedro M.	40	33	52	33	33	86	86	10	21	21	21	21	21	21	10	10	10	10
63 - BRODERSEN, Alex C.	5	5	33	86	86	10	10	21	10	10	10	10	10	10	63	63	63	63
88 - DUBLIN, Ian Robert	33	40	86	10	10	21	21	3	3	3	3	3	63	3	3	3	88	88
96 - FIORE, Silvio	86	86	10	21	21	44	44	63	63	63	63	63	3	63	88	88	96	96
13 - LOPEZ, Sergio	10	10	44	44	44	3	3	96	96	96	96	88	88	88	96	96	13	13
77 - LEAL, Jesus	44	44	21	3	3	63	63	88	88	88	88	96	96	96	13	13	77	77
29 - FELIPE, Enrique	96	21	3	63	63	96	96	56P	13	13	13	13	13	13	77	77	77	77
- NO CLASIFICADOS	21	3	63	96	96	56	88	13	77	77	77	77	77	77	29	29	29	29
3 - REHACEK, Filip	3	63	96	56	56	88	56	77	29	29	29	29	29	29	29	29	29	29
52 - ERILL, Guillem	63	56	56	88	88	13	13	29	20P									
20 - GARCIA, José J.	56	96	88	13	13	77	77		20									
56 - HENRY, Marius	88	88	13	77	77	29	29											
86 - MAYOR, Mario	29	13	77	29	29	20	20											
44 - SAHIN, Baris	77	77	29	20P														
22 - ROBERTS, Brett	13	29																
40 - ESCALERA, Aaron																		

Presidente del Jurado

Director de Carrera

Cronometrador

