

23 Y 24 ABRIL
CIRCUIT RICARDO TORMO

Cto. de ESPAÑA de SUPERBIKE 2022

23-24 ABRIL 2022

Circuit Ricardo Tormo

Length: 4005 metros

Results

Ent. Libre 2

Supersport NG

Pos.	N.	Rider	Team	Motorcycle	Nat.	Best Lap	iL	Laps	Gap	Interval	Speed	Tyr.	Cat.
1	72	RUIZ, Yeray	Yamaha Ms Racing	YAMAHA	ESP	01:37,101	19	21			148,48	PI	SSN
2	20	GARCIA, José J.	Mvagusta Forward J.		ESP	01:37,178	15	16	00:00,077	00:00,077	148,37	DU	SSN
3	81	VIU, Aleix	Andotrans T. Torrent	YAMAHA	ESP	01:37,186	10	20	00:00,085	00:00,008	148,35	MI	SSN
4	43	JESPERSEN, Simon	SJ43	YAMAHA	DEN	01:37,305	13	20	00:00,204	00:00,119	148,17		STK
5	38	RODRIGUEZ, Juan	Cuna Campeones	YAMAHA	ESP	01:37,412	16	22	00:00,311	00:00,107	148,01	DU	SSN
6	83	KAWAKAMI, M. Yuji	Yamaha Ms Racing	YAMAHA	BRA	01:37,423	2	20	00:00,322	00:00,011	147,99	PI	SSN
7	2	VUGRINEC, Martin	Mdr Ferquest - Unior	YAMAHA	CRO	01:37,533	19	19	00:00,432	00:00,110	147,83	MI	SSN
8	37	GONZALEZ, Mauro	Sp57 Racing Team	YAMAHA	ESP	01:37,579	20	20	00:00,478	00:00,046	147,76	MI	SSN
9	24	GREGORIO, Matthieu	Tech Solutions	YAMAHA	FRA	01:37,664	16	17	00:00,563	00:00,085	147,63	PI	SSK
10	11	SCHULTZ, Jared Karl	T. Monex Asap World	YAMAHA	RSA	01:37,911	18	19	00:00,810	00:00,247	147,26	PI	SSK
11	33	VALLE, Daniel	Kawasaki Palmeto PI	KAWASAKI	ESP	01:37,925	12	17	00:00,824	00:00,014	147,24	MI	SSN
12	76	GIRAL, Julian	U. Arco Motorsport		ESP	01:37,968	15	16	00:00,867	00:00,043	147,17	PI	SSN
13	54	BULIK, Michal	New2 Project	YAMAHA	SVK	01:38,074	19	21	00:00,973	00:00,106	147,01	PI	SSK
14	19	DIAZ, Joan	I+Dent Racing Team	YAMAHA	ESP	01:38,096	13	19	00:00,995	00:00,022	146,98	PI	SSN
15	4	TORRECILLAS, Carlos	Trt Team	YAMAHA	ESP	01:38,273	14	15	00:01,172	00:00,177	146,71	MI	SSK
16	7	FERNANDEZ, Eric	Team Speed Racing	KAWASAKI	ESP	01:38,430	11	17	00:01,329	00:00,157	146,48	MI	SSK
17	36	KROEZE, Sander	Easyrace Team	YAMAHA	NLD	01:38,566	16	17	00:01,465	00:00,136	146,28	DU	SSN
18	5	LAW, Mason	New2 Project	YAMAHA	GBR	01:38,598	11	21	00:01,497	00:00,032	146,23	PI	SSK
19	40	ESCALERA, Aaron	Yamaha Gv Stratos	YAMAHA	ESP	01:38,914	17	19	00:01,813	00:00,316	145,76	MI	SSK
20	86	MAYOR, Mario	Andotrans T. Torrent	YAMAHA	ESP	01:38,995	6	16	00:01,894	00:00,081	145,64	MI	SSN
21	21	PATOVA, Kimi	Yamaha Gv Stratos	YAMAHA	FIN	01:39,125	8	17	00:02,024	00:00,130	145,45	MI	SSK
22	52	ERILL, Guillem	Deza - Box 77 Racing	KAWASAKI	ESP	01:39,169	4	4	00:02,068	00:00,044	145,39	DU	SSN
23	22	ROBERTS, Brett	I+Dent Racing Team	YAMAHA	RSA	01:39,239	8	16	00:02,138	00:00,070	145,29	PI	SSK
24	92	ROIG, Nil	Gmfuel Vrc Team	YAMAHA	ESP	01:39,451	18	20	00:02,350	00:00,212	144,98	PI	SSN
25	44	SAHIN, Baris	Offitec Racing Team	YAMAHA	SUI	01:39,680	11	14	00:02,579	00:00,229	144,64	PI	SSN
26	10	DA SILVA, Pedro M.	Stand Os Putos R. T.	YAMAHA	POR	01:40,045	16	18	00:02,944	00:00,365	144,12	DU	SSK
27	96	FIORE, Silvio	Offitec Racing Team	YAMAHA	SUI	01:40,991	13	15	00:03,890	00:00,946	142,77	PI	SSK
28	63	BRODERSEN, Alex C.	Sp57 Racing Team	YAMAHA	DEN	01:41,031	19	20	00:03,930	00:00,040	142,71	MI	SSK
29	88	DUBLIN, Ian Robert	Easyrace Team	YAMAHA	MAS	01:42,010	17	18	00:04,909	00:00,979	141,34	DU	SSK
30	3	REHACEK, Filip	Skx Cardoso Racing	YAMAHA	CZE	01:43,087	13	16	00:05,986	00:01,077	139,86	MI	SSN
31	56	HENRY, Marius	Tech Solutions	YAMAHA	FRA	01:43,298	3	17	00:06,197	00:00,211	139,58	PI	STK
32	13	LOPEZ, Sergio	Deza-Box Racing Team	KAWASAKI	ESP	01:44,291	14	18	00:07,190	00:00,993	138,25	DU	SSK
33	77	LEAL, Jesus	Andifer	YAMAHA	ESP	01:44,411	13	20	00:07,310	00:00,120	138,09	MT	SSK
34	29	FELIPE, Enrique	Yamaha Gv Stratos	YAMAHA	ESP	01:45,947	15	17	00:08,846	00:01,536	136,09	MI	SSK

Circuit Ricardo Tormo

Final Official

Provisional Official

Length: 4005 m. Hour: 15:04

JURY:

Hour:

C.of the Course:

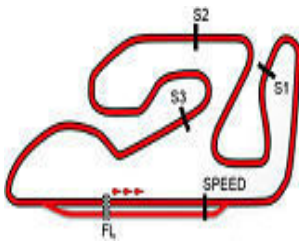
Hour:

22/04/2022

C.Timekeeper:

Hour: 15:49:58





Circuit Ricardo Tormo

23-24 ABRIL 2022

Circuit Ricardo Tormo

Cto. de ESPAÑA de SUPERBIKE 2022

ANALYSIS / SECTORS Ent. Libre 2 Supersport NG

2		VUGRINEC, Martin		Mdr Ferquest - Unior			
CRO				P.Vmax: 32		T. Ideal: 01:37,377	
Lap	Time	Sector 1	Sector 2	Sector 3	Sector 4	V.Max	Hour
1	START	00:50,009	00:27,450	00:23,630	00:27,340		15:07:07
2	01:40,257	00:22,816	00:26,255	00:23,711	00:27,475	229,79	15:08:47
3	01:38,834	00:22,798	00:26,113	00:23,252	00:26,671	229,79	15:10:26
4	01:38,301	00:22,593	00:25,974	00:22,982	00:26,752	228,98	15:12:05
5	01:53,933	00:22,673	00:25,934	00:38,454	00:26,872	230,61	15:13:59
6	01:38,246	00:22,629	00:25,996	00:23,105	00:26,516	228,98	15:15:37
7	PIT	00:22,697	00:25,965	00:23,119	00:35,320	230,61	15:17:24
8	05:53,064	04:36,213	00:26,696	00:23,322	00:26,833		15:23:17
9	01:38,543	00:22,723	00:26,067	00:23,195	00:26,558	227,37	15:24:55
10	01:38,065	00:22,562	00:25,948	00:23,038	00:26,517	228,17	15:26:34
11	01:38,111	00:22,617	00:25,987	00:22,945	00:26,562	229,79	15:28:12
12	PIT	00:22,687	00:26,015	00:23,072	00:34,124	229,79	15:29:58
13	04:39,048	03:22,548	00:26,441	00:23,374	00:26,685		15:34:37
14	01:37,652	00:22,577	00:25,850	00:22,851	00:26,374	229,79	15:36:14
15	01:37,974	00:22,515	00:25,750	00:23,204	00:26,505	229,79	15:37:52
16	01:37,942	00:22,560	00:25,782	00:22,880	00:26,720	230,61	15:39:30
17	PIT	00:22,674	00:27,048	00:23,361	00:34,345	229,79	15:41:18
18	02:25,039	01:07,587	00:26,537	00:23,264	00:27,651		15:43:43
19	01:37,533	00:22,558	00:25,862	00:22,738	00:26,375	229,79	15:45:20

3		REHACEK, Filip		Skx Cardoso Racing			
CZE				P.Vmax: 11		T. Ideal: 01:42,611	
Lap	Time	Sector 1	Sector 2	Sector 3	Sector 4	V.Max	Hour
1	START	01:32,040	00:31,465	00:26,317	00:28,641		15:07:57
2	01:48,176	00:24,161	00:28,457	00:26,526	00:29,032	227,37	15:09:45
3	01:45,271	00:24,126	00:28,237	00:25,040	00:27,868	233,09	15:11:31
4	01:44,784	00:24,133	00:27,959	00:24,852	00:27,840	232,26	15:13:15
5	01:43,617	00:23,868	00:27,544	00:24,699	00:27,506	239,11	15:14:59
6	01:43,535	00:23,815	00:27,411	00:24,612	00:27,697	231,43	15:16:43
7	PIT	00:27,321	00:34,208	00:28,554	00:41,985	234,78	15:18:55
8	12:14,739	10:36,617	00:31,658	00:36,581	00:29,883		15:31:09
9	01:45,285	00:24,171	00:28,394	00:24,840	00:27,880	229,79	15:32:55
10	01:44,403	00:23,891	00:27,718	00:24,905	00:27,889	230,61	15:34:39
11	01:44,919	00:23,966	00:28,267	00:24,936	00:27,750	233,94	15:36:24
12	01:43,202	00:23,560	00:27,634	00:24,300	00:27,708	239,11	15:38:07
13	01:43,087	00:23,731	00:27,610	00:24,333	00:27,413	231,43	15:39:50
14	01:43,249	00:23,487	00:27,627	00:24,516	00:27,619	230,61	15:41:34
15	01:45,473	00:24,245	00:28,026	00:24,826	00:28,376	233,94	15:43:19
16	01:43,367	00:23,667	00:27,641	00:24,381	00:27,678	229,79	15:45:02

4		TORRECILLAS, Carlos		Tri Team			
ESP				P.Vmax: 14		T. Ideal: 01:38,258	
Lap	Time	Sector 1	Sector 2	Sector 3	Sector 4	V.Max	Hour
1	START	00:40,649	00:27,800	00:23,670	00:27,836		15:06:59
2	PIT	00:23,190	00:27,949	00:46,851	00:36,936	234,78	15:09:14
3	05:08,239	03:50,155	00:27,354	00:23,738	00:26,992		15:14:22
4	01:41,631	00:23,001	00:26,701	00:24,281	00:27,648	238,24	15:16:04
5	01:40,669	00:23,279	00:26,650	00:23,361	00:27,379	237,36	15:17:44
6	01:39,543	00:22,727	00:26,602	00:23,436	00:26,778	232,26	15:19:24
7	01:39,362	00:22,657	00:26,498	00:23,327	00:26,880	233,09	15:21:03
8	01:39,260	00:22,733	00:26,506	00:23,287	00:26,734	231,43	15:22:42
9	PIT	00:22,611	00:27,117	00:23,682	00:34,798	233,94	15:24:31
10	09:42,356	08:24,649	00:27,050	00:23,591	00:27,066		15:34:13
11	01:38,778	00:22,545	00:26,279	00:23,278	00:26,676	232,26	15:35:52
12	01:43,975	00:22,413	00:28,582	00:26,132	00:26,848	237,36	15:37:36

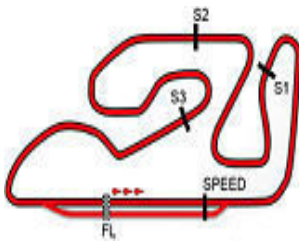
13	01:39,144	00:22,479	00:26,269	00:23,053	00:27,343	234,78	15:39:15
14	01:38,273	00:22,398	00:26,284	00:22,995	00:26,596	235,64	15:40:53
15	PIT	00:24,260	00:26,922	00:24,714	00:33,889	233,94	15:42:43

5		LAW, Mason		New2 Project			
GBR				P.Vmax: 22		T. Ideal: 01:38,536	
Lap	Time	Sector 1	Sector 2	Sector 3	Sector 4	V.Max	Hour
1	START	01:05,480	00:29,920	00:24,312	00:27,650		15:07:26
2	01:41,127	00:23,257	00:26,528	00:23,875	00:27,467	231,43	15:09:07
3	01:39,733	00:23,089	00:26,453	00:23,319	00:26,872	233,09	15:10:47
4	01:38,963	00:22,818	00:26,220	00:23,192	00:26,733	232,26	15:12:26
5	01:39,551	00:22,795	00:26,525	00:23,162	00:27,069	233,94	15:14:05
6	01:39,309	00:22,835	00:26,285	00:23,324	00:26,865	231,43	15:15:45
7	01:39,220	00:22,832	00:26,256	00:23,241	00:26,891	233,09	15:17:24
8	01:38,949	00:22,889	00:26,067	00:23,170	00:26,823	229,79	15:19:03
9	01:52,562	00:24,104	00:31,676	00:29,281	00:27,501	232,26	15:20:56
10	01:38,913	00:22,915	00:26,070	00:23,211	00:26,717	232,26	15:22:34
11	01:38,598	00:22,708	00:26,042	00:23,143	00:26,705	233,09	15:24:13
12	PIT	00:23,359	00:27,102	00:23,735	00:37,390	233,94	15:26:05
13	05:35,118	04:10,276	00:28,894	00:28,582	00:27,366		15:31:40
14	01:38,937	00:22,885	00:26,153	00:23,146	00:26,753	231,43	15:33:19
15	01:39,455	00:22,711	00:26,439	00:23,186	00:27,119	233,94	15:34:58
16	01:38,898	00:22,754	00:26,126	00:23,149	00:26,869	232,26	15:36:37
17	01:38,838	00:22,835	00:26,192	00:23,081	00:26,730	236,50	15:38:16
18	01:47,483	00:22,822	00:26,152	00:24,788	00:33,721	231,43	15:40:03
19	PIT	00:23,182	00:26,322	00:23,454	00:33,479	232,26	15:41:50
20	02:01,727	00:44,485	00:26,561	00:23,605	00:27,076		15:43:52
21	01:39,317	00:22,755	00:26,311	00:23,292	00:26,959	233,94	15:45:31

7		FERNANDEZ, Eric		Team Speed Racing			
ESP				P.Vmax: 11		T. Ideal: 01:38,231	
Lap	Time	Sector 1	Sector 2	Sector 3	Sector 4	V.Max	Hour
1	START	01:26,420	00:28,187	00:24,119	00:27,211		15:07:45
2	01:39,406	00:22,761	00:26,647	00:23,283	00:26,715	231,43	15:09:24
3	01:38,792	00:22,594	00:26,314	00:23,153	00:26,731	233,94	15:11:03
4	01:39,220	00:22,493	00:26,494	00:23,663	00:26,570	233,09	15:12:42
5	01:38,869	00:22,780	00:26,306	00:23,143	00:26,640	238,24	15:14:21
6	01:39,858	00:22,877	00:26,534	00:23,658	00:26,789	236,50	15:16:01
7	PIT	00:22,758	00:26,503	00:28,236	00:36,820	239,11	15:17:55
8	08:10,944	06:52,316	00:27,678	00:23,713	00:27,237		15:26:06
9	01:38,654	00:22,635	00:26,269	00:23,159	00:26,591	233,09	15:27:45
10	01:38,606	00:22,461	00:26,261	00:23,199	00:26,685	232,26	15:29:23
11	01:38,430	00:22,503	00:26,057	00:23,208	00:26,662	232,26	15:31:02
12	01:41,205	00:22,961	00:27,075	00:23,739	00:27,430	233,94	15:32:43
13	PIT	00:22,782	00:26,248	00:23,287	00:37,560	233,94	15:34:33
14	06:40,186	05:23,433	00:26,611	00:23,332	00:26,810		15:41:13
15	01:39,602	00:22,681	00:26,286	00:23,628	00:27,007	235,64	15:42:53
16	01:38,999	00:22,712	00:26,356	00:23,229	00:26,702	235,64	15:44:32
17	01:38,803	00:22,592	00:26,306	00:23,162	00:26,743	233,94	15:46:10

10		DA SILVA, Pedro M.		Stand Os Putos R. T.			
POR				P.Vmax: 18		T. Ideal: 01:39,773	
Lap	Time	Sector 1	Sector 2	Sector 3	Sector 4	V.Max	Hour
1	START	00:44,409	00:27,986	00:24,364	00:27,803		15:07:03
2	01:44,922	00:23,288	00:26,901	00:26,284	00:28,449	234,78	15:08:48
3	01:41,365	00:23,364	00:26,840	00:23,852	00:27,309	234,78	15:10:30
4	01:42,141	00:23,700	00:26,911	00:23,915	00:27,615	237,36	15:12:12
5	01:41,884	00:23,375	00:27,107	00:23,806	00:27,596	235,64	15:13:54
6	01:41,187	00:23,165	00:26,728	00:23,893	00:27,401	233,94	15:15:35





Circuit Ricardo Tormo

Cto. de ESPAÑA de SUPERBIKE 2022

ANALYSIS / SECTORS Ent. Libre 2 Supersport NG

7	PIT	00:25,933	00:28,565	00:24,987	00:39,121	234,78	15:17:33
8	07:09,115	05:50,457	00:27,333	00:23,866	00:27,459		15:24:43
9	01:40,299	00:23,043	00:26,461	00:23,538	00:27,257	233,94	15:26:23
10	01:40,118	00:22,903	00:26,561	00:23,499	00:27,155	235,64	15:28:03
11	01:42,213	00:22,899	00:26,797	00:24,907	00:27,610	235,64	15:29:45
12	01:40,531	00:22,957	00:26,664	00:23,532	00:27,378	236,50	15:31:26
13	PIT	00:25,797	00:29,546	00:25,294	00:37,996	234,78	15:33:24
14	04:55,781	03:37,365	00:27,006	00:23,777	00:27,633		15:38:20
15	01:41,742	00:23,047	00:27,320	00:23,810	00:27,565	234,78	15:40:02
16	01:40,045	00:22,999	00:26,240	00:23,479	00:27,327	235,64	15:41:42
17	01:40,127	00:22,971	00:26,395	00:23,531	00:27,230	237,36	15:43:22
18	01:40,793	00:22,911	00:26,780	00:23,711	00:27,391	237,36	15:45:03

11	SCHULTZ, Jared Karl	T. Monex Asap World					
	RSA	P.Vmax: 18 T. Ideal: 01:37,899					
Lap	Time	Sector 1	Sector 2	Sector 3	Sector 4	V.Max	Hour
1	START	00:38,890	00:27,879	00:23,800	00:28,154		15:06:57
2	02:16,716	00:23,063	00:26,719	00:50,567	00:36,367	229,79	15:09:14
3	01:44,892	00:24,527	00:28,312	00:24,396	00:27,657	222,68	15:10:59
4	01:40,029	00:23,209	00:26,356	00:23,436	00:27,028	233,94	15:12:39
5	01:41,161	00:23,416	00:26,578	00:23,393	00:27,774	230,61	15:14:20
6	01:40,272	00:22,819	00:26,244	00:24,085	00:27,124	237,36	15:16:01
7	01:39,177	00:22,864	00:26,270	00:23,209	00:26,834	231,43	15:17:40
8	PIT	00:23,071	00:26,803	00:23,928	00:35,096	228,98	15:19:29
9	09:01,680	07:43,013	00:27,563	00:23,781	00:27,323		15:28:30
10	01:38,741	00:22,804	00:26,074	00:23,112	00:26,751	230,61	15:30:09
11	01:38,562	00:22,709	00:26,088	00:22,965	00:26,800	233,09	15:31:48
12	01:47,094	00:22,682	00:26,122	00:29,625	00:28,665	229,79	15:33:35
13	01:44,070	00:22,800	00:30,842	00:23,409	00:27,019	228,98	15:35:19
14	01:38,414	00:22,653	00:26,061	00:22,961	00:26,739	228,98	15:36:57
15	01:38,106	00:22,665	00:26,014	00:22,854	00:26,573	230,61	15:38:35
16	01:40,481	00:23,113	00:26,920	00:23,377	00:27,071	230,61	15:40:16
17	01:38,355	00:22,640	00:26,078	00:22,911	00:26,726	233,94	15:41:54
18	01:37,911	00:22,590	00:25,895	00:22,841	00:26,585	230,61	15:43:32
19	01:39,227	00:22,781	00:26,089	00:23,242	00:27,115	229,79	15:45:11

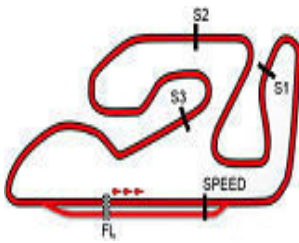
13	LOPEZ, Sergio	Deza-Box Racing Team					
	ESP	P.Vmax: 33 T. Ideal: 01:44,246					
Lap	Time	Sector 1	Sector 2	Sector 3	Sector 4	V.Max	Hour
1	START	01:41,729	00:30,284	00:26,059	00:29,681		15:08:07
2	01:47,823	00:24,652	00:28,875	00:25,229	00:29,067	226,57	15:09:54
3	01:48,309	00:25,616	00:28,943	00:24,958	00:28,792	214,57	15:11:43
4	01:45,557	00:24,035	00:28,230	00:24,593	00:28,699	224,22	15:13:28
5	01:46,225	00:24,221	00:28,265	00:24,648	00:29,091	223,45	15:15:14
6	01:46,098	00:24,184	00:28,407	00:24,652	00:28,855	224,22	15:17:01
7	01:45,169	00:23,923	00:27,931	00:24,670	00:28,645	221,92	15:18:46
8	PIT	00:23,926	00:28,519	00:26,353	00:38,551	222,68	15:20:43
9	09:03,142	07:39,827	00:29,365	00:25,240	00:28,710		15:29:46
10	01:45,421	00:23,983	00:28,125	00:24,800	00:28,513	226,57	15:31:32
11	01:44,894	00:24,033	00:27,948	00:24,557	00:28,356	225,78	15:33:16
12	01:45,404	00:24,226	00:28,005	00:24,637	00:28,536	223,45	15:35:02
13	01:45,088	00:23,805	00:28,177	00:24,646	00:28,460	225,00	15:36:47
14	01:44,291	00:23,807	00:27,927	00:24,441	00:28,116	225,00	15:38:31
15	01:44,398	00:23,843	00:27,884	00:24,507	00:28,164	225,78	15:40:16
16	01:44,913	00:23,805	00:28,021	00:24,671	00:28,416	225,00	15:42:01
17	01:45,440	00:23,898	00:28,144	00:24,649	00:28,749	227,37	15:43:46
18	PIT	00:24,000	00:28,035	00:29,649	00:41,385	225,78	15:45:49

19	DIAZ, Joan	I+Dent Racing Team					
	ESP	P.Vmax: 1 T. Ideal: 01:37,697					
Lap	Time	Sector 1	Sector 2	Sector 3	Sector 4	V.Max	Hour
1	START	00:42,660	00:29,990	00:25,160	00:27,263		15:07:04
2	01:44,419	00:23,050	00:27,244	00:25,898	00:28,227	239,11	15:08:48
3	01:40,131	00:22,715	00:26,762	00:23,759	00:26,895	240,00	15:10:28
4	01:39,875	00:22,721	00:26,650	00:23,550	00:26,954	238,24	15:12:08
5	01:39,943	00:23,179	00:26,586	00:23,407	00:26,771	238,24	15:13:48
6	01:39,433	00:22,667	00:26,446	00:23,469	00:26,851	237,36	15:15:28
7	01:39,156	00:22,656	00:26,378	00:23,374	00:26,748	238,24	15:17:07
8	PIT	00:26,200	00:27,149	00:23,581	00:33,890	235,64	15:18:58
9	07:03,862	05:45,512	00:27,723	00:23,854	00:26,773		15:26:01
10	01:38,159	00:22,505	00:26,172	00:23,110	00:26,372	237,36	15:27:40
11	01:38,300	00:22,444	00:26,128	00:23,105	00:26,623	238,24	15:29:18
12	01:38,541	00:22,341	00:25,987	00:23,782	00:26,431	238,24	15:30:56
13	01:38,096	00:22,469	00:26,048	00:23,095	00:26,484	240,89	15:32:35
14	01:38,330	00:22,287	00:25,943	00:23,209	00:26,891	238,24	15:34:13
15	01:38,191	00:22,318	00:25,990	00:23,419	00:26,464	239,11	15:35:51
16	01:55,156	00:30,877	00:32,867	00:24,952	00:26,460	239,11	15:37:46
17	01:38,467	00:22,620	00:26,051	00:23,206	00:26,590	242,70	15:39:25
18	PIT	00:27,122	00:29,645	00:25,734	00:37,600	233,09	15:41:25
19	03:48,457	02:31,542	00:27,197	00:23,229	00:26,489		15:45:13

20	GARCIA, José J.	Mvagusta Forward J.					
	ESP	P.Vmax: 2 T. Ideal: 01:37,079					
Lap	Time	Sector 1	Sector 2	Sector 3	Sector 4	V.Max	Hour
1	PIT	00:50,810	00:28,259	00:24,821	00:35,203		15:07:18
2	PIT	03:46,590	00:27,134	00:25,966	00:42,045		15:12:40
3	07:16,612	05:58,205	00:27,462	00:23,708	00:27,237		15:19:56
4	01:38,730	00:22,707	00:26,284	00:23,023	00:26,716	233,09	15:21:35
5	01:37,840	00:22,405	00:25,937	00:22,950	00:26,548	232,26	15:23:13
6	01:37,822	00:22,307	00:26,037	00:22,919	00:26,559	233,09	15:24:51
7	01:37,620	00:22,314	00:25,776	00:22,914	00:26,616	231,43	15:26:28
8	01:37,342	00:22,291	00:25,759	00:22,832	00:26,460	233,94	15:28:06
9	PIT	00:22,403	00:25,779	00:23,432	00:26,537	233,94	15:29:44
10	PIT	00:24,642	00:27,497	00:25,292	00:35,665	237,36	15:31:37
11	05:45,102	04:28,417	00:26,751	00:23,368	00:26,566		15:37:22
12	01:37,411	00:22,318	00:25,761	00:22,821	00:26,511	233,09	15:38:59
13	01:42,102	00:22,675	00:26,088	00:23,893	00:29,446	233,09	15:40:41
14	01:37,263	00:22,350	00:25,766	00:22,729	00:26,418	235,64	15:42:19
15	01:37,178	00:22,262	00:25,681	00:22,828	00:26,407	236,50	15:43:56
16	01:44,586	00:25,505	00:27,894	00:24,020	00:27,167	241,79	15:45:40

21	PATOVA, Kimi	Yamaha Gv Stratos					
	FIN	P.Vmax: 22 T. Ideal: 01:38,928					
Lap	Time	Sector 1	Sector 2	Sector 3	Sector 4	V.Max	Hour
1	START	00:55,759	00:27,600	00:23,750	00:27,751		15:07:14
2	01:40,438	00:23,091	00:26,804	00:23,392	00:27,151	233,94	15:08:54
3	01:41,203	00:22,849	00:26,706	00:24,199	00:27,449	236,50	15:10:35
4	01:40,002	00:22,907	00:26,628	00:23,342	00:27,125	234,78	15:12:15
5	PIT	00:23,748	00:27,005	00:24,008	00:36,103	235,64	15:14:06
6	09:41,669	08:24,226	00:26,924	00:23,372	00:27,147		15:23:48
7	01:39,589	00:22,872	00:26,486	00:23,299	00:26,932	233,09	15:25:27
8	01:39,125	00:22,655	00:26,398	00:23,198	00:26,874	232,26	15:27:07
9	PIT	00:22,921	00:26,502	00:23,534	00:33,513	233,09	15:28:53
10	05:20,473	04:01,607	00:27,706	00:24,058	00:27,102		15:34:13
11	01:39,404	00:22,866	00:26,311	00:23,245	00:26,982	234,78	15:35:53
12	01:40,099	00:22,879	00:26,420	00:23,953	00:26,847	234,78	15:37:33





Circuit Ricardo Tormo

23-24 ABRIL 2022

Circuit Ricardo Tormo

Cto. de ESPAÑA de SUPERBIKE 2022

ANALYSIS / SECTORS Ent. Libre 2 Supersport NG

13	01:41,809	00:22,894	00:26,543	00:24,438	00:27,934	233,94	15:39:15	10	01:46,033	00:24,340	00:28,200	00:25,002	00:28,491	228,98	15:30:30
14	01:39,206	00:22,880	00:26,344	00:23,174	00:26,808	231,43	15:40:54	11	01:47,309	00:25,425	00:28,304	00:25,053	00:28,527	228,17	15:32:17
15	01:39,536	00:23,095	00:26,456	00:23,197	00:26,788	234,78	15:42:34	12	01:46,056	00:24,337	00:28,007	00:25,049	00:28,663	229,79	15:34:03
16	01:41,534	00:24,109	00:27,056	00:23,344	00:27,025	233,94	15:44:15	13	01:46,033	00:24,307	00:28,053	00:25,074	00:28,599	230,61	15:35:49
17	01:39,931	00:22,875	00:26,388	00:23,452	00:27,216	233,09	15:45:55	14	01:46,509	00:24,511	00:27,942	00:25,424	00:28,632	231,43	15:37:36
22 ROBERTS, Brett RSA I+Dent Racing Team P.Vmax: 18 T. Ideal: 01:38,931								15 01:45,947 00:24,410 00:27,971 00:25,366 00:28,200 227,37 15:39:22 16 01:47,177 00:24,571 00:28,312 00:25,447 00:28,847 229,79 15:41:09 17 PIT 00:24,425 00:39,966 00:30,015 00:39,376 231,43 15:43:23							

Lap	Time	Sector 1	Sector 2	Sector 3	Sector 4	V.Max	Hour
1	START	00:36,050	00:27,990	00:24,049	00:27,821		15:06:55
2	01:40,922	00:23,041	00:26,887	00:23,764	00:27,230	233,94	15:08:36
3	01:39,673	00:22,728	00:26,352	00:23,581	00:27,012	236,50	15:10:15
4	01:40,472	00:22,863	00:26,862	00:23,672	00:27,075	236,50	15:11:56
5	01:39,470	00:22,934	00:26,310	00:23,403	00:26,823	234,78	15:13:35
6	PIT	00:22,905	00:26,613	00:23,480	00:35,831	232,26	15:15:24
7	10:18,662	09:00,444	00:27,170	00:23,581	00:27,467		15:25:43
8	01:39,239	00:22,877	00:26,211	00:23,169	00:26,982	231,43	15:27:22
9	PIT	01:11,834	00:39,853		00:49,280	233,09	15:30:03
10	06:02,570	04:42,490	00:28,108	00:24,402	00:27,570		15:36:05
11	01:40,562	00:23,146	00:26,582	00:23,482	00:27,352	233,09	15:37:46
12	01:40,483	00:23,084	00:26,527	00:23,641	00:27,231	237,36	15:39:27
13	01:41,530	00:23,202	00:26,413	00:23,909	00:28,006	234,78	15:41:08
14	01:40,582	00:23,080	00:26,440	00:23,756	00:27,306	233,94	15:42:49
15	01:40,010	00:23,023	00:26,399	00:23,573	00:27,015	233,09	15:44:29
16	01:40,097	00:23,112	00:26,420	00:23,552	00:27,013	233,09	15:46:09

Lap	Time	Sector 1	Sector 2	Sector 3	Sector 4	V.Max	Hour
1	START	01:44,789	00:27,516	00:23,790	00:27,027		15:08:02
2	01:43,630	00:22,783	00:26,286	00:24,978	00:29,583	235,64	15:09:46
3	01:39,039	00:22,705	00:26,194	00:23,180	00:26,960	241,79	15:11:25
4	01:38,377	00:22,580	00:25,990	00:23,014	00:26,793	236,50	15:13:03
5	01:38,358	00:22,667	00:26,015	00:22,991	00:26,685	234,78	15:14:41
6	01:39,253	00:22,790	00:26,093	00:22,974	00:27,396	233,94	15:16:21
7	01:38,572	00:22,725	00:26,129	00:23,032	00:26,686	232,26	15:17:59
8	01:42,599	00:22,837	00:27,686	00:24,924	00:27,152	232,26	15:19:42
9	01:38,060	00:22,695	00:26,016	00:22,857	00:26,492	236,50	15:21:20
10	01:37,964	00:22,630	00:25,928	00:22,862	00:26,544	235,64	15:22:58
11	01:37,742	00:22,518	00:25,902	00:22,818	00:26,504	236,50	15:24:35
12	01:38,108	00:22,551	00:25,885	00:22,897	00:26,775	234,78	15:26:14
13	PIT	00:26,807	00:27,595	00:23,351	00:36,959	234,78	15:28:08
14	12:23,274	11:03,547	00:28,129	00:23,873	00:27,725		15:40:32
15	01:37,754	00:22,620	00:26,027	00:22,696	00:26,411	236,50	15:42:09
16	01:37,664	00:22,485	00:25,961	00:22,834	00:26,384	238,24	15:43:47
17	PIT	00:22,623	00:25,975	00:22,876	00:41,054	234,78	15:45:40

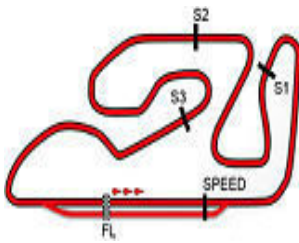
Lap	Time	Sector 1	Sector 2	Sector 3	Sector 4	V.Max	Hour
1	START	00:36,789	00:29,020	00:25,171	00:28,924		15:06:59
2	01:50,676	00:24,615	00:28,762	00:27,575	00:29,724	231,43	15:08:49
3	01:46,914	00:24,712	00:28,263	00:25,462	00:28,477	232,26	15:10:36
4	01:46,846	00:24,991	00:28,164	00:25,266	00:28,425	231,43	15:12:23
5	01:52,727	00:24,526	00:33,893	00:25,715	00:28,593	231,43	15:14:16
6	01:47,350	00:24,457	00:28,460	00:25,188	00:29,245	228,17	15:16:03
7	01:47,698	00:24,622	00:28,347	00:25,579	00:29,150	228,17	15:17:51
8	PIT	00:24,445	00:28,311	00:41,208	00:47,167	229,79	15:20:12
9	08:31,672	07:08,731	00:28,884	00:25,292	00:28,765		15:28:44

Lap	Time	Sector 1	Sector 2	Sector 3	Sector 4	V.Max	Hour
1	START	00:35,249	00:27,351	00:23,074	00:26,601		15:06:51
2	01:38,002	00:22,555	00:26,021	00:23,100	00:26,326	237,36	15:08:29
3	01:38,164	00:22,468	00:26,017	00:23,173	00:26,506	240,00	15:10:07
4	01:42,974	00:25,245	00:27,955	00:23,219	00:26,555	239,11	15:11:50
5	01:38,508	00:22,495	00:25,895	00:23,154	00:26,964	239,11	15:13:29
6	PIT	00:24,040	00:26,679	00:23,677	00:32,392	237,36	15:15:15
7	08:29,919	07:13,122	00:26,729	00:23,314	00:26,754		15:23:45
8	01:38,159	00:22,473	00:25,979	00:23,166	00:26,541	233,94	15:25:24
9	01:38,020	00:22,478	00:26,007	00:23,137	00:26,398	233,09	15:27:02
10	01:41,266	00:23,533	00:27,285	00:23,388	00:27,060	238,24	15:28:43
11	01:38,435	00:22,650	00:26,030	00:23,175	00:26,580	234,78	15:30:21
12	01:37,925	00:22,357	00:25,928	00:23,154	00:26,486	236,50	15:31:59
13	PIT	00:24,246	00:27,618	00:24,575	00:31,591	236,50	15:33:47
14	06:32,734	05:16,506	00:26,482	00:23,037	00:26,709		15:40:20
15	01:38,419	00:22,453	00:25,826	00:23,642	00:26,498	236,50	15:41:58
16	01:38,112	00:22,407	00:25,951	00:23,141	00:26,613	237,36	15:43:36
17	01:38,055	00:22,441	00:26,050	00:23,085	00:26,479	238,24	15:45:15

Lap	Time	Sector 1	Sector 2	Sector 3	Sector 4	V.Max	Hour
1	START	01:12,240	00:28,369	00:23,597	00:27,267		15:07:30
2	01:39,527	00:22,840	00:26,508	00:23,350	00:26,829	234,78	15:09:10
3	01:39,061	00:22,659	00:26,395	00:23,274	00:26,733	240,00	15:10:49
4	01:39,152	00:22,660	00:26,364	00:23,280	00:26,848	234,78	15:12:28
5	01:38,918	00:22,646	00:26,286	00:23,229	00:26,757	235,64	15:14:07
6	PIT	00:24,584	00:26,702	00:23,832	00:32,562	235,64	15:15:55
7	09:18,138	07:59,869	00:27,134	00:24,202	00:26,933		15:25:13
8	01:38,588	00:22,669	00:26,170	00:23,024	00:26,725	233,09	15:26:51
9	01:38,794	00:22,611	00:26,043	00:23,182	00:26,958	234,78	15:28:30
10	01:38,626	00:22,611	00:26,141	00:23,268	00:26,606	234,78	15:30:09
11	01:43,802	00:26,594	00:26,794	00:23,595	00:26,819	236,50	15:31:53
12	01:38,772	00:22,578	00:26,198	00:23,221	00:26,775	235,64	15:33:31
13	PIT	00:27,687	00:27,178	00:23,653	00:32,533	233,09	15:35:22
14	04:59,468	03:42,880	00:26,585	00:23,205	00:26,798		15:40:22
15	01:49,035	00:29,110	00:27,281	00:23,629	00:29,015	236,50	15:42:11
16	01:38,566	00:22,660	00:26,182	00:23,166	00:26,558	239,11	15:43:49
17	01:38,596	00:22,549	00:26,161	00:23,197	00:26,689	237,36	15:45:28

Lap	Time	Sector 1	Sector 2	Sector 3	Sector 4	V.Max	Hour
1	START	01:45,910	00:27,511	00:30,861	00:28,545		15:08:12
2	01:44,054	00:23,899	00:27,457	00:25,314	00:27,384	233,09	15:09:56
3	01:40,020	00:23,134	00:26,439	00:23,481	00:26,966	233,94	15:11:36
4	01:39,581	00:22,734	00:26,466	00:23,329	00:27,052	233,94	15:13:15
5	01:39,536	00:22,765	00:26,400	00:23,393	00:26,978	233,94	15:14:55





Circuit Ricardo Tormo

23-24 ABRIL 2022

Circuit Ricardo Tormo

Cto. de ESPAÑA de SUPERBIKE 2022

ANALYSIS / SECTORS Ent. Libre 2 Supersport NG

6	01:39,506	00:22,766	00:26,468	00:23,432	00:26,840	233,09	15:16:34
7	01:39,222	00:22,787	00:26,330	00:23,323	00:26,782	231,43	15:18:14
8	PIT	00:24,715	00:27,471	00:23,803	00:33,140	231,43	15:20:03
9	07:50,145	06:22,596	00:27,601	00:29,511	00:30,437		15:27:53
10	01:57,790	00:22,763	00:27,205	00:40,857	00:26,965	228,98	15:29:51
11	01:39,586	00:22,685	00:26,295	00:23,658	00:26,948	234,78	15:31:30
12	01:38,542	00:22,485	00:26,199	00:23,055	00:26,803	233,94	15:33:09
13	01:38,544	00:22,460	00:26,146	00:23,218	00:26,720	234,78	15:34:47
14	01:38,488	00:22,614	00:26,015	00:23,178	00:26,681	235,64	15:36:26
15	01:39,341	00:22,529	00:26,782	00:23,218	00:26,812	236,50	15:38:05
16	01:38,345	00:22,571	00:26,092	00:23,061	00:26,621	233,94	15:39:43
17	01:38,261	00:22,586	00:26,030	00:23,076	00:26,569	234,78	15:41:22
18	01:38,195	00:22,589	00:26,312	00:22,903	00:26,391	235,64	15:43:00
19	01:37,682	00:22,554	00:25,790	00:22,975	00:26,363	238,24	15:44:38
20	01:37,579	00:22,381	00:25,906	00:22,946	00:26,346	237,36	15:46:15

15	01:39,560	00:23,020	00:26,406	00:23,248	00:26,886	225,00	15:38:57
16	01:39,250	00:23,039	00:26,336	00:23,015	00:26,860	225,00	15:40:37
17	01:38,914	00:22,846	00:26,236	00:22,969	00:26,863	227,37	15:42:15
18	01:38,969	00:22,824	00:26,309	00:23,016	00:26,820	228,17	15:43:54
19	01:41,896	00:25,136	00:26,297	00:23,252	00:27,211	228,98	15:45:36

38	RODRIGUEZ, Juan	Cuna Campeones					
	ESP	P.Vmax: 14 T. Ideal: 01:37,192					
Lap	Time	Sector 1	Sector 2	Sector 3	Sector 4	V.Max	Hour
1	START	00:52,569	00:27,571	00:23,909	00:28,074		15:07:11
2	01:38,897	00:22,686	00:26,246	00:23,188	00:26,777	232,26	15:08:50
3	01:40,054	00:23,301	00:26,720	00:23,376	00:26,657	238,24	15:10:30
4	01:38,671	00:22,417	00:26,092	00:23,207	00:26,955	238,24	15:12:09
5	01:38,155	00:22,512	00:26,072	00:23,010	00:26,561	238,24	15:13:47
6	PIT	00:22,904	00:27,628	00:24,411	00:33,390	234,78	15:15:35
7	05:48,330	04:31,070	00:27,015	00:23,297	00:26,948		15:21:23
8	01:37,566	00:22,369	00:25,959	00:22,879	00:26,359	233,09	15:23:01
9	01:37,572	00:22,367	00:25,905	00:22,845	00:26,455	235,64	15:24:38
10	01:37,483	00:22,289	00:25,886	00:22,829	00:26,479	233,94	15:26:16
11	01:37,656	00:22,263	00:25,923	00:22,935	00:26,535	234,78	15:27:54
12	01:42,929	00:22,315	00:27,872	00:24,552	00:28,190	234,78	15:29:37
13	01:37,825	00:22,685	00:25,928	00:22,757	00:26,455	234,78	15:31:14
14	01:38,374	00:22,247	00:25,898	00:23,683	00:26,546	234,78	15:32:53
15	01:37,539	00:22,323	00:25,924	00:22,899	00:26,393	233,94	15:34:30
16	01:37,412	00:22,272	00:25,829	00:22,905	00:26,406	234,78	15:36:08
17	01:38,118	00:22,274	00:26,043	00:22,851	00:26,950	234,78	15:37:46
18	01:37,682	00:22,303	00:25,953	00:23,066	00:26,360	234,78	15:39:23
19	01:37,730	00:22,483	00:25,915	00:22,923	00:26,409	234,78	15:41:01
20	01:37,672	00:22,387	00:25,967	00:22,898	00:26,420	236,50	15:42:39
21	01:37,645	00:22,465	00:25,861	00:22,811	00:26,508	238,24	15:44:17
22	01:38,235	00:22,297	00:25,937	00:23,178	00:26,823	235,64	15:45:55

43	JESPERSEN, Simon	SJ43					
	DEN	P.Vmax: 7 T. Ideal: 01:36,985					
Lap	Time	Sector 1	Sector 2	Sector 3	Sector 4	V.Max	Hour
1	START	00:34,210	00:26,929	00:22,921	00:26,684		15:06:50
2	01:37,668	00:22,520	00:25,893	00:22,850	00:26,405	234,78	15:08:27
3	01:37,996	00:22,552	00:26,007	00:22,831	00:26,606	237,36	15:10:05
4	01:37,833	00:22,444	00:25,921	00:22,881	00:26,587	236,50	15:11:43
5	01:37,566	00:22,592	00:25,862	00:22,820	00:26,292	237,36	15:13:21
6	01:38,050	00:22,578	00:25,948	00:22,890	00:26,634	238,24	15:14:59
7	01:37,613	00:22,504	00:25,893	00:22,774	00:26,442	235,64	15:16:36
8	01:37,781	00:22,575	00:25,894	00:22,919	00:26,393	236,50	15:18:14
9	PIT	00:22,582	00:25,964	00:22,942	00:37,024	235,64	15:20:03
10	09:57,657	08:39,883	00:27,604	00:23,318	00:26,852		15:30:00
11	01:37,521	00:22,399	00:25,741	00:23,066	00:26,315	233,09	15:31:38
12	01:37,433	00:22,343	00:25,711	00:22,757	00:26,622	235,64	15:33:15
13	01:37,305	00:22,407	00:25,712	00:22,678	00:26,508	235,64	15:34:52
14	01:37,336	00:22,520	00:25,768	00:22,740	00:26,308	236,50	15:36:30
15	01:37,448	00:22,364	00:25,771	00:22,881	00:26,432	236,50	15:38:07
16	01:37,427	00:22,449	00:25,785	00:22,812	00:26,381	237,36	15:39:45
17	01:37,312	00:22,543	00:25,738	00:22,778	00:26,253	237,36	15:41:22
18	01:37,612	00:22,462	00:25,888	00:22,784	00:26,478	240,00	15:43:00
19	01:37,675	00:22,618	00:25,826	00:22,881	00:26,350	237,36	15:44:37
20	01:37,719	00:22,463	00:25,843	00:22,930	00:26,483	237,36	15:46:15

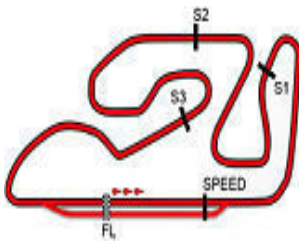
40	ESCALERA, Aaron	Yamaha Gv Stratos					
	ESP	P.Vmax: 29 T. Ideal: 01:38,849					
Lap	Time	Sector 1	Sector 2	Sector 3	Sector 4	V.Max	Hour
1	START	00:35,009	00:27,911	00:23,250	00:27,368		15:06:52
2	01:40,249	00:23,242	00:26,498	00:23,292	00:27,217	227,37	15:08:33
3	01:39,608	00:22,951	00:26,413	00:23,157	00:27,087	228,17	15:10:12
4	PIT	00:23,131	00:26,860	00:23,831	00:34,440	228,17	15:12:00
5	05:50,640	04:31,164	00:28,066	00:23,788	00:27,622		15:17:51
6	01:40,247	00:23,318	00:26,779	00:23,132	00:27,018	230,61	15:19:31
7	01:39,577	00:23,055	00:26,453	00:23,085	00:26,984	225,78	15:21:11
8	01:39,406	00:22,962	00:26,509	00:22,986	00:26,949	225,78	15:22:50
9	01:43,139	00:24,023	00:27,651	00:23,670	00:27,795	226,57	15:24:33
10	01:40,450	00:22,905	00:26,313	00:23,075	00:28,157	230,61	15:26:14
11	01:40,050	00:23,017	00:26,422	00:23,495	00:27,116	231,43	15:27:54
12	01:42,258	00:22,929	00:26,366	00:23,620	00:29,343	229,79	15:29:36
13	PIT	00:23,290	00:26,260	00:23,101	00:32,428	225,78	15:31:21
14	05:56,440	04:38,923	00:27,014	00:23,302	00:27,201		15:37:18

44	SAHIN, Baris	Offitec Racing Team					
	SUI	P.Vmax: 14 T. Ideal: 01:39,599					
Lap	Time	Sector 1	Sector 2	Sector 3	Sector 4	V.Max	Hour
1	START	02:04,801	00:27,725	00:24,281	00:27,890		15:08:23
2	01:42,191	00:23,412	00:26,956	00:23,835	00:27,988	234,78	15:10:06
3	01:41,819	00:23,368	00:26,939	00:23,756	00:27,756	236,50	15:11:47
4	01:41,153	00:23,293	00:26,730	00:23,668	00:27,462	238,24	15:13:29
5	01:41,145	00:23,427	00:26,761	00:23,686	00:27,271	237,36	15:15:10
6	PIT	00:23,312	00:27,371	00:24,204	00:34,835	235,64	15:16:59
7	10:31,757	09:12,416	00:27,258	00:23,902	00:28,181		15:27:31
8	01:43,955	00:23,119	00:27,022	00:23,659	00:30,155	234,78	15:29:15
9	01:41,081	00:23,339	00:26,773	00:23,785	00:27,184	234,78	15:30:56
10	01:40,410	00:23,010	00:26,830	00:23,607	00:26,963	235,64	15:32:37
11	01:39,680	00:22,812	00:26,700	00:23,265	00:26,903	235,64	15:34:16
12	01:41,156	00:22,994	00:27,161	00:23,530	00:27,471	237,36	15:35:58
13	01:40,095	00:22,964	00:26,619	00:23,428	00:27,084	236,50	15:37:38
14	PIT	00:27,392	00:28,427	00:31,470	00:39,588	238,24	15:39:44

52	ERILL, Guillem	Deza - Box 77 Racing					
	ESP	P.Vmax: 25 T. Ideal: 01:39,073					
Lap	Time	Sector 1	Sector 2	Sector 3	Sector 4	V.Max	Hour
1	START	01:14,339	00:27,791	00:23,579	00:27,383		15:07:32
2	01:39,280	00:22,799	00:26,372	00:23,288	00:26,821	232,26	15:09:11
3	01:39,672	00:22,771	00:26,683	00:23,346	00:26,872	233,09	15:10:51
4	01:39,169	00:22,737	00:26,322	00:23,193	00:26,917	233,94	15:12:30

54	BULIK, Michal	New2 Project					
	SVK	P.Vmax: 18 T. Ideal: 01:37,731					
Lap	Time	Sector 1	Sector 2	Sector 3	Sector 4	V.Max	Hour
1	START	00:37,450	00:27,640	00:23,080	00:27,706		15:06:55





Circuit Ricardo Tormo

Cto. de ESPAÑA de SUPERBIKE 2022

ANALYSIS / SECTORS Ent. Libre 2 Supersport NG

2	01:39,332	00:22,729	00:26,740	00:23,038	00:26,825	230,61	15:08:34	15	01:43,784	00:23,562	00:28,359	00:24,172	00:27,691	228,98	15:36:37
3	01:38,293	00:22,647	00:26,104	00:22,904	00:26,638	233,94	15:10:12	16	01:42,378	00:23,844	00:27,119	00:23,881	00:27,534	228,17	15:38:19
4	01:38,212	00:22,655	00:26,079	00:22,837	00:26,641	236,50	15:11:50	17	01:42,574	00:23,833	00:27,032	00:23,901	00:27,808	226,57	15:40:02
5	01:38,484	00:22,742	00:25,897	00:22,844	00:27,001	237,36	15:13:29	18	01:41,206	00:23,486	00:26,721	00:23,601	00:27,398	228,17	15:41:43
6	01:41,609	00:23,952	00:26,835	00:23,526	00:27,296	237,36	15:15:11	19	01:41,031	00:23,310	00:26,778	00:23,552	00:27,391	229,79	15:43:24
7	01:39,877	00:22,762	00:26,948	00:23,215	00:26,952	233,09	15:16:50	20	01:41,307	00:23,485	00:26,807	00:23,627	00:27,388	228,98	15:45:05
8	01:38,979	00:22,828	00:26,176	00:23,175	00:26,800	229,79	15:18:29								
9	01:38,502	00:22,748	00:26,069	00:22,952	00:26,733	229,79	15:20:08								
10	01:38,589	00:22,654	00:26,129	00:22,989	00:26,817	232,26	15:21:47								
11	PIT	00:22,853	00:26,497	00:23,265	00:35,013	230,61	15:23:34								
12	07:10,209	05:53,749	00:26,522	00:23,040	00:26,898		15:30:44								
13	01:38,156	00:22,609	00:26,006	00:22,845	00:26,696	232,26	15:32:23								
14	01:38,675	00:22,530	00:25,839	00:23,458	00:26,848	232,26	15:34:01								
15	01:38,775	00:22,724	00:26,135	00:23,116	00:26,800	230,61	15:35:40								
16	01:38,098	00:22,673	00:26,010	00:22,874	00:26,541	231,43	15:37:18								
17	01:43,240	00:26,795	00:26,662	00:23,041	00:26,742	233,94	15:39:01								
18	01:38,270	00:22,674	00:26,060	00:22,830	00:26,706	231,43	15:40:40								
19	01:38,074	00:22,660	00:25,964	00:22,865	00:26,585	233,94	15:42:18								
20	01:38,083	00:22,615	00:25,993	00:22,821	00:26,654	233,09	15:43:56								
21	01:40,258	00:23,459	00:26,238	00:23,163	00:27,398	234,78	15:45:36								

56	HENRY, Marius FRA	Tech Solutions					
		P.Vmax: 26 T. Ideal: 01:43,007					
Lap Time	Sector 1	Sector 2	Sector 3	Sector 4	V.Max	Hour	
1	START	02:46,924	00:29,318	00:25,578	00:29,060		15:09:10
2	01:43,872	00:23,567	00:27,764	00:24,535	00:28,006	231,43	15:10:54
3	01:43,298	00:23,457	00:27,424	00:24,291	00:28,126	232,26	15:12:37
4	01:43,355	00:23,575	00:27,481	00:24,434	00:27,865	230,61	15:14:20
5	01:43,730	00:23,540	00:27,569	00:24,460	00:28,161	232,26	15:16:04
6	01:46,587	00:24,163	00:28,266	00:25,173	00:28,985	232,26	15:17:50
7	PIT	00:23,795	00:27,677	00:24,455	00:40,593	227,37	15:19:47
8	07:13,852	05:51,490	00:29,004	00:24,996	00:28,362		15:27:01
9	01:47,139	00:24,874	00:28,315	00:25,385	00:28,565	228,17	15:28:48
10	01:43,915	00:23,834	00:27,651	00:24,391	00:28,039	230,61	15:30:32
11	01:45,778	00:23,740	00:27,938	00:25,874	00:28,226	230,61	15:32:18
12	01:45,873	00:23,867	00:28,072	00:25,042	00:28,892	230,61	15:34:04
13	01:49,620	00:28,747	00:28,070	00:24,553	00:28,250	228,98	15:35:53
14	01:43,496	00:23,582	00:27,394	00:24,520	00:28,000	233,09	15:37:37
15	PIT	00:27,195	00:30,920	00:26,883	00:38,262	233,09	15:39:40
16	03:40,388	02:19,336	00:28,072	00:24,740	00:28,240		15:43:20
17	01:44,094	00:23,860	00:27,776	00:24,466	00:27,992	232,26	15:45:04

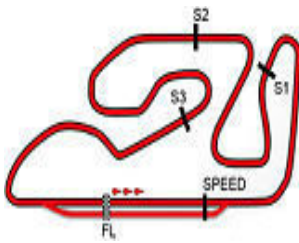
63	BRODERSEN, Alex C. DEN	Sp57 Racing Team					
		P.Vmax: 26 T. Ideal: 01:40,883					
Lap Time	Sector 1	Sector 2	Sector 3	Sector 4	V.Max	Hour	
1	START	00:44,890	00:28,000	00:24,999	00:28,152		15:07:05
2	01:44,082	00:23,833	00:27,424	00:24,401	00:28,424	230,61	15:08:49
3	01:42,344	00:23,752	00:27,047	00:23,975	00:27,570	232,26	15:10:31
4	01:41,932	00:23,326	00:26,992	00:23,804	00:27,810	229,79	15:12:13
5	01:41,942	00:23,505	00:26,874	00:23,920	00:27,643	229,79	15:13:55
6	01:41,883	00:23,222	00:26,860	00:23,886	00:27,915	229,79	15:15:37
7	01:41,776	00:23,318	00:26,851	00:24,037	00:27,570	232,26	15:17:19
8	01:42,077	00:23,835	00:26,906	00:23,779	00:27,557	226,57	15:19:01
9	PIT	00:24,419	00:28,682	00:24,962	00:33,620	226,57	15:20:53
10	07:08,012	05:47,616	00:27,946	00:24,532	00:27,918		15:28:01
11	01:42,957	00:23,572	00:27,562	00:23,844	00:27,979	225,78	15:29:43
12	01:42,445	00:23,410	00:27,190	00:23,809	00:28,036	228,17	15:31:26
13	01:42,767	00:23,452	00:27,500	00:24,107	00:27,708	233,09	15:33:09
14	01:44,388	00:23,500	00:28,838	00:24,127	00:27,923	230,61	15:34:53

72	RUIZ, Yeray ESP	Yamaha Ms Racing					
		P.Vmax: 7 T. Ideal: 01:36,936					
Lap Time	Sector 1	Sector 2	Sector 3	Sector 4	V.Max	Hour	
1	START	01:34,679	00:27,798	00:23,346	00:26,608		15:07:51
2	01:37,490	00:22,388	00:26,061	00:22,689	00:26,352	235,64	15:09:29
3	01:37,738	00:22,245	00:26,097	00:22,933	00:26,463	236,50	15:11:06
4	01:37,621	00:22,225	00:26,103	00:22,679	00:26,614	236,50	15:12:44
5	01:37,659	00:22,285	00:25,941	00:22,824	00:26,609	237,36	15:14:22
6	01:38,561	00:22,385	00:26,401	00:23,170	00:26,605	237,36	15:16:00
7	01:37,907	00:22,363	00:25,994	00:22,801	00:26,749	235,64	15:17:38
8	01:37,589	00:22,421	00:25,909	00:22,813	00:26,446	231,43	15:19:16
9	01:37,965	00:22,441	00:26,083	00:22,801	00:26,640	233,94	15:20:54
10	01:37,911	00:22,395	00:26,096	00:22,900	00:26,520	235,64	15:22:32
11	01:38,231	00:22,339	00:26,299	00:22,998	00:26,595	235,64	15:24:10
12	01:38,040	00:22,477	00:26,029	00:22,956	00:26,578	234,78	15:25:48
13	01:38,006	00:22,398	00:26,063	00:22,927	00:26,618	234,78	15:27:26
14	01:38,116	00:22,500	00:26,150	00:22,916	00:26,550	233,94	15:29:04
15	01:38,033	00:22,478	00:26,124	00:22,818	00:26,613	234,78	15:30:42
16	01:38,347	00:22,398	00:26,071	00:23,122	00:26,756	235,64	15:32:20
17	PIT	00:23,324	00:26,803	00:24,578	00:35,024	236,50	15:34:10
18	07:01,645	05:45,745	00:26,350	00:23,107	00:26,443		15:41:12
19	01:37,101	00:22,298	00:26,001	00:22,469	00:26,333	235,64	15:42:49
20	01:37,999	00:22,627	00:26,183	00:22,739	00:26,450	240,00	15:44:27
21	01:37,567	00:22,313	00:26,043	00:22,752	00:26,459	235,64	15:46:04

76	GIRAL, Julian ESP	U. Arco Motorsport					
		P.Vmax: 2 T. Ideal: 01:37,799					
Lap Time	Sector 1	Sector 2	Sector 3	Sector 4	V.Max	Hour	
1	START	00:31,470	00:27,589	00:23,316	00:27,095		15:06:48
2	01:41,388	00:22,764	00:26,624	00:25,448	00:26,552	236,50	15:08:30
3	01:39,123	00:22,718	00:26,373	00:23,267	00:26,765	239,11	15:10:09
4	PIT	00:22,720	00:26,472	00:23,302	00:34,958	240,89	15:11:56
5	16:12,903	14:56,109	00:27,027	00:23,236	00:26,531		15:28:09
6	01:38,874	00:22,787	00:26,320	00:23,151	00:26,616	236,50	15:29:48
7	01:38,791	00:22,744	00:26,585	00:23,036	00:26,426	240,89	15:31:27
8	01:39,744	00:22,772	00:27,268	00:23,094	00:26,610	241,79	15:33:07
9	01:38,102	00:22,471	00:26,176	00:22,948	00:26,507	238,24	15:34:45
10	01:39,214	00:22,404	00:26,337	00:23,112	00:27,361	240,00	15:36:24
11	01:38,022	00:22,454	00:26,129	00:22,909	00:26,530	238,24	15:38:02
12	01:38,177	00:22,510	00:26,133	00:23,039	00:26,495	238,24	15:39:40
13	01:37,995	00:22,432	00:26,073	00:22,995	00:26,495	240,00	15:41:18
14	01:38,148	00:22,434	00:26,092	00:23,063	00:26,559	240,00	15:42:56
15	01:37,968	00:22,453	00:26,179	00:22,923	00:26,413	240,89	15:44:34
16	01:44,168	00:24,023	00:28,665	00:23,846	00:27,634	241,79	15:46:18

77	LEAL, Jesus ESP	Andifer					
		P.Vmax: 34 T. Ideal: 01:44,346					
Lap Time	Sector 1	Sector 2	Sector 3	Sector 4	V.Max	Hour	
1	START	01:46,789	00:30,041	00:25,877	00:29,456		15:08:11
2	01:46,738	00:24,208	00:28,461	00:25,115	00:28,954	219,66	15:09:58
3	01:45,473	00:24,327	00:28,359	00:24,441	00:28,346	218,92	15:11:43
4	01:45,471	00:24,132	00:28,047	00:24,498	00:28,794	221,92	15:13:29





Circuit Ricardo Tormo

Cto. de ESPAÑA de SUPERBIKE 2022

ANALYSIS / SECTORS Ent. Libre 2 Supersport NG

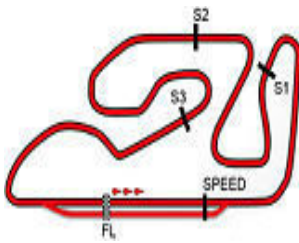
5	01:49,391	00:24,519	00:28,658	00:25,481	00:30,733	219,66	15:15:18	16	01:38,489	00:22,337	00:26,159	00:23,001	00:26,992	236,50	15:32:16
6	01:45,642	00:24,094	00:28,271	00:24,863	00:28,414	217,45	15:17:04	17	PIT	00:22,363	00:26,106	00:22,883	00:30,490	235,64	15:33:58
7	01:45,083	00:24,086	00:28,114	00:24,511	00:28,372	214,57	15:18:49	18	08:12,673	06:54,898	00:27,883	00:23,269	00:26,623		15:42:10
8	PIT	00:24,100	00:27,941	00:42,091	00:39,677	215,28	15:21:03	19	01:37,739	00:22,356	00:26,211	00:22,833	00:26,339	237,36	15:43:48
9	05:06,259	03:36,010	00:30,306	00:28,499	00:31,444		15:26:09	20	01:37,434	00:22,251	00:26,017	00:22,745	00:26,421	237,36	15:45:26
10	01:52,356	00:24,355	00:28,421	00:26,302	00:33,278	216,72	15:28:01								
11	01:45,689	00:24,284	00:28,187	00:24,731	00:28,487	216,00	15:29:47								
12	01:45,925	00:24,530	00:28,314	00:24,615	00:28,466	220,41	15:31:33								
13	01:44,411	00:23,989	00:27,889	00:24,430	00:28,103	218,92	15:33:17								
14	01:47,475	00:24,736	00:29,141	00:24,932	00:28,666	218,92	15:35:05								
15	01:44,685	00:23,975	00:27,938	00:24,465	00:28,307	218,18	15:36:49								
16	01:44,872	00:23,968	00:27,995	00:24,619	00:28,290	217,45	15:38:34								
17	01:46,539	00:24,677	00:28,460	00:24,778	00:28,624	218,18	15:40:21								
18	01:46,911	00:25,032	00:28,350	00:24,878	00:28,651	221,92	15:42:08								
19	01:45,359	00:23,924	00:28,160	00:24,605	00:28,670	218,92	15:43:53								
20	PIT	00:24,150	00:28,025	00:32,975	00:44,945	216,72	15:46:03								

81	VIU, Aleix ESP	Andotrans T. Torrent					P.Vmax: 11	T. Ideal: 01:37,021
		Lap	Time	Sector 1	Sector 2	Sector 3		
1	START	01:57,676	00:27,497	00:26,623	00:26,917			15:08:17
2	01:38,073	00:22,394	00:26,009	00:22,904	00:26,766	233,94		15:09:56
3	01:37,899	00:22,725	00:25,943	00:22,859	00:26,372	234,78		15:11:33
4	01:37,348	00:22,277	00:26,004	00:22,802	00:26,265	233,94		15:13:11
5	01:37,486	00:22,283	00:25,933	00:22,840	00:26,430	233,94		15:14:48
6	01:37,330	00:22,257	00:25,886	00:22,797	00:26,390	233,94		15:16:26
7	01:38,115	00:22,364	00:25,865	00:22,872	00:27,014	233,94		15:18:04
8	01:37,298	00:22,314	00:25,810	00:22,818	00:26,356	233,09		15:19:41
9	01:37,567	00:22,305	00:25,874	00:22,776	00:26,612	234,78		15:21:19
10	01:37,186	00:22,274	00:25,805	00:22,759	00:26,348	233,94		15:22:56
11	01:37,335	00:22,287	00:25,801	00:22,777	00:26,470	233,94		15:24:33
12	01:37,205	00:22,243	00:25,754	00:22,807	00:26,401	233,94		15:26:10
13	PIT	00:24,421	00:26,911	00:23,536	00:36,565	232,26		15:28:02
14	08:44,402	07:27,463	00:26,884	00:23,056	00:26,999			15:36:46
15	01:37,554	00:22,382	00:25,954	00:22,822	00:26,396	233,94		15:38:24
16	01:38,325	00:22,528	00:26,052	00:22,908	00:26,837	233,94		15:40:02
17	01:37,889	00:22,631	00:25,997	00:22,851	00:26,410	239,11		15:41:40
18	01:38,481	00:22,366	00:25,865	00:23,534	00:26,716	234,78		15:43:18
19	01:37,834	00:22,474	00:26,028	00:22,875	00:26,457	233,94		15:44:56
20	PIT	00:27,750	00:28,166	00:24,942	00:35,831	233,94		15:46:53

83	KAWAKAMI, M. Yuji BRA	Yamaha Ms Racing					P.Vmax: 2	T. Ideal: 01:37,169
		Lap	Time	Sector 1	Sector 2	Sector 3		
1	START	01:32,920	00:27,751	00:23,276	00:26,494			15:07:49
2	01:37,423	00:22,292	00:26,153	00:22,693	00:26,285	235,64		15:09:27
3	01:37,435	00:22,220	00:26,068	00:22,798	00:26,349	237,36		15:11:04
4	01:37,671	00:22,256	00:25,990	00:23,058	00:26,367	238,24		15:12:42
5	01:37,943	00:22,212	00:26,297	00:22,862	00:26,572	239,11		15:14:20
6	01:37,755	00:22,319	00:26,108	00:22,824	00:26,504	234,78		15:15:57
7	01:37,925	00:22,385	00:26,107	00:22,890	00:26,543	234,78		15:17:35
8	01:37,837	00:22,328	00:26,072	00:22,969	00:26,468	233,94		15:19:13
9	01:37,831	00:22,316	00:26,028	00:23,058	00:26,429	235,64		15:20:51
10	01:37,792	00:22,201	00:26,127	00:22,861	00:26,603	236,50		15:22:29
11	01:37,757	00:22,279	00:26,078	00:22,915	00:26,485	235,64		15:24:07
12	01:37,887	00:22,327	00:26,080	00:22,875	00:26,605	235,64		15:25:44
13	01:37,700	00:22,252	00:26,069	00:22,889	00:26,490	236,50		15:27:22
14	01:37,798	00:22,298	00:26,038	00:22,928	00:26,534	241,79		15:29:00
15	01:37,507	00:22,281	00:26,035	00:22,763	00:26,428	236,50		15:30:37

86	MAYOR, Mario ESP	Andotrans T. Torrent					P.Vmax: 24	T. Ideal: 01:38,660
		Lap	Time	Sector 1	Sector 2	Sector 3		
1	START	01:45,270	00:27,818	00:24,195	00:27,297			15:08:03
2	01:40,721	00:23,018	00:26,522	00:23,546	00:27,635	234,78		15:09:44
3	01:40,430	00:23,099	00:26,658	00:23,650	00:27,023	230,61		15:11:24
4	01:39,507	00:22,969	00:26,408	00:23,225	00:26,905	230,61		15:13:04
5	01:39,337	00:22,805	00:26,378	00:23,293	00:26,861	233,09		15:14:43
6	01:38,995	00:22,745	00:26,361	00:23,239	00:26,650	233,09		15:16:22
7	PIT	00:23,595	00:26,868	00:23,714	00:36,258	232,26		15:18:13
8	09:18,852	08:01,289	00:27,160	00:23,477	00:26,926			15:27:32
9	01:39,591	00:22,849	00:26,535	00:23,363	00:26,844	231,43		15:29:11
10	01:39,126	00:22,666	00:26,470	00:23,178	00:26,812	229,79		15:30:50
11	01:39,064	00:22,698	00:26,318	00:23,275	00:26,773	232,26		15:32:29
12	01:39,472	00:22,835	00:26,502	00:23,305	00:26,830	229,79		15:34:09
13	01:39,229	00:22,713	00:26,181	00:23,163	00:27,172	230,61		15:35:48
14	01:39,244	00:22,920	00:26,256	00:23,351	00:26,717	231,43		15:37:27
15	PIT	00:24,230	00:29,200	00:26,033	00:37,852	230,61		15:39:25
16	05:42,190	04:24,324	00:27,222	00:23,584	00:27,060			15:45:07

88	DUBLIN, Ian Robert MAS	Easyrace Team					P.Vmax: 29	T. Ideal: 01:41,688
		Lap	Time	Sector 1	Sector 2	Sector 3		
1	START	01:11,750	00:28,940	00:24,567	00:28,149			15:07:32
2	01:43,341	00:23,700	00:27,222	00:24,324	00:28,095	231,43		15:09:16
3	01:43,484	00:23,714	00:27,599	00:24,187	00:27,984	229,79		15:10:59
4	01:42,644	00:23,829	00:26,852	00:24,199	00:27,764	230,61		15:12:42
5	01:42,497	00:23,711	00:26,951	00:24,155	00:27,680	228,98		15:14:24
6	01:42,430	00:23,774	00:26,842	00:24,082	00:27,732	228,98		15:16:07
7	PIT	00:23,648	00:27,262	00:24,447	00:37,414	229,79		15:17:59
8	02:18,753	00:56,339	00:28,422	00:25,408	00:28,584			15:20:18
9	01:45,056	00:23,637	00:28,286	00:24,485	00:28,648	227,37		15:22:03
10	01:48,759	00:25,584	00:30,332	00:24,650	00:28,193	226,57		15:23:52
11	PIT	00:23,854	00:30,175	00:25,256	00:37,287	227,37		15:25:48
12	10:36,388	09:14,049	00:29,354	00:24,494	00:28,491			15:36:25
13	01:43,325	00:24,538	00:27,249	00:24,018	00:27,520	229,79		15:38:08
14	01:42,460	00:23,781	00:26,902	00:24,187	00:27,590	230,61		15:39:51
15	01:43,126	00:23,753	00:27,488	00:24,155	00:27,730	231,43		15:41:34
16	01:42,459	00:23,838	00:26,947	00:24,006	00:27,668	230,61		15:43:16
17	01:42,010	00:23,532	00:27,109	00:23,794	00:27,575	228,17		15:44:58
18	01:42,054	00:23,584						



Circuit Ricardo Tormo

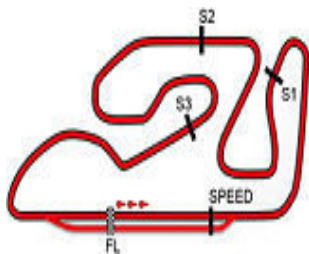
Cto. de ESPAÑA de SUPERBIKE 2022

ANALYSIS / SECTORS Ent. Libre 2 Supersport NG

9	01:39,684	00:22,700	00:26,800	00:23,269	00:26,915	236,50	15:27:38
10	01:40,178	00:22,775	00:26,566	00:23,669	00:27,168	237,36	15:29:18
11	01:40,137	00:22,796	00:26,782	00:23,494	00:27,065	237,36	15:30:58
12	01:39,588	00:22,709	00:26,569	00:23,369	00:26,941	237,36	15:32:38
13	01:40,096	00:22,773	00:26,935	00:23,351	00:27,037	238,24	15:34:18
14	01:40,058	00:22,741	00:26,805	00:23,433	00:27,079	237,36	15:35:58
15	01:40,254	00:22,978	00:26,797	00:23,409	00:27,070	240,89	15:37:38
16	01:41,220	00:23,001	00:27,037	00:24,122	00:27,060	240,00	15:39:19
17	01:39,880	00:22,772	00:26,675	00:23,470	00:26,963	235,64	15:40:59
18	01:39,451	00:22,745	00:26,569	00:23,292	00:26,845	235,64	15:42:39
19	01:40,127	00:23,155	00:26,717	00:23,310	00:26,945	237,36	15:44:19
20	PIT	00:22,709	00:26,777	00:51,484	00:53,635	237,36	15:46:53

96	FIORE, Silvio		Offitec Racing Team				
	SUI		P.Vmax: 29		T. Ideal: 01:40,891		
Lap	Time	Sector 1	Sector 2	Sector 3	Sector 4	V.Max	Hour
1	START	02:18,170	00:28,432	00:24,427	00:28,149		15:08:38
2	PIT	00:23,845	00:32,647	00:34,972	00:43,669	218,18	15:10:53
3	09:56,129	08:35,571	00:28,533	00:24,164	00:27,861		15:20:49
4	01:41,495	00:23,437	00:27,162	00:23,438	00:27,458	227,37	15:22:31
5	01:41,742	00:23,111	00:27,517	00:23,634	00:27,480	227,37	15:24:12
6	01:42,261	00:23,359	00:27,055	00:24,032	00:27,815	228,98	15:25:55
7	01:41,852	00:23,292	00:27,300	00:23,656	00:27,604	227,37	15:27:37
8	01:41,373	00:23,189	00:27,097	00:23,657	00:27,430	228,98	15:29:18
9	01:41,170	00:23,198	00:27,092	00:23,430	00:27,450	227,37	15:30:59
10	01:44,910	00:26,177	00:27,199	00:24,000	00:27,534	229,79	15:32:44
11	PIT	00:23,210	00:27,593	00:23,940	00:38,800	229,79	15:34:38
12	05:42,463	04:21,954	00:27,884	00:24,851	00:27,774		15:40:20
13	01:40,991	00:23,211	00:26,990	00:23,397	00:27,393	229,79	15:42:01
14	01:41,604	00:23,275	00:27,011	00:23,583	00:27,735	231,43	15:43:43
15	01:41,262	00:23,167	00:27,065	00:23,568	00:27,462	227,37	15:45:24





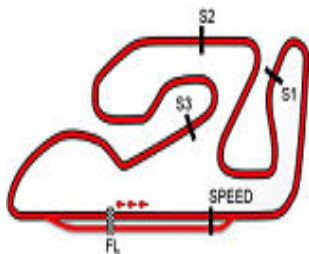
Circuit Ricardo Tormo

Cto. de ESPAÑA de SUPERBIKE 2022

Velocidades máximas Ent. Libre 2 Supersport NG

Nombre	Equipo/Club	Vehículo	Mejores 5 velocidades máximas					Media	Max.
19 DIAZ, Joan	I+Dent Racing Team	YAMAHA	242,7	240,9	240,0	239,1	239,1	240,4	242,7
83 KAWAKAMI, M. Yuji	Yamaha Ms Racing	YAMAHA	241,8	239,1	238,2	237,4	237,4	238,8	241,8
76 GIRAL, Julian	U. Arco Motorsport		241,8	241,8	240,9	240,9	240,9	241,3	241,8
24 GREGORIO, Matthieu	Tech Solutions	YAMAHA	241,8	238,2	236,5	236,5	236,5	237,9	241,8
20 GARCIA, José J.	Mvagusta Forward J.		241,8	237,4	236,5	235,6	233,9	237,0	241,8
92 ROIG, Nil	Gmfuel Vrc Team	YAMAHA	240,9	240,0	239,1	238,2	238,2	239,3	240,9
43 JESPERSEN, Simon	SJ43	YAMAHA	240,0	238,2	237,4	237,4	237,4	238,1	240,0
36 KROEZE, Sander	Easyrace Team	YAMAHA	240,0	239,1	237,4	236,5	236,5	237,9	240,0
72 RUIZ, Yeray	Yamaha Ms Racing	YAMAHA	240,0	237,4	237,4	236,5	236,5	237,5	240,0
33 VALLE, Daniel	Kawasaki Palmeto Pl	KAWASAKI	240,0	239,1	239,1	238,2	238,2	238,9	240,0
81 VIU, Aleix	Andotrans T. Torrent	YAMAHA	239,1	234,8	234,8	234,8	233,9	235,5	239,1
7 FERNANDEZ, Eric	Team Speed Racing	KAWASAKI	239,1	238,2	236,5	235,6	235,6	237,0	239,1
3 REHACEK, Filip	Sxx Cardoso Racing	YAMAHA	239,1	239,1	234,8	233,9	233,9	236,2	239,1
4 TORRECILLAS, Carlos	Tri Team	YAMAHA	238,2	237,4	237,4	236,6	234,8	236,7	238,2
37 GONZALEZ, Mauro	Sp57 Racing Team	YAMAHA	238,2	237,4	236,5	235,6	235,6	236,7	238,2
44 SAHIN, Baris	Offitec Racing Team	YAMAHA	238,2	238,2	237,4	237,4	236,5	237,5	238,2
38 RODRIGUEZ, Juan	Cuna Campeones	YAMAHA	238,2	238,2	238,2	238,2	236,5	237,9	238,2
22 ROBERTS, Brett	I+Dent Racing Team	YAMAHA	237,4	236,5	236,5	234,8	234,8	236,0	237,4
11 SCHULTZ, Jared Karl	T. Monex Asap World	YAMAHA	237,4	233,9	233,9	233,1	231,4	234,0	237,4
10 DA SILVA, Pedro M.	Stand Os Putos R. T.	YAMAHA	237,4	237,4	237,4	236,5	235,6	236,8	237,4
54 BULIK, Michal	New2 Project	YAMAHA	237,4	237,4	236,5	234,8	233,9	236,0	237,4
21 PATOVA, Kimi	Yamaha Gv Stratos	YAMAHA	236,5	235,6	234,8	234,8	234,8	235,3	236,5
5 LAW, Mason	New2 Project	YAMAHA	236,5	233,9	233,9	233,9	233,9	234,4	236,5
86 MAYOR, Mario	Andotrans T. Torrent	YAMAHA	234,8	233,1	233,1	232,3	232,3	233,1	234,8
52 ERILL, Guillem	Deza - Box 77 Racing	KAWASAKI	233,9	233,1	232,3			233,1	233,9
63 BRØDERSEN, Alex C.	Sp57 Racing Team	YAMAHA	233,1	232,3	232,3	230,6	230,6	231,8	233,1
56 HENRY, Marius	Tech Solutions	YAMAHA	233,1	233,1	232,3	232,3	232,3	232,6	233,1
29 FELIPE, Enrique	Yamaha Gv Stratos	YAMAHA	232,3	231,4	231,4	231,4	231,4	231,6	232,3
96 FIORE, Silvio	Offitec Racing Team	YAMAHA	231,4	229,8	229,8	229,8	229,0	230,0	231,4
88 DUBLIN, Ian Robert	Easyrace Team	YAMAHA	231,4	231,4	230,6	230,6	230,6	230,9	231,4
40 ESCALERA, Aaron	Yamaha Gv Stratos	YAMAHA	231,4	230,6	230,6	229,8	229,0	230,3	231,4
2 VUGRINEC, Martin	Mdr Ferquest - Unior	YAMAHA	230,6	230,6	230,6	229,8	229,8	230,3	230,6
13 LOPEZ, Sergio	Deza-Box Racing Team	KAWASAKI	227,4	226,6	226,6	225,8	225,8	226,4	227,4
77 LEAL, Jesus	Andifer	YAMAHA	221,9	221,9	220,4	219,7	219,7	220,7	221,9





Circuit Ricardo Tormo

Cto. de ESPAÑA de SUPERBIKE 2022

Mejores vueltas Ent. Libre 2 Supersport NG

Número	Nombre	Equipo/Club	Vehículo	Mejores vueltas						Media
				1	2	3	4	5	6	
72	RUIZ, Yeray	Yamaha Ms Racing	YAMAHA	01:37,101	01:37,490	01:37,567	01:37,589	01:37,621	01:37,473	
20	GARCIA, José J.	Mvagusta Forward J.		01:37,178	01:37,263	01:37,342	01:37,411	01:37,620	01:37,362	
81	VIU, Aleix	Andotrans T. Torrent	YAMAHA	01:37,186	01:37,205	01:37,298	01:37,330	01:37,335	01:37,270	
43	JESPERSEN, Simon	SJ43	YAMAHA	01:37,305	01:37,312	01:37,336	01:37,427	01:37,433	01:37,362	
38	RODRIGUEZ, Juan	Cuna Campeones	YAMAHA	01:37,412	01:37,483	01:37,539	01:37,566	01:37,572	01:37,514	
83	KAWAKAMI, M. Yuji	Yamaha Ms Racing	YAMAHA	01:37,423	01:37,434	01:37,435	01:37,507	01:37,671	01:37,494	
2	VUGRINEC, Martin	Mdr Ferquest - Unior	YAMAHA	01:37,533	01:37,652	01:37,942	01:37,974	01:38,065	01:37,833	
37	GONZALEZ, Mauro	Sp57 Racing Team	YAMAHA	01:37,579	01:37,682	01:38,195	01:38,261	01:38,345	01:38,012	
24	GREGORIO, Matthieu	Tech Solutions	YAMAHA	01:37,664	01:37,742	01:37,754	01:37,964	01:38,060	01:37,836	
11	SCHULTZ, Jared Karl	T. Monex Asap World	YAMAHA	01:37,911	01:38,106	01:38,355	01:38,414	01:38,562	01:38,269	
33	VALLE, Daniel	Kawasaki Palmeto Pl	KAWASAKI	01:37,925	01:38,002	01:38,020	01:38,055	01:38,112	01:38,022	
76	GIRAL, Julian	U. Arco Motorsport		01:37,968	01:37,995	01:38,022	01:38,102	01:38,148	01:38,047	
54	BULIK, Michal	New2 Project	YAMAHA	01:38,074	01:38,083	01:38,098	01:38,156	01:38,212	01:38,124	
19	DIAZ, Joan	I+Dent Racing Team	YAMAHA	01:38,096	01:38,159	01:38,191	01:38,300	01:38,330	01:38,215	
4	TORRECILLAS, Carlos	Trt Team	YAMAHA	01:38,273	01:38,778	01:39,144	01:39,260	01:39,362	01:38,963	
7	FERNANDEZ, Eric	Team Speed Racing	KAWASAKI	01:38,430	01:38,606	01:38,654	01:38,792	01:38,803	01:38,657	
36	KROEZE, Sander	Easyrace Team	YAMAHA	01:38,566	01:38,588	01:38,596	01:38,626	01:38,772	01:38,629	
5	LAW, Mason	New2 Project	YAMAHA	01:38,598	01:38,838	01:38,898	01:38,913	01:38,937	01:38,836	
40	ESCALERA, Aaron	Yamaha Gv Stratos	YAMAHA	01:38,914	01:38,969	01:39,250	01:39,406	01:39,560	01:39,219	
86	MAYOR, Mario	Andotrans T. Torrent	YAMAHA	01:38,995	01:39,064	01:39,126	01:39,229	01:39,244	01:39,131	
21	PATOVA, Kimi	Yamaha Gv Stratos	YAMAHA	01:39,125	01:39,206	01:39,404	01:39,536	01:39,589	01:39,372	
52	ERILL, Guillem	Deza - Box 77 Racing	KAWASAKI	01:39,169	01:39,280	01:39,672			01:39,373	
22	ROBERTS, Brett	I+Dent Racing Team	YAMAHA	01:39,239	01:39,470	01:39,673	01:40,010	01:40,097	01:39,697	
92	ROIG, Nil	Gmfuel Vrc Team	YAMAHA	01:39,451	01:39,588	01:39,684	01:39,880	01:40,058	01:39,732	
44	SAHIN, Baris	Offitec Racing Team	YAMAHA	01:39,680	01:40,095	01:40,410	01:41,081	01:41,145	01:40,482	
10	DA SILVA, Pedro M.	Stand Os Putos R. T.	YAMAHA	01:40,045	01:40,118	01:40,127	01:40,299	01:40,531	01:40,224	
96	IORE, Silvio	Offitec Racing Team	YAMAHA	01:40,991	01:41,170	01:41,262	01:41,373	01:41,495	01:41,258	
63	BRODERSEN, Alex C.	Sp57 Racing Team	YAMAHA	01:41,031	01:41,206	01:41,307	01:41,776	01:41,883	01:41,440	
88	DUBLIN, Ian Robert	Easyrace Team	YAMAHA	01:42,010	01:42,054	01:42,430	01:42,459	01:42,460	01:42,282	
3	REHACEK, Filip	Skx Cardoso Racing	YAMAHA	01:43,087	01:43,202	01:43,249	01:43,367	01:43,535	01:43,288	
56	HENRY, Marius	Tech Solutions	YAMAHA	01:43,298	01:43,355	01:43,496	01:43,730	01:43,872	01:43,550	
13	LOPEZ, Sergio	Deza-Box Racing Team	KAWASAKI	01:44,291	01:44,398	01:44,894	01:44,913	01:45,088	01:44,716	
77	LEAL, Jesus	Andifer	YAMAHA	01:44,411	01:44,685	01:44,872	01:45,083	01:45,359	01:44,882	
29	FELIPE, Enrique	Yamaha Gv Stratos	YAMAHA	01:45,947	01:46,033	01:46,033	01:46,056	01:46,509	01:46,115	

