

23 Y 24 ABRIL
CIRCUIT RICARDO TORMO

Cto. de ESPAÑA de SUPERBIKE 2022

23-24 ABRIL 2022

Circuit Ricardo Tormo

Length: 4005 metros

Results

Ent. Libre 1

Supersport NG

Pos.	N.	Rider	Team	Motorcycle	Nat.	Best Lap	iL	Laps	Gap	Interval	Speed	Tyr.	Cat.
1	81	VIU, Aleix	Andotrans T. Torrent	YAMAHA	ESP	01:36,392	9	16			149,58	MI	SSN
2	72	RUIZ, Yeray	Yamaha Ms Racing	YAMAHA	ESP	01:36,445	15	17	00:00,053	00:00,053	149,49	PI	SSN
3	83	KAWAKAMI, M. Yuji	Yamaha Ms Racing	YAMAHA	BRA	01:36,688	16	18	00:00,296	00:00,243	149,12	PI	SSN
4	38	RODRIGUEZ, Juan	Cuna Campeones	YAMAHA	ESP	01:37,279	14	14	00:00,887	00:00,591	148,21	DU	SSN
5	2	VUGRINEC, Martin	Mdr Ferquest - Unior	YAMAHA	CRO	01:37,544	13	20	00:01,152	00:00,265	147,81	MI	SSN
6	24	GREGORIO, Matthieu	Tech Solutions	YAMAHA	FRA	01:37,570	12	19	00:01,178	00:00,026	147,77	PI	SSK
7	37	GONZALEZ, Mauro	Sp57 Racing Team	YAMAHA	ESP	01:37,724	16	18	00:01,332	00:00,154	147,54	MI	SSN
8	20	GARCIA, José J.	Mvagusta Forward J.		ESP	01:37,807	16	16	00:01,415	00:00,083	147,41	DU	SSN
9	43	JESPERSEN, Simon	SJ43	YAMAHA	DEN	01:37,870	19	22	00:01,478	00:00,063	147,32		STK
10	33	VALLE, Daniel	Kawasaki Palmeto PI	KAWASAKI	ESP	01:38,124	10	19	00:01,732	00:00,254	146,94	MI	SSN
11	19	DIAZ, Joan	I+Dent Racing Team	YAMAHA	ESP	01:38,127	17	17	00:01,735	00:00,003	146,93	PI	SSN
12	36	KROEZE, Sander	Easyrace Team	YAMAHA	NLD	01:38,319	11	19	00:01,927	00:00,192	146,65	DU	SSN
13	54	BULIK, Michal	New2 Project	YAMAHA	SVK	01:38,430	19	21	00:02,038	00:00,111	146,48	PI	SSK
14	76	GIRAL, Julian	U. Arco Motorsport		ESP	01:38,478	15	17	00:02,086	00:00,048	146,41	PI	SSN
15	11	SCHULTZ, Jared Karl	T. Monex Asap World	YAMAHA	RSA	01:38,478	17	19	00:02,086		146,41	PI	SSK
16	5	LAW, Mason	New2 Project	YAMAHA	GBR	01:38,519	4	18	00:02,127	00:00,041	146,35	PI	SSK
17	52	ERILL, Guillem	Deza - Box 77 Racing	KAWASAKI	ESP	01:38,610	16	16	00:02,218	00:00,091	146,21	DU	SSN
18	86	MAYOR, Mario	Andotrans T. Torrent	YAMAHA	ESP	01:38,635	14	16	00:02,243	00:00,025	146,18	MI	SSN
19	92	ROIG, Nil	Gmfuel Vrc Team	YAMAHA	ESP	01:38,694	6	18	00:02,302	00:00,059	146,09	PI	SSN
20	40	ESCALERA, Aaron	Yamaha Gv Stratos	YAMAHA	ESP	01:38,829	17	19	00:02,437	00:00,135	145,89	MI	SSK
21	22	ROBERTS, Brett	I+Dent Racing Team	YAMAHA	RSA	01:39,413	15	16	00:03,021	00:00,584	145,03	PI	SSK
22	7	FERNANDEZ, Eric	Team Speed Racing	KAWASAKI	ESP	01:39,441	4	14	00:03,049	00:00,028	144,99	MI	SSK
23	4	TORRECILLAS, Carlos	Trt Team	YAMAHA	ESP	01:39,543	15	17	00:03,151	00:00,102	144,84	MI	SSK
24	21	PATOVA, Kimi	Yamaha Gv Stratos	YAMAHA	FIN	01:39,547	10	19	00:03,155	00:00,004	144,84	MI	SSK
25	44	SAHIN, Baris	Offitec Racing Team	YAMAHA	SUI	01:39,853	10	11	00:03,461	00:00,306	144,39	PI	SSN
26	10	DA SILVA, Pedro M.	Stand Os Putos R. T.	YAMAHA	POR	01:40,560	12	17	00:04,168	00:00,707	143,38	DU	SSK
27	96	IORE, Silvio	Offitec Racing Team	YAMAHA	SUI	01:41,615	13	13	00:05,223	00:01,055	141,89	PI	SSK
28	88	DUBLIN, Ian Robert	Easyrace Team	YAMAHA	MAS	01:41,828	14	16	00:05,436	00:00,213	141,59	DU	SSK
29	63	BRODERSEN, Alex C.	Sp57 Racing Team	YAMAHA	DEN	01:41,845	8	9	00:05,453	00:00,017	141,57	MI	SSK
30	56	HENRY, Marius	Tech Solutions	YAMAHA	FRA	01:43,096	7	17	00:06,704	00:01,251	139,85	PI	STK
31	3	REHACEK, Filip	Skx Cardoso Racing	YAMAHA	CZE	01:44,453	18	18	00:08,061	00:01,357	138,03	MI	SSN
32	13	LOPEZ, Sergio	Deza-Box Racing Team	KAWASAKI	ESP	01:44,641	15	18	00:08,249	00:00,188	137,79	DU	SSK
33	77	LEAL, Jesus	Andifer	YAMAHA	ESP	01:44,826	13	15	00:08,434	00:00,185	137,54	MT	SSK
34	29	FELIPE, Enrique	Yamaha Gv Stratos	YAMAHA	ESP	01:45,017	17	18	00:08,625	00:00,191	137,29	MI	SSK

Circuit Ricardo Tormo

Final Official

Provisional Official

Length: 4005 m. Hour: 10:29

JURY:

C.of the Course:

C.Timekeeper:

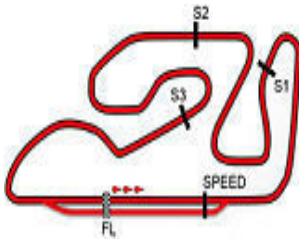
Hour:

Hour:

22/04/2022

Hour: 11:15:05





Circuit Ricardo Tormo

23-24 ABRIL 2022

Circuit Ricardo Tormo

Cto. de ESPAÑA de SUPERBIKE 2022

ANALYSIS / SECTORS Ent. Libre 1 Supersport NG

2		VUGRINEC, Martin		Mdr Ferquest - Unior			
		CRO		P.Vmax: 18 T. Ideal: 01:37,373			
Lap	Time	Sector 1	Sector 2	Sector 3	Sector 4	V.Max	Hour
1	START	00:48,470	00:28,120	00:24,040	00:28,217		10:31:53
2	01:40,827	00:23,296	00:26,659	00:23,395	00:27,477	229,79	10:33:34
3	01:40,580	00:23,797	00:26,309	00:23,436	00:27,038	229,79	10:35:14
4	01:38,794	00:22,904	00:26,073	00:23,178	00:26,639	236,50	10:36:53
5	01:39,533	00:22,939	00:26,131	00:23,565	00:26,898	229,79	10:38:32
6	01:38,104	00:22,586	00:26,001	00:22,955	00:26,562	231,43	10:40:11
7	01:38,175	00:22,625	00:25,942	00:23,027	00:26,581	231,43	10:41:49
8	PIT	00:22,913	00:26,741	00:23,250	00:35,130	228,17	10:43:37
9	06:31,177	05:14,734	00:26,646	00:23,162	00:26,635		10:50:08
10	01:37,598	00:22,577	00:25,844	00:22,788	00:26,389	227,37	10:51:46
11	01:37,727	00:22,510	00:25,790	00:23,037	00:26,390	231,43	10:53:23
12	01:39,315	00:22,587	00:26,343	00:23,380	00:27,005	231,43	10:55:03
13	01:37,544	00:22,496	00:25,793	00:22,712	00:26,543	230,61	10:56:40
14	01:37,783	00:22,482	00:26,013	00:22,807	00:26,481	231,43	10:58:18
15	01:40,472	00:22,677	00:26,039	00:23,481	00:28,275	232,26	10:59:58
16	01:38,273	00:22,862	00:26,020	00:22,918	00:26,473	236,50	11:01:37
17	01:38,504	00:22,522	00:25,903	00:22,878	00:27,201	234,78	11:03:15
18	01:37,909	00:22,597	00:25,818	00:23,082	00:26,412	232,26	11:04:53
19	PIT	00:24,509	00:27,709	00:23,607	00:34,589	232,26	11:06:43
20	03:04,505	01:45,487	00:29,166	00:23,148	00:26,704		11:09:48

3		REHACEK, Filip		Skx Cardoso Racing			
		CZE		P.Vmax: 24 T. Ideal: 01:44,453			
Lap	Time	Sector 1	Sector 2	Sector 3	Sector 4	V.Max	Hour
1	START	01:40,869	00:34,676	00:28,727	00:31,935		10:33:00
2	01:54,611	00:26,386	00:32,005	00:26,718	00:29,502	226,57	10:34:55
3	PIT	00:25,539	00:30,393	00:27,020	00:40,419	233,94	10:36:58
4	08:10,232	06:40,600	00:32,059	00:27,308	00:30,265		10:45:08
5	01:50,970	00:25,508	00:30,258	00:26,020	00:29,184	231,43	10:46:59
6	01:49,315	00:25,413	00:29,275	00:25,829	00:28,798	232,26	10:48:49
7	01:49,774	00:25,059	00:29,284	00:26,218	00:29,213	226,57	10:50:38
8	01:47,636	00:24,588	00:28,698	00:25,729	00:28,621	234,78	10:52:26
9	01:48,883	00:25,206	00:28,857	00:25,842	00:28,978	228,98	10:54:15
10	01:47,307	00:24,695	00:28,432	00:25,528	00:28,652	228,17	10:56:02
11	01:48,241	00:24,770	00:28,720	00:25,829	00:28,922	229,79	10:57:50
12	01:47,223	00:24,773	00:28,520	00:25,513	00:28,417	229,79	10:59:38
13	01:45,939	00:24,316	00:28,415	00:25,095	00:28,113	232,26	11:01:24
14	01:45,803	00:24,107	00:28,163	00:25,140	00:28,393	232,26	11:03:09
15	01:46,671	00:24,268	00:28,459	00:25,357	00:28,587	231,43	11:04:56
16	01:46,798	00:24,061	00:28,260	00:25,556	00:28,921	234,78	11:06:43
17	01:45,349	00:24,161	00:28,062	00:25,006	00:28,120	234,78	11:08:28
18	01:44,453	00:24,015	00:27,739	00:24,743	00:27,956	233,09	11:10:13

4		TORRECILLAS, Carlos		Trt Team			
		ESP		P.Vmax: 11 T. Ideal: 01:39,252			
Lap	Time	Sector 1	Sector 2	Sector 3	Sector 4	V.Max	Hour
1	START	00:51,700	00:28,650	00:24,500	00:27,727		10:31:56
2	01:42,122	00:23,442	00:27,631	00:23,863	00:27,186	233,09	10:33:39
3	01:41,621	00:23,389	00:27,113	00:23,836	00:27,283	234,78	10:35:20
4	01:41,666	00:23,686	00:27,064	00:23,648	00:27,268	239,11	10:37:02
5	01:40,410	00:22,897	00:26,858	00:23,627	00:27,028	237,36	10:38:42
6	PIT	00:25,485	00:28,016	00:24,320	00:37,602	233,94	10:40:38
7	07:46,235	06:27,344	00:27,735	00:24,042	00:27,114		10:48:24
8	01:40,243	00:22,738	00:26,788	00:23,521	00:27,196	231,43	10:50:04
9	01:39,823	00:22,693	00:26,761	00:23,423	00:26,946	231,43	10:51:44

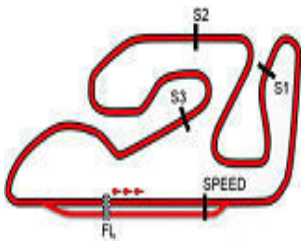
10	01:39,840	00:22,662	00:26,740	00:23,626	00:26,812	233,94	10:53:24
11	PIT	00:24,425	00:28,548	00:23,924	00:35,168	236,50	10:55:16
12	07:45,871	06:26,460	00:28,375	00:23,870	00:27,166		11:03:02
13	01:40,681	00:23,128	00:26,961	00:23,431	00:27,161	231,43	11:04:42
14	01:39,979	00:22,722	00:26,929	00:23,336	00:26,992	233,09	11:06:22
15	01:39,543	00:22,647	00:26,670	00:23,354	00:26,872	233,09	11:08:02
16	01:39,587	00:22,650	00:26,604	00:23,276	00:27,057	234,78	11:09:42
17	01:39,708	00:22,560	00:26,660	00:23,277	00:27,211	233,94	11:11:21

5		LAW, Mason		New2 Project			
		GBR		P.Vmax: 18 T. Ideal: 01:38,341			
Lap	Time	Sector 1	Sector 2	Sector 3	Sector 4	V.Max	Hour
1	START	00:46,550	00:28,760	00:24,600	00:27,769		10:31:52
2	01:43,689	00:23,335	00:26,612	00:24,863	00:28,879	230,61	10:33:35
3	01:39,499	00:23,151	00:26,383	00:23,189	00:26,776	233,94	10:35:15
4	01:38,519	00:22,546	00:26,071	00:23,189	00:26,713	235,64	10:36:53
5	01:39,452	00:22,930	00:26,073	00:23,547	00:26,902	235,64	10:38:33
6	PIT	00:22,896	00:26,047	00:24,301	00:38,511	234,78	10:40:24
7	07:54,624	06:37,199	00:26,938	00:23,414	00:27,073		10:48:19
8	01:38,723	00:22,791	00:26,122	00:23,035	00:26,775	230,61	10:49:58
9	01:38,950	00:22,739	00:26,112	00:23,256	00:26,843	232,26	10:51:37
10	01:38,791	00:22,740	00:26,114	00:23,069	00:26,868	232,26	10:53:16
11	PIT	00:22,803	00:29,726	00:30,384	00:36,333	233,94	10:55:15
12	04:33,699	03:01,482	00:28,607	00:35,147	00:28,463		10:59:48
13	01:51,315	00:22,902	00:30,416	00:30,484	00:27,513	229,79	11:01:40
14	01:39,397	00:22,943	00:26,163	00:23,189	00:27,102	233,09	11:03:19
15	01:39,412	00:22,828	00:26,118	00:23,172	00:27,294	234,78	11:04:59
16	01:42,053	00:23,009	00:27,293	00:24,700	00:27,051	236,50	11:06:41
17	01:39,450	00:22,894	00:26,357	00:23,212	00:26,987	233,94	11:08:20
18	01:39,176	00:22,872	00:26,190	00:23,150	00:26,964	233,94	11:09:59

7		FERNANDEZ, Eric		Team Speed Racing			
		ESP		P.Vmax: 18 T. Ideal: 01:39,096			
Lap	Time	Sector 1	Sector 2	Sector 3	Sector 4	V.Max	Hour
1	START	01:01,620	00:29,500	00:24,613	00:27,976		10:32:08
2	01:42,308	00:23,488	00:27,613	00:23,950	00:27,257	230,61	10:33:50
3	01:40,274	00:23,035	00:26,720	00:23,568	00:26,951	230,61	10:35:30
4	01:39,441	00:22,796	00:26,498	00:23,175	00:26,972	231,43	10:37:10
5	PIT	00:23,816	00:28,968	00:25,253	00:35,427	232,26	10:39:03
6	15:56,783	14:33,174	00:31,155	00:24,715	00:27,739		10:55:00
7	01:40,902	00:23,074	00:27,021	00:23,529	00:27,278	230,61	10:56:41
8	PIT	00:22,624	00:26,488	00:23,298	00:35,798	236,50	10:58:29
9	03:21,424	02:02,444	00:27,814	00:23,978	00:27,188		11:01:50
10	01:39,717	00:22,636	00:26,661	00:23,261	00:27,159	233,09	11:03:30
11	01:41,003	00:23,042	00:27,343	00:23,502	00:27,116	234,78	11:05:11
12	01:39,444	00:22,539	00:26,516	00:23,355	00:27,034	235,64	11:06:51
13	01:39,485	00:22,682	00:26,557	00:23,352	00:26,894	233,09	11:08:30
14	01:40,641	00:22,601	00:27,135	00:23,701	00:27,204	235,64	11:10:11

10		DA SILVA, Pedro M.		Stand Os Putos R. T.			
		POR		P.Vmax: 16 T. Ideal: 01:40,484			
Lap	Time	Sector 1	Sector 2	Sector 3	Sector 4	V.Max	Hour
1	PIT	00:33,500	00:29,860	00:25,500	00:36,760		10:31:49
2	08:19,370	06:58,533	00:29,088	00:24,098	00:27,651		10:40:09
3	01:41,744	00:23,304	00:26,909	00:24,078	00:27,453	232,26	10:41:51
4	01:41,278	00:23,180	00:26,837	00:23,796	00:27,465	233,94	10:43:32
5	01:41,953	00:23,118	00:26,855	00:24,123	00:27,857	233,09	10:45:14
6	01:42,051	00:23,243	00:27,148	00:24,067	00:27,593	233,94	10:46:56
7	PIT	00:24,256	00:28,811	00:25,321	00:38,167	235,64	10:48:52





Circuit Ricardo Tormo

Cto. de ESPAÑA de SUPERBIKE 2022

ANALYSIS / SECTORS Ent. Libre 1 Supersport NG

8	05:54,825	04:29,045	00:28,731	00:28,824	00:28,225		10:54:47
9	01:42,519	00:23,647	00:27,200	00:24,111	00:27,561	233,94	10:56:30
10	01:42,403	00:23,101	00:26,794	00:24,559	00:27,949	234,78	10:58:12
11	01:41,178	00:23,075	00:26,914	00:23,671	00:27,518	235,64	10:59:53
12	01:40,560	00:22,977	00:26,636	00:23,569	00:27,378	233,94	11:01:34
13	01:41,301	00:23,071	00:26,560	00:24,028	00:27,642	237,36	11:03:15
14	01:42,910	00:24,310	00:27,040	00:23,779	00:27,781	233,94	11:04:58
15	01:42,731	00:23,271	00:27,176	00:24,864	00:27,420	234,78	11:06:41
16	01:41,477	00:23,409	00:26,824	00:23,595	00:27,649	237,36	11:08:22
17	01:48,511	00:23,057	00:28,632	00:27,507	00:29,315	237,36	11:10:11

1	START	01:13,950	00:28,290	00:24,474	00:27,548		10:32:18
2	01:41,124	00:23,090	00:27,185	00:23,849	00:27,000	240,89	10:33:59
3	01:41,876	00:22,782	00:27,355	00:24,550	00:27,189	240,00	10:35:41
4	01:40,387	00:23,160	00:26,728	00:23,473	00:27,026	240,00	10:37:22
5	01:39,568	00:22,677	00:26,547	00:23,433	00:26,911	237,36	10:39:01
6	01:39,790	00:22,638	00:26,674	00:23,501	00:26,977	236,50	10:40:41
7	PIT	00:27,239	00:28,391	00:24,911	00:33,536	234,78	10:42:35
8	08:01,966	06:42,500	00:28,251	00:23,875	00:27,340		10:50:37
9	01:38,882	00:22,656	00:26,442	00:23,276	00:26,508	234,78	10:52:16
10	01:38,469	00:22,479	00:26,257	00:23,168	00:26,565	237,36	10:53:54
11	01:38,545	00:22,535	00:26,273	00:23,214	00:26,523	239,11	10:55:33
12	01:38,488	00:22,472	00:26,300	00:23,181	00:26,535	239,11	10:57:11
13	PIT	00:29,479	00:32,964	00:24,593	00:35,849	237,36	10:59:14
14	06:11,579	04:45,603	00:34,636	00:24,697	00:26,643		11:05:26
15	01:38,745	00:22,550	00:26,352	00:23,165	00:26,678	239,11	11:07:05
16	01:38,522	00:22,462	00:26,188	00:23,209	00:26,663	240,00	11:08:43
17	01:38,127	00:22,400	00:26,116	00:23,146	00:26,465	239,11	11:10:21

11	SCHULTZ, Jared Karl	T. Monex Asap World					
	RSA	P.Vmax: 27 T. Ideal: 01:38,289					
Lap	Time	Sector 1	Sector 2	Sector 3	Sector 4	V.Max	Hour
1	START	00:44,310	00:27,950	00:23,560	00:26,968		10:31:47
2	01:40,302	00:23,481	00:26,544	00:23,243	00:27,034	231,43	10:33:27
3	01:39,175	00:22,853	00:26,305	00:23,226	00:26,791	232,26	10:35:06
4	01:39,979	00:22,977	00:26,298	00:23,040	00:27,664	229,79	10:36:46
5	01:45,343	00:22,880	00:26,119	00:23,444	00:32,900	228,17	10:38:31
6	01:42,023	00:22,973	00:28,510	00:23,310	00:27,230	225,78	10:40:13
7	01:54,682	00:35,629	00:28,222	00:23,628	00:27,203	231,43	10:42:08
8	01:39,010	00:22,945	00:26,325	00:22,910	00:26,830	228,17	10:43:47
9	PIT	00:22,784	00:26,533	00:23,920	00:35,467	228,98	10:45:36
10	09:27,473	08:07,544	00:27,739	00:24,284	00:27,906		10:55:03
11	01:44,288	00:26,534	00:26,806	00:23,324	00:27,624	230,61	10:56:48
12	01:38,910	00:22,852	00:26,221	00:23,121	00:26,716	230,61	10:58:27
13	01:38,673	00:22,649	00:26,263	00:23,028	00:26,733	233,09	11:00:05
14	01:45,668	00:22,664	00:31,272	00:24,327	00:27,405	233,09	11:01:51
15	01:42,352	00:22,966	00:28,895	00:23,434	00:27,057	231,43	11:03:33
16	01:40,673	00:22,734	00:26,663	00:23,609	00:27,667	230,61	11:05:14
17	01:38,478	00:22,639	00:26,058	00:23,069	00:26,712	229,79	11:06:52
18	01:38,502	00:22,700	00:26,076	00:23,044	00:26,682	231,43	11:08:31
19	01:40,598	00:22,751	00:26,498	00:24,296	00:27,053	231,43	11:10:11

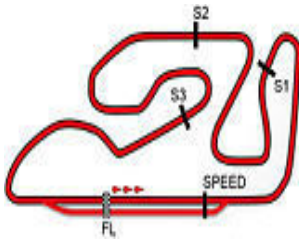
20	GARCIA, José J.	Mvagusta Forward J.					
	ESP	P.Vmax: 11 T. Ideal: 01:37,685					
Lap	Time	Sector 1	Sector 2	Sector 3	Sector 4	V.Max	Hour
1	START	01:12,900	00:29,020	00:24,496	00:27,653		10:32:18
2	01:41,470	00:23,394	00:27,188	00:23,844	00:27,044	232,26	10:33:59
3	01:41,548	00:22,759	00:27,149	00:23,939	00:27,701	239,11	10:35:41
4	01:39,426	00:22,700	00:26,436	00:23,287	00:27,003	234,78	10:37:20
5	01:38,846	00:22,744	00:26,146	00:23,171	00:26,785	230,61	10:38:59
6	PIT	00:24,645	00:26,763	00:23,942	00:36,429	231,43	10:40:51
7	09:47,193	08:27,125	00:28,992	00:23,824	00:27,252		10:50:38
8	01:38,360	00:22,569	00:26,188	00:23,119	00:26,484	233,09	10:52:17
9	01:37,943	00:22,311	00:25,998	00:23,099	00:26,535	236,50	10:53:55
10	01:40,465	00:22,940	00:26,914	00:23,787	00:26,824	236,50	10:55:35
11	01:38,240	00:22,454	00:26,001	00:23,042	00:26,743	236,50	10:57:13
12	01:38,149	00:22,562	00:25,995	00:23,060	00:26,532	233,94	10:58:51
13	PIT	00:23,610	00:28,760	00:24,190	00:34,847	239,11	11:00:43
14	06:13,740	04:56,131	00:27,204	00:23,615	00:26,790		11:06:57
15	01:38,363	00:22,670	00:26,044	00:22,993	00:26,656	232,26	11:08:35
16	01:37,807	00:22,344	00:25,914	00:22,976	00:26,573	235,64	11:10:13

13	LOPEZ, Sergio	Deza-Box Racing Team					
	ESP	P.Vmax: 33 T. Ideal: 01:44,454					
Lap	Time	Sector 1	Sector 2	Sector 3	Sector 4	V.Max	Hour
1	START	03:10,089	00:31,094	00:26,611	00:30,487		10:34:22
2	01:50,190	00:25,027	00:29,469	00:25,890	00:29,804	225,78	10:36:12
3	01:48,765	00:24,876	00:29,204	00:25,422	00:29,263	223,45	10:38:01
4	01:47,798	00:24,215	00:29,156	00:25,013	00:29,414	227,37	10:39:49
5	01:47,308	00:24,467	00:28,666	00:25,073	00:29,102	221,16	10:41:36
6	01:46,621	00:24,377	00:28,661	00:24,808	00:28,775	221,16	10:43:23
7	01:45,582	00:24,053	00:28,311	00:24,716	00:28,502	221,92	10:45:08
8	PIT	00:24,815	00:28,315	00:24,822	00:35,559	228,17	10:47:02
9	PIT	02:39,920	00:30,000	00:25,939	00:37,366		10:51:15
10	04:37,534	03:13,293	00:29,574	00:25,668	00:28,999		10:55:53
11	01:46,469	00:24,560	00:28,518	00:24,883	00:28,508	225,00	10:57:39
12	01:45,856	00:24,181	00:28,437	00:24,619	00:28,619	223,45	10:59:25
13	01:45,572	00:24,032	00:28,148	00:24,823	00:28,569	224,22	11:01:11
14	01:44,915	00:23,911	00:28,096	00:24,474	00:28,434	223,45	11:02:55
15	01:44,641	00:23,986	00:27,931	00:24,498	00:28,226	226,57	11:04:40
16	01:44,773	00:24,080	00:27,927	00:24,584	00:28,182	226,57	11:06:25
17	01:45,487	00:23,871	00:28,108	00:24,687	00:28,821	225,78	11:08:10
18	PIT	00:24,293	00:27,961	00:24,998	00:38,829	225,78	11:10:06

21	PATOVA, Kimi	Yamaha Gv Stratos					
	FIN	P.Vmax: 11 T. Ideal: 01:39,180					
Lap	Time	Sector 1	Sector 2	Sector 3	Sector 4	V.Max	Hour
1	START	01:09,620	00:28,970	00:24,509	00:27,878		10:32:15
2	01:42,210	00:23,515	00:27,303	00:23,862	00:27,530	235,64	10:33:57
3	01:44,453	00:24,065	00:27,866	00:24,450	00:28,072	235,64	10:35:42
4	01:40,609	00:23,351	00:26,744	00:23,418	00:27,096	237,36	10:37:22
5	01:40,494	00:23,017	00:26,757	00:23,485	00:27,235	235,64	10:39:03
6	01:40,875	00:23,070	00:26,677	00:23,745	00:27,383	233,94	10:40:43
7	PIT	00:23,804	00:27,430	00:24,188	00:35,114	233,09	10:42:34
8	09:40,115	08:22,095	00:27,069	00:23,410	00:27,541		10:52:14
9	01:39,776	00:23,040	00:26,508	00:23,245	00:26,983	233,09	10:53:54
10	01:39,547	00:23,085	00:26,425	00:23,121	00:26,916	233,09	10:55:33
11	01:39,995	00:22,874	00:26,315	00:23,573	00:27,233	236,50	10:57:13
12	01:40,034	00:22,893	00:26,428	00:23,718	00:26,995	239,11	10:58:53
13	01:39,830	00:22,918	00:26,651	00:23,338	00:26,923	234,78	11:00:33
14	01:40,477	00:22,895	00:26,552	00:24,045	00:26,985	233,94	11:02:14
15	01:42,984	00:23,033	00:27,107	00:25,135	00:27,709	235,64	11:03:57
16	01:39,603	00:23,014	00:26,540	00:23,179	00:26,870	233,94	11:05:36
17	01:39,826	00:22,991	00:26,434	00:23,319	00:27,082	233,09	11:07:16
18	01:42,463	00:24,480	00:27,316	00:23,481	00:27,186	233,09	11:08:59

19	DIAZ, Joan	I+Dent Racing Team					
	ESP	P.Vmax: 6 T. Ideal: 01:38,127					
Lap	Time	Sector 1	Sector 2	Sector 3	Sector 4	V.Max	Hour





Circuit Ricardo Tormo

23-24 ABRIL 2022

Circuit Ricardo Tormo

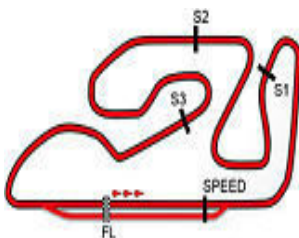
Cto. de ESPAÑA de SUPERBIKE 2022

ANALYSIS / SECTORS Ent. Libre 1 Supersport NG

Table with columns: Lap, Time, Sector 1-4, V.Max, Hour. Includes data for riders 22 (ROBERTS, Brett), 24 (GREGORIO, Matthieu), and 29 (FELIPE, Enrique).

Table with columns: Lap, Time, Sector 1-4, V.Max, Hour. Includes data for riders 33 (VALLE, Daniel), 36 (KROEZE, Sander), and 37 (GONZALEZ, Mauro).





Circuit Ricardo Tormo

Cto. de ESPAÑA de SUPERBIKE 2022

ANALYSIS / SECTORS Ent. Libre 1 Supersport NG

Lap	Time	Sector 1	Sector 2	Sector 3	Sector 4	V.Max	Hour
3	01:40,329	00:23,240	00:26,664	00:23,346	00:27,079	230,61	10:35:14
4	01:40,706	00:23,597	00:26,625	00:23,400	00:27,084	233,94	10:36:55
5	01:38,803	00:22,724	00:26,202	00:23,181	00:26,696	235,64	10:38:34
6	01:39,184	00:22,611	00:26,296	00:23,406	00:26,871	236,50	10:40:13
7	PIT	00:22,727	00:26,219	00:20,256	00:33,365	233,94	10:42:15
8	08:08,250	06:50,859	00:27,264	00:23,342	00:26,785		10:50:24
9	01:38,716	00:22,671	00:26,093	00:23,192	00:26,760	232,26	10:52:02
10	01:38,499	00:22,701	00:26,043	00:23,194	00:26,561	233,94	10:53:41
11	01:38,297	00:22,495	00:25,993	00:23,103	00:26,706	233,94	10:55:19
12	01:38,369	00:22,502	00:26,049	00:23,183	00:26,635	233,09	10:56:57
13	PIT	00:24,925	00:27,483	00:25,141	00:32,252	233,94	10:58:47
14	04:53,795	03:34,471	00:27,803	00:24,616	00:26,905		11:03:41
15	01:43,317	00:22,490	00:29,816	00:23,265	00:27,746	233,94	11:05:24
16	01:37,724	00:22,451	00:25,973	00:22,952	00:26,348	240,00	11:07:02
17	01:38,598	00:22,549	00:26,121	00:23,299	00:26,629	240,89	11:08:41
18	01:37,828	00:22,623	00:25,916	00:22,888	00:26,401	240,89	11:10:18

38 RODRIGUEZ, Juan		Cuna Campeones					
ESP		P.Vmax: 4 T. Ideal: 01:37,252					
Lap	Time	Sector 1	Sector 2	Sector 3	Sector 4	V.Max	Hour
1	START	01:02,000	00:27,980	00:23,575	00:27,240		10:32:05
2	01:39,971	00:23,105	00:26,604	00:23,376	00:26,886	233,94	10:33:45
3	01:38,534	00:22,501	00:26,265	00:23,041	00:26,727	235,64	10:35:23
4	01:38,461	00:22,419	00:26,051	00:23,187	00:26,804	235,64	10:37:02
5	PIT	00:23,660	00:26,553	00:23,537	00:33,340	235,64	10:38:49
6	10:24,452	09:06,854	00:27,074	00:23,424	00:27,100		10:49:13
7	01:38,359	00:22,411	00:26,186	00:23,073	00:26,689	233,09	10:50:52
8	01:38,138	00:22,538	00:26,104	00:22,953	00:26,543	233,94	10:52:30
9	01:38,307	00:22,246	00:26,581	00:22,962	00:26,518	234,78	10:54:08
10	PIT	00:22,355	00:26,612	00:23,413	00:32,972	234,78	10:55:53
11	09:12,788	07:55,930	00:27,190	00:22,990	00:26,678		11:05:06
12	01:37,616	00:22,405	00:25,947	00:22,810	00:26,454	233,09	11:06:44
13	01:38,423	00:22,890	00:25,934	00:22,832	00:26,767	237,36	11:08:22
14	01:37,279	00:22,259	00:25,769	00:22,824	00:26,427	237,36	11:09:59

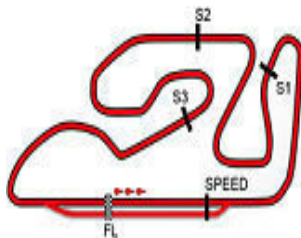
40 ESCALERA, Aaron		Yamaha Gv Stratos					
ESP		P.Vmax: 25 T. Ideal: 01:38,798					
Lap	Time	Sector 1	Sector 2	Sector 3	Sector 4	V.Max	Hour
1	START	01:09,140	00:29,190	00:24,408	00:27,899		10:32:15
2	01:42,741	00:24,299	00:27,132	00:23,775	00:27,535	227,37	10:33:57
3	01:43,782	00:23,713	00:27,925	00:24,111	00:28,033	233,94	10:35:41
4	01:40,959	00:23,462	00:26,766	00:23,386	00:27,345	232,26	10:37:22
5	01:41,384	00:24,468	00:26,594	00:23,213	00:27,109	226,57	10:39:03
6	PIT	00:23,100	00:26,601	00:23,325	00:34,146	226,57	10:40:51
7	05:41,129	04:22,522	00:27,709	00:23,684	00:27,214		10:46:32
8	01:39,666	00:23,117	00:26,627	00:22,974	00:26,948	226,57	10:48:11
9	01:39,203	00:22,864	00:26,323	00:23,099	00:26,917	225,00	10:49:51
10	01:39,012	00:22,822	00:26,303	00:23,030	00:26,857	227,37	10:51:30
11	01:39,723	00:23,037	00:26,441	00:23,184	00:27,061	226,57	10:53:09
12	PIT	00:23,351	00:27,426	00:24,137	00:33,404	226,57	10:54:58
13	05:09,972	03:52,387	00:27,158	00:23,401	00:27,026		11:00:08
14	01:39,266	00:23,007	00:26,488	00:22,962	00:26,809	225,78	11:01:47
15	01:55,252	00:23,593	00:26,604	00:37,792	00:27,263	225,78	11:03:42
16	01:39,832	00:23,622	00:26,373	00:22,928	00:26,909	227,37	11:05:22
17	01:38,829	00:22,839	00:26,251	00:22,929	00:26,810	230,61	11:07:01
18	01:40,410	00:23,086	00:26,498	00:23,578	00:27,248	228,98	11:08:41
19	PIT	00:22,900	00:26,239	00:23,005	00:35,271	228,98	11:10:29

43 JESPERSEN, Simon		SJ43					
DEN		P.Vmax: 4 T. Ideal: 01:37,563					
Lap	Time	Sector 1	Sector 2	Sector 3	Sector 4	V.Max	Hour
1	START	01:00,220	00:27,085	00:23,787	00:27,430		10:32:02
2	01:38,917	00:22,763	00:26,339	00:23,152	00:26,663	236,50	10:33:41
3	01:38,441	00:22,680	00:26,020	00:23,002	00:26,739	238,24	10:35:20
4	01:38,294	00:22,817	00:26,013	00:22,890	00:26,574	241,79	10:36:58
5	PIT	00:24,043	00:27,536	00:23,631	00:32,783	236,50	10:38:46
6	06:04,591	04:45,175	00:28,788	00:23,243	00:27,385		10:44:51
7	01:38,876	00:22,821	00:26,158	00:23,045	00:26,852	230,61	10:46:30
8	01:38,158	00:22,581	00:26,083	00:22,876	00:26,618	234,78	10:48:08
9	01:40,312	00:24,822	00:26,136	00:22,886	00:26,468	234,78	10:49:48
10	01:37,884	00:22,523	00:25,887	00:22,897	00:26,577	235,64	10:51:26
11	01:38,845	00:22,550	00:25,877	00:22,963	00:27,455	237,36	10:53:05
12	01:40,145	00:23,828	00:26,060	00:23,295	00:26,962	228,98	10:54:45
13	01:42,208	00:22,853	00:28,422	00:23,189	00:27,744	240,00	10:56:27
14	01:39,253	00:22,542	00:25,974	00:23,575	00:27,162	238,24	10:58:06
15	01:49,141	00:22,515	00:25,992	00:29,561	00:31,073	233,94	10:59:55
16	01:38,565	00:22,521	00:26,130	00:23,180	00:26,734	234,78	11:01:34
17	01:38,743	00:22,535	00:26,393	00:23,066	00:26,749	240,00	11:03:13
18	01:38,137	00:22,508	00:26,028	00:22,876	00:26,725	236,50	11:04:51
19	01:37,870	00:22,528	00:25,972	00:22,899	00:26,471	236,50	11:06:29
20	01:38,067	00:22,414	00:25,991	00:23,143	00:26,519	237,36	11:08:07
21	01:37,916	00:22,496	00:25,958	00:22,804	00:26,658	238,24	11:09:45
22	PIT	00:27,932	00:26,455	00:23,016	00:35,193	233,94	11:11:37

44 SAHIN, Baris		Offitec Racing Team					
SUI		P.Vmax: 14 T. Ideal: 01:39,823					
Lap	Time	Sector 1	Sector 2	Sector 3	Sector 4	V.Max	Hour
1	START	03:12,907	00:28,643	00:25,611	00:28,349		10:34:19
2	01:44,922	00:24,267	00:27,863	00:24,305	00:28,487	233,94	10:36:04
3	PIT	00:24,929	00:29,402	00:45,290	00:36,196	233,94	10:38:20
4	19:28,432	18:07,357	00:28,340	00:25,315	00:27,420		10:57:49
5	01:41,390	00:23,350	00:26,985	00:23,798	00:27,257	233,94	10:59:30
6	01:41,135	00:23,175	00:27,107	00:23,743	00:27,110	235,64	11:01:11
7	01:41,801	00:23,700	00:27,079	00:23,761	00:27,261	238,24	11:02:53
8	01:40,848	00:23,308	00:26,863	00:23,396	00:27,281	234,78	11:04:34
9	01:40,763	00:22,996	00:26,878	00:23,724	00:27,165	235,64	11:06:14
10	01:39,853	00:23,026	00:26,469	00:23,341	00:27,017	235,64	11:07:54
11	PIT	00:23,892	00:27,581	00:30,204	00:36,091	233,94	11:09:52

52 ERILL, Guillem		Deza - Box 77 Racing					
ESP		P.Vmax: 23 T. Ideal: 01:38,414					
Lap	Time	Sector 1	Sector 2	Sector 3	Sector 4	V.Max	Hour
1	START	06:40,690	00:28,609	00:24,455	00:27,373		10:37:45
2	01:41,200	00:23,195	00:26,894	00:23,782	00:27,329	231,43	10:39:26
3	01:39,974	00:23,009	00:26,532	00:23,494	00:26,939	231,43	10:41:06
4	01:39,104	00:22,684	00:26,274	00:23,221	00:26,925	231,43	10:42:45
5	01:39,125	00:22,646	00:26,379	00:23,267	00:26,833	233,09	10:44:24
6	PIT	00:22,857	00:26,556	00:23,455	00:32,517	233,09	10:46:10
7	07:17,732	06:00,133	00:27,093	00:23,478	00:27,028		10:53:28
8	01:39,562	00:22,741	00:26,542	00:23,458	00:26,821	235,64	10:55:07
9	01:40,499	00:23,285	00:26,667	00:23,328	00:27,219	234,78	10:56:48
10	01:38,729	00:22,596	00:26,247	00:23,123	00:26,763	233,94	10:58:26
11	01:38,659	00:22,591	00:26,154	00:23,142	00:26,772	233,94	11:00:05
12	PIT	00:22,701	00:26,291	00:23,250	00:31,992	233,94	11:01:49
13	03:53,117	02:35,508	00:27,217	00:23,525	00:26,867		11:05:42
14	01:38,773	00:22,585	00:26,275	00:23,070	00:26,843	232,26	11:07:21





Circuit Ricardo Tormo

Cto. de ESPAÑA de SUPERBIKE 2022

ANALYSIS / SECTORS Ent. Libre 1 Supersport NG

15	01:38,780	00:22,870	00:26,167	00:23,082	00:26,661	232,26	11:09:00	8	01:41,845	00:23,372	00:26,948	00:23,856	00:27,669	228,98	11:09:42
16	01:38,610	00:22,708	00:26,153	00:23,143	00:26,606	234,78	11:10:38	9	01:42,692	00:23,835	00:27,303	00:23,729	00:27,825	233,09	11:11:25

Lap	Time	New2 Project				V.Max	Hour
		Sector 1	Sector 2	Sector 3	Sector 4		
54	BULIK, Michal SVK		P.Vmax: 18 T. Ideal: 01:38,169				
1	START	00:44,390	00:28,110	00:23,530	00:26,857		10:31:47
2	01:40,292	00:23,620	00:26,528	00:23,169	00:26,975	232,26	10:33:27
3	01:42,326	00:25,388	00:26,826	00:23,164	00:26,948	233,09	10:35:09
4	01:38,922	00:22,702	00:26,197	00:23,002	00:27,021	233,09	10:36:48
5	01:38,693	00:22,557	00:26,049	00:22,992	00:27,095	232,26	10:38:27
6	01:38,759	00:22,807	00:26,130	00:23,006	00:26,816	232,26	10:40:06
7	01:38,894	00:22,834	00:26,369	00:22,829	00:26,862	230,61	10:41:45
8	01:39,236	00:22,888	00:26,323	00:22,967	00:27,058	229,79	10:43:24
9	PIT	00:23,154	00:26,688	00:23,556	00:34,957	232,26	10:45:12
10	06:22,774	05:06,314	00:26,566	00:23,026	00:26,868		10:51:35
11	01:41,445	00:22,799	00:28,094	00:23,606	00:26,946	231,43	10:53:16
12	01:39,586	00:22,572	00:26,638	00:23,214	00:27,162	233,94	10:54:56
13	01:41,801	00:24,950	00:26,555	00:23,252	00:27,044	235,64	10:56:38
14	01:38,665	00:22,789	00:26,101	00:22,998	00:26,777	232,26	10:58:17
15	01:41,019	00:22,878	00:26,667	00:23,841	00:27,633	236,50	10:59:58
16	01:38,793	00:22,691	00:26,201	00:23,080	00:26,821	232,26	11:01:36
17	01:39,013	00:22,618	00:26,073	00:23,203	00:27,119	233,09	11:03:15
18	01:39,131	00:22,969	00:26,088	00:23,105	00:26,969	233,94	11:04:54
19	01:38,430	00:22,686	00:26,127	00:22,883	00:26,734	234,78	11:06:33
20	01:38,594	00:22,688	00:26,084	00:22,963	00:26,859	234,78	11:08:11
21	01:39,192	00:22,795	00:26,136	00:22,941	00:27,320	234,78	11:09:51

Lap	Time	Yamaha Ms Racing				V.Max	Hour
		Sector 1	Sector 2	Sector 3	Sector 4		
72	RUIZ, Yeray ESP		P.Vmax: 6 T. Ideal: 01:36,445				
1	START	00:29,730	00:28,470	00:27,750	00:27,339		10:31:37
2	01:38,915	00:22,763	00:26,531	00:22,915	00:26,706	231,43	10:33:16
3	01:38,541	00:22,618	00:26,047	00:23,011	00:26,865	236,50	10:34:55
4	01:38,502	00:22,484	00:26,247	00:23,061	00:26,710	237,36	10:36:33
5	01:38,924	00:22,655	00:26,358	00:23,114	00:26,797	235,64	10:38:12
6	PIT	00:22,545	00:26,991	00:24,220	00:35,390	233,94	10:40:01
7	06:28,960	05:09,595	00:27,749	00:24,529	00:27,087		10:46:30
8	01:37,856	00:22,419	00:26,039	00:22,905	00:26,493	237,36	10:48:08
9	01:37,855	00:22,457	00:26,130	00:22,837	00:26,431	238,24	10:49:46
10	01:38,109	00:22,445	00:26,092	00:22,953	00:26,619	234,78	10:51:24
11	01:42,895	00:23,660	00:26,603	00:25,295	00:27,337	234,78	10:53:07
12	01:38,278	00:22,561	00:26,181	00:22,894	00:26,642	238,24	10:54:45
13	PIT	00:23,069	00:27,011	00:23,723	00:35,712	240,89	10:56:35
14	05:31,960	04:13,474	00:27,973	00:23,765	00:26,748		11:02:07
15	01:36,445	00:22,184	00:25,709	00:22,406	00:26,146	234,78	11:03:43
16	01:40,126	00:22,534	00:25,950	00:22,728	00:28,914	238,24	11:05:23
17	PIT	00:22,510	00:26,078	00:24,714	00:37,020	238,24	11:07:14

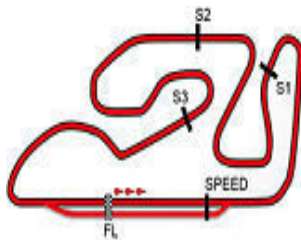
Lap	Time	U. Arco Motorsport				V.Max	Hour
		Sector 1	Sector 2	Sector 3	Sector 4		
76	GIRAL, Julian ESP		P.Vmax: 2 T. Ideal: 01:38,288				
1	START	00:30,045	00:28,235	00:25,750	00:27,047		10:31:35
2	01:39,439	00:22,751	00:26,656	00:23,361	00:26,671	238,24	10:33:14
3	01:39,088	00:22,669	00:26,535	00:23,140	00:26,744	240,89	10:34:53
4	01:38,749	00:22,517	00:26,432	00:23,138	00:26,662	240,89	10:36:32
5	01:40,113	00:23,820	00:26,408	00:23,136	00:26,749	238,24	10:38:12
6	01:38,640	00:22,627	00:26,299	00:23,144	00:26,570	241,79	10:39:51
7	PIT	00:23,074	00:27,354	00:23,669	00:36,579	241,79	10:41:42
8	08:03,304	06:46,144	00:26,732	00:23,488	00:26,940		10:49:45
9	01:39,485	00:22,593	00:26,549	00:23,483	00:26,860	237,36	10:51:24
10	01:40,132	00:22,724	00:26,600	00:23,409	00:27,399	241,79	10:53:05
11	01:40,126	00:22,859	00:26,605	00:23,736	00:26,926	238,24	10:54:45
12	PIT	00:22,707	00:26,908	00:23,868	00:36,347	242,70	10:56:35
13	06:38,517	05:19,671	00:27,213	00:24,257	00:27,376		11:03:13
14	01:38,985	00:22,538	00:26,644	00:23,202	00:26,601	242,70	11:04:52
15	01:38,478	00:22,441	00:26,459	00:23,070	00:26,508	241,79	11:06:31
16	01:38,819	00:22,411	00:26,459	00:23,296	00:26,653	240,89	11:08:09
17	01:40,160	00:22,579	00:26,563	00:24,264	00:26,754	240,89	11:09:49

Lap	Time	Tech Solutions				V.Max	Hour
		Sector 1	Sector 2	Sector 3	Sector 4		
56	HENRY, Marius FRA		P.Vmax: 30 T. Ideal: 01:43,096				
1	START	01:01,820	00:29,940	00:25,235	00:28,673		10:32:10
2	01:45,764	00:24,188	00:28,474	00:24,786	00:28,316	231,43	10:33:55
3	01:45,525	00:24,149	00:28,477	00:24,604	00:28,295	231,43	10:35:41
4	01:48,685	00:26,496	00:28,395	00:24,935	00:28,859	228,98	10:37:30
5	01:44,131	00:23,713	00:27,535	00:24,680	00:28,203	228,98	10:39:14
6	01:43,688	00:23,535	00:27,560	00:24,495	00:28,098	228,98	10:40:57
7	01:43,096	00:23,529	00:27,283	00:24,318	00:27,966	228,98	10:42:40
8	PIT	00:25,739	00:29,561	00:26,186	00:40,371	228,98	10:44:42
9	11:00,840	09:38,078	00:29,291	00:25,009	00:28,462		10:55:43
10	01:44,214	00:23,777	00:27,575	00:24,541	00:28,321	230,61	10:57:27
11	01:47,953	00:26,442	00:28,401	00:24,752	00:28,358	228,98	10:59:15
12	01:44,396	00:23,934	00:27,455	00:24,604	00:28,403	230,61	11:01:00
13	01:43,660	00:23,665	00:27,562	00:24,337	00:28,096	228,17	11:02:43
14	01:55,361	00:26,857	00:29,838	00:29,709	00:28,957	229,79	11:04:39
15	01:43,725	00:23,695	00:27,645	00:24,353	00:28,032	229,79	11:06:22
16	01:44,336	00:23,957	00:27,543	00:24,556	00:28,280	231,43	11:08:07
17	01:43,913	00:23,710	00:27,602	00:24,592	00:28,009	229,79	11:09:51

Lap	Time	Andifer				V.Max	Hour
		Sector 1	Sector 2	Sector 3	Sector 4		
77	LEAL, Jesus ESP		P.Vmax: 34 T. Ideal: 01:44,477				
1	START	14:32,082	00:31,419	00:26,565	00:30,401		10:45:44
2	01:47,897	00:25,007	00:29,038	00:25,154	00:28,698	213,86	10:47:32
3	01:46,523	00:24,509	00:28,537	00:24,854	00:28,623	217,45	10:49:19
4	01:46,272	00:24,294	00:28,539	00:24,830	00:28,609	217,45	10:51:05
5	01:46,136	00:24,344	00:28,292	00:24,772	00:28,728	216,72	10:52:51
6	01:49,384	00:24,732	00:28,410	00:26,008	00:30,234	216,72	10:54:41
7	01:46,194	00:24,374	00:28,124	00:24,812	00:28,884	216,00	10:56:27
8	01:46,163	00:24,438	00:28,179	00:24,695	00:28,851	216,72	10:58:13
9	01:45,065	00:24,213	00:27,943	00:24,666	00:28,243	218,92	10:59:58
10	01:45,608	00:24,341	00:27,867	00:24,904	00:28,496	218,18	11:01:44
11	01:45,244	00:24,139	00:27,780	00:24,806	00:28,519	218,18	11:03:29

Lap	Time	Sp57 Racing Team				V.Max	Hour
		Sector 1	Sector 2	Sector 3	Sector 4		
63	BRODERSEN, Alex C. DEN		P.Vmax: 27 T. Ideal: 01:41,350				
1	START	00:47,190	00:28,520	00:24,760	00:28,357		10:31:53
2	26:14,795	24:53,773	00:28,555	00:24,416	00:28,051	226,57	10:58:07
3	01:43,080	00:24,046	00:27,343	00:23,981	00:27,710	228,17	10:59:51
4	01:41,982	00:23,326	00:27,159	00:23,938	00:27,559	228,17	11:01:33
5	PIT	00:23,541	00:27,176	00:23,986	00:34,418	228,17	11:03:22
6	02:55,769	01:36,551	00:27,465	00:24,050	00:27,703		11:06:17
7	01:42,521	00:23,867	00:27,405	00:23,902	00:27,347	229,79	11:08:00





Circuit Ricardo Tormo

23-24 ABRIL 2022

Circuit Ricardo Tormo

Cto. de ESPAÑA de SUPERBIKE 2022

ANALYSIS / SECTORS Ent. Libre 1 Supersport NG

12	01:45,176	00:24,148	00:27,976	00:24,808	00:28,244	218,18	11:05:14
13	01:44,826	00:24,403	00:27,760	00:24,529	00:28,134	218,92	11:06:59
14	01:46,579	00:24,054	00:27,951	00:25,269	00:29,305	220,41	11:08:45
15	PIT	00:24,194	00:28,496	00:40,225	00:40,841	216,72	11:10:59

10	01:38,984	00:22,901	00:26,389	00:23,051	00:26,643	231,43	10:57:12
11	01:39,349	00:22,825	00:26,530	00:23,291	00:26,703	233,94	10:58:51
12	01:42,766	00:24,356	00:27,805	00:23,605	00:27,000	230,61	11:00:34
13	01:39,058	00:22,807	00:26,182	00:23,380	00:26,689	233,09	11:02:13
14	01:38,635	00:22,673	00:26,201	00:23,120	00:26,641	231,43	11:03:52
15	01:38,936	00:22,778	00:26,316	00:23,220	00:26,622	233,94	11:05:31
16	PIT	00:23,751	00:28,537	00:24,976	00:36,336	233,09	11:07:24

81	VIU, Aleix ESP	Andotrans T. Torrent				
		P.Vmax: 16		T. Ideal: 01:36,366		
Lap Time	Sector 1	Sector 2	Sector 3	Sector 4	V.Max	Hour
1 START	02:02,280	00:27,564	00:23,685	00:26,936		10:33:04
2 01:39,144	00:22,789	00:26,715	00:23,028	00:26,612	232,26	10:34:43
3 01:39,329	00:22,672	00:26,983	00:23,030	00:26,644	234,78	10:36:23
4 01:38,094	00:22,408	00:25,988	00:22,901	00:26,797	232,26	10:38:01
5 01:37,667	00:22,435	00:25,920	00:22,824	00:26,488	232,26	10:39:39
6 01:37,401	00:22,338	00:25,894	00:22,774	00:26,395	232,26	10:41:16
7 PIT	00:24,010	00:27,852	00:24,569	00:34,885	232,26	10:43:07
8 06:35,265	05:19,771	00:26,409	00:22,745	00:26,340		10:49:43
9 01:36,392	00:22,171	00:25,628	00:22,497	00:26,096	233,94	10:51:19
10 01:36,678	00:22,167	00:25,705	00:22,630	00:26,176	234,78	10:52:56
11 01:36,969	00:22,145	00:25,789	00:22,763	00:26,272	235,64	10:54:33
12 01:36,928	00:22,172	00:25,777	00:22,742	00:26,237	235,64	10:56:10
13 PIT	00:25,450	00:28,221	00:24,803	00:36,474	232,26	10:58:04
14 08:38,335	07:21,249	00:26,992	00:23,074	00:27,020		11:06:43
15 01:38,646	00:22,896	00:26,063	00:23,010	00:26,677	237,36	11:08:21
16 01:37,609	00:22,334	00:25,917	00:22,948	00:26,410	236,50	11:09:59

88	DUBLIN, Ian Robert MAS	Easyrace Team				
		P.Vmax: 29		T. Ideal: 01:41,644		
Lap Time	Sector 1	Sector 2	Sector 3	Sector 4	V.Max	Hour
1 START	01:02,560	00:29,600	00:25,869	00:29,168		10:32:11
2 01:45,201	00:23,940	00:27,757	00:25,060	00:28,444	228,98	10:33:56
3 01:45,003	00:23,815	00:27,982	00:24,721	00:28,485	231,43	10:35:41
4 01:44,435	00:23,860	00:27,492	00:24,599	00:28,484	230,61	10:37:26
5 01:45,000	00:24,792	00:27,478	00:24,222	00:28,508	227,37	10:39:11
6 01:44,240	00:23,639	00:27,588	00:24,700	00:28,313	227,37	10:40:55
7 01:43,968	00:23,928	00:27,405	00:24,305	00:28,330	227,37	10:42:39
8 01:44,573	00:23,604	00:28,334	00:24,304	00:28,331	228,17	10:44:23
9 PIT	00:23,544	00:27,427	00:24,066	00:38,114	225,78	10:46:17
10 09:36,480	08:13,440	00:28,499	00:25,322	00:29,219		10:55:53
11 01:43,917	00:24,248	00:27,385	00:24,080	00:28,204	227,37	10:57:37
12 01:43,232	00:23,744	00:27,347	00:24,026	00:28,115	228,17	10:59:20
13 01:41,923	00:23,357	00:27,006	00:23,845	00:27,715	228,17	11:01:02
14 01:41,828	00:23,255	00:26,884	00:24,029	00:27,660	232,26	11:02:44
15 PIT	00:25,029	00:30,768	00:26,249	00:40,880	230,61	11:04:47
16 05:45,570	04:21,611	00:30,057	00:24,756	00:29,146		11:10:33

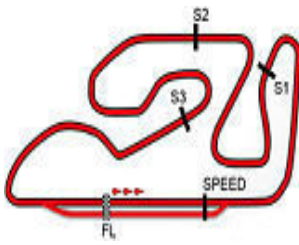
83	KAWAKAMI, M. Yuji BRA	Yamaha Ms Racing				
		P.Vmax: 10		T. Ideal: 01:36,314		
Lap Time	Sector 1	Sector 2	Sector 3	Sector 4	V.Max	Hour
1 START	00:29,010	00:30,170	00:24,530	00:26,780		10:31:34
2 01:38,989	00:22,713	00:26,430	00:23,110	00:26,736	233,09	10:33:13
3 01:38,531	00:22,454	00:26,325	00:23,128	00:26,624	235,64	10:34:52
4 01:37,962	00:22,402	00:26,241	00:22,852	00:26,467	236,50	10:36:30
5 01:40,541	00:23,573	00:26,928	00:23,352	00:26,688	234,78	10:38:10
6 01:38,411	00:22,350	00:26,259	00:23,017	00:26,785	235,64	10:39:49
7 PIT	00:22,966	00:26,876	00:23,501	00:31,937	233,09	10:41:34
8 04:59,011	03:41,370	00:27,469	00:23,342	00:26,830		10:46:33
9 01:38,432	00:22,465	00:26,434	00:23,024	00:26,509	236,50	10:48:12
10 01:38,146	00:22,341	00:26,319	00:22,962	00:26,524	240,00	10:49:50
11 01:37,900	00:22,350	00:26,156	00:22,904	00:26,490	236,50	10:51:28
12 01:38,019	00:22,297	00:26,183	00:23,020	00:26,519	238,24	10:53:06
13 01:38,783	00:22,412	00:26,251	00:23,381	00:26,739	239,11	10:54:44
14 PIT	00:24,310	00:26,887	00:23,531	00:32,126	237,36	10:56:31
15 05:36,916	04:19,195	00:27,461	00:23,648	00:26,612		11:02:08
16 01:36,688	00:22,164	00:25,907	00:22,467	00:26,150	235,64	11:03:45
17 01:36,690	00:21,980	00:25,717	00:22,717	00:26,276	238,24	11:05:22
18 PIT	00:22,383	00:26,034	00:28,692	00:36,195	239,11	11:07:15

92	ROIG, Nil ESP	Gmfuel Vrc Team				
		P.Vmax: 2		T. Ideal: 01:38,216		
Lap Time	Sector 1	Sector 2	Sector 3	Sector 4	V.Max	Hour
1 START	00:53,860	00:28,330	00:23,570	00:27,511		10:31:57
2 01:40,491	00:22,936	00:27,081	00:23,538	00:26,936	238,24	10:33:38
3 01:39,766	00:22,819	00:26,671	00:23,438	00:26,838	239,11	10:35:17
4 01:38,746	00:22,664	00:26,287	00:23,102	00:26,693	240,89	10:36:56
5 01:42,613	00:22,550	00:26,393	00:26,642	00:27,028	238,24	10:38:39
6 01:38,694	00:22,540	00:26,386	00:23,151	00:26,617	238,24	10:40:17
7 01:40,228	00:23,681	00:26,277	00:23,303	00:26,967	237,36	10:41:58
8 01:38,696	00:22,492	00:26,280	00:23,157	00:26,767	236,50	10:43:36
9 01:42,804	00:22,408	00:26,216	00:26,143	00:28,037	235,64	10:45:19
10 PIT	00:27,171	00:27,759	00:23,711	00:33,785	236,50	10:47:12
11 09:15,662	07:53,726	00:27,111	00:27,455	00:27,370		10:56:27
12 01:39,480	00:22,616	00:26,132	00:23,491	00:27,241	240,89	10:58:07
13 01:45,192	00:22,393	00:26,349	00:23,454	00:32,996	238,24	10:59:52
14 01:40,690	00:22,694	00:26,811	00:23,636	00:27,549	230,61	11:01:33
15 01:40,500	00:22,496	00:26,451	00:24,329	00:27,224	240,00	11:03:13
16 01:46,322	00:26,756	00:29,564	00:23,074	00:26,928	242,70	11:04:59
17 01:41,619	00:22,444	00:26,901	00:25,168	00:27,106	240,00	11:06:41
18 PIT	00:22,828	00:26,244	00:25,639	00:37,971	241,79	11:08:34

86	MAYOR, Mario ESP	Andotrans T. Torrent				
		P.Vmax: 25		T. Ideal: 01:38,528		
Lap Time	Sector 1	Sector 2	Sector 3	Sector 4	V.Max	Hour
1 START	01:51,682	00:29,902	00:25,350	00:28,346		10:32:59
2 01:43,365	00:23,867	00:28,080	00:23,895	00:27,523	228,17	10:34:43
3 01:41,148	00:23,533	00:27,223	00:23,482	00:26,910	230,61	10:36:24
4 01:40,710	00:23,010	00:26,829	00:23,723	00:27,148	231,43	10:38:04
5 01:40,747	00:22,956	00:26,873	00:23,597	00:27,321	230,61	10:39:45
6 01:40,685	00:23,239	00:26,755	00:23,632	00:27,059	228,98	10:41:26
7 01:40,698	00:23,040	00:26,900	00:23,554	00:27,204	228,98	10:43:07
8 PIT	00:23,837	00:27,664	00:24,884	00:37,432	229,79	10:45:00
9 10:32,533	09:13,503	00:27,810	00:24,000	00:27,220		10:55:33

96	FIORE, Silvio SUI	Offitec Racing Team				
		P.Vmax: 30		T. Ideal: 01:41,591		
Lap Time	Sector 1	Sector 2	Sector 3	Sector 4	V.Max	Hour
1 START	03:10,239	00:31,224	00:26,425	00:28,865		10:34:21
2 01:45,242	00:24,150	00:28,152	00:24,624	00:28,316	228,98	10:36:06
3 PIT	00:51,842	00:42,838	00:40,344	00:47,812	228,98	10:39:09
4 16:29,282	15:06,059	00:30,285	00:24,843	00:28,095		10:55:38
5 01:43,390	00:23,859	00:27,657	00:23,866	00:28,008	228,98	10:57:21
6 01:48,803	00:27,610	00:29,059	00:24,245	00:27,889	229,79	10:59:10





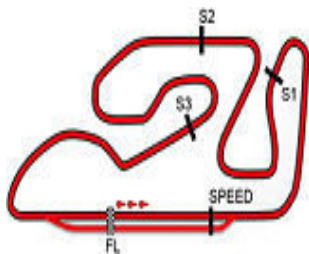
Circuit Ricardo Tormo

Cto. de ESPAÑA de SUPERBIKE 2022

ANALYSIS / SECTORS Ent. Libre 1 Supersport NG

7	01:42,539	00:23,582	00:27,261	00:23,931	00:27,765	228,17	11:00:53
8	01:42,152	00:23,281	00:27,241	00:23,874	00:27,756	227,37	11:02:35
9	01:42,149	00:23,437	00:27,190	00:23,899	00:27,623	228,98	11:04:17
10	01:47,767	00:23,709	00:31,787	00:24,294	00:27,977	231,43	11:06:05
11	01:42,369	00:23,459	00:27,347	00:23,921	00:27,642	230,61	11:07:47
12	01:42,344	00:23,601	00:27,187	00:23,931	00:27,625	229,79	11:09:29
13	01:41,615	00:23,236	00:27,211	00:23,664	00:27,504	228,98	11:11:11





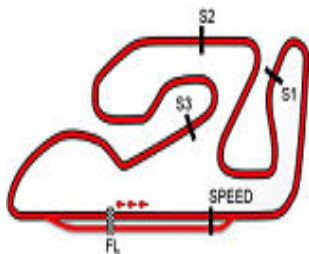
Circuit Ricardo Tormo

Cto. de ESPAÑA de SUPERBIKE 2022

Velocidades máximas Ent. Libre 1 Supersport NG

Nombre	Equipo/Club	Vehículo	Mejores 5 velocidades máximas					Media	Max.	
24	GREGORIO, Matthieu	Tech Solutions	YAMAHA	243,6	240,0	239,1	238,2	238,2	239,8	243,6
92	ROIG, Nil	Gmfuel Vrc Team	YAMAHA	242,7	241,8	240,9	240,9	240,0	241,3	242,7
76	GIRAL, Julian	U. Arco Motorsport		242,7	242,7	241,8	241,8	241,8	242,2	242,7
43	JESPERSEN, Simon	SJ43	YAMAHA	241,8	240,0	240,0	238,2	238,2	239,7	241,8
19	DIAZ, Joan	I+Dent Racing Team	YAMAHA	240,9	240,0	240,0	240,0	239,1	240,0	240,9
72	RUIZ, Yeray	Yamaha Ms Racing	YAMAHA	240,9	238,2	238,2	238,2	238,2	238,8	240,9
37	GONZALEZ, Mauro	Sp57 Racing Team	YAMAHA	240,9	240,9	240,0	237,4	236,5	239,1	240,9
33	VALLE, Daniel	Kawasaki Palmeto Pl	KAWASAKI	240,9	239,1	238,2	238,2	238,2	238,9	240,9
83	KAWAKAMI, M. Yuji	Yamaha Ms Racing	YAMAHA	240,0	239,1	239,1	238,2	238,2	238,9	240,0
20	GARCIA, José J.	Mvagusta Forward J.		239,1	239,1	236,5	236,5	236,5	237,5	239,1
4	TORRECILLAS, Carlos	Trt Team	YAMAHA	239,1	237,4	236,5	234,8	234,8	236,5	239,1
21	PATOVA, Kimi	Yamaha Gv Stratos	YAMAHA	239,1	237,4	236,5	235,6	235,6	236,8	239,1
44	SAHIN, Baris	Offitec Racing Team	YAMAHA	238,2	235,6	235,6	235,6	234,8	236,0	238,2
36	KROEZE, Sander	Easyrace Team	YAMAHA	238,2	238,2	236,5	236,5	236,5	237,2	238,2
38	RODRIGUEZ, Juan	Cuna Campeones	YAMAHA	237,4	237,4	235,6	235,6	235,6	236,3	237,4
81	VIU, Aleix	Andotrans T. Torrent	YAMAHA	237,4	236,5	235,6	235,6	234,8	236,0	237,4
10	DA SILVA, Pedro M.	Stand Os Putos R. T.	YAMAHA	237,4	237,4	237,4	235,6	235,6	236,7	237,4
22	ROBERTS, Brett	I+Dent Racing Team	YAMAHA	236,5	235,6	234,8	234,8	234,8	235,3	236,5
7	FERNANDEZ, Eric	Team Speed Racing	KAWASAKI	236,5	235,6	235,6	234,8	233,1	235,1	236,5
5	LAW, Mason	New2 Project	YAMAHA	236,5	235,6	235,6	234,8	234,8	235,5	236,5
2	VUGRINEC, Martin	Mdr Ferquest - Unior	YAMAHA	236,5	236,5	234,8	232,3	232,3	234,5	236,5
54	BULIK, Michal	New2 Project	YAMAHA	236,5	235,6	234,8	234,8	234,8	235,3	236,5
52	ERILL, Guillem	Deza - Box 77 Racing	KAWASAKI	235,6	234,8	234,8	233,9	233,9	234,6	235,6
3	REHACEK, Filip	Skx Cardoso Racing	YAMAHA	234,8	234,8	234,8	233,9	233,1	234,3	234,8
86	MAYOR, Mario	Andotrans T. Torrent	YAMAHA	233,9	233,9	233,1	233,1	231,4	233,1	233,9
40	ESCALERA, Aaron	Yamaha Gv Stratos	YAMAHA	233,9	232,3	230,6	229,0	229,0	230,9	233,9
11	SCHULTZ, Jared Karl	T. Monex Asap World	YAMAHA	233,1	233,1	232,3	231,4	231,4	232,3	233,1
63	BRODERSEN, Alex C.	Sp57 Racing Team	YAMAHA	233,1	229,8	229,0	228,2	228,2	229,6	233,1
88	DUBLIN, Ian Robert	Easyrace Team	YAMAHA	232,3	231,4	230,6	230,6	229,0	230,8	232,3
96	FIORE, Silvio	Offitec Racing Team	YAMAHA	231,4	230,6	229,8	229,8	229,0	230,1	231,4
56	HENRY, Marius	Tech Solutions	YAMAHA	231,4	231,4	231,4	230,6	230,6	231,1	231,4
29	FELIPE, Enrique	Yamaha Gv Stratos	YAMAHA	231,4	230,6	229,8	229,8	229,8	230,3	231,4
13	LOPEZ, Sergio	Deza-Box Racing Team	KAWASAKI	228,2	227,4	226,6	226,6	225,8	226,9	228,2
77	LEAL, Jesus	Andifer	YAMAHA	220,4	218,9	218,9	218,2	218,2	218,9	220,4





Circuit Ricardo Tormo

Cto. de ESPAÑA de SUPERBIKE 2022

Mejores vueltas Ent. Libre 1 Supersport NG

Nombre	Equipo/Club	Vehículo	Mejores vueltas						Media
81 VIU, Aleix	Andotrans T. Torrent	YAMAHA	01:36,392	01:36,678	01:36,928	01:36,969	01:37,401	01:36,873	
72 RUIZ, Yeray	Yamaha Ms Racing	YAMAHA	01:36,445	01:37,855	01:37,856	01:38,109	01:38,278	01:37,708	
83 KAWAKAMI, M. Yuji	Yamaha Ms Racing	YAMAHA	01:36,688	01:36,690	01:37,900	01:37,962	01:38,019	01:37,451	
38 RODRIGUEZ, Juan	Cuna Campeones	YAMAHA	01:37,279	01:37,616	01:38,138	01:38,307	01:38,359	01:37,939	
2 VUGRINEC, Martin	Mdr Ferquest - Unior	YAMAHA	01:37,544	01:37,598	01:37,727	01:37,783	01:37,909	01:37,712	
24 GREGORIO, Matthieu	Tech Solutions	YAMAHA	01:37,570	01:37,677	01:37,715	01:37,752	01:37,826	01:37,708	
37 GONZALEZ, Mauro	Sp57 Racing Team	YAMAHA	01:37,724	01:37,828	01:38,297	01:38,369	01:38,499	01:38,143	
20 GARCIA, José J.	Mvagusta Forward J.		01:37,807	01:37,943	01:38,149	01:38,240	01:38,360	01:38,099	
43 JESPERSEN, Simon	SJ43	YAMAHA	01:37,870	01:37,884	01:37,916	01:38,067	01:38,137	01:37,974	
33 VALLE, Daniel	Kawasaki Palmeto Pl	KAWASAKI	01:38,124	01:38,155	01:38,182	01:38,238	01:38,289	01:38,197	
19 DIAZ, Joan	I+Dent Racing Team	YAMAHA	01:38,127	01:38,469	01:38,488	01:38,522	01:38,545	01:38,430	
36 KROEZE, Sander	Easyrace Team	YAMAHA	01:38,319	01:38,379	01:38,435	01:38,436	01:38,506	01:38,415	
54 BULIK, Michal	New2 Project	YAMAHA	01:38,430	01:38,594	01:38,665	01:38,693	01:38,759	01:38,628	
11 SCHULTZ, Jared Karl	T. Monex Asap World	YAMAHA	01:38,478	01:38,502	01:38,673	01:38,910	01:39,010	01:38,714	
76 GIRAL, Julian	U. Arco Motorsport		01:38,478	01:38,640	01:38,749	01:38,819	01:38,985	01:38,734	
5 LAW, Mason	New2 Project	YAMAHA	01:38,519	01:38,723	01:38,791	01:38,950	01:39,176	01:38,831	
52 ERILL, Guillem	Deza - Box 77 Racing	KAWASAKI	01:38,610	01:38,659	01:38,729	01:38,773	01:38,780	01:38,710	
86 MAYOR, Mario	Andotrans T. Torrent	YAMAHA	01:38,635	01:38,936	01:38,984	01:39,058	01:39,349	01:38,992	
92 ROIG, Nil	Gmfuel Vrc Team	YAMAHA	01:38,694	01:38,696	01:38,746	01:39,480	01:39,766	01:39,076	
40 ESCALERA, Aaron	Yamaha Gv Stratos	YAMAHA	01:38,829	01:39,012	01:39,203	01:39,266	01:39,666	01:39,195	
22 ROBERTS, Brett	I+Dent Racing Team	YAMAHA	01:39,413	01:39,830	01:39,872	01:40,029	01:40,098	01:39,848	
7 FERNANDEZ, Eric	Team Speed Racing	KAWASAKI	01:39,441	01:39,444	01:39,485	01:39,717	01:40,274	01:39,672	
4 TORRECILLAS, Carlos	Trt Team	YAMAHA	01:39,543	01:39,587	01:39,708	01:39,823	01:39,840	01:39,700	
21 PATOVA, Kimi	Yamaha Gv Stratos	YAMAHA	01:39,547	01:39,603	01:39,638	01:39,776	01:39,826	01:39,678	
44 SAHIN, Baris	Offitec Racing Team	YAMAHA	01:39,853	01:40,763	01:40,848	01:41,135	01:41,390	01:40,797	
10 DA SILVA, Pedro M.	Stand Os Putos R. T.	YAMAHA	01:40,560	01:41,178	01:41,278	01:41,301	01:41,477	01:41,158	
96 FIORE, Silvio	Offitec Racing Team	YAMAHA	01:41,615	01:42,149	01:42,152	01:42,344	01:42,369	01:42,125	
88 DUBLIN, Ian Robert	Easyrace Team	YAMAHA	01:41,828	01:41,923	01:43,232	01:43,917	01:43,968	01:42,973	
63 BRODERSEN, Alex C.	Sp57 Racing Team	YAMAHA	01:41,845	01:41,982	01:42,521	01:42,692	01:43,080	01:42,424	
56 HENRY, Marius	Tech Solutions	YAMAHA	01:43,096	01:43,660	01:43,688	01:43,725	01:43,913	01:43,616	
3 REHACEK, Filip	Skx Cardoso Racing	YAMAHA	01:44,453	01:45,349	01:45,803	01:45,939	01:46,671	01:45,643	
13 LOPEZ, Sergio	Deza-Box Racing Team	KAWASAKI	01:44,641	01:44,773	01:44,915	01:45,487	01:45,572	01:45,077	
77 LEAL, Jesus	Andifer	YAMAHA	01:44,826	01:45,065	01:45,176	01:45,244	01:45,608	01:45,183	
29 FELIPE, Enrique	Yamaha Gv Stratos	YAMAHA	01:45,017	01:45,271	01:46,466	01:46,490	01:47,117	01:46,072	

