

23 Y 24 ABRIL
CIRCUIT RICARDO TORMO

Cto. de ESPAÑA de SUPERBIKE 2022

23-24 ABRIL 2022

Circuit Ricardo Tormo

Length: 4005 metros

Results

Ent. Cronometrado 1

Supersport NG

Pos.	N.	Rider	Team	Motorcycle	Nat.	Best Lap	iL	Laps	Gap	Interval	Speed	Tyr.	Cat.
1	72	RUIZ, Yeray	Yamaha Ms Racing	YAMAHA	ESP	01:36,335	8	13			149,67	PI	SSN
2	81	VIU, Aleix	Andotrans T. Torrent	YAMAHA	ESP	01:36,907	8	13	00:00,572	00:00,572	148,78	MI	SSN
3	83	KAWAKAMI, M. Yuji	Yamaha Ms Racing	YAMAHA	BRA	01:37,027	8	13	00:00,692	00:00,120	148,6	PI	SSN
4	43	JESPERSEN, Simon	SJ43	YAMAHA	DEN	01:37,102	11	16	00:00,767	00:00,075	148,48		SSK
5	2	VUGRINEC, Martin	Mdr Ferquest - Unior	YAMAHA	CRO	01:37,295	10	15	00:00,960	00:00,193	148,19	MI	SSN
6	20	GARCIA, José J.	Mvagusta Forward J.		ESP	01:37,448	9	16	00:01,113	00:00,153	147,96	DU	SSN
7	24	GREGORIO, Matthieu	Tech Solutions	YAMAHA	FRA	01:37,560	14	15	00:01,225	00:00,112	147,79	PI	SSK
8	76	GIRAL, Julian	U. Arco Motorsport		ESP	01:37,754	5	14	00:01,419	00:00,194	147,49	PI	SSN
9	54	BULIK, Michal	New2 Project	YAMAHA	SVK	01:37,907	15	16	00:01,572	00:00,153	147,26	PI	SSK
10	38	RODRIGUEZ, Juan	Cuna Campeones	YAMAHA	ESP	01:37,960	10	14	00:01,625	00:00,053	147,18	DU	SSN
11	19	DIAZ, Joan	I+Dent Racing Team	YAMAHA	ESP	01:38,074	11	15	00:01,739	00:00,114	147,01	PI	SSN
12	92	ROIG, Nil	Gmfuel Vrc Team	YAMAHA	ESP	01:38,132	11	14	00:01,797	00:00,058	146,92	PI	SSN
13	7	FERNANDEZ, Eric	Team Speed Racing	KAWASAKI	ESP	01:38,261	13	15	00:01,926	00:00,129	146,73	MI	SSK
14	36	KROEZE, Sander	Easyrace Team	YAMAHA	NLD	01:38,354	8	13	00:02,019	00:00,093	146,59	DU	SSN
15	4	TORRECILLAS, Carlos	Trt Team	YAMAHA	ESP	01:38,371	10	14	00:02,036	00:00,017	146,57	MI	SSK
16	33	VALLE, Daniel	Kawasaki Palmeto PI	KAWASAKI	ESP	01:38,475	15	16	00:02,140	00:00,104	146,41	MI	SSN
17	11	SCHULTZ, Jared Karl	T. Monex Asap World	YAMAHA	RSA	01:38,487	10	14	00:02,152	00:00,012	146,39	PI	SSK
18	37	GONZALEZ, Mauro	Sp57 Racing Team	YAMAHA	ESP	01:38,538	15	16	00:02,203	00:00,051	146,32	MI	SSN
19	5	LAW, Mason	New2 Project	YAMAHA	GBR	01:38,613	12	15	00:02,278	00:00,075	146,21	PI	SSK
20	52	ERILL, Guillem	Deza - Box 77 Racing	KAWASAKI	ESP	01:38,624	8	8	00:02,289	00:00,011	146,19	DU	SSN
21	22	ROBERTS, Brett	I+Dent Racing Team	YAMAHA	RSA	01:39,074	7	16	00:02,739	00:00,450	145,53	PI	SSK
22	86	MAYOR, Mario	Andotrans T. Torrent	YAMAHA	ESP	01:39,191	14	15	00:02,856	00:00,117	145,36	MI	SSN
23	40	ESCALERA, Aaron	Yamaha Gv Stratos	YAMAHA	ESP	01:39,267	13	14	00:02,932	00:00,076	145,24	MI	SSK
24	21	PATOVA, Kimi	Yamaha Gv Stratos	YAMAHA	FIN	01:40,210	13	14	00:03,875	00:00,943	143,88	MI	SSK
25	10	DA SILVA, Pedro M.	Stand Os Putos R. T.	YAMAHA	POR	01:40,333	12	14	00:03,998	00:00,123	143,7	DU	SSK
26	44	SAHIN, Baris	Offitec Racing Team	YAMAHA	SUI	01:40,697	10	12	00:04,362	00:00,364	143,18	PI	SSN
27	63	BRODERSEN, Alex C.	Sp57 Racing Team	YAMAHA	DEN	01:41,385	14	16	00:05,050	00:00,688	142,21	MI	SSK
28	3	REHACEK, Filip	Skx Cardoso Racing	YAMAHA	CZE	01:41,894	12	14	00:05,559	00:00,509	141,5	MI	SSN
29	96	FIORE, Silvio	Offitec Racing Team	YAMAHA	SUI	01:42,679	10	12	00:06,344	00:00,785	140,42	PI	SSK
30	56	HENRY, Marius	Tech Solutions	YAMAHA	FRA	01:42,728	13	15	00:06,393	00:00,049	140,35	PI	SSK
31	88	DUBLIN, Ian Robert	Easyrace Team	YAMAHA	MAS	01:44,671	2	4	00:08,336	00:01,943	137,75	DU	SSK
32	13	LOPEZ, Sergio	Deza-Box Racing Team	KAWASAKI	ESP	01:44,889	7	13	00:08,554	00:00,218	137,46	DU	SSK
33	29	FELIPE, Enrique	Yamaha Gv Stratos	YAMAHA	ESP	01:45,130	7	11	00:08,795	00:00,241	137,14	MI	SSK
34	77	LEAL, Jesus	Andifer	YAMAHA	ESP	01:45,134	15	15	00:08,799	00:00,004	137,14	MT	SSK

Time to clas. 01:47,895

Circuit Ricardo Tormo

Final Official

Provisional Official

Length: 4005 m. Hour: 10:09

JURY:

Hour:

C.of the Course:

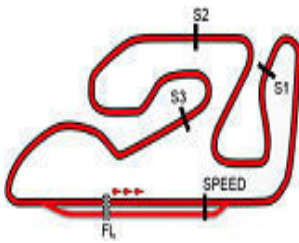
Hour:

23/04/2022

C.Timekeeper:

Hour:





Circuit Ricardo Tormo

Cto. de ESPAÑA de SUPERBIKE 2022

ANALYSIS / SECTORS Ent. Cronometrado 1 Supersport NG

2		VUGRINEC, Martin CRO		Mdr Ferquest - Unior			
				P.Vmax: 14		T. Ideal: 01:37,002	
Lap	Time	Sector 1	Sector 2	Sector 3	Sector 4	V.Max	Hour
1	START	00:30,520	00:29,341	00:24,029	00:27,337		10:11:50
2	01:39,011	00:22,916	00:26,376	00:23,234	00:26,485	240,89	10:13:29
3	01:38,904	00:22,809	00:26,363	00:22,973	00:26,759	240,89	10:15:08
4	01:37,921	00:22,572	00:26,030	00:22,994	00:26,325	241,79	10:16:46
5	01:37,630	00:22,503	00:25,950	00:22,885	00:26,292	236,50	10:18:23
6	PIT	00:22,509	00:26,223	00:23,068	00:37,317	239,11	10:20:12
7	NULL	04:47,418	00:28,314	00:23,952	00:28,211		10:26:20
8	NULL	00:22,425	00:25,834	00:22,694	00:26,310	239,11	10:27:58
9	NULL	00:22,642	00:26,000	00:22,802	00:26,387	240,89	10:29:35
10	01:37,295	00:22,402	00:25,689	00:22,619	00:26,585	234,78	10:31:13
11	01:37,508	00:22,446	00:25,749	00:22,834	00:26,479	233,94	10:32:50
12	NULL	00:22,494	00:25,812	00:22,740	00:26,346	235,64	10:34:28
13	PIT	00:22,531	00:26,108	00:23,603	00:33,671	237,36	10:36:14
14	02:50,296	01:32,010	00:27,286	00:23,984	00:27,016		10:39:04
15	PIT	00:27,675	00:30,107	00:25,606	00:35,475	240,89	10:41:03

3		REHACEK, Filip CZE		Skx Cardoso Racing			
				P.Vmax: 18		T. Ideal: 01:41,661	
Lap	Time	Sector 1	Sector 2	Sector 3	Sector 4	V.Max	Hour
1	START	00:59,061	00:33,530	00:27,033	00:29,492		10:12:28
2	01:48,313	00:24,732	00:29,341	00:25,823	00:28,417	238,24	10:14:16
3	01:46,008	00:24,574	00:28,499	00:25,032	00:27,903	239,11	10:16:02
4	01:45,154	00:23,850	00:28,570	00:24,981	00:27,753	233,94	10:17:47
5	01:44,837	00:23,780	00:28,349	00:24,818	00:27,890	233,09	10:19:32
6	01:43,847	00:23,714	00:27,807	00:24,639	00:27,687	228,17	10:21:16
7	01:42,954	00:23,520	00:27,628	00:24,311	00:27,495	230,61	10:22:59
8	PIT	00:23,592	00:27,525	00:24,645	00:37,693	238,24	10:24:52
9	06:50,119	05:27,635	00:29,970	00:24,726	00:27,788		10:31:42
10	01:43,084	00:23,708	00:27,618	00:24,419	00:27,339	232,26	10:33:25
11	01:42,124	00:23,319	00:27,504	00:23,957	00:27,344	240,89	10:35:08
12	01:41,894	00:23,152	00:27,217	00:24,165	00:27,360	234,78	10:36:50
13	01:42,024	00:23,337	00:27,365	00:23,953	00:27,369	233,09	10:38:32
14	01:42,921	00:23,325	00:27,493	00:24,233	00:27,870	234,78	10:40:14

4		TORRECILLAS, Carlos ESP		Trt Team			
				P.Vmax: 18		T. Ideal: 01:38,172	
Lap	Time	Sector 1	Sector 2	Sector 3	Sector 4	V.Max	Hour
1	START	00:29,720	00:30,780	00:24,921	00:28,076		10:11:52
2	01:41,407	00:23,010	00:27,637	00:23,807	00:26,953	238,24	10:13:34
3	NULL	00:22,883	00:26,939	00:23,342	00:26,978	239,11	10:15:14
4	01:41,060	00:23,295	00:26,682	00:23,995	00:27,088	240,89	10:16:55
5	01:39,416	00:22,494	00:26,521	00:23,213	00:27,188	240,00	10:18:34
6	PIT	00:25,104	00:27,848	00:24,559	00:37,284	234,78	10:20:29
7	05:41,919	04:24,451	00:27,119	00:23,438	00:26,911		10:26:11
8	01:39,240	00:22,697	00:26,595	00:23,152	00:26,796	237,36	10:27:50
9	01:38,497	00:22,551	00:26,361	00:22,980	00:26,605	237,36	10:29:29
10	01:38,371	00:22,538	00:26,390	00:23,017	00:26,426	237,36	10:31:07
11	NULL	00:23,009	00:26,345	00:23,371	00:26,743	239,11	10:32:46
12	01:38,415	00:22,421	00:26,474	00:23,008	00:26,512	240,00	10:34:25
13	01:42,122	00:24,153	00:27,530	00:23,581	00:26,858	240,89	10:36:07
14	PIT	00:23,935	00:27,549	00:24,677	00:36,832	240,00	10:38:00

5		LAW, Mason GBR		New2 Project			
				P.Vmax: 14		T. Ideal: 01:38,527	
Lap	Time	Sector 1	Sector 2	Sector 3	Sector 4	V.Max	Hour
1	START	00:32,610	00:29,330	00:24,361	00:28,216		10:11:53

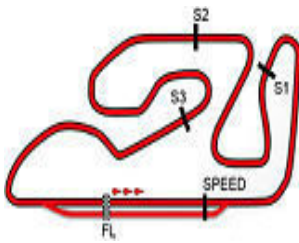
2	01:42,432	00:23,443	00:27,619	00:24,087	00:27,283	239,11	10:13:36
3	01:40,739	00:23,396	00:26,878	00:23,366	00:27,099	234,78	10:15:16
4	01:38,859	00:22,918	00:26,319	00:22,988	00:26,634	237,36	10:16:55
5	01:50,644	00:25,460	00:28,110	00:29,487	00:27,587	241,79	10:18:46
6	PIT	00:23,022	00:26,962	00:23,887	00:35,646	239,11	10:20:35
7	04:06,999	02:49,404	00:27,126	00:23,412	00:27,057		10:24:42
8	01:40,085	00:23,048	00:26,440	00:23,358	00:27,239	233,09	10:26:22
9	01:38,927	00:22,891	00:26,154	00:23,017	00:26,865	236,50	10:28:01
10	PIT	00:22,978	00:28,441	00:27,066	00:34,675	235,64	10:29:54
11	04:59,098	03:40,773	00:27,900	00:23,564	00:26,861		10:34:54
12	01:38,613	00:22,843	00:26,154	00:22,983	00:26,633	234,78	10:36:32
13	01:38,618	00:22,852	00:26,141	00:22,998	00:26,627	238,24	10:38:11
14	01:38,775	00:22,808	00:26,216	00:23,156	00:26,595	234,78	10:39:50
15	01:39,477	00:22,907	00:26,296	00:23,165	00:27,109	236,50	10:41:29

7		FERNANDEZ, Eric ESP		Team Speed Racing			
				P.Vmax: 13		T. Ideal: 01:38,239	
Lap	Time	Sector 1	Sector 2	Sector 3	Sector 4	V.Max	Hour
1	START	00:45,740	00:28,230	00:24,311	00:27,481		10:12:04
2	01:40,578	00:23,179	00:27,039	00:23,509	00:26,851	234,78	10:13:45
3	01:39,814	00:22,867	00:26,608	00:23,270	00:27,069	235,64	10:15:25
4	01:40,276	00:22,699	00:26,872	00:23,545	00:27,160	237,36	10:17:05
5	01:38,926	00:22,584	00:26,351	00:23,294	00:26,697	240,00	10:18:44
6	PIT	00:23,705	00:27,467	00:23,954	00:33,768	242,70	10:20:33
7	PIT	04:08,033	00:26,888	00:23,392	00:38,628		10:26:10
8	NULL	01:26,169	00:26,933	00:23,489	00:26,969		10:28:53
9	01:49,257	00:23,033	00:26,447	00:28,547	00:31,230	236,50	10:30:43
10	NULL	00:22,847	00:26,523	00:26,778	00:27,746	234,78	10:32:27
11	01:38,833	00:22,589	00:26,356	00:23,219	00:26,669	235,64	10:34:05
12	01:43,116	00:22,666	00:29,076	00:24,276	00:27,098	239,11	10:35:48
13	01:38,261	00:22,606	00:26,194	00:23,101	00:26,360	237,36	10:37:27
14	01:38,935	00:22,615	00:26,303	00:23,445	00:26,572	237,36	10:39:06
15	01:46,175	00:25,543	00:29,269	00:24,120	00:27,243	240,00	10:40:52

10		DA SILVA, Pedro M. POR		Stand Os Putos R. T.			
				P.Vmax: 18		T. Ideal: 01:40,069	
Lap	Time	Sector 1	Sector 2	Sector 3	Sector 4	V.Max	Hour
1	START	00:38,030	00:29,511	00:25,130	00:29,012		10:12:00
2	01:42,882	00:23,613	00:27,597	00:24,054	00:27,618	235,64	10:13:43
3	01:41,900	00:23,334	00:26,979	00:23,806	00:27,781	235,64	10:15:25
4	01:45,124	00:24,635	00:27,926	00:24,501	00:28,062	240,00	10:17:10
5	01:41,185	00:23,126	00:26,985	00:23,640	00:27,434	240,00	10:18:51
6	PIT	00:23,326	00:27,948	00:25,721	00:38,251	240,89	10:20:47
7	05:06,334	03:45,671	00:28,575	00:24,208	00:27,880		10:25:53
8	01:41,853	00:23,300	00:27,173	00:23,630	00:27,750	235,64	10:27:35
9	01:41,908	00:23,125	00:26,921	00:24,016	00:27,846	237,36	10:29:17
10	PIT	00:24,472	00:28,907	00:24,220	00:34,255	238,24	10:31:09
11	04:51,767	03:33,006	00:27,449	00:23,820	00:27,492		10:36:00
12	01:40,333	00:22,934	00:26,744	00:23,477	00:27,178	240,00	10:37:41
13	01:40,659	00:22,805	00:26,820	00:23,663	00:27,371	239,11	10:39:21
14	01:40,865	00:23,119	00:26,656	00:23,430	00:27,660	240,00	10:41:02

11		SCHULTZ, Jared Karl RSA		T. Monex Asap World			
				P.Vmax: 30		T. Ideal: 01:38,288	
Lap	Time	Sector 1	Sector 2	Sector 3	Sector 4	V.Max	Hour
1	START	01:11,331	00:27,990	00:24,022	00:27,313		10:12:29
2	01:40,531	00:23,328	00:26,833	00:23,425	00:26,945	233,94	10:14:10
3	01:39,132	00:22,922	00:26,238	00:23,089	00:26,883	233,09	10:15:49
4	01:38,566	00:22,717	00:26,158	00:22,945	00:26,746	233,94	10:17:27





Circuit Ricardo Tormo

23-24 ABRIL 2022

Circuit Ricardo Tormo

Cto. de ESPAÑA de SUPERBIKE 2022

ANALYSIS / SECTORS Ent. Cronometrado 1 Supersport NG

5	PIT	00:22,711	00:26,336	00:23,920	00:34,040	235,64	10:19:14	10	NULL	00:27,777	00:27,538	00:29,334	00:26,933	237,36	10:31:32
6	05:15,220	03:56,995	00:27,409	00:23,568	00:27,248		10:24:30	11	01:38,243	00:22,500	00:26,173	00:22,967	00:26,603	236,50	10:33:10
7	01:39,525	00:22,810	00:26,328	00:23,440	00:26,947	233,09	10:26:09	12	NULL	00:22,227	00:26,647	00:22,961	00:26,476	240,00	10:34:48
8	01:46,304	00:22,579	00:33,402	00:23,370	00:26,953	233,09	10:27:56	13	01:37,493	00:22,197	00:25,884	00:22,822	00:26,590	238,24	10:36:26
9	NULL	00:22,595	00:26,233	00:23,101	00:26,740	230,61	10:29:34	14	01:42,008	00:24,059	00:27,010	00:24,028	00:26,911	243,61	10:38:08
10	01:38,487	00:22,611	00:26,055	00:23,013	00:26,808	232,26	10:31:13	15	01:37,598	00:22,234	00:26,002	00:22,859	00:26,503	236,50	10:39:45
11	01:39,160	00:22,828	00:26,098	00:23,270	00:26,964	232,26	10:32:52	16	01:41,267	00:22,332	00:26,717	00:23,742	00:28,476	239,11	10:41:27
12	PIT	00:22,718	00:26,132	00:22,922	00:33,718	234,78	10:34:37								
13	04:26,314	03:07,616	00:28,195	00:23,739	00:26,764		10:39:04								
14	01:38,592	00:22,657	00:26,174	00:23,029	00:26,732	233,09	10:40:42								

13	LOPEZ, Sergio	Deza-Box Racing Team					
	ESP	P.Vmax: 32 T. Ideal: 01:44,850					
Lap	Time	Sector 1	Sector 2	Sector 3	Sector 4	V.Max	Hour
1	START	01:51,647	00:30,596	00:26,873	00:30,140		10:13:18
2	01:49,708	00:25,076	00:29,076	00:25,309	00:30,247	225,00	10:15:08
3	NULL	00:24,680	00:28,904	00:24,983	00:28,576	230,61	10:16:55
4	01:46,319	00:24,191	00:28,520	00:24,910	00:28,698	231,43	10:18:41
5	01:45,874	00:24,248	00:28,387	00:24,724	00:28,515	232,26	10:20:27
6	NULL	00:24,301	00:28,279	00:24,663	00:28,341	231,43	10:22:12
7	01:44,889	00:23,977	00:28,106	00:24,426	00:28,380	231,43	10:23:57
8	PIT	00:24,099	00:28,422	00:25,332	00:36,878	230,61	10:25:52
9	NULL	06:09,651	00:29,187	00:25,392	00:28,936		10:33:25
10	01:46,597	00:24,284	00:28,590	00:24,786	00:28,937	229,79	10:35:12
11	NULL	00:24,200	00:28,299	00:24,882	00:29,218	229,79	10:36:58
12	01:46,369	00:24,210	00:28,287	00:24,795	00:29,077	229,79	10:38:45
13	PIT	00:24,086	00:28,387	00:24,931	00:35,772	228,98	10:40:38

19	DIAZ, Joan	I+Dent Racing Team					
	ESP	P.Vmax: 4 T. Ideal: 01:37,709					
Lap	Time	Sector 1	Sector 2	Sector 3	Sector 4	V.Max	Hour
1	START	01:16,711	00:32,417	00:25,854	00:27,336		10:12:41
2	01:39,712	00:22,830	00:26,850	00:23,362	00:26,670	240,89	10:14:21
3	01:39,689	00:22,738	00:26,679	00:23,574	00:26,698	240,00	10:16:00
4	01:38,689	00:22,594	00:26,325	00:23,244	00:26,526	240,00	10:17:39
5	01:59,891	00:27,045	00:31,560	00:32,166	00:29,120	242,70	10:19:39
6	01:40,359	00:22,855	00:26,520	00:24,218	00:26,766	241,79	10:21:19
7	01:39,603	00:22,439	00:26,201	00:23,628	00:27,335	243,61	10:22:59
8	01:38,172	00:22,244	00:26,219	00:23,103	00:26,606	243,61	10:24:37
9	PIT	00:24,715	00:27,077	00:23,736	00:35,861	240,00	10:26:28
10	06:02,699	04:35,434	00:33,517	00:25,760	00:27,988		10:32:31
11	01:38,074	00:22,437	00:26,268	00:23,058	00:26,311	240,89	10:34:09
12	01:43,614	00:22,167	00:31,108	00:23,320	00:27,019	240,00	10:35:53
13	01:38,573	00:22,236	00:26,740	00:23,055	00:26,542	246,39	10:37:31
14	01:38,430	00:22,167	00:26,176	00:23,208	00:26,879	246,39	10:39:10
15	01:58,496	00:27,047	00:30,747	00:29,701	00:31,001	238,24	10:41:08

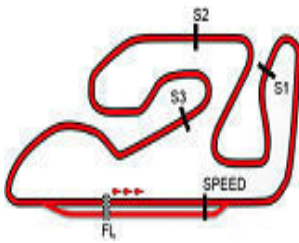
20	GARCIA, José J.	Mvagusta Forward J.					
	ESP	P.Vmax: 11 T. Ideal: 01:37,218					
Lap	Time	Sector 1	Sector 2	Sector 3	Sector 4	V.Max	Hour
1	START	00:39,390	00:29,831	00:24,570	00:27,083		10:11:59
2	01:39,774	00:22,979	00:26,757	00:23,298	00:26,740	236,50	10:13:39
3	01:38,971	00:22,712	00:26,219	00:22,974	00:27,066	238,24	10:15:18
4	01:38,222	00:22,479	00:26,106	00:23,027	00:26,610	241,79	10:16:56
5	01:40,742	00:22,528	00:26,537	00:24,607	00:27,070	242,70	10:18:37
6	PIT	00:22,876	00:27,295	00:23,945	00:36,595	241,79	10:20:28
7	05:57,193	04:38,950	00:27,011	00:23,739	00:27,493		10:26:25
8	01:37,716	00:22,290	00:25,962	00:22,812	00:26,652	240,00	10:28:03
9	01:37,448	00:22,281	00:26,030	00:22,693	00:26,444	238,24	10:29:40

21	PATOVA, Kimi	Yamaha Gv Stratos					
	FIN	P.Vmax: 25 T. Ideal: 01:39,934					
Lap	Time	Sector 1	Sector 2	Sector 3	Sector 4	V.Max	Hour
1	START	01:13,810	00:28,670	00:23,947	00:27,776		10:12:33
2	01:42,375	00:23,503	00:27,331	00:24,002	00:27,539	234,78	10:14:15
3	01:41,220	00:23,301	00:27,007	00:23,723	00:27,189	236,50	10:15:56
4	01:41,422	00:23,208	00:26,624	00:24,182	00:27,408	236,50	10:17:38
5	01:40,488	00:23,122	00:27,054	00:23,371	00:26,941	235,64	10:19:18
6	PIT	00:23,745	00:27,376	00:24,507	00:33,168	239,11	10:21:07
7	08:02,779	06:43,749	00:27,210	00:24,439	00:27,381		10:29:10
8	01:40,671	00:23,195	00:26,723	00:23,422	00:27,331	236,50	10:30:51
9	01:43,715	00:23,270	00:28,361	00:24,785	00:27,299	235,64	10:32:34
10	01:40,500	00:23,071	00:26,918	00:23,335	00:27,176	234,78	10:34:15
11	01:40,854	00:23,072	00:26,734	00:23,998	00:27,050	237,36	10:35:56
12	NULL	00:23,505	00:27,042	00:23,556	00:27,294	239,11	10:37:37
13	01:40,210	00:23,034	00:26,708	00:23,458	00:27,010	236,50	10:39:17
14	NULL	00:23,044	00:26,738	00:23,587	00:27,280	235,64	10:40:58

22	ROBERTS, Brett	I+Dent Racing Team					
	RSA	P.Vmax: 23 T. Ideal: 01:39,048					
Lap	Time	Sector 1	Sector 2	Sector 3	Sector 4	V.Max	Hour
1	START	01:05,780	00:27,930	00:25,000	00:27,393		10:12:25
2	NULL	00:23,061	00:26,725	00:23,867	00:27,248	237,36	10:14:06
3	01:39,671	00:22,926	00:26,579	00:23,388	00:26,778	236,50	10:15:45
4	01:41,139	00:23,085	00:26,664	00:24,002	00:27,388	236,50	10:17:26
5	01:40,994	00:22,925	00:27,022	00:23,797	00:27,250	237,36	10:19:07
6	01:39,584	00:22,814	00:26,592	00:23,382	00:26,796	240,00	10:20:47
7	01:39,074	00:22,638	00:26,401	00:23,303	00:26,732	240,00	10:22:26
8	PIT	00:22,652	00:26,552	00:23,277	00:34,252	240,00	10:24:13
9	05:33,172	04:14,938	00:27,532	00:23,781	00:26,921		10:29:46
10	01:40,902	00:22,925	00:27,015	00:23,713	00:27,249	234,78	10:31:27
11	01:39,570	00:22,730	00:26,465	00:23,352	00:27,023	238,24	10:33:06
12	01:39,573	00:22,925	00:26,437	00:23,340	00:26,871	239,11	10:34:46
13	01:39,676	00:22,870	00:26,413	00:23,487	00:26,906	237,36	10:36:26
14	01:40,135	00:22,749	00:26,417	00:23,353	00:27,616	239,11	10:38:06
15	01:40,305	00:22,848	00:26,477	00:23,559	00:27,421	236,50	10:39:46
16	01:40,387	00:22,811	00:26,764	00:23,561	00:27,251	238,24	10:41:27

24	GREGORIO, Matthieu	Tech Solutions					
	FRA	P.Vmax: 6 T. Ideal: 01:37,357					
Lap	Time	Sector 1	Sector 2	Sector 3	Sector 4	V.Max	Hour
1	START	01:05,301	00:28,009	00:24,215	00:26,931		10:12:23
2	01:38,958	00:22,730	00:26,444	00:23,113	00:26,671	240,89	10:14:02
3	01:38,443	00:22,577	00:26,158	00:23,031	00:26,677	240,00	10:15:40
4	01:38,407	00:22,660	00:26,143	00:22,960	00:26,644	240,89	10:17:19
5	01:38,180	00:22,559	00:26,098	00:23,056	00:26,467	241,79	10:18:57
6	NULL	00:22,388	00:26,082	00:22,908	00:26,417	242,70	10:20:35
7	PIT	00:25,044	00:26,538	00:23,481	00:37,162	242,70	10:22:27
8	04:39,559	03:18,771	00:28,025	00:23,450	00:29,313		10:27:07
9	01:37,712	00:22,607	00:25,972	00:22,764	00:26,369	240,89	10:28:44
10	01:37,822	00:22,559	00:26,066	00:22,711	00:26,486	241,79	10:30:22





Circuit Ricardo Tormo

Cto. de ESPAÑA de SUPERBIKE 2022

ANALYSIS / SECTORS Ent. Cronometrado 1 Supersport NG

11	PIT	00:22,324	00:25,983	00:22,916	00:36,757	241,79	10:32:10
12	04:03,126	02:42,857	00:28,837	00:23,554	00:27,878		10:36:13
13	01:38,516	00:22,359	00:26,497	00:22,900	00:26,760	244,53	10:37:52
14	01:37,560	00:22,338	00:25,953	00:22,795	00:26,474	245,45	10:39:29
15	01:38,303	00:22,493	00:25,994	00:22,789	00:27,027	244,53	10:41:08

29	FELIPE, Enrique	Yamaha Gv Stratos					
	ESP	P.Vmax: 28 T. Ideal: 01:44,256					
Lap	Time	Sector 1	Sector 2	Sector 3	Sector 4	V.Max	Hour
1	START	01:35,631	00:29,804	00:25,776	00:29,045		10:12:59
2	NULL	00:25,280	00:29,052	00:25,513	00:28,418	233,94	10:14:47
3	01:47,591	00:24,632	00:28,903	00:25,274	00:28,782	236,50	10:16:35
4	01:46,209	00:24,651	00:28,246	00:24,864	00:28,448	233,94	10:18:21
5	01:46,879	00:24,379	00:28,791	00:25,191	00:28,518	236,50	10:20:08
6	01:45,132	00:24,587	00:27,787	00:24,700	00:28,058	236,50	10:21:53
7	01:45,130	00:24,021	00:28,654	00:24,516	00:27,939	235,64	10:23:38
8	PIT	00:24,014	00:28,297	00:24,866	00:37,969	232,26	10:25:33
9	06:17,917	04:49,304	00:32,162	00:26,645	00:29,806		10:31:51
10	01:54,138	00:24,745	00:29,545	00:26,260	00:33,588	229,79	10:33:45
11	PIT	00:24,932	00:29,509	00:31,822	00:44,952	214,57	10:35:56

33	VALLE, Daniel	Kawasaki Palmeto PI					
	ESP	P.Vmax: 4 T. Ideal: 01:38,057					
Lap	Time	Sector 1	Sector 2	Sector 3	Sector 4	V.Max	Hour
1	START	00:30,035	00:30,866	00:24,840	00:28,069		10:11:52
2	01:40,563	00:23,156	00:27,002	00:23,635	00:26,770	241,79	10:13:33
3	01:39,228	00:22,962	00:26,561	00:23,211	00:26,494	240,00	10:15:12
4	01:40,457	00:23,747	00:26,517	00:23,760	00:26,433	243,61	10:16:53
5	NULL	00:22,565	00:26,095	00:23,118	00:26,425	243,61	10:18:31
6	PIT	00:24,541	00:28,299	00:24,936	00:30,945	243,61	10:20:20
7	05:43,908	04:20,551	00:26,743	00:23,372	00:33,242		10:26:03
8	01:39,300	00:22,829	00:26,334	00:23,391	00:26,746	233,94	10:27:43
9	01:38,770	00:22,750	00:26,208	00:23,346	00:26,466	237,36	10:29:22
10	01:44,868	00:27,277	00:27,991	00:23,180	00:26,420	240,00	10:31:06
11	NULL	00:22,665	00:26,154	00:23,238	00:26,467	240,00	10:32:45
12	01:43,943	00:26,707	00:27,647	00:23,132	00:26,457	240,89	10:34:29
13	01:44,968	00:24,673	00:28,620	00:23,693	00:27,982	240,89	10:36:14
14	01:38,753	00:22,460	00:26,352	00:23,431	00:26,510	246,39	10:37:53
15	01:38,475	00:22,424	00:26,223	00:23,272	00:26,556	245,45	10:39:31
16	01:38,997	00:22,788	00:26,234	00:23,246	00:26,729	245,45	10:41:10

36	KROEZE, Sander	Easyrace Team					
	NLD	P.Vmax: 9 T. Ideal: 01:37,843					
Lap	Time	Sector 1	Sector 2	Sector 3	Sector 4	V.Max	Hour
1	START	01:32,111	00:28,325	00:29,664	00:29,532		10:12:58
2	01:39,881	00:23,229	00:26,780	00:23,406	00:26,466	237,36	10:14:38
3	01:38,603	00:22,509	00:26,287	00:23,090	00:26,717	242,70	10:16:17
4	01:39,094	00:22,570	00:26,374	00:23,328	00:26,822	240,00	10:17:56
5	PIT	00:22,641	00:26,439	00:23,825	00:33,750	239,11	10:19:42
6	06:17,395	04:57,823	00:26,946	00:23,325	00:29,301		10:26:00
7	01:38,636	00:22,747	00:26,283	00:22,875	00:26,731	235,64	10:27:38
8	01:38,354	00:22,529	00:26,162	00:22,977	00:26,686	236,50	10:29:17
9	01:43,152	00:25,705	00:26,985	00:23,636	00:26,826	244,53	10:31:00
10	PIT	00:22,824	00:27,525	00:23,497	00:32,993	236,50	10:32:47
11	05:05,417	03:48,514	00:27,204	00:23,134	00:26,565		10:37:52
12	01:38,722	00:22,474	00:26,028	00:23,203	00:27,017	241,79	10:39:31
13	01:48,409	00:27,393	00:27,943	00:24,448	00:28,625	244,53	10:41:19

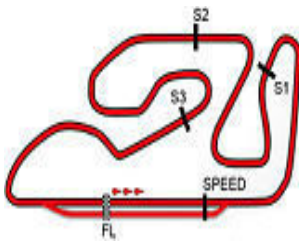
37	GONZALEZ, Mauro	Sp57 Racing Team					
	ESP	P.Vmax: 6 T. Ideal: 01:38,180					
Lap	Time	Sector 1	Sector 2	Sector 3	Sector 4	V.Max	Hour
1	START	00:28,505	00:31,035	00:24,270	00:27,108		10:11:50
2	01:39,202	00:22,758	00:26,573	00:23,289	00:26,582	237,36	10:13:29
3	01:39,471	00:23,246	00:26,437	00:23,082	00:26,706	236,50	10:15:08
4	01:39,911	00:23,213	00:26,839	00:23,214	00:26,645	245,45	10:16:48
5	NULL	00:22,560	00:26,136	00:23,067	00:26,556	243,61	10:18:26
6	PIT	00:23,556	00:26,810	00:23,312	00:32,731	241,79	10:20:13
7	05:20,871	04:03,729	00:27,294	00:23,115	00:26,733		10:25:34
8	01:38,775	00:22,552	00:26,311	00:23,190	00:26,722	237,36	10:27:12
9	01:38,881	00:22,569	00:26,434	00:23,102	00:26,776	238,24	10:28:51
10	01:53,641	00:26,392	00:28,239	00:29,709	00:29,301	237,36	10:30:45
11	01:43,551	00:23,466	00:27,976	00:24,185	00:27,924	236,50	10:32:29
12	NULL	00:22,786	00:27,969	00:24,237	00:26,757	236,50	10:34:10
13	01:42,131	00:22,572	00:27,745	00:24,906	00:26,908	240,00	10:35:52
14	NULL	00:22,441	00:26,737	00:23,121	00:26,549	244,53	10:37:31
15	01:38,538	00:22,549	00:26,123	00:23,202	00:26,664	240,00	10:39:10
16	01:45,791	00:23,773	00:27,595	00:25,643	00:28,780	237,36	10:40:56

38	RODRIGUEZ, Juan	Cuna Campeones					
	ESP	P.Vmax: 6 T. Ideal: 01:37,393					
Lap	Time	Sector 1	Sector 2	Sector 3	Sector 4	V.Max	Hour
1	START	00:44,940	00:27,750	00:23,671	00:26,755		10:12:02
2	01:38,953	00:22,624	00:26,682	00:23,131	00:26,516	237,36	10:13:41
3	01:38,076	00:22,344	00:26,081	00:23,019	00:26,632	238,24	10:15:19
4	01:37,993	00:22,295	00:26,074	00:23,060	00:26,564	245,45	10:16:57
5	01:39,270	00:22,739	00:26,564	00:23,534	00:26,433	240,89	10:18:36
6	01:47,470	00:27,701	00:27,328	00:25,684	00:26,757	240,00	10:20:23
7	PIT	00:24,105	00:27,149	00:24,346	00:35,358	233,09	10:22:14
8	08:50,952	07:33,734	00:27,184	00:23,207	00:26,827		10:31:05
9	01:41,740	00:22,295	00:26,509	00:26,092	00:26,844	235,64	10:32:47
10	01:37,960	00:22,184	00:26,126	00:23,103	00:26,547	239,11	10:34:25
11	01:49,309	00:29,557	00:27,070	00:25,857	00:26,825	239,11	10:36:14
12	01:39,331	00:22,159	00:26,268	00:23,691	00:27,213	241,79	10:37:54
13	NULL	00:22,185	00:25,885	00:22,916	00:26,617	239,11	10:39:31
14	01:38,931	00:22,753	00:26,201	00:23,240	00:26,737	240,89	10:41:10

40	ESCALERA, Aaron	Yamaha Gv Stratos					
	ESP	P.Vmax: 30 T. Ideal: 01:38,973					
Lap	Time	Sector 1	Sector 2	Sector 3	Sector 4	V.Max	Hour
1	START	00:32,210	00:29,170	00:24,601	00:28,175		10:11:53
2	01:42,339	00:23,472	00:27,675	00:23,624	00:27,568	235,64	10:13:35
3	PIT	00:23,722	00:27,534	00:23,933	00:31,661	228,17	10:15:22
4	03:01,295	01:42,952	00:27,367	00:23,721	00:27,255		10:18:23
5	01:39,831	00:22,853	00:26,946	00:23,064	00:26,968	231,43	10:20:03
6	01:40,656	00:23,008	00:26,582	00:23,612	00:27,454	231,43	10:21:44
7	01:39,379	00:22,899	00:26,434	00:22,988	00:27,058	230,61	10:23:23
8	PIT	00:23,266	00:26,912	00:23,326	00:33,755	231,43	10:25:10
9	06:29,952	05:11,281	00:28,050	00:23,406	00:27,215		10:31:40
10	01:39,380	00:22,898	00:26,608	00:22,981	00:26,893	227,37	10:33:20
11	01:39,272	00:22,775	00:26,333	00:23,134	00:27,030	230,61	10:34:59
12	01:43,173	00:22,880	00:29,372	00:23,632	00:27,289	228,98	10:36:42
13	01:39,267	00:22,875	00:26,432	00:22,972	00:26,988	228,98	10:38:21
14	01:39,680	00:22,974	00:26,626	00:23,102	00:26,978	227,37	10:40:01

43	JESPERSEN, Simon	SJ43					
	DEN	P.Vmax: 14 T. Ideal: 01:37,042					
Lap	Time	Sector 1	Sector 2	Sector 3	Sector 4	V.Max	Hour





Circuit Ricardo Tormo

Cto. de ESPAÑA de SUPERBIKE 2022

ANALYSIS / SECTORS Ent. Cronometrado 1 Supersport NG

Lap	Time	Sector 1	Sector 2	Sector 3	Sector 4	V.Max	Hour
1	START	00:30,200	00:28,540	00:23,070	00:26,741		10:11:47
2	01:37,921	00:22,652	00:26,018	00:22,848	00:26,403	237,36	10:13:25
3	01:45,118	00:22,551	00:26,130	00:23,084	00:33,353	237,36	10:15:10
4	01:52,170	00:23,119	00:26,577	00:35,676	00:26,798	241,79	10:17:02
5	01:38,017	00:22,731	00:25,983	00:22,983	00:26,320	239,11	10:18:40
6	PIT	00:22,640	00:28,257	00:23,608	00:36,121	240,00	10:20:31
7	04:56,349	03:39,752	00:26,836	00:23,089	00:26,672		10:25:27
8	01:37,274	00:22,358	00:25,866	00:22,595	00:26,455	238,24	10:27:05
9	01:37,538	00:22,457	00:25,999	00:22,702	00:26,380	238,24	10:28:42
10	01:41,525	00:22,613	00:27,101	00:25,126	00:26,685	238,24	10:30:24
11	01:37,102	00:22,380	00:25,874	00:22,625	00:26,223	240,00	10:32:01
12	01:40,592	00:22,511	00:25,929	00:22,804	00:29,348	238,24	10:33:41
13	01:37,330	00:22,427	00:25,915	00:22,645	00:26,343	239,11	10:35:19
14	01:37,933	00:22,411	00:25,907	00:22,635	00:26,980	239,11	10:36:57
15	NULL	00:22,586	00:25,867	00:22,916	00:26,552	238,24	10:38:35
16	01:38,839	00:22,583	00:26,333	00:23,139	00:26,784	239,11	10:40:13

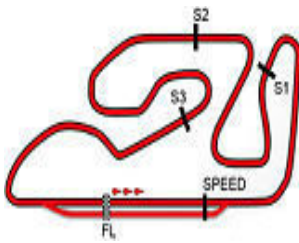
Lap	Time	Sector 1	Sector 2	Sector 3	Sector 4	V.Max	Hour
1	START	01:25,341	00:28,445	00:24,720	00:28,282		10:12:45
2	01:43,094	00:23,854	00:27,551	00:24,151	00:27,538	237,36	10:14:28
3	01:41,662	00:23,289	00:27,265	00:23,810	00:27,298	240,00	10:16:10
4	01:41,098	00:23,250	00:26,771	00:23,698	00:27,379	240,00	10:17:51
5	PIT	00:23,857	00:28,847	00:24,934	00:35,516	239,11	10:19:44
6	11:12,633	09:50,484	00:28,615	00:25,045	00:28,489		10:30:57
7	01:46,914	00:24,786	00:29,133	00:24,851	00:28,144	236,50	10:32:44
8	01:43,343	00:23,898	00:27,629	00:24,395	00:27,421	238,24	10:34:27
9	01:41,806	00:23,559	00:26,923	00:24,289	00:27,035	240,00	10:36:09
10	01:40,697	00:23,183	00:26,809	00:23,678	00:27,027	240,89	10:37:50
11	01:41,075	00:23,061	00:27,123	00:23,830	00:27,061	240,00	10:39:31
12	01:42,809	00:24,522	00:27,206	00:23,873	00:27,208	240,89	10:41:14

Lap	Time	Sector 1	Sector 2	Sector 3	Sector 4	V.Max	Hour
1	START	01:19,250	00:28,501	00:24,413	00:27,759		10:12:39
2	01:41,135	00:23,378	00:27,234	00:23,537	00:26,986	236,50	10:14:20
3	01:39,838	00:22,981	00:26,483	00:23,447	00:26,927	240,00	10:15:59
4	01:38,856	00:22,704	00:26,333	00:23,184	00:26,635	238,24	10:17:38
5	NULL	00:22,790	00:26,307	00:23,073	00:26,595	240,00	10:19:17
6	PIT	00:22,812	00:26,448	00:23,800	00:32,239	240,00	10:21:02
7	NULL	03:58,669	00:27,223	00:23,510	00:27,008		10:26:19
8	01:38,624	00:22,671	00:26,357	00:23,096	00:26,500	239,11	10:27:57

Lap	Time	Sector 1	Sector 2	Sector 3	Sector 4	V.Max	Hour
1	START	00:30,200	00:29,661	00:24,270	00:27,351		10:11:50
2	01:39,297	00:23,028	00:26,561	00:23,103	00:26,605	240,00	10:13:29
3	NULL	00:22,815	00:26,485	00:22,984	00:26,957	238,24	10:15:09
4	01:39,082	00:23,108	00:26,376	00:22,934	00:26,664	241,79	10:16:48
5	NULL	00:22,484	00:25,928	00:22,818	00:26,596	240,00	10:18:26
6	01:40,843	00:23,805	00:26,397	00:23,539	00:27,102	240,89	10:20:06
7	PIT	00:22,777	00:26,429	00:27,173	00:35,934	237,36	10:21:59
8	05:06,688	03:50,594	00:26,499	00:22,876	00:26,719		10:27:05
9	01:38,174	00:22,580	00:26,074	00:22,831	00:26,689	236,50	10:28:44
10	01:39,299	00:23,228	00:26,640	00:22,799	00:26,632	236,50	10:30:23
11	01:38,553	00:22,532	00:26,413	00:23,070	00:26,538	239,11	10:32:01

Lap	Time	Sector 1	Sector 2	Sector 3	Sector 4	V.Max	Hour
1	START	00:29,240	00:29,900	00:24,670	00:28,671		10:11:51
2	01:39,431	00:22,906	00:26,617	00:23,302	00:26,606	238,24	10:13:31
3	01:38,138	00:22,840	00:26,209	00:22,734	00:26,355	245,45	10:15:09
4	01:42,336	00:25,958	00:26,546	00:23,037	00:26,795	247,33	10:16:51
5	01:38,276	00:22,593	00:26,181	00:22,815	00:26,687	244,53	10:18:29
6	PIT	00:22,335	00:26,258	00:22,842	00:34,395	240,00	10:20:15
7	06:04,973	04:44,392	00:28,381	00:23,686	00:28,514		10:26:20
8	01:36,335	00:22,247	00:25,600	00:22,314	00:26,174	240,00	10:27:56
9	PIT	00:22,166	00:27,197	00:23,281	00:35,124	238,24	10:29:44
10	06:07,793	04:50,633	00:26,887	00:23,503	00:26,770		10:35:52
11	01:36,693	00:22,281	00:25,989	00:22,267	00:26,156	240,00	10:37:29





Circuit Ricardo Tormo

Cto. de ESPAÑA de SUPERBIKE 2022

ANALYSIS / SECTORS Ent. Cronometrado 1 Supersport NG

12	01:36,836	00:22,002	00:25,648	00:22,633	00:26,553	238,24	10:39:05
13	PIT	00:26,752	00:29,698	00:24,858	00:37,273	240,00	10:41:04

76	GIRAL, Julian ESP	U. Arco Motorsport					
		P.Vmax: 1			T. Ideal: 01:37,167		
Lap	Time	Sector 1	Sector 2	Sector 3	Sector 4	V.Max	Hour
1	START	00:29,080	00:29,741	00:23,470	00:26,455		10:11:47
2	01:38,534	00:22,720	00:26,372	00:23,207	00:26,235	241,79	10:13:26
3	01:41,928	00:22,670	00:26,401	00:23,045	00:29,812	243,61	10:15:08
4	01:38,542	00:22,752	00:26,267	00:23,095	00:26,428	241,79	10:16:46
5	01:37,754	00:22,246	00:26,099	00:22,994	00:26,415	245,45	10:18:24
6	PIT	00:22,613	00:27,087	00:24,919	00:35,678	247,33	10:20:14
7	06:06,085	04:48,204	00:26,662	00:23,483	00:27,736		10:26:20
8	NULL	00:22,478	00:25,991	00:22,846	00:26,175	248,28	10:27:58
9	01:37,869	00:22,441	00:26,137	00:23,072	00:26,219	246,39	10:29:36
10	PIT	00:23,537	00:27,120	00:23,664	00:37,821	245,45	10:31:28
11	04:25,726	03:09,262	00:26,806	00:23,138	00:26,520		10:35:54
12	01:37,843	00:22,155	00:26,103	00:23,112	00:26,473	247,33	10:37:32
13	01:38,354	00:22,541	00:26,134	00:23,169	00:26,510	250,19	10:39:10
14	01:46,438	00:24,683	00:27,911	00:24,481	00:29,363	233,94	10:40:56

77	LEAL, Jesus ESP	Andifer					
		P.Vmax: 34			T. Ideal: 01:44,986		
Lap	Time	Sector 1	Sector 2	Sector 3	Sector 4	V.Max	Hour
1	START	01:34,751	00:29,866	00:25,868	00:29,208		10:12:58
2	01:48,151	00:24,998	00:29,378	00:25,146	00:28,629	223,45	10:14:46
3	01:47,701	00:24,752	00:28,788	00:25,044	00:29,117	225,78	10:16:34
4	01:46,453	00:24,396	00:28,320	00:24,854	00:28,883	224,22	10:18:21
5	01:46,325	00:24,276	00:28,639	00:24,759	00:28,651	224,22	10:20:07
6	PIT	00:27,203	00:29,556	00:25,591	00:35,610	226,57	10:22:05
7	05:12,607	03:46,787	00:30,657	00:25,709	00:29,454		10:27:17
8	01:47,757	00:24,707	00:28,923	00:25,071	00:29,056	219,66	10:29:05
9	01:46,288	00:24,258	00:28,604	00:24,648	00:28,778	221,92	10:30:52
10	01:46,206	00:24,525	00:28,326	00:24,947	00:28,408	223,45	10:32:38
11	01:46,652	00:24,429	00:28,248	00:24,680	00:29,295	221,16	10:34:24
12	01:46,235	00:24,384	00:28,530	00:24,696	00:28,625	220,41	10:36:11
13	01:45,241	00:23,925	00:28,106	00:24,791	00:28,419	225,00	10:37:56
14	01:47,842	00:24,195	00:28,877	00:25,736	00:29,034	225,78	10:39:44
15	01:45,134	00:23,917	00:28,169	00:24,555	00:28,493	221,92	10:41:29

81	VIU, Aleix ESP	Andotrans T. Torrent					
		P.Vmax: 11			T. Ideal: 01:36,696		
Lap	Time	Sector 1	Sector 2	Sector 3	Sector 4	V.Max	Hour
1	START	01:42,561	00:27,285	00:23,401	00:26,875		10:12:59
2	01:39,048	00:23,098	00:26,471	00:23,112	00:26,367	240,89	10:14:38
3	01:37,668	00:22,237	00:26,199	00:22,852	00:26,380	243,61	10:16:15
4	01:37,079	00:22,232	00:25,926	00:22,777	00:26,144	240,00	10:17:53
5	PIT	00:23,538	00:29,222	00:25,178	00:36,041	241,79	10:19:46
6	06:08,032	04:52,287	00:26,541	00:22,866	00:26,338		10:25:55
7	01:37,270	00:22,284	00:26,144	00:22,607	00:26,235	239,11	10:27:32
8	01:36,907	00:22,113	00:25,832	00:22,704	00:26,258	240,00	10:29:09
9	01:37,220	00:22,191	00:26,067	00:22,671	00:26,291	240,89	10:30:46
10	PIT	00:24,509	00:27,961	00:24,486	00:35,844	237,36	10:32:39
11	05:12,722	03:56,199	00:27,001	00:22,938	00:26,584		10:37:51
12	01:37,620	00:22,118	00:26,278	00:22,855	00:26,369	240,00	10:39:29
13	01:49,977	00:27,203	00:28,771	00:25,031	00:28,972	240,89	10:41:19

83	KAWAKAMI, M. Yuji BRA	Yamaha Ms Racing					
		P.Vmax: 2			T. Ideal: 01:36,617		
Lap	Time	Sector 1	Sector 2	Sector 3	Sector 4	V.Max	Hour

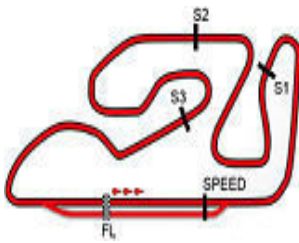
1	START	00:29,480	00:31,100	00:24,361	00:27,653		10:11:51
2	01:38,897	00:22,542	00:26,722	00:23,232	00:26,401	242,70	10:13:30
3	01:38,308	00:22,429	00:26,489	00:23,006	00:26,384	241,79	10:15:08
4	01:39,037	00:22,699	00:26,772	00:22,968	00:26,598	247,33	10:16:47
5	NULL	00:22,287	00:26,156	00:22,886	00:26,518	240,89	10:18:25
6	PIT	00:24,541	00:26,868	00:23,179	00:32,316	242,70	10:20:12
7	NULL	04:42,849	00:28,404	00:24,205	00:26,996		10:26:15
8	01:37,027	00:22,184	00:26,004	00:22,542	00:26,297	238,24	10:27:52
9	01:37,272	00:22,067	00:26,139	00:22,663	00:26,403	235,64	10:29:29
10	PIT	00:23,379	00:27,234	00:23,349	00:31,700	240,89	10:31:15
11	NULL	03:20,449	00:26,943	00:23,382	00:26,787		10:35:52
12	01:37,046	00:22,165	00:26,335	00:22,423	00:26,123	243,61	10:37:29
13	PIT	00:25,081	00:28,009	00:23,705	00:33,810	240,89	10:39:20

86	MAYOR, Mario ESP	Andotrans T. Torrent					
		P.Vmax: 18			T. Ideal: 01:38,909		
Lap	Time	Sector 1	Sector 2	Sector 3	Sector 4	V.Max	Hour
1	START	01:30,251	00:30,075	00:24,910	00:28,091		10:12:52
2	01:43,895	00:23,611	00:27,637	00:24,234	00:28,413	231,43	10:14:36
3	01:40,730	00:23,165	00:27,215	00:23,438	00:26,912	235,64	10:16:17
4	01:41,034	00:22,502	00:26,465	00:24,880	00:27,187	235,64	10:17:58
5	01:39,643	00:22,733	00:26,721	00:23,354	00:26,835	234,78	10:19:37
6	01:39,277	00:22,754	00:26,517	00:23,271	00:26,735	240,89	10:21:17
7	PIT	00:23,260	00:27,366	00:24,348	00:35,745	240,00	10:23:07
8	05:46,876	04:28,971	00:27,299	00:23,614	00:26,992		10:28:54
9	01:47,463	00:22,769	00:26,642	00:27,644	00:30,408	236,50	10:30:42
10	01:40,612	00:23,261	00:27,144	00:23,373	00:26,834	232,26	10:32:22
11	01:45,105	00:24,458	00:27,018	00:26,507	00:27,122	232,26	10:34:07
12	01:39,415	00:22,775	00:26,560	00:23,345	00:26,735	235,64	10:35:47
13	01:39,318	00:22,649	00:26,513	00:23,347	00:26,809	234,78	10:37:26
14	01:39,191	00:22,698	00:26,516	00:23,306	00:26,671	233,94	10:39:05
15	01:40,534	00:22,765	00:26,630	00:23,659	00:27,480	235,64	10:40:46

88	DUBLIN, Ian Robert MAS	Easyrace Team					
		P.Vmax: 32			T. Ideal: 01:44,228		
Lap	Time	Sector 1	Sector 2	Sector 3	Sector 4	V.Max	Hour
1	START	00:42,430	00:30,341	00:25,749	00:28,680		10:12:06
2	01:44,671	00:23,971	00:27,746	00:24,507	00:28,447	232,26	10:13:50
3	PIT	00:23,750	00:27,912	00:26,697	00:34,697	232,26	10:15:44
4	02:06,545	00:45,988	00:27,810	00:24,285	00:28,462		10:17:50

92	ROIG, Nil ESP	Gmfuel Vrc Team					
		P.Vmax: 9			T. Ideal: 01:37,990		
Lap	Time	Sector 1	Sector 2	Sector 3	Sector 4	V.Max	Hour
1	START	00:29,560	00:30,060	00:24,270	00:27,206		10:11:50
2	01:40,702	00:23,261	00:26,917	00:23,565	00:26,959	241,79	10:13:30
3	01:39,625	00:23,082	00:26,610	00:23,140	00:26,793	243,61	10:15:10
4	01:39,689	00:22,843	00:26,966	00:23,134	00:26,746	244,53	10:16:50
5	01:40,702	00:24,095	00:26,479	00:23,244	00:26,884	241,79	10:18:30
6	01:39,299	00:22,688	00:26,639	00:23,149	00:26,823	242,70	10:20:10
7	01:39,335	00:22,617	00:26,570	00:23,226	00:26,922	242,70	10:21:49
8	PIT	00:22,729	00:26,786	00:23,783	00:32,853	241,79	10:23:35
9	08:28,869	07:11,990	00:26,934	00:23,193	00:26,752		10:32:04
10	01:38,770	00:22,671	00:26,346	00:22,812	00:26,941	242,70	10:33:43
11	01:38,132	00:22,327	00:26,362	00:22,938	00:26,505	242,70	10:35:21
12	01:41,563	00:22,438	00:26,421	00:23,128	00:29,576	240,89	10:37:03
13	PIT	00:22,898	00:26,689	00:23,782	00:36,109	237,36	10:38:52
14	02:40,971	01:07,017	00:30,990	00:31,727	00:31,237		10:41:33





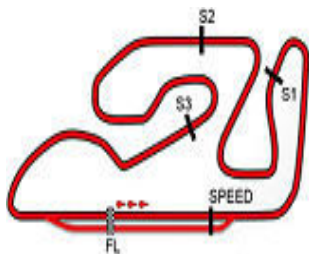
Circuit Ricardo Tormo

Cto. de ESPAÑA de SUPERBIKE 2022

ANALYSIS / SECTORS Ent. Cronometrado 1 Supersport NG

96		FIORE, Silvio		Offitec Racing Team			
SUI				P.Vmax: 25		T. Ideal: 01:42,195	
Lap	Time	Sector 1	Sector 2	Sector 3	Sector 4	V.Max	Hour
1	START	01:34,431	00:29,314	00:26,119	00:28,879		10:12:57
2	01:45,510	00:24,853	00:28,056	00:24,407	00:28,194	233,94	10:14:43
3	01:44,018	00:23,693	00:28,182	00:24,065	00:28,078	238,24	10:16:27
4	01:42,738	00:23,597	00:27,403	00:23,917	00:27,821	234,78	10:18:10
5	01:43,651	00:23,683	00:27,858	00:24,222	00:27,888	237,36	10:19:53
6	PIT	00:26,661	00:33,430	00:25,793	00:40,065	235,64	10:21:59
7	10:25,170	08:59,482	00:30,079	00:27,684	00:27,925		10:32:24
8	01:43,196	00:23,769	00:27,704	00:23,978	00:27,745	236,50	10:34:08
9	01:42,915	00:23,572	00:27,848	00:23,791	00:27,704	239,11	10:35:50
10	01:42,679	00:23,669	00:27,635	00:23,946	00:27,429	239,11	10:37:33
11	01:47,558	00:28,306	00:27,404	00:24,060	00:27,788	235,64	10:39:21
12	01:43,682	00:24,008	00:27,601	00:24,037	00:28,036	236,50	10:41:04





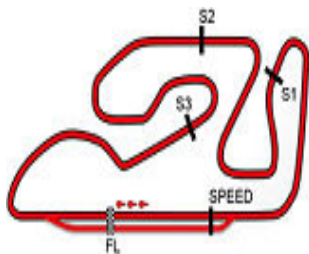
Circuit Ricardo Tormo

Cto. de ESPAÑA de SUPERBIKE 2022

Velocidades máximas Ent. Cronometrado 1 Supersport NG

Nombre	Equipo/Club	Vehículo	Mejores 5 velocidades máximas					Media	Max.
76 GIRAL, Julian	U. Arco Motorsport		250,2	248,3	247,3	247,3	246,4	247,9	250,2
83 KAWAKAMI, M. Yuji	Yamaha Ms Racing	YAMAHA	247,3	243,6	242,7	242,7	241,8	243,6	247,3
72 RUIZ, Yeray	Yamaha Ms Racing	YAMAHA	247,3	245,5	244,5	240,0	240,0	243,5	247,3
33 VALLE, Daniel	Kawasaki Palmeto Pl	KAWASAKI	246,4	245,5	245,5	243,6	243,6	244,9	246,4
19 DIAZ, Joan	I+Dent Racing Team	YAMAHA	246,4	246,4	243,6	243,6	242,7	244,5	246,4
24 GREGORIO, Matthieu	Tech Solutions	YAMAHA	245,5	244,5	244,5	242,7	242,7	244,0	245,5
38 RODRIGUEZ, Juan	Cuna Campeones	YAMAHA	245,5	241,8	240,9	240,9	240,0	241,8	245,5
37 GONZALEZ, Mauro	Sp57 Racing Team	YAMAHA	245,5	244,5	243,6	241,8	240,0	243,1	245,5
92 ROIG, Nil	Gmfuel Vrc Team	YAMAHA	244,5	243,6	242,7	242,7	242,7	243,2	244,5
36 KROEZE, Sander	Easyrace Team	YAMAHA	244,5	244,5	242,7	241,8	240,0	242,7	244,5
81 VIU, Aleix	Andotrans T. Torrent	YAMAHA	243,6	241,8	240,9	240,9	240,9	241,6	243,6
20 GARCIA, José J.	Mvagusta Forward J.		243,6	242,7	241,8	241,8	240,0	242,0	243,6
7 FERNANDEZ, Eric	Team Speed Racing	KAWASAKI	242,7	240,0	240,0	239,1	237,4	239,8	242,7
5 LAW, Mason	New2 Project	YAMAHA	241,8	239,1	239,1	238,2	237,4	239,1	241,8
54 BULIK, Michal	New2 Project	YAMAHA	241,8	240,9	240,0	240,0	239,1	240,4	241,8
43 JESPERSEN, Simon	SJ43	YAMAHA	241,8	240,0	240,0	239,1	239,1	240,0	241,8
2 VUGRINEC, Martin	Mdr Ferquest - Unior	YAMAHA	241,8	240,9	240,9	240,9	240,9	241,1	241,8
44 SAHIN, Baris	Offitec Racing Team	YAMAHA	240,9	240,9	240,0	240,0	240,0	240,4	240,9
10 DA SILVA, Pedro M.	Stand Os Putos R. T.	YAMAHA	240,9	240,0	240,0	240,0	240,0	240,2	240,9
4 TORRECILLAS, Carlos	Trt Team	YAMAHA	240,9	240,9	240,0	240,0	240,0	240,4	240,9
3 REHACEK, Filip	Skx Cardoso Racing	YAMAHA	240,9	239,1	238,2	238,2	234,8	238,3	240,9
86 MAYOR, Mario	Andotrans T. Torrent	YAMAHA	240,9	240,0	236,5	235,6	235,6	237,7	240,9
52 ERILL, Guillem	Deza - Box 77 Racing	KAWASAKI	240,0	240,0	240,0	239,1	238,2	239,5	240,0
22 ROBERTS, Brett	I+Dent Racing Team	YAMAHA	240,0	240,0	240,0	239,1	239,1	239,6	240,0
96 FIORE, Silvio	Offitec Racing Team	YAMAHA	239,1	239,1	238,2	237,4	236,5	238,1	239,1
21 PATOVA, Kimi	Yamaha Gv Stratots	YAMAHA	239,1	239,1	237,4	236,5	236,5	237,7	239,1
56 HENRY, Marius	Tech Solutions	YAMAHA	238,2	238,2	235,6	234,8	234,8	236,3	238,2
63 BRODERSEN, Alex C.	Sp57 Racing Team	YAMAHA	236,5	235,6	234,8	233,9	233,9	235,0	236,5
29 FELIPE, Enrique	Yamaha Gv Stratots	YAMAHA	236,5	236,5	236,5	235,6	233,9	235,8	236,5
40 ESCALERA, Aaron	Yamaha Gv Stratots	YAMAHA	235,6	231,4	231,4	231,4	230,6	232,1	235,6
11 SCHULTZ, Jared Karl	T. Monex Asap World	YAMAHA	235,6	234,8	233,9	233,9	233,1	234,3	235,6
88 DUBLIN, Ian Robert	Easyrace Team	YAMAHA	232,3	232,3				232,3	232,3
13 LOPEZ, Sergio	Deza-Box Racing Team	KAWASAKI	232,3	231,4	231,4	231,4	230,6	231,4	232,3
77 LEAL, Jesus	Andifer	YAMAHA	226,6	225,8	225,8	225,0	224,2	225,5	226,6





Circuit Ricardo Tormo

Cto. de ESPAÑA de SUPERBIKE 2022

Mejores vueltas Ent. Cronometrado 1 Supersport NG

Número	Nombre	Equipo/Club	Vehículo	Mejores vueltas					Media
				1	2	3	4	5	
72	RUIZ, Yeray	Yamaha Ms Racing	YAMAHA	01:36,335	01:36,693	01:36,836	01:38,138	01:38,276	01:37,255
81	VIU, Aleix	Andotrans T. Torrent	YAMAHA	01:36,907	01:37,079	01:37,220	01:37,270	01:37,620	01:37,219
83	KAWAKAMI, M. Yuji	Yamaha Ms Racing	YAMAHA	01:37,027	01:37,046	01:37,272	01:37,847	01:38,308	01:37,500
43	JESPERSEN, Simon	SJ43	YAMAHA	01:37,102	01:37,274	01:37,330	01:37,538	01:37,921	01:37,433
2	VUGRINEC, Martin	Mdr Ferquest - Unior	YAMAHA	01:37,263	01:37,295	01:37,392	01:37,508	01:37,630	01:37,417
20	GARCIA, José J.	Mvagusta Forward J.		01:37,448	01:37,493	01:37,598	01:37,716	01:38,222	01:37,695
76	GIRAL, Julian	U. Arco Motorsport		01:37,490	01:37,754	01:37,843	01:37,869	01:38,354	01:37,862
24	GREGORIO, Matthieu	Tech Solutions	YAMAHA	01:37,560	01:37,712	01:37,795	01:37,822	01:38,180	01:37,813
38	RODRIGUEZ, Juan	Cuna Campeones	YAMAHA	01:37,603	01:37,960	01:37,993	01:38,076	01:38,931	01:38,112
54	BULIK, Michal	New2 Project	YAMAHA	01:37,826	01:37,907	01:38,174	01:38,409	01:38,453	01:38,153
19	DIAZ, Joan	I+Dent Racing Team	YAMAHA	01:38,074	01:38,172	01:38,430	01:38,573	01:38,689	01:38,387
92	ROIG, Nil	Gmfuel Vrc Team	YAMAHA	01:38,132	01:38,770	01:39,299	01:39,335	01:39,625	01:39,032
33	VALLE, Daniel	Kawasaki Palmeto Pl	KAWASAKI	01:38,203	01:38,475	01:38,524	01:38,753	01:38,770	01:38,545
7	FERNANDEZ, Eric	Team Speed Racing	KAWASAKI	01:38,261	01:38,833	01:38,926	01:38,935	01:39,814	01:38,953
37	GONZALEZ, Mauro	Sp57 Racing Team	YAMAHA	01:38,319	01:38,538	01:38,775	01:38,848	01:38,881	01:38,672
36	KROEZE, Sander	Easyrace Team	YAMAHA	01:38,354	01:38,603	01:38,636	01:38,722	01:39,094	01:38,681
4	TORRECILLAS, Carlos	Trt Team	YAMAHA	01:38,371	01:38,415	01:38,497	01:39,240	01:39,416	01:38,787
11	SCHULTZ, Jared Karl	T. Monex Asap World	YAMAHA	01:38,487	01:38,566	01:38,592	01:38,669	01:39,132	01:38,689
5	LAW, Mason	New2 Project	YAMAHA	01:38,613	01:38,618	01:38,775	01:38,859	01:38,927	01:38,758
52	ERILL, Guillem	Deza - Box 77 Racing	KAWASAKI	01:38,624	01:38,765	01:38,856	01:39,838	01:41,135	01:39,443
22	ROBERTS, Brett	I+Dent Racing Team	YAMAHA	01:39,074	01:39,570	01:39,573	01:39,584	01:39,671	01:39,494
86	MAYOR, Mario	Andotrans T. Torrent	YAMAHA	01:39,191	01:39,277	01:39,318	01:39,415	01:39,643	01:39,368
40	ESCALERA, Aaron	Yamaha Gv Stratots	YAMAHA	01:39,267	01:39,272	01:39,379	01:39,380	01:39,680	01:39,395
21	PATOVA, Kimi	Yamaha Gv Stratots	YAMAHA	01:40,210	01:40,488	01:40,500	01:40,649	01:40,671	01:40,503
10	DA SILVA, Pedro M.	Stand Os Putos R. T.	YAMAHA	01:40,333	01:40,659	01:40,865	01:41,185	01:41,853	01:40,979
44	SAHIN, Baris	Offitec Racing Team	YAMAHA	01:40,697	01:41,075	01:41,098	01:41,662	01:41,806	01:41,267
63	BRODERSEN, Alex C.	Sp57 Racing Team	YAMAHA	01:41,385	01:41,460	01:41,582	01:41,703	01:41,903	01:41,606
3	REHACEK, Filip	Skx Cardoso Racing	YAMAHA	01:41,894	01:42,024	01:42,124	01:42,921	01:42,954	01:42,383
96	IORE, Silvio	Offitec Racing Team	YAMAHA	01:42,679	01:42,738	01:42,915	01:43,196	01:43,651	01:43,035
56	HENRY, Marius	Tech Solutions	YAMAHA	01:42,728	01:42,770	01:42,788	01:42,982	01:43,048	01:42,863
88	DUBLIN, Ian Robert	Easyrace Team	YAMAHA	01:44,671	02:06,545				01:55,608
13	LOPEZ, Sergio	Deza-Box Racing Team	KAWASAKI	01:44,889	01:45,584	01:45,874	01:46,319	01:46,369	01:45,807
29	FELIPE, Enrique	Yamaha Gv Stratots	YAMAHA	01:45,130	01:45,132	01:46,209	01:46,879	01:47,591	01:46,188
77	LEAL, Jesus	Andifer	YAMAHA	01:45,134	01:45,241	01:46,206	01:46,235	01:46,288	01:45,820

