

### Cto. de ESPAÑA de SUPERBIKE 2022

23-24 ABRIL 2022

Circuit Ricardo Tormo

Length: 4005 metros

#### Results

#### Ent. Libre 1 SBK Junior

Pos.	N.	Rider	Team	Motorcycle	Nat.	Best Lap	iL	Laps	Gap	Interval	Speed	Tyr.	Cat.
1	74	CONESA, Juan A.	Mtm Kawasaki	KAWASAKI	ESP	<b>01:47,027</b>	14	21			134,71	PI	K
2	26	OSUNA, Jose Manuel	Deza - Box 77 R. T.	KAWASAKI	ESP	01:47,354	8	16	00:00,327	00:00,327	134,3	PI	K
3	20	CORRAL, Javier	Arco-Motor U. Team	YAMAHA	ESP	01:47,445	5	13	00:00,418	00:00,091	134,19	PI	Y
4	55	CALATAYUD, Unai	Arco-Motor U. Team	YAMAHA	ESP	01:47,539	15	17	00:00,512	00:00,094	134,07	PI	Y
5	48	GARCIA, Julio	Esp Solutions Motap	KAWASAKI	ESP	01:47,562	14	18	00:00,535	00:00,023	134,04	PI	K
6	57	TORRES, Antonio	Deza - Box 77 R. T.	KAWASAKI	ESP	01:47,771	15	17	00:00,744	00:00,209	133,78	PI	K
7	56	MORILLAS, Dayron	Yamaha Ms Racing	YAMAHA	ESP	01:47,847	17	19	00:00,820	00:00,076	133,69	PI	Y
8	44	RODRIGUEZ, Adrian	Team Speed Racing	KAWASAKI	ESP	01:47,850	15	17	00:00,823	00:00,003	133,69	PI	K
9	91	JIMENEZ, Borja	Esp Solutions Motap	KAWASAKI	ESP	01:47,877	17	19	00:00,850	00:00,027	133,65	PI	K
10	79	GONÇALVES, Tomas M.	Quaresma Raceteam	KAWASAKI	POR	01:48,215	13	16	00:01,188	00:00,338	133,23	PI	K
11	51	URIOSTEGUI, Juan Pablo	Esp Solutions Motap	KAWASAKI	MEX	01:48,349	15	18	00:01,322	00:00,134	133,07	PI	K
12	71	BOLAÑO, Ivan	Gmfuel Vrc Team	KAWASAKI	ESP	01:48,380	17	19	00:01,353	00:00,031	133,03	PI	K
13	19	DELGADO, Adolfo	Italika Racing Vrt	YAMAHA	MEX	01:48,650	14	17	00:01,623	00:00,270	132,7	PI	J
14	61	DEL OLMO, Javier	Kawasaki PI Racing J	KAWASAKI	ESP	01:48,792	16	20	00:01,765	00:00,142	132,53	PI	K
15	2	RIVERA, Natalia	I+Dent Racing T. J.	YAMAHA	ESP	01:48,832	17	21	00:01,805	00:00,040	132,48	PI	Y
16	92	AZNAR, Joel	Team Speed Racing	KAWASAKI	ESP	01:49,230	16	16	00:02,203	00:00,398	132	PI	K
17	12	RUIZ, Francisco Javier	Team Racing Fran26	KAWASAKI	ESP	01:49,418	12	19	00:02,391	00:00,188	131,77	PI	K
18	58	RUIVINHO, Isaac	T. M.C. Loulé Concel	KAWASAKI	POR	01:49,744	16	16	00:02,717	00:00,326	131,38	PI	K
19	7	HERNANDO, Diego	I+Dent Racing T. J.	YAMAHA	ESP	01:49,863	6	6	00:02,836	00:00,119	131,24	PI	Y
20	22	MORA, Facundo Martin	Yamaha Ms Racing	YAMAHA	ESP	01:50,169	9	16	00:03,142	00:00,306	130,87	PI	Y
21	35	FLEMING, Varis	Brp Racing	KAWASAKI	AUS	01:50,290	12	21	00:03,263	00:00,121	130,73	PI	K
22	18	MUÑOZ, Ivan	Deza - Box 77 R. T.	KAWASAKI	ESP	01:50,473	15	17	00:03,446	00:00,183	130,51	PI	K
23	11	LIRA, Elmer Joel	Italika Racing Vrt	YAMAHA	CRC	01:50,574	9	19	00:03,547	00:00,101	130,39	PI	J
24	32	VALENTE, Rodrigo	Motap Racing Team	KAWASAKI	POR	01:50,690	16	18	00:03,663	00:00,116	130,26	PI	K
25	33	SANCHEZ, Gonzalo	ETG Racing	YAMAHA	ESP	01:50,724	16	19	00:03,697	00:00,034	130,22	PI	Y
26	23	RAPOSEIRAS, Jordi	Ilusioteam21	KAWASAKI	AND	01:51,084	10	18	00:04,057	00:00,360	129,79	PI	K
27	83	MADRIGAL, Astrid	Italika Racing Vrt	YAMAHA	MEX	01:51,800	3	13	00:04,773	00:00,716	128,96	PI	J
28	13	AVILES, Josue	I+Dent Racing T. J.	YAMAHA	ESP	01:52,200	4	5	00:05,173	00:00,400	128,5	PI	Y
29	76	CAPOTE, Gonçalo	Miguel Oliveira R. T	KAWASAKI	POR	01:52,945	6	15	00:05,918	00:00,745	127,66	PI	K
30	6	OCETE, Daniel	Ds Junior Team	YAMAHA	ESP	01:53,652	3	9	00:06,625	00:00,707	126,86	PI	J
31	64	GOMEZ, N. Leonel	Quaresma Race Team	KAWASAKI	ESP	01:54,588	16	18	00:07,561	00:00,936	125,82	PI	K

Circuit Ricardo Tormo

Final Official

Provisional Official

Length: 4005 m. Hour: 12:10

JURY:

C.of the Course:

C.Timekeeper:

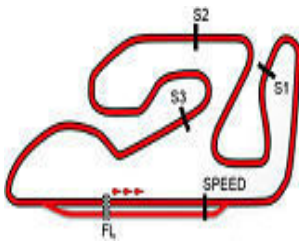
Hour:

Hour:

22/04/2022

Hour: 12:58:39





Circuit Ricardo Tormo

Cto. de ESPAÑA de SUPERBIKE 2022

ANALYSIS / SECTORS Ent. Libre 1 SBK Junior

Table for RIVERA, Natalia (ESP) at I+Dent Racing T. J. showing lap times and sector data for laps 1-21.

Table for OCETE, Daniel (ESP) at Ds Junior Team showing lap times and sector data for laps 1-9.

Table for HERNANDO, Diego (ESP) at I+Dent Racing T. J. showing lap times and sector data for laps 1-6.

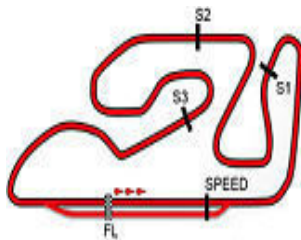
Table for LIRA, Elmer Joel (CRC) at Italika Racing Vrt showing lap times and sector data for laps 1-8.

Table for RUIZ, Francisco Javier (ESP) at Team Racing Fran26 showing lap times and sector data for laps 9-19.

Table for AVILES, Josue (ESP) at I+Dent Racing T. J. showing lap times and sector data for laps 12-19.

Table for MUÑOZ, Ivan (ESP) at Deza - Box 77 R. T. showing lap times and sector data for laps 13-18.





Circuit Ricardo Tormo

Cto. de ESPAÑA de SUPERBIKE 2022

ANALYSIS / SECTORS Ent. Libre 1 SBK Junior

13	03:26,015	02:00,948	00:29,025	00:25,524	<b>00:30,518</b>		12:43:24	13	01:57,963	00:26,359	00:30,895	00:28,897	00:31,812	168,31	12:40:29
14	01:50,753	00:25,908	00:28,881	00:25,313	00:30,651	177,53	12:45:15	14	01:54,381	00:26,411	00:29,715	00:26,147	00:32,108	169,19	12:42:24
15	<b>01:50,473</b>	<b>00:25,638</b>	00:28,840	00:25,277	00:30,718	178,51	12:47:05	15	01:54,812	00:26,571	00:29,895	00:26,046	00:32,300	164,89	12:44:18
16	01:51,145	00:25,684	00:28,874	00:25,629	00:30,958	177,53	12:48:57	16	PIT	00:26,886	00:31,398	00:27,574	00:39,345	164,47	12:46:24
17	01:50,936	00:26,481	<b>00:28,686</b>	<b>00:25,146</b>	00:30,623	178,51	12:50:47								

<b>19</b>	<b>DELGADO, Adolfo</b> MEX	Italika Racing Vrt					T. Ideal: 01:48,448
		P.Vmax: 13					
Lap Time	Sector 1	Sector 2	Sector 3	Sector 4	V.Max	Hour	
1	START	00:54,001	00:30,329	00:26,480	00:31,791		12:12:22
2	01:52,186	00:26,363	00:29,055	00:25,483	00:31,285	174,66	12:14:14
3	01:51,011	00:26,183	00:28,869	00:25,120	00:30,839	176,09	12:16:05
4	01:50,110	00:25,950	00:28,608	00:25,116	00:30,436	178,02	12:17:55
5	01:49,955	00:25,701	00:28,646	00:25,048	00:30,560	180,50	12:19:45
6	01:50,556	00:26,283	00:28,612	00:25,095	00:30,566	177,53	12:21:36
7	PIT	00:26,194	00:28,726	00:25,086	00:41,642	175,61	12:23:37
8	10:34,619	09:09,724	00:29,120	00:25,289	00:30,486		12:34:12
9	01:49,937	00:25,720	00:28,531	00:25,256	00:30,430	183,05	12:36:02
10	01:49,547	00:25,885	00:28,528	00:24,853	00:30,281	182,54	12:37:51
11	01:50,121	00:25,594	00:28,356	00:25,350	00:30,821	180,00	12:39:42
12	01:49,967	00:25,670	00:28,484	00:25,363	00:30,450	180,00	12:41:31
13	01:49,748	00:26,189	00:28,553	00:25,056	<b>00:29,950</b>	177,05	12:43:21
14	<b>01:48,650</b>	<b>00:25,390</b>	<b>00:28,330</b>	<b>00:24,778</b>	00:30,152	<b>183,57</b>	12:45:10
15	01:49,085	00:25,570	00:28,393	00:24,803	00:30,319	181,01	12:46:59
16	01:49,391	00:25,509	00:28,436	00:24,986	00:30,460	180,00	12:48:48
17	PIT	00:25,648	00:28,810	00:25,120	00:40,786	179,50	12:50:49

<b>23</b>	<b>RAPOSEIRAS, Jordi</b> AND	Ilusioteam21				T. Ideal: 01:50,484	
		P.Vmax: 25					
Lap Time	Sector 1	Sector 2	Sector 3	Sector 4	V.Max	Hour	
1	START	00:30,691	00:30,559	00:26,201	00:31,481		12:11:58
2	01:53,291	00:26,659	00:29,652	00:25,750	00:31,230	176,09	12:13:51
3	01:52,567	00:26,560	00:29,497	00:25,579	00:30,931	176,09	12:15:44
4	01:51,723	00:26,382	00:29,274	00:25,261	00:30,806	176,57	12:17:36
5	01:51,823	00:26,440	00:29,370	00:25,193	00:30,820	179,50	12:19:28
6	01:51,770	00:26,126	00:29,333	00:25,428	00:30,883	177,53	12:21:19
7	PIT	00:26,498	00:29,455	00:25,447	00:34,862	176,57	12:23:16
8	06:18,780	04:52,038	00:29,769	00:25,725	00:31,248		12:29:34
9	01:51,184	00:26,185	00:29,165	00:25,282	<b>00:30,552</b>	173,73	12:31:26
10	<b>01:51,084</b>	00:26,097	00:29,014	<b>00:25,191</b>	00:30,782	177,53	12:33:17
11	PIT	00:25,940	<b>00:28,952</b>	00:29,021	00:35,036	178,51	12:35:16
12	04:26,605	02:52,881	00:29,627	00:32,232	00:31,865		12:39:42
13	01:54,097	<b>00:25,789</b>	00:29,144	00:28,360	00:30,804	180,00	12:41:36
14	01:51,939	00:26,173	00:29,365	00:25,578	00:30,823	179,01	12:43:28
15	01:51,699	00:26,114	00:29,032	00:25,668	00:30,885	176,57	12:45:20
16	01:51,298	00:25,829	00:29,178	00:25,278	00:31,013	<b>180,50</b>	12:47:11
17	01:51,697	00:25,924	00:29,265	00:25,553	00:30,955	178,51	12:49:03
18	01:53,511	00:27,632	00:29,501	00:25,563	00:30,815	179,01	12:50:56

<b>20</b>	<b>CORRAL, Javier</b> ESP	Arco-Motor U. Team				T. Ideal: 01:46,936	
		P.Vmax: 11					
Lap Time	Sector 1	Sector 2	Sector 3	Sector 4	V.Max	Hour	
1	START	01:10,640	00:31,391	00:25,226	00:30,654		12:12:37
2	01:49,397	00:25,657	00:28,452	00:24,750	00:30,538	174,19	12:14:27
3	01:50,089	00:25,446	00:29,757	00:24,874	00:30,012	179,01	12:16:17
4	01:47,953	00:25,174	00:28,237	<b>00:24,458</b>	00:30,084	183,57	12:18:05
5	<b>01:47,445</b>	00:25,129	00:28,016	00:24,466	00:29,834	184,09	12:19:52
6	PIT	00:26,334	00:29,695	00:28,447	00:37,522	178,51	12:21:54
7	10:24,736	08:51,960	00:30,045	00:29,339	00:33,392		12:32:19
8	01:49,626	00:25,191	00:28,450	00:25,108	00:30,877	180,00	12:34:08
9	01:52,727	<b>00:24,974</b>	<b>00:27,835</b>	00:29,194	00:30,724	182,54	12:36:01
10	01:47,467	00:25,030	00:28,061	00:24,707	<b>00:29,669</b>	182,02	12:37:49
11	PIT	00:25,115	01:22,734	00:30,881	00:35,953	<b>184,62</b>	12:40:43
12	07:57,268	06:32,193	00:29,223	00:25,164	00:30,688		12:48:41
13	PIT	00:25,108	00:28,403	00:24,929	00:38,185	180,00	12:50:37

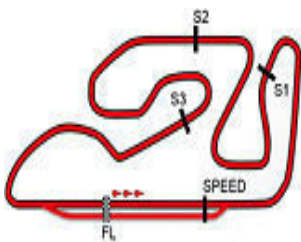
<b>26</b>	<b>OSUNA, Jose Manuel</b> ESP	Deza - Box 77 R. T.				T. Ideal: 01:46,908	
		P.Vmax: 6					
Lap Time	Sector 1	Sector 2	Sector 3	Sector 4	V.Max	Hour	
1	START	01:23,691	00:29,372	00:25,233	00:30,425		12:12:48
2	01:49,986	00:25,483	00:28,857	00:25,164	00:30,482	179,50	12:14:38
3	01:48,710	00:25,367	00:28,306	00:25,025	00:30,012	178,02	12:16:27
4	01:56,062	00:30,008	00:28,850	00:24,957	00:32,247	180,00	12:18:23
5	01:48,420	00:25,239	00:28,336	00:24,791	00:30,054	183,57	12:20:11
6	PIT	00:25,306	00:28,327	00:25,051	00:37,034	176,09	12:22:07
7	08:22,968	06:59,870	00:28,480	00:24,819	00:29,799		12:30:30
8	<b>01:47,354</b>	00:24,989	00:28,100	00:24,588	<b>00:29,677</b>	176,09	12:32:17
9	01:51,633	00:25,209	00:28,296	00:28,258	00:29,870	175,14	12:34:09
10	01:49,160	<b>00:24,882</b>	<b>00:27,823</b>	00:24,978	00:31,477	<b>185,14</b>	12:35:58
11	01:53,670	00:25,155	00:28,295	00:30,257	00:29,963	182,02	12:37:52
12	01:47,609	00:25,006	00:28,217	<b>00:24,526</b>	00:29,860	183,57	12:39:39
13	PIT	00:27,947	00:28,654	00:24,972	00:36,497	184,09	12:41:37
14	05:11,595	03:48,003	00:28,577	00:24,831	00:30,184		12:46:49
15	01:47,976	00:25,257	00:28,071	00:24,664	00:29,984	179,01	12:48:37
16	01:47,622	00:25,093	00:28,081	00:24,604	00:29,844	179,01	12:50:24

<b>22</b>	<b>MORA, Facundo Martin</b> ESP	Yamaha Ms Racing				T. Ideal: 01:49,827	
		P.Vmax: 20					
Lap Time	Sector 1	Sector 2	Sector 3	Sector 4	V.Max	Hour	
1	START	00:33,250	00:30,560	00:26,950	00:31,388		12:12:01
2	01:52,397	00:26,234	00:29,773	00:25,512	00:30,878	175,61	12:13:54
3	01:50,729	00:25,913	00:29,144	<b>00:25,125</b>	00:30,547	178,02	12:15:44
4	01:50,264	00:25,739	00:28,846	00:25,247	00:30,432	<b>181,01</b>	12:17:35
5	01:50,967	00:25,866	00:29,308	00:25,248	00:30,545	180,50	12:19:26
6	02:14,453	<b>00:25,616</b>	00:28,791	00:48,496	00:31,550	177,05	12:21:40
7	01:50,566	00:25,665	00:28,931	00:25,391	00:30,579	177,05	12:23:31
8	01:50,334	00:25,680	<b>00:28,774</b>	00:25,204	00:30,676	179,01	12:25:21
9	<b>01:50,169</b>	00:25,817	00:28,833	00:25,207	<b>00:30,312</b>	176,57	12:27:11
10	01:50,458	00:25,702	00:28,878	00:25,315	00:30,563	178,02	12:29:02
11	PIT	00:28,349	00:31,002	00:26,981	00:39,733	175,61	12:31:08
12	07:23,470	05:39,070	00:29,812	00:38,837	00:35,751		12:38:31

<b>32</b>	<b>VALENTE, Rodrigo</b> POR	Motap Racing Team				T. Ideal: 01:50,331	
		P.Vmax: 15					
Lap Time	Sector 1	Sector 2	Sector 3	Sector 4	V.Max	Hour	
1	START	01:42,970	00:29,822	00:25,705	00:31,217		12:13:09
2	01:52,413	00:26,388	00:29,152	00:25,885	00:30,988	178,51	12:15:01
3	01:51,508	00:26,197	00:29,057	00:25,650	00:30,604	178,51	12:16:53
4	01:52,381	00:26,411	00:29,766	00:25,713	00:30,491	180,00	12:18:45
5	01:52,105	00:26,680	00:29,110	00:25,579	00:30,736	182,54	12:20:37
6	01:51,393	00:26,073	00:28,915	00:25,804	00:30,601	179,50	12:22:29
7	01:51,002	00:26,088	00:29,115	00:25,426	<b>00:30,373</b>	179,01	12:24:20
8	01:51,574	00:26,097	00:29,417	00:25,463	00:30,597	180,50	12:26:11
9	PIT	00:26,311	00:29,076	00:25,422	00:37,598	177,53	12:28:10







Circuit Ricardo Tormo

Cto. de ESPAÑA de SUPERBIKE 2022

ANALYSIS / SECTORS Ent. Libre 1 SBK Junior

10	07:57,805	06:31,379	00:29,951	00:25,848	00:30,627		12:36:08
11	01:51,586	00:26,304	00:29,250	00:25,486	00:30,546	180,00	12:37:59
12	01:51,534	00:26,151	00:28,948	00:25,575	00:30,860	<b>183,05</b>	12:39:51
13	01:53,952	00:25,930	00:28,764	<b>00:25,344</b>	00:33,914	182,54	12:41:45
14	01:51,762	00:26,089	00:28,994	00:25,424	00:31,255	178,51	12:43:36
15	01:51,090	00:26,007	00:28,883	00:25,595	00:30,605	179,50	12:45:27
16	<b>01:50,690</b>	00:25,934	00:28,942	00:25,373	00:30,441	181,51	12:47:18
17	01:50,759	00:25,916	<b>00:28,756</b>	00:25,398	00:30,689	<b>183,05</b>	12:49:09
18	01:50,833	<b>00:25,858</b>	00:28,900	00:25,437	00:30,638	181,51	12:51:00

<b>33</b>	<b>SANCHEZ, Gonzalo</b>	ETG Racing					
	ESP	P.Vmax: 15		T. Ideal: 01:50,217			
Lap	Time	Sector 1	Sector 2	Sector 3	Sector 4	V.Max	Hour
1	START	01:24,250	00:29,811	00:25,552	00:31,148		12:12:50
2	01:51,728	00:26,400	00:29,280	00:25,204	00:30,844	174,19	12:14:42
3	01:51,470	00:26,093	00:28,962	00:25,470	00:30,945	174,66	12:16:33
4	01:51,743	00:26,317	00:29,147	00:25,431	00:30,848	175,61	12:18:25
5	01:51,123	00:26,137	00:29,082	00:25,239	00:30,665	177,05	12:20:16
6	01:51,556	00:25,997	<b>00:28,868</b>	00:25,284	00:31,407	176,09	12:22:08
7	01:50,980	00:26,111	00:29,046	00:25,201	00:30,622	175,14	12:23:59
8	PIT	00:26,657	00:30,513	00:27,091	00:38,227	174,19	12:26:01
9	06:12,628	04:45,854	00:29,890	00:25,729	00:31,155		12:32:14
10	02:00,169	00:31,980	00:32,009	00:25,438	00:30,742	173,26	12:34:14
11	01:50,910	00:25,805	00:29,100	00:25,486	00:30,519	180,00	12:36:05
12	01:51,163	00:25,946	00:29,166	00:25,248	00:30,803	180,00	12:37:56
13	01:51,621	00:26,123	00:29,104	00:25,511	00:30,883	179,01	12:39:48
14	01:51,321	00:25,801	00:29,371	00:25,310	00:30,839	176,57	12:41:39
15	01:51,366	00:26,308	00:29,178	00:25,304	00:30,576	177,05	12:43:30
16	<b>01:50,724</b>	00:25,988	00:28,921	00:25,338	<b>00:30,477</b>	176,57	12:45:21
17	01:50,868	00:26,066	00:29,122	<b>00:25,162</b>	00:30,518	180,50	12:47:12
18	01:51,385	<b>00:25,710</b>	00:28,968	00:25,706	00:31,001	180,50	12:49:03
19	01:50,950	00:25,928	00:28,964	00:25,222	00:30,836	<b>183,05</b>	12:50:54

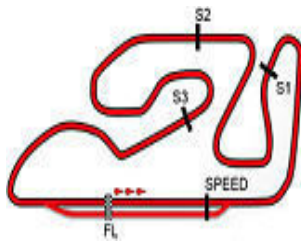
<b>35</b>	<b>FLEMING, Varis</b>	Brp Racing					
	AUS	P.Vmax: 20		T. Ideal: 01:50,057			
Lap	Time	Sector 1	Sector 2	Sector 3	Sector 4	V.Max	Hour
1	START	00:33,580	00:30,630	00:27,661	00:32,041		12:12:03
2	01:53,241	00:26,312	00:29,842	00:25,944	00:31,143	180,50	12:13:56
3	01:53,947	00:26,327	00:30,252	00:26,203	00:31,165	176,57	12:15:50
4	01:52,885	00:25,991	00:29,549	00:25,993	00:31,352	179,01	12:17:43
5	01:51,379	00:26,112	00:29,013	00:25,416	00:30,838	178,02	12:19:35
6	PIT	00:26,450	00:29,468	00:25,860	00:38,465	174,66	12:21:35
7	03:07,447	01:39,188	00:30,434	00:26,473	00:31,352		12:24:42
8	01:51,899	00:26,206	00:29,217	00:25,519	00:30,957	175,14	12:26:34
9	01:51,524	00:25,903	00:28,871	00:25,574	00:31,176	175,61	12:28:26
10	01:51,567	00:26,068	00:29,004	00:25,619	00:30,876	173,73	12:30:17
11	01:50,681	00:26,061	00:28,821	00:25,279	00:30,520	173,26	12:32:08
12	<b>01:50,290</b>	00:25,830	00:28,825	00:25,200	00:30,435	174,66	12:33:58
13	01:50,534	00:25,872	00:28,854	00:25,210	00:30,598	177,53	12:35:49
14	01:50,461	<b>00:25,761</b>	00:28,812	00:25,313	00:30,575	176,09	12:37:39
15	01:51,048	00:25,807	00:28,800	00:25,698	00:30,743	176,09	12:39:30
16	01:50,529	00:25,864	<b>00:28,746</b>	00:25,271	00:30,648	175,61	12:41:21
17	01:53,244	00:27,256	00:29,349	00:25,489	00:31,150	176,09	12:43:14
18	01:50,842	00:26,046	00:28,942	00:25,438	<b>00:30,416</b>	174,66	12:45:05
19	01:50,411	00:25,842	00:28,791	<b>00:25,134</b>	00:30,644	175,61	12:46:55
20	01:54,661	00:27,427	00:30,106	00:26,164	00:30,964	177,05	12:48:50
21	01:51,039	00:25,933	00:28,892	00:25,337	00:30,877	178,51	12:50:41

<b>44</b>	<b>RODRIGUEZ, Adrian</b>	Team Speed Racing					
	ESP	P.Vmax: 3		T. Ideal: 01:47,850			
Lap	Time	Sector 1	Sector 2	Sector 3	Sector 4	V.Max	Hour
1	START	01:49,050	00:29,168	00:25,095	00:30,407		12:13:13
2	01:49,616	00:25,644	00:28,775	00:24,786	00:30,411	177,05	12:15:03
3	01:49,258	00:25,534	00:28,595	00:24,795	00:30,334	178,02	12:16:52
4	02:04,331	00:30,569	00:33,123	00:29,701	00:30,938	176,57	12:18:56
5	01:49,128	00:25,595	00:28,471	00:24,769	00:30,293	177,05	12:20:45
6	01:48,768	00:25,525	00:28,430	00:24,750	00:30,063	177,53	12:22:34
7	01:50,985	00:26,087	00:30,059	00:24,805	00:30,034	178,02	12:24:25
8	01:48,788	00:25,328	00:28,373	00:25,004	00:30,083	180,00	12:26:14
9	PIT	00:27,081	00:29,972	00:29,281	00:33,582	180,00	12:28:14
10	09:06,074	07:41,495	00:28,990	00:25,096	00:30,493		12:37:20
11	01:49,147	00:25,598	00:28,442	00:24,764	00:30,343	178,51	12:39:09
12	01:49,031	00:25,429	00:28,412	00:24,723	00:30,467	178,02	12:40:58
13	PIT	00:25,672	00:28,693	00:28,161	00:35,807	178,51	12:42:56
14	02:12,504	00:47,390	00:28,522	00:25,847	00:30,745		12:45:09
15	<b>01:47,850</b>	<b>00:25,197</b>	<b>00:28,142</b>	<b>00:24,481</b>	<b>00:30,030</b>	182,54	12:46:57
16	01:55,954	00:26,478	00:29,925	00:28,034	00:31,517	180,50	12:48:53
17	01:52,186	00:25,243	00:28,317	00:27,456	00:31,170	<b>187,28</b>	12:50:45

<b>48</b>	<b>GARCIA, Julio</b>	Esp Solutions Motap					
	ESP	P.Vmax: 15		T. Ideal: 01:47,431			
Lap	Time	Sector 1	Sector 2	Sector 3	Sector 4	V.Max	Hour
1	START	01:47,931	00:29,544	00:25,208	00:30,665		12:13:13
2	02:04,024	00:26,938	00:30,138	00:36,015	00:30,933	177,05	12:15:17
3	01:49,055	00:25,614	00:28,462	00:24,983	00:29,996	176,09	12:17:06
4	01:48,752	00:25,507	00:28,354	00:24,819	00:30,072	178,02	12:18:54
5	01:53,832	00:25,490	00:28,220	00:28,321	00:31,801	177,53	12:20:48
6	01:48,032	00:25,422	00:28,087	00:24,691	00:29,832	177,53	12:22:36
7	01:48,146	00:25,301	00:28,126	00:24,753	00:29,966	178,51	12:24:24
8	01:55,475	00:25,334	00:30,152	00:29,228	00:30,761	178,02	12:26:20
9	PIT	00:25,600	00:28,463	00:24,931	00:36,978	177,53	12:28:16
10	08:58,666	07:35,088	00:28,665	00:24,900	00:30,013		12:37:15
11	01:48,249	00:25,313	00:28,188	00:24,682	00:30,066	177,53	12:39:03
12	01:47,874	00:25,262	00:28,085	00:24,627	00:29,900	177,05	12:40:51
13	01:47,756	<b>00:25,105</b>	00:28,057	00:24,632	00:29,962	<b>183,05</b>	12:42:38
14	<b>01:47,562</b>	00:25,220	00:28,064	<b>00:24,482</b>	<b>00:29,796</b>	177,05	12:44:26
15	01:50,390	00:26,349	00:29,106	00:24,818	00:30,117	178,02	12:46:16
16	01:48,070	00:25,369	00:28,081	00:24,671	00:29,949	178,02	12:48:04
17	01:47,943	00:25,234	<b>00:28,048</b>	00:24,642	00:30,019	179,01	12:49:52
18	01:54,149	00:26,940	00:30,816	00:25,939	00:30,454	178,02	12:51:47

<b>51</b>	<b>URIOSTEGUI, Juan Pablo</b>	Esp Solutions Motap					
	MEX	P.Vmax: 5		T. Ideal: 01:47,766			
Lap	Time	Sector 1	Sector 2	Sector 3	Sector 4	V.Max	Hour
1	START	01:48,331	00:29,974	00:25,644	00:30,951		12:13:14
2	01:50,488	00:25,782	00:29,068	00:25,043	00:30,595	176,57	12:15:05
3	01:49,739	00:25,665	00:28,744	00:25,022	00:30,308	176,57	12:16:54
4	01:50,319	00:26,067	00:28,674	00:25,077	00:30,501	178,51	12:18:45
5	01:49,281	00:25,707	00:28,380	00:24,963	00:30,231	177,53	12:20:34
6	01:49,307	00:25,525	00:28,523	00:24,893	00:30,366	179,50	12:22:23
7	01:49,208	00:25,492	00:28,364	00:25,101	00:30,251	178,02	12:24:12
8	PIT	00:29,691	00:31,378	00:28,510	00:35,903	177,05	12:26:18
9	07:41,646	06:09,907	00:31,379	00:29,493	00:30,867		12:34:00
10	01:56,000	00:25,355	00:28,427	00:30,695	00:31,523	178,51	12:35:56
11	01:54,181	00:28,560	<b>00:28,178</b>	00:26,125	00:31,318	176,57	12:37:50
12	01:49,884	00:25,538	00:28,575	00:25,261	00:30,510	177,53	12:39:40





**Circuit Ricardo Tormo**

23-24 ABRIL 2022

**Circuit Ricardo Tormo**

**Cto. de ESPAÑA de SUPERBIKE 2022**

**ANALYSIS / SECTORS Ent. Libre 1 SBK Junior**

13	01:48,905	00:25,273	00:28,679	00:24,811	00:30,142	182,54	12:41:29	6	01:49,044	00:25,608	00:28,338	00:25,062	00:30,036	177,05	12:22:01
14	01:48,612	00:25,335	00:28,249	00:24,878	00:30,150	179,50	12:43:17	7	PIT	00:25,691	00:28,772	00:25,244	00:38,042	176,09	12:23:59
15	<b>01:48,349</b>	00:25,515	00:28,203	<b>00:24,780</b>	00:29,851	177,53	12:45:06	8	07:45,673	06:02,186	00:38,652	00:33,079	00:31,756		12:31:45
16	01:51,314	00:25,358	00:28,797	00:27,593	<b>00:29,566</b>	180,00	12:46:57	9	01:51,077	00:26,187	00:28,786	00:25,548	00:30,556	174,66	12:33:36
17	01:49,501	00:25,339	00:28,594	00:25,006	00:30,562	<b>185,67</b>	12:48:46	10	PIT	00:30,567	00:34,769	00:32,373	00:44,795	177,53	12:35:58
18	01:48,445	<b>00:25,242</b>	00:28,282	00:24,788	00:30,133	181,01	12:50:35	11	03:44,260	02:19,387	00:29,116	00:25,316	00:30,441		12:39:43

<b>55</b>		<b>CALATAYUD, Unai</b>	Arco-Motor U. Team				
ESP			P.Vmax: 15		T. Ideal: 01:47,295		
Lap	Time	Sector 1	Sector 2	Sector 3	Sector 4	V.Max	Hour
1	START	01:10,300	00:31,490	00:25,236	00:30,759		12:12:37
2	01:49,349	00:25,586	00:28,482	00:24,683	00:30,598	173,73	12:14:26
3	01:49,230	00:25,381	00:28,759	00:24,747	00:30,343	176,09	12:16:16
4	01:48,439	00:25,300	00:28,250	00:24,493	00:30,396	175,61	12:18:04
5	01:48,007	00:25,159	00:28,196	00:24,449	00:30,203	177,05	12:19:52
6	PIT	00:25,959	00:30,284	00:28,700	00:37,596	178,02	12:21:55
7	10:24,314	08:51,650	00:30,050	00:29,549	00:33,065		12:32:19
8	01:48,833	00:25,237	00:28,320	00:24,762	00:30,514	179,50	12:34:08
9	01:51,050	00:25,109	<b>00:28,059</b>	00:27,443	00:30,439	177,05	12:35:59
10	01:51,182	<b>00:24,992</b>	00:28,131	00:28,173	00:29,886	179,01	12:37:50
11	01:49,076	00:25,474	00:28,382	00:25,075	00:30,145	182,02	12:39:39
12	01:52,479	00:25,497	00:29,175	00:27,751	00:30,056	178,02	12:41:31
13	01:49,034	00:25,572	00:28,643	00:24,796	00:30,023	180,00	12:43:21
14	01:47,732	00:25,208	00:28,215	00:24,462	<b>00:29,847</b>	177,05	12:45:08
15	<b>01:47,539</b>	00:25,126	00:28,110	<b>00:24,397</b>	00:29,906	178,02	12:46:56
16	01:56,260	00:25,399	00:30,316	00:28,032	00:32,513	179,50	12:48:52
17	01:51,363	00:25,215	00:28,582	00:27,442	00:30,124	<b>183,05</b>	12:50:43

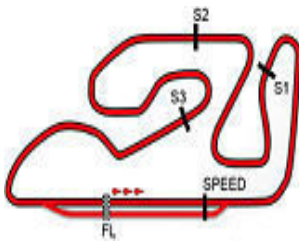
<b>58</b>		<b>RUIVINHO, Isaac</b>	T. M.C. Loulé Concel				
POR			P.Vmax: 1		T. Ideal: 01:49,695		
Lap	Time	Sector 1	Sector 2	Sector 3	Sector 4	V.Max	Hour
1	START	00:32,370	00:30,961	00:26,070	00:31,290		12:12:00
2	01:51,779	00:26,188	00:29,351	00:25,623	00:30,617	179,50	12:13:52
3	01:50,871	00:25,842	00:28,736	00:25,269	00:31,024	<b>187,83</b>	12:15:43
4	01:51,036	00:26,103	00:28,919	00:25,357	00:30,657	182,02	12:17:34
5	PIT	00:30,418	00:30,776	00:28,624	00:39,853	175,61	12:19:43
6	05:19,959	03:40,694	00:34,716	00:33,064	00:31,485		12:25:03
7	01:50,277	00:26,074	<b>00:28,714</b>	00:25,247	00:30,242	184,62	12:26:53
8	PIT	00:48,160	00:30,928	00:26,645	00:37,605	177,53	12:29:17
9	08:40,939	07:14,655	00:29,901	00:25,739	00:30,644		12:37:58
10	01:50,666	00:25,779	00:28,782	00:25,244	00:30,861	186,74	12:39:48
11	01:52,696	00:25,840	00:28,846	00:26,417	00:31,593	181,51	12:41:41
12	01:50,909	00:26,086	00:28,906	00:25,521	00:30,396	183,05	12:43:32
13	01:50,396	00:25,953	00:28,888	00:25,346	00:30,209	178,51	12:45:22
14	01:54,111	00:28,776	00:29,431	00:25,472	00:30,432	183,05	12:47:17
15	01:50,184	00:25,764	00:28,780	00:25,227	00:30,413	182,54	12:49:07
16	<b>01:49,744</b>	<b>00:25,703</b>	00:28,763	<b>00:25,119</b>	<b>00:30,159</b>	182,54	12:50:56

<b>56</b>		<b>MORILLAS, Dayron</b>	Yamaha Ms Racing				
ESP			P.Vmax: 6		T. Ideal: 01:47,811		
Lap	Time	Sector 1	Sector 2	Sector 3	Sector 4	V.Max	Hour
1	START	00:44,651	00:44,400	00:26,027	00:30,958		12:12:25
2	01:50,747	00:26,042	00:28,898	00:25,165	00:30,642	174,66	12:14:16
3	01:49,123	00:25,697	00:28,364	00:24,931	00:30,131	178,02	12:16:05
4	01:49,195	00:25,549	00:28,624	00:24,812	00:30,210	183,05	12:17:54
5	01:49,227	00:25,532	00:28,501	00:24,867	00:30,327	180,50	12:19:44
6	02:05,823	00:35,426	00:30,064	00:28,812	00:31,521	177,53	12:21:49
7	PIT	00:25,524	00:29,289	00:25,968	00:35,518	176,57	12:23:46
8	07:28,435	05:32,880	00:30,213	00:42,334	00:43,008		12:31:14
9	01:50,003	00:25,964	00:28,953	00:24,991	00:30,095	174,19	12:33:04
10	01:51,799	00:28,045	00:28,792	00:24,886	00:30,076	179,50	12:34:56
11	01:48,952	00:25,505	00:28,481	00:24,796	00:30,170	181,51	12:36:45
12	01:48,702	00:25,475	00:28,393	00:24,828	00:30,006	181,01	12:38:34
13	01:52,795	00:25,515	00:28,915	00:28,085	00:30,280	181,51	12:40:26
14	01:48,516	00:25,415	00:28,409	00:24,770	00:29,922	182,54	12:42:15
15	01:48,432	00:25,490	00:28,412	00:24,685	00:29,845	181,51	12:44:03
16	01:48,031	00:25,439	<b>00:28,179</b>	<b>00:24,589</b>	00:29,824	181,01	12:45:51
17	<b>01:47,847</b>	<b>00:25,297</b>	00:28,192	00:24,612	<b>00:29,746</b>	<b>185,14</b>	12:47:39
18	01:48,763	00:25,333	00:28,368	00:24,856	00:30,206	<b>185,14</b>	12:49:28
19	01:58,476	00:29,598	00:30,788	00:26,956	00:31,134	180,00	12:51:26

<b>61</b>		<b>DEL OLMO, Javier</b>	Kawasaki PI Racing J				
ESP			P.Vmax: 11		T. Ideal: 01:48,494		
Lap	Time	Sector 1	Sector 2	Sector 3	Sector 4	V.Max	Hour
1	START	00:31,651	00:29,920	00:30,790	00:32,045		12:12:04
2	01:51,958	00:26,120	00:29,384	00:25,597	00:30,857	182,54	12:13:56
3	01:51,061	00:26,173	00:28,777	00:25,486	00:30,625	179,01	12:15:47
4	01:49,864	00:25,941	00:28,604	00:25,068	00:30,251	179,50	12:17:36
5	01:50,341	00:25,968	00:28,720	00:25,086	00:30,567	183,57	12:19:27
6	01:50,453	00:25,976	00:28,738	00:25,155	00:30,584	178,02	12:21:17
7	01:54,476	00:25,629	00:30,043	00:28,446	00:30,358	179,01	12:23:12
8	01:49,253	00:25,651	00:28,523	00:25,029	00:30,050	179,01	12:25:01
9	PIT	00:25,607	00:28,540	00:26,703	00:37,316	180,50	12:26:59
10	05:28,790	03:59,939	00:29,507	00:28,719	00:30,625		12:32:28
11	01:52,680	00:27,581	00:29,095	00:25,432	00:30,572	179,01	12:34:21
12	01:49,827	00:25,674	00:28,563	00:25,101	00:30,489	180,50	12:36:10
13	01:49,014	00:25,613	00:28,425	00:24,968	00:30,008	179,50	12:37:59
14	01:49,949	00:25,872	00:28,930	<b>00:24,794</b>	00:30,353	183,57	12:39:49
15	01:49,995	00:25,639	<b>00:28,319</b>	00:25,845	00:30,192	<b>184,62</b>	12:41:39
16	<b>01:48,792</b>	<b>00:25,481</b>	00:28,507	00:24,904	<b>00:29,900</b>	182,02	12:43:28
17	01:49,281	00:25,672	00:28,645	00:24,960	00:30,004	180,50	12:45:18
18	01:48,899	00:25,531	00:28,324	00:24,945	00:30,099	182,02	12:47:06
19	01:50,503	00:25,566	00:28,332	00:25,333	00:31,272	183,05	12:48:57
20	01:49,057	00:25,615	00:28,460	00:24,973	00:30,009	183,57	12:50:46

<b>57</b>		<b>TORRES, Antonio</b>	Deza - Box 77 R. T,				
ESP			P.Vmax: 4		T. Ideal: 01:47,771		
Lap	Time	Sector 1	Sector 2	Sector 3	Sector 4	V.Max	Hour
1	START	01:21,531	00:30,000	00:25,642	00:30,922		12:12:47
2	01:50,855	00:25,894	00:28,979	00:25,514	00:30,468	177,53	12:14:38
3	01:49,052	00:25,498	00:28,357	00:25,053	00:30,144	182,02	12:16:27
4	01:55,404	00:26,034	00:28,678	00:28,944	00:31,748	180,00	12:18:23
5	01:49,831	00:25,845	00:28,714	00:25,027	00:30,245	178,02	12:20:12





Circuit Ricardo Tormo

Cto. de ESPAÑA de SUPERBIKE 2022

ANALYSIS / SECTORS Ent. Libre 1 SBK Junior

64		GOMEZ, N. Leonel		Quaresma Race Team			
ESP				P.Vmax: 27 T. Ideal: 01:53,995			
Lap	Time	Sector 1	Sector 2	Sector 3	Sector 4	V.Max	Hour
1	START	00:45,931	00:33,680	00:27,600	00:32,969		12:12:19
2	01:56,654	00:27,379	00:30,352	00:26,617	00:32,306	171,88	12:14:16
3	01:54,731	00:26,618	00:30,010	00:26,098	00:32,005	179,01	12:16:11
4	01:55,404	00:26,788	00:29,810	00:26,063	00:32,743	177,05	12:18:06
5	01:54,854	00:26,666	00:29,742	00:26,068	00:32,378	176,57	12:20:01
6	01:54,600	00:26,833	00:29,743	00:26,156	00:31,868	175,14	12:21:56
7	PIT	00:26,942	00:32,409	00:28,238	00:38,185	174,66	12:24:01
8	03:51,462	02:22,047	00:30,575	00:26,503	00:32,337		12:27:53
9	01:54,677	00:27,009	00:29,779	00:25,946	00:31,943	173,73	12:29:48
10	01:54,675	00:26,816	00:29,623	00:26,099	00:32,137	173,73	12:31:42
11	01:55,298	00:26,786	00:30,004	00:26,296	00:32,212	173,73	12:33:38
12	PIT	00:27,342	00:32,198	00:28,614	00:37,727	178,02	12:35:43
13	05:58,349	04:28,310	00:31,031	00:26,562	00:32,446		12:41:42
14	01:55,236	00:26,722	00:30,300	00:25,886	00:32,328	178,02	12:43:37
15	01:54,605	00:26,733	00:29,888	00:26,092	00:31,892	176,57	12:45:32
16	01:54,588	00:26,731	00:29,850	00:26,029	00:31,978	177,05	12:47:26
17	01:54,609	00:26,702	00:29,777	00:25,975	00:32,155	175,14	12:49:21
18	01:54,997	00:26,861	00:29,755	00:26,223	00:32,158	174,66	12:51:16

71		BOLAÑO, Ivan		Gmfuel Vrc Team			
ESP				P.Vmax: 13 T. Ideal: 01:48,240			
Lap	Time	Sector 1	Sector 2	Sector 3	Sector 4	V.Max	Hour
1	START	00:29,571	00:30,009	00:25,711	00:30,832		12:11:55
2	01:51,280	00:26,152	00:29,118	00:25,248	00:30,762	176,57	12:13:47
3	PIT	00:26,211	00:29,194	00:25,183	00:34,877	176,09	12:15:42
4	07:28,821	06:03,594	00:29,359	00:25,185	00:30,683		12:23:11
5	01:49,655	00:25,813	00:28,563	00:24,878	00:30,401	176,09	12:25:01
6	01:49,962	00:25,731	00:28,801	00:24,944	00:30,486	177,05	12:26:51
7	01:49,471	00:25,917	00:28,541	00:24,646	00:30,367	177,05	12:28:40
8	01:49,251	00:25,662	00:28,522	00:24,899	00:30,168	177,53	12:30:29
9	01:48,885	00:25,781	00:28,369	00:24,673	00:30,062	177,53	12:32:18
10	01:50,297	00:25,494	00:28,701	00:24,935	00:31,167	180,00	12:34:08
11	01:49,116	00:25,690	00:28,285	00:24,872	00:30,269	183,05	12:35:58
12	01:52,214	00:25,889	00:28,384	00:26,429	00:31,512	177,53	12:37:50
13	01:49,858	00:25,454	00:28,527	00:25,172	00:30,705	178,02	12:39:40
14	01:53,298	00:25,549	00:29,013	00:28,297	00:30,439	183,57	12:41:33
15	01:49,263	00:25,744	00:28,556	00:24,976	00:29,987	182,02	12:43:22
16	01:48,632	00:25,550	00:28,350	00:24,677	00:30,055	182,02	12:45:11
17	01:48,380	00:25,420	00:28,417	00:24,645	00:29,898	181,01	12:46:59
18	01:52,591	00:25,570	00:28,338	00:25,454	00:33,229	180,50	12:48:52
19	01:48,797	00:25,412	00:28,420	00:24,825	00:30,140	181,51	12:50:41

74		CONESA, Juan A.		Mtm Kawasaki			
ESP				P.Vmax: 6 T. Ideal: 01:46,700			
Lap	Time	Sector 1	Sector 2	Sector 3	Sector 4	V.Max	Hour
1	START	00:28,360	00:28,561	00:24,850	00:30,099		12:11:51
2	01:48,401	00:25,330	00:28,171	00:24,864	00:30,036	176,09	12:13:39
3	01:48,357	00:25,371	00:28,021	00:24,908	00:30,057	174,66	12:15:28
4	01:48,559	00:25,457	00:28,192	00:24,955	00:29,955	176,09	12:17:16
5	01:48,300	00:25,238	00:28,183	00:24,828	00:30,051	177,53	12:19:05
6	01:48,038	00:25,337	00:27,976	00:24,727	00:29,998	176,57	12:20:53
7	PIT	00:25,579	00:28,374	00:25,496	00:37,334	177,53	12:22:50
8	04:01,372	02:38,491	00:28,450	00:24,800	00:29,631		12:26:51
9	01:47,535	00:25,233	00:28,031	00:24,617	00:29,654	180,50	12:28:38
10	01:47,610	00:25,219	00:27,830	00:24,576	00:29,985	177,05	12:30:26

11	01:54,364	00:25,322	00:27,829	00:30,656	00:30,557	175,61	12:32:20
12	01:47,872	00:25,131	00:27,976	00:24,442	00:30,323	180,50	12:34:08
13	01:53,056	00:24,967	00:27,780	00:29,668	00:30,641	182,54	12:36:01
14	01:47,027	00:25,112	00:27,772	00:24,375	00:29,768	185,14	12:37:48
15	01:47,264	00:25,150	00:27,744	00:24,599	00:29,771	177,53	12:39:36
16	01:47,660	00:25,193	00:27,974	00:24,627	00:29,866	178,02	12:41:23
17	01:54,635	00:31,575	00:28,565	00:24,774	00:29,721	179,01	12:43:18
18	01:53,819	00:25,247	00:27,916	00:30,895	00:29,761	180,00	12:45:12
19	01:48,516	00:25,240	00:28,702	00:24,960	00:29,614	185,14	12:47:00
20	01:50,963	00:25,236	00:27,921	00:26,574	00:31,232	182,02	12:48:51
21	01:51,936	00:25,106	00:31,098	00:25,677	00:30,055	181,51	12:50:43

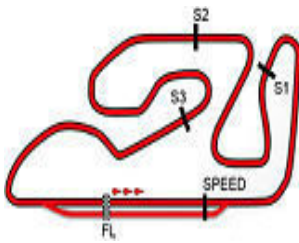
76		CAPOTE, Gonçalo		Miguel Oliveira R. T			
POR				P.Vmax: 28 T. Ideal: 01:52,452			
Lap	Time	Sector 1	Sector 2	Sector 3	Sector 4	V.Max	Hour
1	PIT	00:32,610	00:31,280	00:27,031	00:41,167		12:12:11
2	02:35,130	01:07,055	00:30,036	00:26,041	00:31,998		12:14:46
3	01:54,851	00:27,164	00:29,793	00:26,025	00:31,869	169,19	12:16:41
4	01:56,686	00:28,338	00:30,445	00:25,681	00:32,222	170,53	12:18:38
5	01:54,213	00:26,978	00:29,745	00:25,730	00:31,760	173,26	12:20:32
6	01:52,945	00:26,547	00:29,303	00:25,885	00:31,210	171,88	12:22:25
7	01:53,731	00:26,772	00:29,502	00:25,940	00:31,517	171,88	12:24:19
8	01:53,261	00:26,853	00:29,592	00:25,646	00:31,170	170,08	12:26:12
9	01:53,321	00:26,704	00:29,581	00:25,712	00:31,324	172,34	12:28:05
10	01:54,006	00:26,867	00:29,493	00:25,964	00:31,682	169,63	12:29:59
11	01:52,983	00:26,449	00:29,412	00:25,534	00:31,588	170,98	12:31:52
12	PIT	00:27,375	00:30,217	00:26,375	00:36,287	169,63	12:33:53
13	09:33,921	08:07,168	00:29,539	00:25,675	00:31,539		12:43:27
14	01:53,343	00:27,037	00:29,499	00:25,530	00:31,277	170,98	12:45:20
15	PIT	00:26,863	00:29,359	01:16,798	00:45,617	176,57	12:48:19

79		GONÇALVES, Tomas M.		Quaresma Raceteam			
POR				P.Vmax: 6 T. Ideal: 01:47,703			
Lap	Time	Sector 1	Sector 2	Sector 3	Sector 4	V.Max	Hour
1	START	01:11,848	00:30,572	00:25,335	00:30,685		12:12:38
2	01:49,603	00:25,857	00:28,538	00:24,946	00:30,262	175,61	12:14:27
3	01:48,774	00:25,481	00:28,221	00:24,863	00:30,209	179,50	12:16:16
4	01:50,102	00:26,560	00:28,375	00:25,011	00:30,156	180,50	12:18:06
5	01:51,117	00:25,509	00:28,343	00:24,808	00:32,457	180,00	12:19:57
6	PIT	00:25,763	00:28,541	00:26,387	00:37,955	175,14	12:21:56
7	04:17,102	02:46,603	00:31,116	00:25,091	00:34,292		12:26:13
8	01:56,669	00:25,548	00:32,354	00:28,532	00:30,235	178,51	12:28:10
9	01:49,121	00:25,488	00:28,286	00:24,954	00:30,393	178,02	12:29:59
10	PIT	00:25,606	00:28,182	00:24,792	00:34,896	176,09	12:31:52
11	09:41,554	08:13,224	00:28,590	00:29,187	00:30,553		12:41:34
12	01:48,966	00:25,559	00:28,739	00:24,799	00:29,869	181,51	12:43:23
13	01:48,215	00:25,285	00:28,090	00:25,116	00:29,724	182,02	12:45:11
14	01:48,316	00:25,478	00:28,341	00:24,638	00:29,859	185,14	12:46:59
15	01:52,773	00:26,287	00:28,056	00:26,625	00:31,805	185,14	12:48:52
16	01:48,539	00:25,565	00:28,155	00:24,724	00:30,095	182,02	12:50:41

83		MADRIGAL, Astrid		Italika Racing Vrt			
MEX				P.Vmax: 28 T. Ideal: 01:50,757			
Lap	Time	Sector 1	Sector 2	Sector 3	Sector 4	V.Max	Hour
1	START	00:54,401	00:30,089	00:26,480	00:31,764		12:12:22
2	01:52,117	00:26,467	00:28,967	00:25,537	00:31,146	176,57	12:14:14
3	01:51,800	00:26,800	00:28,953	00:25,575	00:30,472	176,57	12:16:06
4	PIT	00:26,047	01:44,782	00:32,587	00:43,004	176,09	12:19:32
5	09:02,425	07:34,909	00:30,128	00:25,855	00:31,533		12:28:35







Circuit Ricardo Tormo

Cto. de ESPAÑA de SUPERBIKE 2022

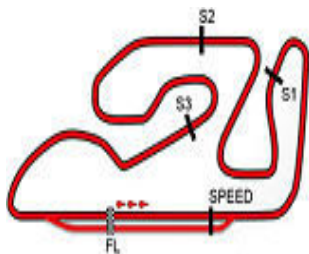
ANALYSIS / SECTORS Ent. Libre 1 SBK Junior

6	01:52,627	00:26,640	00:29,150	00:25,458	00:31,379	169,63	12:30:27
7	PIT	00:26,860	00:29,102	00:25,676	00:36,689	172,80	12:32:26
8	08:24,669	06:56,953	00:29,609	00:26,337	00:31,770		12:40:50
9	01:53,257	00:26,477	00:29,787	00:25,771	00:31,222	172,80	12:42:44
10	01:52,750	00:26,754	00:29,388	00:25,577	00:31,031	170,98	12:44:36
11	01:51,865	00:26,285	00:29,045	<b>00:25,373</b>	00:31,162	172,80	12:46:28
12	01:51,897	00:26,354	<b>00:28,865</b>	00:25,549	00:31,129	172,34	12:48:20
13	01:52,387	00:26,146	00:29,191	00:25,461	00:31,589	172,80	12:50:12

91	JIMENEZ, Borja	Esp Solutions Motap					
	ESP	P.Vmax: 20 T. Ideal: 01:47,812					
Lap	Time	Sector 1	Sector 2	Sector 3	Sector 4	V.Max	Hour
1	START	01:41,550	00:29,349	00:25,315	00:31,109		12:13:07
2	01:50,626	00:26,062	00:28,822	00:25,107	00:30,635	173,26	12:14:57
3	01:49,914	00:25,906	00:28,639	00:25,077	00:30,292	174,66	12:16:47
4	01:50,273	00:25,696	00:28,545	00:24,987	00:31,045	176,57	12:18:37
5	01:49,445	00:25,596	00:28,720	00:24,877	00:30,252	<b>181,01</b>	12:20:27
6	01:49,246	00:25,763	00:28,458	00:24,926	00:30,099	176,09	12:22:16
7	PIT	00:25,715	00:28,640	00:26,794	00:39,216	176,09	12:24:16
8	06:55,402	05:27,138	00:30,065	00:25,965	00:32,234		12:31:12
9	01:49,622	00:25,799	00:28,456	00:25,117	00:30,250	173,73	12:33:01
10	01:52,972	00:28,744	00:28,754	00:25,156	00:30,318	177,05	12:34:54
11	01:48,943	00:25,642	00:28,382	00:24,836	00:30,083	178,02	12:36:43
12	01:48,590	00:25,475	00:28,358	00:24,759	00:29,998	177,53	12:38:32
13	01:52,719	00:25,997	00:30,186	00:26,259	00:30,277	180,00	12:40:25
14	01:48,312	00:25,289	00:28,288	00:24,724	00:30,011	180,00	12:42:13
15	01:49,528	00:25,491	00:29,055	00:24,964	00:30,018	179,01	12:44:02
16	01:48,426	00:25,457	00:28,279	00:24,697	00:29,993	177,05	12:45:51
17	<b>01:47,877</b>	00:25,336	<b>00:28,189</b>	<b>00:24,559</b>	<b>00:29,793</b>	180,00	12:47:39
18	01:50,792	00:27,271	00:28,498	00:24,959	00:30,064	180,00	12:49:30
19	01:48,533	<b>00:25,271</b>	00:28,379	00:24,645	00:30,238	180,00	12:51:18

92	AZNAR, Joel	Team Speed Racing					
	ESP	P.Vmax: 20 T. Ideal: 01:49,230					
Lap	Time	Sector 1	Sector 2	Sector 3	Sector 4	V.Max	Hour
1	START	01:26,091	00:31,202	00:26,342	00:32,465		12:12:55
2	01:54,562	00:27,010	00:29,959	00:25,914	00:31,679	173,26	12:14:50
3	01:54,023	00:27,149	00:29,687	00:25,791	00:31,396	173,73	12:16:44
4	01:53,186	00:26,524	00:29,572	00:25,570	00:31,520	175,14	12:18:37
5	01:54,682	00:27,948	00:29,916	00:25,788	00:31,030	174,19	12:20:32
6	01:51,833	00:26,141	00:29,155	00:25,456	00:31,081	174,19	12:22:24
7	PIT	00:29,542	00:29,903	00:25,551	00:38,377	178,51	12:24:27
8	11:32,777	10:00,104	00:30,157	00:30,876	00:31,640		12:36:00
9	01:58,118	00:31,574	00:29,925	00:25,467	00:31,152	176,57	12:37:58
10	01:51,055	00:26,106	00:29,074	00:25,023	00:30,852	177,05	12:39:49
11	01:51,123	00:25,689	00:28,774	00:26,068	00:30,592	<b>181,01</b>	12:41:40
12	01:54,226	00:28,778	00:29,598	00:25,133	00:30,717	180,50	12:43:34
13	01:50,128	00:25,749	00:28,822	00:25,026	00:30,531	176,57	12:45:24
14	01:50,135	00:25,740	00:28,750	00:25,049	00:30,596	180,00	12:47:15
15	01:50,376	00:25,784	00:28,659	00:25,232	00:30,701	178,02	12:49:05
16	<b>01:49,230</b>	<b>00:25,414</b>	<b>00:28,507</b>	<b>00:24,853</b>	<b>00:30,456</b>	180,00	12:50:54





Circuit Ricardo Tormo

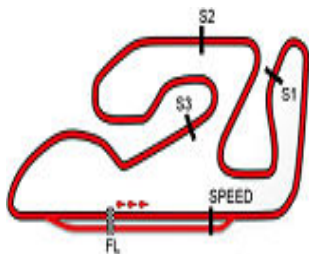
Cto. de ESPAÑA de SUPERBIKE 2022

Velocidades máximas Ent. Libre 1 SBK Junior

Nombre	Equipo/Club	Vehículo	Mejores 5 velocidades máximas					Media	Max.
11 LIRA, Elmer Joel	Italika Racing Vrt	YAMAHA	187,8	183,6	183,6	182,5	182,0	183,9	187,8
58 RUIVINHO, Isaac	T. M.C. Loulé Concel	KAWASAKI	187,8	186,7	184,6	183,1	183,1	185,1	187,8
44 RODRIGUEZ, Adrian	Team Speed Racing	KAWASAKI	187,3	182,5	180,5	180,0	180,0	182,1	187,3
57 TORRES, Antonio	Deza - Box 77 R. T.	KAWASAKI	186,2	185,7	183,6	183,1	182,5	184,2	186,2
51 URIOSTEGUI, Juan Pablo	Esp Solutions Motap	KAWASAKI	185,7	182,5	181,0	180,0	179,5	181,7	185,7
79 GONÇALVES, Tomas M.	Quaresma Raceteam	KAWASAKI	185,1	185,1	182,0	182,0	181,5	183,2	185,1
74 CONESA, Juan A.	Mtm Kawasaki	KAWASAKI	185,1	185,1	182,5	182,0	181,5	183,3	185,1
56 MORILLAS, Dayron	Yamaha Ms Racing	YAMAHA	185,1	185,1	183,1	182,5	181,5	183,5	185,1
26 OSUNA, Jose Manuel	Deza - Box 77 R. T.	KAWASAKI	185,1	184,1	183,6	183,6	182,0	183,7	185,1
2 RIVERA, Natalia	I+Dent Racing T. J.	YAMAHA	185,1	184,1	183,6	183,6	182,0	183,7	185,1
61 DEL OLMO, Javier	Kawasaki PI Racing J	KAWASAKI	184,6	183,6	183,6	183,6	183,1	183,7	184,6
20 CORRAL, Javier	Arco-Motor U. Team	YAMAHA	184,6	184,1	183,6	182,5	182,0	183,4	184,6
71 BOLAÑO, Ivan	Gmfuel Vrc Team	KAWASAKI	183,6	183,1	182,0	182,0	181,5	182,4	183,6
19 DELGADO, Adolfo	Italika Racing Vrt	YAMAHA	183,6	183,1	182,5	181,0	180,5	182,1	183,6
33 SANCHEZ,Gonzalo	ETG Racing	YAMAHA	183,1	180,5	180,5	180,0	180,0	180,8	183,1
55 CALATAYUD, Unai	Arco-Motor U. Team	YAMAHA	183,1	182,0	180,0	179,5	179,5	180,8	183,1
32 VALENTE, Rodrigo	Motap Racing Team	KAWASAKI	183,1	183,1	182,5	182,5	181,5	182,5	183,1
48 GARCIA, Julio	Esp Solutions Motap	KAWASAKI	183,1	179,0	178,5	178,0	178,0	179,3	183,1
13 AVILES, Josue	I+Dent Racing T. J.	YAMAHA	182,0	179,5	179,0	177,0		179,4	182,0
12 RUIZ, Francisco Javier	Team Racing Fran26	KAWASAKI	181,0	180,5	179,5	179,0	179,0	179,8	181,0
92 AZNAR, Joel	Team Speed Racing	KAWASAKI	181,0	180,5	180,0	180,0	178,5	180,0	181,0
91 JIMENEZ, Borja	Esp Solutions Motap	KAWASAKI	181,0	180,0	180,0	180,0	180,0	180,2	181,0
22 MORA, Facundo Martin	Yamaha Ms Racing	YAMAHA	181,0	180,5	179,0	178,0	178,0	179,3	181,0
35 FLEMING, Varis	Brp Racing	KAWASAKI	180,5	179,0	178,5	178,0	177,5	178,7	180,5
23 RAPOSEIRAS, Jordi	Ilusioteam21	KAWASAKI	180,5	180,0	179,5	179,0	179,0	179,6	180,5
18 MUÑOZ, Ivan	Deza - Box 77 R. T.	KAWASAKI	179,5	179,0	178,5	178,5	178,0	178,7	179,5
64 GOMEZ, N. Leonel	Quaresma Race Team	KAWASAKI	179,0	178,0	178,0	177,0	177,0	177,8	179,0
83 MADRIGAL, Astrid	Italika Racing Vrt	YAMAHA	176,6	176,6	176,1	172,8	172,8	175,0	176,6
76 CAPOTE, Gonçalo	Miguel Oliveira R. T	KAWASAKI	176,6	173,3	172,3	171,9	171,9	173,2	176,6
7 HERNANDO, Diego	I+Dent Racing T. J.	YAMAHA	175,1	174,2	173,7	173,3	172,3	173,7	175,1
6 OCETE, Daniel	Ds Junior Team	YAMAHA	165,3	164,1	163,2	162,8	162,0	163,5	165,3







Circuit Ricardo Tormo

Cto. de ESPAÑA de SUPERBIKE 2022

Mejores vueltas Ent. Libre 1 SBK Junior

Número	Nombre	Equipo/Club	Vehículo	Mejores vueltas					Media
				1	2	3	4	5	
74	CONESA, Juan A.	Mtm Kawasaki	KAWASAKI	01:47,027	01:47,264	01:47,535	01:47,610	01:47,660	01:47,419
26	OSUNA, Jose Manuel	Deza - Box 77 R. T.	KAWASAKI	01:47,354	01:47,609	01:47,622	01:47,976	01:48,420	01:47,796
20	CORRAL, Javier	Arco-Motor U. Team	YAMAHA	01:47,445	01:47,467	01:47,953	01:49,397	01:49,626	01:48,377
55	CALATAYUD, Unai	Arco-Motor U. Team	YAMAHA	01:47,539	01:47,732	01:48,007	01:48,439	01:48,833	01:48,110
48	GARCIA, Julio	Esp Solutions Motap	KAWASAKI	01:47,562	01:47,756	01:47,874	01:47,943	01:48,032	01:47,833
57	TORRES, Antonio	Deza - Box 77 R. T.	KAWASAKI	01:47,771	01:48,159	01:48,929	01:49,044	01:49,052	01:48,591
56	MORILLAS, Dayron	Yamaha Ms Racing	YAMAHA	01:47,847	01:48,031	01:48,432	01:48,516	01:48,702	01:48,305
44	RODRIGUEZ, Adrian	Team Speed Racing	KAWASAKI	01:47,850	01:48,768	01:48,788	01:49,031	01:49,128	01:48,713
91	JIMENEZ, Borja	Esp Solutions Motap	KAWASAKI	01:47,877	01:48,312	01:48,426	01:48,533	01:48,590	01:48,347
79	GONÇALVES, Tomas M.	Quaresma Raceteam	KAWASAKI	01:48,215	01:48,316	01:48,539	01:48,774	01:48,966	01:48,562
51	URIOSTEGUI, Juan Pablo	Esp Solutions Motap	KAWASAKI	01:48,349	01:48,445	01:48,612	01:48,905	01:49,208	01:48,703
71	BOLAÑO, Ivan	Gmfuel Vrc Team	KAWASAKI	01:48,380	01:48,632	01:48,797	01:48,885	01:49,116	01:48,762
19	DELGADO, Adolfo	Italika Racing Vrt	YAMAHA	01:48,650	01:49,085	01:49,391	01:49,547	01:49,748	01:49,284
61	DEL OLMO, Javier	Kawasaki PI Racing J	KAWASAKI	01:48,792	01:48,899	01:49,014	01:49,057	01:49,253	01:49,003
2	RIVERA, Natalia	I+Dent Racing T. J.	YAMAHA	01:48,832	01:49,112	01:49,396	01:49,467	01:49,544	01:49,270
92	AZNAR, Joel	Team Speed Racing	KAWASAKI	01:49,230	01:50,128	01:50,135	01:50,376	01:51,055	01:50,184
12	RUIZ, Francisco Javier	Team Racing Fran26	KAWASAKI	01:49,418	01:49,921	01:49,993	01:50,002	01:50,028	01:49,872
58	RUIVINHO, Isaac	T. M.C. Loulé Concel	KAWASAKI	01:49,744	01:50,184	01:50,277	01:50,396	01:50,666	01:50,253
7	HERNANDO, Diego	I+Dent Racing T. J.	YAMAHA	01:49,863	01:50,791	01:50,914	01:50,992	01:51,469	01:50,805
22	MORA, Facundo Martin	Yamaha Ms Racing	YAMAHA	01:50,169	01:50,264	01:50,334	01:50,458	01:50,566	01:50,358
35	FLEMING, Varis	Brp Racing	KAWASAKI	01:50,290	01:50,411	01:50,461	01:50,529	01:50,534	01:50,445
18	MUÑOZ, Ivan	Deza - Box 77 R. T.	KAWASAKI	01:50,473	01:50,753	01:50,790	01:50,936	01:50,939	01:50,778
11	LIRA, Elmer Joel	Italika Racing Vrt	YAMAHA	01:50,574	01:50,830	01:51,040	01:51,759	01:51,790	01:51,198
32	VALENTE, Rodrigo	Motap Racing Team	KAWASAKI	01:50,690	01:50,759	01:50,833	01:51,002	01:51,090	01:50,874
33	SANCHEZ, Gonzalo	ETG Racing	YAMAHA	01:50,724	01:50,868	01:50,910	01:50,950	01:50,980	01:50,886
23	RAPOSEIRAS, Jordi	Ilusioteam21	KAWASAKI	01:51,084	01:51,184	01:51,298	01:51,697	01:51,699	01:51,392
83	MADRIGAL, Astrid	Italika Racing Vrt	YAMAHA	01:51,800	01:51,865	01:51,897	01:52,117	01:52,387	01:52,013
13	AVILES, Josue	I+Dent Racing T. J.	YAMAHA	01:52,200	01:52,227	01:54,113	01:56,353		01:53,723
76	CAPOTE, Gonçalo	Miguel Oliveira R. T	KAWASAKI	01:52,945	01:52,983	01:53,261	01:53,321	01:53,343	01:53,170
6	OCETE, Daniel	Ds Junior Team	YAMAHA	01:53,652	01:54,376	01:56,704	01:57,536	02:01,986	01:56,850
64	GOMEZ, N. Leonel	Quaresma Race Team	KAWASAKI	01:54,588	01:54,600	01:54,605	01:54,609	01:54,675	01:54,615

