

### Cto. de ESPAÑA de SUPERBIKE 2022

23-24 ABRIL 2022

Circuit Ricardo Tormo

Length: 4005 metros

#### Results

#### Ent. Cronometrado 1

#### SBK Junior

Pos.	N.	Rider	Team	Motorcycle	Nat.	Best Lap	iL	Laps	Gap	Interval	Speed	Tyr.	Cat.
1	74	CONESA, Juan A.	Mtm Kawasaki	KAWASAKI	ESP	<b>01:47,268</b>	10	12			134,41	PI	K
2	91	JIMENEZ, Borja	Esp Solutions Motap	KAWASAKI	ESP	01:47,367	13	13	00:00,099	00:00,099	134,29	PI	K
3	44	RODRIGUEZ, Adrian	Team Speed Racing	KAWASAKI	ESP	01:47,581	14	14	00:00,313	00:00,214	134,02	PI	K
4	48	GARCIA, Julio	Esp Solutions Motap	KAWASAKI	ESP	01:47,598	12	12	00:00,330	00:00,017	134	PI	K
5	55	CALATAYUD, Unai	Arco-Motor U. Team	YAMAHA	ESP	01:47,863	8	10	00:00,595	00:00,265	133,67	PI	Y
6	56	MORILLAS, Dayron	Yamaha Ms Racing	YAMAHA	ESP	01:47,921	11	11	00:00,653	00:00,058	133,6	PI	Y
7	79	GONÇALVES, Tomas M.	Quaresma Raceteam	KAWASAKI	POR	01:47,957	3	8	00:00,689	00:00,036	133,55	PI	K
8	26	OSUNA, Jose Manuel	Deza - Box 77 R. T.	KAWASAKI	ESP	01:47,968	7	12	00:00,700	00:00,011	133,54	PI	K
9	57	TORRES, Antonio	Deza - Box 77 R. T.	KAWASAKI	ESP	01:48,045	13	13	00:00,777	00:00,077	133,44	PI	K
10	20	CORRAL, Javier	Arco-Motor U. Team	YAMAHA	ESP	01:48,125	9	10	00:00,857	00:00,080	133,35	PI	Y
11	71	BOLAÑO, Ivan	Gmfuel Vrc Team	KAWASAKI	ESP	01:48,298	10	13	00:01,030	00:00,173	133,13	PI	K
12	2	RIVERA, Natalia	I+Dent Racing T. J.	YAMAHA	ESP	01:49,060	13	14	00:01,792	00:00,762	132,2	PI	Y
13	12	RUIZ, Francisco Javier	Team Racing Fran26	KAWASAKI	ESP	01:49,181	13	13	00:01,913	00:00,121	132,06	PI	K
14	51	URIOSTEGUI, Juan Pablo	Esp Solutions Motap	KAWASAKI	MEX	01:49,256	5	14	00:01,988	00:00,075	131,97	PI	K
15	22	MORA, Facundo Martin	Yamaha Ms Racing	YAMAHA	ESP	01:49,432	3	11	00:02,164	00:00,176	131,75	PI	Y
16	58	RUIVINHO, Isaac	T. M.C. Loulé Concel	KAWASAKI	POR	01:49,668	5	11	00:02,400	00:00,236	131,47	PI	K
17	7	HERNANDO, Diego	I+Dent Racing T. J.	YAMAHA	ESP	01:49,792	13	14	00:02,524	00:00,124	131,32	PI	Y
18	61	DEL OLMO, Javier	Kawasaki PI Racing J	KAWASAKI	ESP	01:49,793	12	12	00:02,525	00:00,001	131,32	PI	K
19	92	AZNAR, Joel	Team Speed Racing	KAWASAKI	ESP	01:50,174	11	11	00:02,906	00:00,381	130,87	PI	K
20	83	MADRIGAL, Astrid	Italika Racing Vrt	YAMAHA	MEX	01:50,217	13	13	00:02,949	00:00,043	130,81	PI	J
21	11	LIRA, Elmer Joel	Italika Racing Vrt	YAMAHA	CRC	01:50,244	12	13	00:02,976	00:00,027	130,78	PI	J
22	19	DELGADO, Adolfo	Italika Racing Vrt	YAMAHA	MEX	01:50,306	12	12	00:03,038	00:00,062	130,71	PI	J
23	32	VALENTE, Rodrigo	Motap Racing Team	KAWASAKI	POR	01:50,576	14	14	00:03,308	00:00,270	130,39	PI	K
24	18	MUÑOZ, Ivan	Deza - Box 77 R. T.	KAWASAKI	ESP	01:50,807	3	13	00:03,539	00:00,231	130,12	PI	K
25	23	RAPOSEIRAS, Jordi	Ilusioteam21	KAWASAKI	AND	01:50,913	9	12	00:03,645	00:00,106	129,99	PI	K
26	33	SANCHEZ, Gonzalo	ETG Racing	YAMAHA	ESP	01:50,926	11	13	00:03,658	00:00,013	129,98	PI	Y
27	35	FLEMING, Varis	Brp Racing	KAWASAKI	AUS	01:51,277	13	13	00:04,009	00:00,351	129,57	PI	K
28	76	CAPOTE, Gonçalo	Miguel Oliveira R. T	KAWASAKI	POR	01:52,711	9	12	00:05,443	00:01,434	127,92	PI	K
29	64	GOMEZ, N. Leonel	Quaresma Race Team	KAWASAKI	ESP	01:52,906	10	10	00:05,638	00:00,195	127,7	PI	K
30	13	AVILES, Josue	I+Dent Racing T. J.	YAMAHA	ESP	01:55,529	5	9	00:08,261	00:02,623	124,8	PI	Y

Time to clas. 02:00,140

Circuit Ricardo Tormo

Final Official

Provisional Official

Length: 4005 m. Hour: 11:30

JURY:

Hour:

C.of the Course:

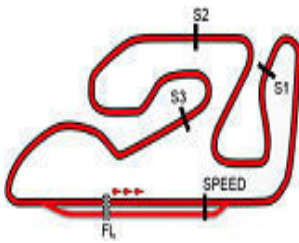
Hour:

23/04/2022

C.Timekeeper:

Hour:





Circuit Ricardo Tormo

Cto. de ESPAÑA de SUPERBIKE 2022

ANALYSIS / SECTORS Ent. Cronometrado 1 SBK Junior

2		RIVERA, Natalia		I+Dent Racing T. J.			
Lap Time		Sector 1	Sector 2	Sector 3	Sector 4	V.Max	Hour
1 START		00:48,491	00:30,040	00:26,300	00:30,742		11:32:14
2 01:51,353		00:26,159	00:29,544	00:25,272	00:30,378	180,50	11:34:06
3 01:49,853		00:25,806	00:28,723	<b>00:24,708</b>	00:30,616	181,01	11:35:56
4 01:49,840		00:25,562	00:28,818	00:24,983	00:30,477	178,51	11:37:45
5 01:50,849		00:25,730	00:29,253	00:25,196	00:30,670	178,02	11:39:36
6 01:50,687		00:26,181	00:28,898	00:24,834	00:30,774	179,01	11:41:27
7 01:50,969		<b>00:25,300</b>	00:28,785	00:26,133	00:30,751	184,09	11:43:18
8 01:50,063		00:25,456	00:28,982	00:24,949	00:30,676	183,05	11:45:08
9 01:51,748		00:26,048	00:28,770	00:25,709	00:31,221	<b>186,74</b>	11:47:00
10 NULL		00:27,330	00:29,346	00:25,374	00:30,590	181,01	11:48:52
11 01:51,006		00:26,226	00:28,754	00:25,544	00:30,482	185,14	11:50:43
12 01:53,062		00:26,452	00:29,643	00:26,435	00:30,532	185,67	11:52:36
13 <b>01:49,060</b>		00:25,677	<b>00:28,558</b>	00:24,745	00:30,080	181,51	11:54:25
14 01:49,309		00:25,604	00:28,831	00:24,865	<b>00:30,009</b>	179,50	11:56:15

7		HERNANDO, Diego		I+Dent Racing T. J.			
Lap Time		Sector 1	Sector 2	Sector 3	Sector 4	V.Max	Hour
1 START		00:50,271	00:30,250	00:26,320	00:30,567		11:32:16
2 01:51,007		00:26,322	00:28,944	00:25,064	00:30,677	182,02	11:34:07
3 01:50,727		00:26,153	00:28,807	00:25,204	00:30,563	178,51	11:35:58
4 NULL		00:26,099	00:29,059	00:25,541	00:31,050	176,57	11:37:50
5 01:50,235		00:26,237	00:29,019	<b>00:24,852</b>	00:30,127	180,00	11:39:40
6 NULL		00:25,941	00:28,819	00:25,197	00:30,959	<b>182,54</b>	11:41:31
7 NULL		00:26,102	00:28,653	00:25,155	00:30,372	177,53	11:43:21
8 NULL		00:25,954	00:28,894	00:25,431	00:30,783	182,02	11:45:12
9 NULL		00:26,044	00:30,366	00:25,453	00:30,749	177,05	11:47:05
10 NULL		00:26,120	00:28,517	00:24,989	00:30,418	177,05	11:48:55
11 NULL		00:25,849	00:28,575	00:25,041	00:30,760	181,01	11:50:45
12 01:50,756		00:25,983	00:28,733	00:25,492	00:30,548	181,01	11:52:36
13 <b>01:49,792</b>		00:25,927	<b>00:28,302</b>	00:25,023	00:30,540	179,50	11:54:26
14 NULL		<b>00:25,845</b>	00:28,647	00:25,315	<b>00:30,121</b>	175,61	11:56:16

11		LIRA, Elmer Joel		Italika Racing Vrt			
Lap Time		Sector 1	Sector 2	Sector 3	Sector 4	V.Max	Hour
1 START		01:07,741	00:30,890	00:26,837	00:31,544		11:32:36
2 NULL		00:27,182	00:30,016	00:25,956	00:31,289	181,01	11:34:30
3 01:52,683		00:26,339	00:29,373	00:26,003	00:30,968	182,54	11:36:23
4 01:52,806		00:26,187	00:29,732	00:26,134	00:30,753	183,57	11:38:16
5 PIT		00:26,697	00:30,534	00:27,885	00:44,288	182,54	11:40:25
6 02:48,417		01:22,656	00:29,631	00:25,562	00:30,568		11:43:14
7 01:53,150		00:26,592	00:29,537	00:26,277	00:30,744	<b>187,83</b>	11:45:07
8 01:52,859		00:26,310	00:29,313	00:25,835	00:31,401	182,54	11:47:00
9 01:51,868		00:26,359	00:29,114	00:25,595	00:30,800	183,05	11:48:51
10 01:51,727		00:26,465	00:29,224	00:25,711	00:30,327	181,51	11:50:43
11 01:51,311		00:26,354	00:29,522	<b>00:25,183</b>	00:30,252	183,57	11:52:34
12 <b>01:50,244</b>		00:25,996	<b>00:28,885</b>	00:25,200	<b>00:30,163</b>	184,09	11:54:25
13 01:51,189		<b>00:25,875</b>	00:29,108	00:25,848	00:30,358	185,67	11:56:16

12		RUIZ, Francisco Javier		Team Racing Fran26			
Lap Time		Sector 1	Sector 2	Sector 3	Sector 4	V.Max	Hour
1 START		01:10,931	00:30,860	00:26,534	00:32,720		11:32:40
2 PIT		00:26,371	00:29,929	00:27,125	00:41,873	178,51	11:34:45
3 02:50,003		01:23,350	00:30,015	00:25,463	00:31,175		11:37:35

4 NULL	00:26,117	00:29,600	00:25,437	00:31,111	179,50	11:39:27
5 01:57,192	00:31,061	00:29,002	00:25,711	00:31,418	178,02	11:41:25
6 01:50,627	00:25,934	00:28,779	00:25,322	00:30,592	178,51	11:43:15
7 01:52,600	00:26,613	00:29,639	00:25,570	00:30,778	<b>186,21</b>	11:45:08
8 01:51,117	00:25,811	00:28,878	00:25,422	00:31,006	184,09	11:46:59
9 01:50,385	00:26,133	00:28,723	00:25,120	00:30,409	177,53	11:48:49
10 01:49,997	00:25,837	00:28,757	00:24,983	00:30,420	181,01	11:50:39
11 01:50,538	00:25,619	00:28,980	00:25,106	00:30,833	179,01	11:52:30
12 01:50,397	00:26,033	00:28,767	00:25,222	00:30,375	179,01	11:54:20
13 <b>01:49,181</b>	<b>00:25,565</b>	<b>00:28,702</b>	<b>00:24,924</b>	<b>00:29,990</b>	180,50	11:56:09

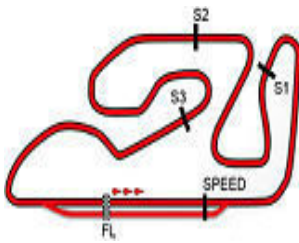
13		AVILES, Josue		I+Dent Racing T. J.			
Lap Time		Sector 1	Sector 2	Sector 3	Sector 4	V.Max	Hour
1 START		01:10,221	00:30,930	00:26,693	00:32,204		11:32:39
2 NULL		00:26,631	00:30,205	00:30,255	00:32,495	<b>180,00</b>	11:34:38
3 02:02,063		00:26,718	00:36,419	00:26,824	00:32,102	176,09	11:36:40
4 01:56,463		00:26,794	00:31,047	00:26,408	00:32,214	175,14	11:38:37
5 <b>01:55,529</b>		00:26,935	00:30,261	<b>00:26,260</b>	00:32,073	174,66	11:40:32
6 01:59,809		<b>00:26,545</b>	<b>00:30,160</b>	00:31,056	<b>00:32,048</b>	174,66	11:42:32
7 PIT		00:29,355	00:31,378	00:31,669	00:41,172	179,01	11:44:46
8 08:51,719		07:22,167	00:30,715	00:26,615	00:32,222		11:53:38
9 PIT		00:26,842	00:30,325	00:26,565	00:38,041	173,73	11:55:39

18		MUÑOZ, Ivan		Deza - Box 77 R. T.			
Lap Time		Sector 1	Sector 2	Sector 3	Sector 4	V.Max	Hour
1 START		00:47,851	00:29,560	00:26,540	00:31,332		11:32:14
2 01:52,411		00:26,643	00:29,508	00:25,667	00:30,593	177,53	11:34:06
3 <b>01:50,807</b>		00:25,942	00:28,860	00:25,244	00:30,761	179,50	11:35:57
4 01:51,469		00:25,871	00:29,040	00:25,551	00:31,007	176,57	11:37:49
5 01:50,900		00:26,043	00:29,103	00:25,256	<b>00:30,498</b>	177,05	11:39:40
6 01:51,477		00:25,986	00:28,878	00:25,315	00:31,298	179,50	11:41:31
7 01:51,378		00:26,077	00:28,996	<b>00:25,220</b>	00:31,085	180,00	11:43:23
8 NULL		<b>00:25,645</b>	00:29,048	00:25,607	00:30,866	<b>181,51</b>	11:45:14
9 PIT		00:27,199	00:30,050	00:25,494	00:39,444	176,57	11:47:16
10 02:51,127		01:25,702	00:29,178	00:25,340	00:30,907		11:50:07
11 01:51,238		00:26,076	00:29,098	00:25,524	00:30,540	173,26	11:51:58
12 01:51,408		00:25,904	00:29,002	00:25,239	00:31,263	174,66	11:53:50
13 01:51,016		00:26,128	<b>00:28,853</b>	00:25,459	00:30,576	173,26	11:55:41

19		DELGADO, Adolfo		Italika Racing Vrt			
Lap Time		Sector 1	Sector 2	Sector 3	Sector 4	V.Max	Hour
1 START		01:15,491	00:30,450	00:48,167	00:33,862		11:33:07
2 NULL		00:26,707	00:29,438	00:25,244	00:31,121	176,57	11:34:59
3 NULL		00:26,509	00:29,257	00:25,409	00:31,182	178,02	11:36:52
4 01:51,880		00:26,550	00:29,302	00:25,164	00:30,864	177,53	11:38:43
5 01:50,954		00:26,247	00:28,847	00:25,056	00:30,804	177,53	11:40:34
6 NULL		00:26,049	00:28,746	00:25,068	00:30,736	178,02	11:42:25
7 PIT		<b>00:26,012</b>	00:28,848	00:25,151	00:39,853	180,00	11:44:25
8 04:27,280		03:01,798	00:29,447	00:25,068	00:30,967		11:48:52
9 NULL		00:26,623	00:28,983	00:25,294	<b>00:30,327</b>	<b>185,14</b>	11:50:43
10 01:50,557		00:26,057	00:28,948	00:24,959	00:30,593	184,09	11:52:34
11 01:50,551		00:26,098	<b>00:28,728</b>	00:24,921	00:30,804	178,51	11:54:25
12 <b>01:50,306</b>		00:26,205	00:28,821	<b>00:24,871</b>	00:30,409	177,53	11:56:15

20		CORRAL, Javier		Arco-Motor U. Team			
Lap Time		Sector 1	Sector 2	Sector 3	Sector 4	V.Max	Hour
1 START		01:10,931	00:30,860	00:26,534	00:32,720		11:32:40
2 PIT		00:26,371	00:29,929	00:27,125	00:41,873	178,51	11:34:45
3 02:50,003		01:23,350	00:30,015	00:25,463	00:31,175		11:37:35





Circuit Ricardo Tormo

Cto. de ESPAÑA de SUPERBIKE 2022

ANALYSIS / SECTORS Ent. Cronometrado 1 SBK Junior

1	START	01:53,511	00:29,814	00:25,483	00:30,938		11:33:19
2	NULL	00:26,064	00:28,931	00:24,891	00:30,144	<b>182,02</b>	11:35:09
3	01:48,552	00:25,274	00:28,470	00:24,603	00:30,205	<b>182,02</b>	11:36:57
4	NULL	00:25,424	00:28,364	<b>00:24,483</b>	<b>00:29,923</b>	181,51	11:38:45
5	01:49,166	00:25,307	<b>00:28,101</b>	00:25,178	00:30,580	180,50	11:40:34
6	PIT	<b>00:25,179</b>	00:28,295	00:24,734	00:38,871	181,51	11:42:32
7	07:02,422	05:29,279	00:31,935	00:30,396	00:30,812		11:49:34
8	01:48,215	00:25,353	00:28,322	00:24,539	00:30,001	177,53	11:51:22
9	<b>01:48,125</b>	00:25,359	00:28,164	00:24,488	00:30,114	176,09	11:53:10
10	01:53,354	00:26,171	00:28,941	00:27,835	00:30,407	180,50	11:55:04

<b>22</b>	MORA, Facundo Martin	Yamaha Ms Racing					
	ESP	P.Vmax: 4	T. Ideal: 01:49,212				
Lap	Time	Sector 1	Sector 2	Sector 3	Sector 4	V.Max	Hour
1	START	00:55,721	00:30,960	00:26,750	00:30,801		11:32:23
2	01:50,658	00:26,193	00:28,985	00:25,111	00:30,369	<b>187,28</b>	11:34:14
3	<b>01:49,432</b>	00:25,497	<b>00:28,679</b>	00:24,923	<b>00:30,333</b>	183,05	11:36:03
4	01:50,458	00:25,522	00:28,917	00:25,355	00:30,664	180,50	11:37:54
5	01:50,214	00:25,975	00:28,959	00:24,915	00:30,365	179,50	11:39:44
6	01:49,444	00:25,411	00:28,725	<b>00:24,884</b>	00:30,424	182,54	11:41:33
7	PIT	<b>00:25,316</b>	00:28,829	00:25,599	00:36,071	184,09	11:43:29
8	06:13,442	04:37,133	00:30,964	00:34,466	00:30,879		11:49:42
9	01:50,059	00:25,756	00:28,810	00:25,088	00:30,405	175,61	11:51:33
10	01:50,680	00:25,927	00:29,048	00:24,912	00:30,793	178,02	11:53:23
11	01:50,379	00:25,572	00:29,063	00:25,104	00:30,640	179,01	11:55:14

<b>23</b>	RAPOSEIRAS, Jordi	Ilusioteam21					
	AND	P.Vmax: 23	T. Ideal: 01:50,260				
Lap	Time	Sector 1	Sector 2	Sector 3	Sector 4	V.Max	Hour
1	START	00:51,160	00:30,641	00:26,160	00:31,523		11:32:18
2	NULL	00:26,854	00:30,131	00:25,511	00:31,239	180,00	11:34:12
3	01:51,871	00:26,392	00:29,461	00:25,279	00:30,739	176,57	11:36:04
4	01:54,881	00:26,604	00:29,844	00:25,817	00:32,616	178,02	11:37:59
5	01:52,406	00:26,554	00:29,528	00:25,311	00:31,013	178,02	11:39:51
6	PIT	00:26,507	00:29,577	00:25,520	00:35,163	176,09	11:41:48
7	03:24,582	01:58,358	00:29,555	00:25,702	00:30,967		11:45:13
8	01:52,603	00:26,162	00:29,570	00:25,813	00:31,058	181,51	11:47:05
9	<b>01:50,913</b>	00:26,103	<b>00:28,943</b>	00:25,171	00:30,696	<b>182,02</b>	11:48:56
10	NULL	<b>00:25,739</b>	00:29,096	<b>00:25,016</b>	<b>00:30,562</b>	181,01	11:50:46
11	01:51,008	00:25,824	00:29,180	00:25,334	00:30,670	179,01	11:52:37
12	NULL	00:25,995	00:29,153	00:25,269	00:30,725	178,51	11:54:29

<b>26</b>	OSUNA, Jose Manuel	Deza - Box 77 R. T.					
	ESP	P.Vmax: 4	T. Ideal: 01:47,747				
Lap	Time	Sector 1	Sector 2	Sector 3	Sector 4	V.Max	Hour
1	START	00:52,521	00:28,960	00:25,680	00:30,196		11:32:16
2	01:48,904	00:25,502	00:28,482	00:24,773	00:30,147	186,74	11:34:05
3	01:48,437	00:25,335	00:28,342	00:24,767	00:29,993	181,51	11:35:53
4	01:50,270	00:25,398	00:28,984	00:25,588	00:30,300	180,50	11:37:44
5	01:48,403	00:25,407	00:28,452	00:24,594	00:29,950	182,54	11:39:32
6	01:53,019	00:25,580	00:29,334	00:27,647	00:30,458	180,50	11:41:25
7	<b>01:47,968</b>	<b>00:25,151</b>	<b>00:28,180</b>	00:24,700	<b>00:29,937</b>	183,05	11:43:13
8	PIT	00:25,255	00:30,267	00:25,402	00:37,555	<b>187,28</b>	11:45:12
9	NULL	03:04,154	00:28,739	00:27,520	00:30,519		11:49:43
10	01:48,466	00:25,365	00:28,285	00:24,726	00:30,090	178,51	11:51:31
11	01:48,475	00:25,582	00:28,242	<b>00:24,479</b>	00:30,172	176,57	11:53:19
12	NULL	00:25,297	00:28,194	00:24,555	00:30,111	178,51	11:55:08

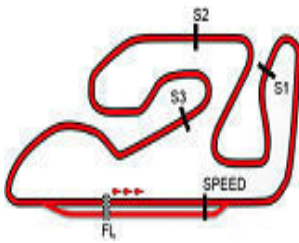
<b>32</b>	VALENTE, Rodrigo	Motap Racing Team					
	POR	P.Vmax: 16	T. Ideal: 01:50,494				
Lap	Time	Sector 1	Sector 2	Sector 3	Sector 4	V.Max	Hour
1	START	01:02,441	00:30,110	00:26,190	00:30,718		11:32:28
2	01:54,203	00:27,136	00:29,834	00:26,350	00:30,883	184,09	11:34:22
3	01:50,992	00:26,078	00:29,106	00:25,326	00:30,482	<b>184,62</b>	11:36:13
4	NULL	00:26,065	00:29,100	<b>00:25,290</b>	00:30,701	180,50	11:38:05
5	01:52,800	00:26,240	00:29,283	00:26,201	00:31,076	181,01	11:39:57
6	01:51,325	00:26,134	00:28,957	00:25,478	00:30,756	179,50	11:41:49
7	NULL	00:25,968	00:29,380	00:25,506	00:30,824	183,05	11:43:40
8	01:51,046	00:26,133	00:29,037	00:25,368	00:30,508	181,51	11:45:31
9	01:51,451	<b>00:25,863</b>	00:29,277	00:25,425	00:30,886	182,54	11:47:23
10	01:51,478	00:26,580	00:28,904	00:25,439	00:30,555	181,51	11:49:14
11	01:50,987	00:26,092	00:29,014	00:25,304	00:30,577	184,09	11:51:05
12	01:51,182	00:25,904	00:29,063	00:25,342	00:30,873	180,00	11:52:57
13	01:51,132	00:25,978	<b>00:28,993</b>	00:25,378	00:30,783	179,50	11:54:48
14	<b>01:50,576</b>	00:25,880	<b>00:28,875</b>	00:25,355	<b>00:30,466</b>	180,00	11:56:38

<b>33</b>	SANCHEZ, Gonzalo	ETG Racing					
	ESP	P.Vmax: 16	T. Ideal: 01:50,622				
Lap	Time	Sector 1	Sector 2	Sector 3	Sector 4	V.Max	Hour
1	START	01:11,251	00:30,617	00:26,076	00:31,586		11:32:38
2	01:52,440	00:26,096	00:29,154	00:25,795	00:31,395	179,50	11:34:31
3	01:51,784	00:26,541	00:29,130	00:25,434	00:30,679	<b>184,62</b>	11:36:23
4	01:51,940	00:26,143	00:29,526	00:25,431	00:30,840	175,61	11:38:14
5	NULL	00:26,352	00:29,272	00:25,141	00:30,921	176,57	11:40:06
6	01:51,304	00:26,037	00:29,162	00:25,248	00:30,857	179,01	11:41:57
7	NULL	<b>00:25,874</b>	00:29,204	00:25,188	00:30,882	178,02	11:43:49
8	NULL	00:26,273	00:29,161	00:25,211	00:30,982	174,66	11:45:40
9	01:51,441	00:26,192	00:29,055	<b>00:25,119</b>	00:31,075	176,57	11:47:32
10	01:53,986	00:26,367	00:30,932	00:25,784	00:30,903	174,66	11:49:26
11	<b>01:50,926</b>	00:26,176	<b>00:29,006</b>	00:25,121	<b>00:30,623</b>	174,19	11:51:17
12	01:52,748	00:26,326	00:29,695	00:25,367	00:31,360	173,73	11:53:09
13	02:00,245	00:26,275	00:29,109	00:33,058	00:31,803	174,66	11:55:10

<b>35</b>	FLEMING, Varis	Brp Racing					
	AUS	P.Vmax: 29	T. Ideal: 01:51,235				
Lap	Time	Sector 1	Sector 2	Sector 3	Sector 4	V.Max	Hour
1	START	00:51,801	00:31,120	00:27,040	00:31,682		11:32:20
2	01:54,425	00:26,850	00:29,859	00:26,628	00:31,088	178,02	11:34:15
3	01:52,551	00:26,495	00:29,256	00:25,650	00:31,150	<b>179,50</b>	11:36:07
4	PIT	00:26,415	00:29,555	00:25,618	00:37,663	175,61	11:38:07
5	03:35,000	02:08,059	00:29,686	00:25,692	00:31,563		11:41:42
6	01:54,017	00:26,525	00:30,229	00:26,026	00:31,237	178,02	11:43:36
7	01:53,035	00:26,499	00:29,522	00:25,889	00:31,125	178,51	11:45:29
8	01:52,451	00:26,375	00:29,246	00:25,592	00:31,238	176,09	11:47:21
9	01:53,297	00:26,410	00:29,539	00:25,739	00:31,609	178,02	11:49:14
10	01:52,152	00:26,566	00:29,213	00:25,472	00:30,901	179,01	11:51:07
11	01:53,561	<b>00:26,206</b>	00:29,608	00:25,811	00:31,936	176,57	11:53:00
12	01:55,982	00:28,789	00:30,107	00:25,780	00:31,306	176,57	11:54:56
13	<b>01:51,277</b>	00:26,248	<b>00:29,104</b>	<b>00:25,396</b>	<b>00:30,529</b>	176,09	11:56:47

<b>44</b>	RODRIGUEZ, Adrian	Team Speed Racing					
	ESP	P.Vmax: 4	T. Ideal: 01:47,315				
Lap	Time	Sector 1	Sector 2	Sector 3	Sector 4	V.Max	Hour
1	START	01:08,141	00:29,610	00:25,150	00:30,089		11:32:32
2	01:49,493	00:25,889	00:28,509	00:24,873	00:30,222	181,01	11:34:21
3	01:48,054	00:25,373	00:28,146	00:24,580	00:29,955	181,01	11:36:09
4	01:48,466	00:25,442	00:28,322	00:24,640	00:30,062	181,01	11:37:58





Circuit Ricardo Tormo

Cto. de ESPAÑA de SUPERBIKE 2022

ANALYSIS / SECTORS Ent. Cronometrado 1 SBK Junior

5	01:48,219	00:25,727	00:28,256	00:24,447	00:29,789	184,62	11:39:46
6	01:48,574	00:25,453	00:28,120	00:24,890	00:30,111	186,21	11:41:35
7	01:47,950	00:25,401	<b>00:28,029</b>	00:24,597	00:29,923	183,57	11:43:23
8	01:52,951	00:26,315	00:29,619	00:25,715	00:31,302	186,21	11:45:15
9	01:48,072	00:25,342	00:28,034	00:24,662	00:30,034	182,54	11:47:04
10	01:48,724	00:25,468	00:28,203	00:24,638	00:30,415	181,01	11:48:52
11	01:48,025	00:25,460	00:28,304	00:24,601	00:29,660	<b>187,28</b>	11:50:40
12	NULL	00:26,334	00:29,519	00:25,230	00:34,084	186,21	11:52:35
13	01:56,685	00:25,441	00:29,084	00:32,209	00:29,951	184,09	11:54:32
14	<b>01:47,581</b>	<b>00:25,244</b>	00:28,295	<b>00:24,446</b>	<b>00:29,596</b>	182,02	11:56:20

<b>48</b>	<b>GARCIA, Julio</b>	Esp Solutions Motap					
	ESP	P.Vmax: 21 T. Ideal: 01:47,472					
Lap	Time	Sector 1	Sector 2	Sector 3	Sector 4	V.Max	Hour
1	START	00:57,316	00:29,205	00:25,830	00:29,843		11:32:21
2	01:49,406	00:25,694	00:28,638	00:24,767	00:30,307	182,54	11:34:10
3	01:48,779	00:25,556	00:28,547	00:24,743	00:29,933	180,00	11:35:59
4	01:49,236	00:25,360	00:28,518	00:25,053	00:30,305	182,54	11:37:48
5	01:48,897	00:25,532	00:28,577	00:24,822	00:29,966	179,01	11:39:37
6	PIT	00:25,700	00:29,228	00:25,186	00:38,656	181,51	11:41:36
7	NULL	04:05,350	00:28,923	00:24,637	00:29,775		11:47:05
8	NULL	00:25,343	<b>00:28,083</b>	00:24,519	00:31,305	180,50	11:48:54
9	01:48,292	00:25,295	00:28,309	00:24,914	00:29,774	<b>183,05</b>	11:50:42
10	02:01,066	<b>00:25,257</b>	00:28,428	00:32,203	00:35,178	181,51	11:52:43
11	01:48,225	00:25,469	00:28,190	00:24,632	00:29,934	178,51	11:54:32
12	<b>01:47,598</b>	00:25,358	00:28,108	<b>00:24,483</b>	<b>00:29,649</b>	179,50	11:56:19

<b>51</b>	<b>URIOSTEGUI, Juan Pablo</b>	Esp Solutions Motap					
	MEX	P.Vmax: 16 T. Ideal: 01:48,180					
Lap	Time	Sector 1	Sector 2	Sector 3	Sector 4	V.Max	Hour
1	START	00:59,641	00:29,760	00:25,640	00:30,199		11:32:24
2	01:50,807	00:26,066	00:29,457	00:25,056	00:30,228	180,00	11:34:15
3	NULL	00:25,594	00:28,315	00:24,992	00:30,124	182,54	11:36:04
4	01:49,735	00:25,653	00:28,413	00:25,103	00:30,566	180,00	11:37:54
5	<b>01:49,256</b>	00:25,718	00:28,546	00:24,879	00:30,113	181,01	11:39:43
6	NULL	00:25,451	00:28,534	00:24,916	00:30,097	181,51	11:41:32
7	NULL	00:25,464	00:28,333	00:24,781	00:30,180	<b>184,62</b>	11:43:21
8	NULL	<b>00:25,317</b>	00:28,776	00:25,001	00:30,019	<b>184,62</b>	11:45:10
9	01:49,265	00:25,439	<b>00:28,160</b>	00:25,246	00:30,420	182,54	11:46:59
10	NULL	00:25,793	00:28,414	<b>00:24,768</b>	00:30,183	180,00	11:48:48
11	01:49,314	00:25,569	00:28,535	00:25,217	00:29,993	180,50	11:50:37
12	01:49,360	00:25,657	00:28,429	00:24,951	00:30,323	180,00	11:52:27
13	01:49,324	00:25,726	00:28,420	00:24,876	00:30,302	179,01	11:54:16
14	01:49,485	00:25,753	00:28,792	00:25,005	<b>00:29,935</b>	179,50	11:56:06

<b>55</b>	<b>CALATAYUD, Unai</b>	Arco-Motor U. Team					
	ESP	P.Vmax: 16 T. Ideal: 01:47,691					
Lap	Time	Sector 1	Sector 2	Sector 3	Sector 4	V.Max	Hour
1	START	01:53,351	00:29,806	00:25,511	00:30,559		11:33:18
2	NULL	00:26,272	00:29,048	00:24,691	00:29,843	181,01	11:35:08
3	NULL	00:25,349	00:29,087	00:24,967	<b>00:29,814</b>	180,00	11:36:57
4	NULL	00:25,586	00:28,515	<b>00:24,482</b>	00:29,835	178,51	11:38:45
5	NULL	00:25,238	<b>00:28,201</b>	00:24,792	00:30,328	<b>184,62</b>	11:40:34
6	PIT	00:25,257	00:28,567	00:24,741	00:37,823	178,51	11:42:30
7	07:03,955	05:30,298	00:31,699	00:31,492	00:30,466		11:49:34
8	<b>01:47,863</b>	00:25,296	00:28,222	00:24,491	00:29,854	180,00	11:51:22
9	01:50,509	00:25,394	00:29,939	00:24,762	00:30,414	178,02	11:53:13
10	01:48,694	<b>00:25,194</b>	00:28,413	00:24,690	00:30,397	178,51	11:55:01

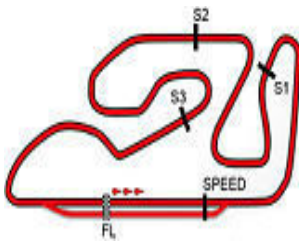
<b>56</b>	<b>MORILLAS, Dayron</b>	Yamaha Ms Racing					
	ESP	P.Vmax: 12 T. Ideal: 01:47,790					
Lap	Time	Sector 1	Sector 2	Sector 3	Sector 4	V.Max	Hour
1	START	00:58,441	00:29,440	00:25,470	00:30,237		11:32:22
2	01:49,683	00:25,496	00:28,883	00:24,873	00:30,431	183,05	11:34:12
3	01:48,601	00:25,388	00:28,529	00:24,657	00:30,027	181,51	11:36:01
4	01:48,613	00:25,290	00:28,386	00:24,736	00:30,201	182,54	11:37:49
5	01:49,005	00:25,681	00:28,475	00:25,017	<b>00:29,832</b>	184,62	11:39:38
6	01:48,207	00:25,349	<b>00:28,167</b>	00:24,761	00:29,930	184,09	11:41:26
7	PIT	00:37,902	00:28,846	00:24,881	00:35,186	<b>185,14</b>	11:43:33
8	06:35,465	05:11,375	00:29,123	00:24,871	00:30,096		11:50:09
9	NULL	00:25,468	00:28,344	00:24,888	00:30,129	180,50	11:51:58
10	01:48,421	00:25,496	00:28,371	00:24,605	00:29,949	178,51	11:53:46
11	<b>01:47,921</b>	<b>00:25,288</b>	00:28,272	<b>00:24,503</b>	00:29,858	179,01	11:55:34

<b>57</b>	<b>TORRES, Antonio</b>	Deza - Box 77 R. T,					
	ESP	P.Vmax: 20 T. Ideal: 01:47,797					
Lap	Time	Sector 1	Sector 2	Sector 3	Sector 4	V.Max	Hour
1	START	00:51,321	00:29,360	00:25,920	00:30,289		11:32:16
2	01:49,461	00:25,622	00:28,610	00:25,091	00:30,138	181,51	11:34:05
3	01:48,454	00:25,497	00:28,380	00:24,782	00:29,795	181,01	11:35:54
4	01:49,123	<b>00:25,407</b>	00:28,530	00:25,310	00:29,876	<b>184,09</b>	11:37:43
5	01:49,573	00:25,631	00:28,867	00:24,836	00:30,239	178,02	11:39:32
6	01:50,419	00:25,619	00:28,846	00:25,230	00:30,724	182,02	11:41:23
7	01:49,430	00:25,661	00:28,565	00:24,838	00:30,366	178,51	11:43:12
8	01:53,071	00:26,852	00:29,737	00:26,255	00:30,227	182,02	11:45:05
9	NULL	00:25,431	00:28,505	<b>00:24,624</b>	00:30,190	178,51	11:46:54
10	PIT	00:27,009	00:30,593	00:25,417	00:39,285	175,14	11:48:56
11	NULL	02:07,562	00:29,378	00:26,443	00:31,353		11:52:31
12	01:48,638	00:25,532	<b>00:28,312</b>	00:24,655	00:30,139	178,02	11:54:20
13	<b>01:48,045</b>	00:25,555	00:28,386	00:24,650	<b>00:29,454</b>	177,05	11:56:08

<b>58</b>	<b>RUIVINHO, Isaac</b>	T. M.C. Loulé Concel					
	POR	P.Vmax: 2 T. Ideal: 01:49,126					
Lap	Time	Sector 1	Sector 2	Sector 3	Sector 4	V.Max	Hour
1	START	00:50,741	00:29,940	00:26,480	00:30,819		11:32:17
2	01:50,961	00:26,400	00:28,911	00:25,228	00:30,422	186,21	11:34:08
3	01:50,244	00:25,945	00:28,786	00:25,524	<b>00:29,989</b>	181,51	11:35:58
4	01:50,795	00:25,801	00:28,808	00:25,358	00:30,828	185,67	11:37:49
5	<b>01:49,668</b>	00:25,843	00:28,755	<b>00:24,859</b>	00:30,211	183,05	11:39:38
6	PIT	00:25,875	<b>00:28,614</b>	00:25,006	00:37,845	<b>189,47</b>	11:41:36
7	07:18,956	05:36,329	00:30,761	00:35,183	00:36,683		11:48:55
8	01:50,181	<b>00:25,664</b>	00:28,661	00:25,099	00:30,757	184,09	11:50:45
9	01:54,328	00:25,828	00:28,876	00:28,042	00:31,582	188,37	11:52:39
10	NULL	00:25,836	00:28,653	00:25,343	00:30,189	181,51	11:54:29
11	01:50,191	00:25,721	00:28,689	00:25,196	00:30,585	178,02	11:56:19

<b>61</b>	<b>DEL OLMO, Javier</b>	Kawasaki PI Racing J					
	ESP	P.Vmax: 12 T. Ideal: 01:49,484					
Lap	Time	Sector 1	Sector 2	Sector 3	Sector 4	V.Max	Hour
1	START	00:56,041	00:30,400	00:26,990	00:30,675		11:32:23
2	01:51,022	00:26,064	00:29,182	00:25,304	00:30,472	182,54	11:34:14
3	01:50,235	<b>00:25,603</b>	00:28,609	00:25,546	00:30,477	184,62	11:36:04
4	NULL	00:26,091	00:29,027	00:25,493	00:30,583	<b>185,14</b>	11:37:55
5	01:50,417	00:25,997	00:28,866	00:25,184	00:30,370	181,51	11:39:46
6	01:50,693	00:26,239	00:28,788	00:25,205	00:30,461	180,50	11:41:36
7	01:50,128	00:25,745	00:29,068	<b>00:25,171</b>	<b>00:30,144</b>	183,57	11:43:27
8	PIT	00:25,650	00:31,492	00:25,713	00:38,546	184,09	11:45:28
9	05:24,302	03:57,321	00:29,743	00:26,187	00:31,051		11:50:52





Circuit Ricardo Tormo

Cto. de ESPAÑA de SUPERBIKE 2022

ANALYSIS / SECTORS Ent. Cronometrado 1 SBK Junior

10	NULL	00:26,064	00:29,244	00:25,492	00:30,795	178,02	11:52:44
11	01:50,269	00:25,757	00:28,775	00:25,213	00:30,524	181,01	11:54:34
12	<b>01:49,793</b>	00:25,795	<b>00:28,566</b>	00:25,179	00:30,253	181,51	11:56:24

7	05:14,222	03:46,475	00:30,106	00:25,843	00:31,798		11:47:20
8	01:53,740	00:26,916	00:29,503	00:25,633	00:31,688	172,34	11:49:14
9	<b>01:52,711</b>	00:26,610	<b>00:29,334</b>	00:25,828	<b>00:30,939</b>	171,88	11:51:07
10	NULL	<b>00:26,518</b>	00:29,480	00:25,648	00:31,718	177,05	11:53:00
11	01:53,590	00:27,024	00:29,548	<b>00:25,615</b>	00:31,403	<b>180,00</b>	11:54:54
12	01:53,071	00:26,819	00:29,456	00:25,718	00:31,078	171,88	11:56:47

<b>64</b>	<b>GOMEZ, N. Leonel</b>	Quaresma Race Team					
	ESP	P.Vmax: 12				T. Ideal: 01:52,906	
Lap	Time	Sector 1	Sector 2	Sector 3	Sector 4	V.Max	Hour
1	START	01:06,521	00:31,710	00:27,080	00:32,059		11:32:36
2	01:54,526	00:26,516	00:30,262	00:26,273	00:31,475	<b>185,14</b>	11:34:31
3	01:53,430	00:26,465	00:29,818	00:25,664	00:31,483	<b>185,14</b>	11:36:24
4	01:54,077	00:26,659	00:29,931	00:25,866	00:31,621	176,09	11:38:18
5	PIT	00:26,796	00:29,718	00:26,232	00:36,173	176,57	11:40:17
6	02:58,941	01:31,598	00:29,791	00:26,072	00:31,480		11:43:16
7	01:54,353	00:26,396	00:29,783	00:26,413	00:31,761	184,62	11:45:10
8	PIT	00:32,096	00:33,440	00:26,208	00:38,324	182,02	11:47:20
9	07:36,430	06:08,343	00:30,292	00:26,201	00:31,594		11:54:57
10	<b>01:52,906</b>	<b>00:26,384</b>	<b>00:29,590</b>	<b>00:25,644</b>	<b>00:31,288</b>	179,01	11:56:50

<b>79</b>	<b>GONÇALVES, Tomas M.</b>	Quaresma Raceteam					
	POR	P.Vmax: 9				T. Ideal: 01:47,718	
Lap	Time	Sector 1	Sector 2	Sector 3	Sector 4	V.Max	Hour
1	START	00:52,361	00:29,360	00:25,680	00:30,305		11:32:16
2	01:49,385	00:25,658	00:28,238	00:24,992	00:30,497	185,67	11:34:06
3	<b>01:47,957</b>	00:25,380	<b>00:28,128</b>	<b>00:24,537</b>	00:29,912	<b>186,21</b>	11:35:54
4	01:48,773	00:25,403	00:28,343	00:24,829	00:30,198	185,67	11:37:43
5	01:50,047	00:25,480	00:29,775	00:24,584	00:30,208	179,01	11:39:33
6	01:52,997	00:25,509	00:28,309	00:26,454	00:32,725	184,62	11:41:26
7	PIT	<b>00:25,157</b>	00:28,615	00:25,668	00:38,114	184,09	11:43:23
8	07:16,951	05:52,365	00:29,658	00:25,032	<b>00:29,896</b>		11:50:40

<b>71</b>	<b>BOLAÑO, Ivan</b>	Gmfuel Vrc Team					
	ESP	P.Vmax: 1				T. Ideal: 01:47,992	
Lap	Time	Sector 1	Sector 2	Sector 3	Sector 4	V.Max	Hour
1	START	00:58,761	00:29,600	00:25,400	00:30,532		11:32:23
2	01:50,106	00:25,952	00:28,918	00:24,910	00:30,326	185,14	11:34:13
3	01:48,635	00:25,434	00:28,630	00:24,588	00:29,983	182,02	11:36:02
4	01:48,966	00:25,438	00:28,635	00:24,707	00:30,186	181,01	11:37:51
5	01:48,552	00:25,484	00:28,541	00:24,655	<b>00:29,872</b>	182,54	11:39:39
6	NULL	00:25,490	00:28,463	00:24,837	00:30,428	182,54	11:41:29
7	PIT	<b>00:25,325</b>	00:28,729	00:24,835	00:34,627	182,54	11:43:22
8	03:32,216	02:06,967	00:30,338	00:24,783	00:30,128		11:46:54
9	01:58,228	00:27,182	00:29,970	00:29,667	00:31,409	179,01	11:48:53
10	<b>01:48,298</b>	00:25,618	00:28,320	<b>00:24,478</b>	00:29,882	<b>190,59</b>	11:50:41
11	NULL	00:25,369	00:28,420	00:24,553	00:32,263	183,57	11:52:31
12	01:48,981	00:25,403	<b>00:28,317</b>	00:24,894	00:30,367	181,51	11:54:20
13	01:49,153	00:25,562	00:28,739	00:24,920	00:29,932	184,09	11:56:10

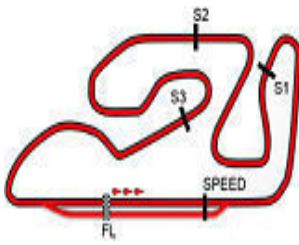
<b>83</b>	<b>MADRIGAL, Astrid</b>	Italika Racing Vrt					
	MEX	P.Vmax: 26				T. Ideal: 01:49,997	
Lap	Time	Sector 1	Sector 2	Sector 3	Sector 4	V.Max	Hour
1	START	01:15,411	00:32,390	00:27,146	00:32,480		11:32:46
2	NULL	00:27,399	00:30,255	00:26,189	00:31,686	174,66	11:34:42
3	01:52,710	00:26,578	00:29,275	00:25,634	00:31,223	175,61	11:36:34
4	01:52,271	00:26,258	00:29,444	00:25,447	00:31,122	177,53	11:38:27
5	PIT	00:26,626	00:29,071	00:25,411	00:38,024	175,61	11:40:26
6	02:48,340	01:22,300	00:29,804	00:25,459	00:30,777		11:43:14
7	01:53,066	00:26,195	00:29,587	00:26,023	00:31,261	<b>180,00</b>	11:45:07
8	01:52,565	00:26,491	00:28,963	00:25,370	00:31,741	176,57	11:47:00
9	01:52,030	00:26,441	00:29,172	00:25,408	00:31,009	<b>180,00</b>	11:48:52
10	01:51,950	00:26,514	00:29,236	00:25,753	00:30,447	176,09	11:50:44
11	01:51,268	00:26,081	00:29,509	<b>00:25,036</b>	00:30,642	179,50	11:52:35
12	01:50,806	00:26,015	<b>00:28,757</b>	00:25,102	00:30,932	177,05	11:54:26
13	<b>01:50,217</b>	<b>00:25,811</b>	00:28,795	00:25,218	<b>00:30,393</b>	179,50	11:56:16

<b>74</b>	<b>CONESA, Juan A.</b>	Mtm Kawasaki					
	ESP	P.Vmax: 4				T. Ideal: 01:47,206	
Lap	Time	Sector 1	Sector 2	Sector 3	Sector 4	V.Max	Hour
1	START	00:43,151	00:28,740	00:25,940	00:30,360		11:32:07
2	01:49,501	00:26,060	00:28,449	00:24,997	00:29,995	181,01	11:33:56
3	NULL	00:25,384	00:28,071	00:24,726	00:29,516	180,50	11:35:44
4	01:48,205	00:25,204	00:28,256	00:24,832	00:29,913	180,00	11:37:32
5	PIT	00:25,327	00:28,103	00:24,971	00:35,857	179,50	11:39:27
6	03:58,960	02:35,872	00:28,563	00:24,826	00:29,699		11:43:26
7	01:49,411	<b>00:25,159</b>	00:29,100	00:25,179	00:29,973	184,62	11:45:15
8	01:48,191	00:25,565	<b>00:27,951</b>	00:24,834	00:29,841	182,02	11:47:03
9	01:48,938	00:25,487	00:28,020	00:24,714	00:30,717	179,50	11:48:52
10	<b>01:47,268</b>	00:25,170	00:28,002	<b>00:24,621</b>	<b>00:29,475</b>	<b>187,28</b>	11:50:39
11	PIT	00:25,341	00:28,162	00:38,874	00:35,347	182,02	11:52:47
12	03:19,588	01:56,379	00:28,575	00:25,049	00:29,585		11:56:07

<b>91</b>	<b>JIMENEZ, Borja</b>	Esp Solutions Motap					
	ESP	P.Vmax: 11				T. Ideal: 01:47,327	
Lap	Time	Sector 1	Sector 2	Sector 3	Sector 4	V.Max	Hour
1	START	01:03,001	00:29,710	00:25,549	00:31,155		11:32:28
2	01:49,413	00:26,178	00:28,619	00:24,681	00:29,935	180,00	11:34:18
3	01:51,049	00:27,942	00:28,412	00:24,724	00:29,971	182,02	11:36:09
4	01:48,876	00:25,578	00:28,612	00:24,731	00:29,955	179,50	11:37:58
5	01:48,561	00:26,128	00:28,195	00:24,646	00:29,592	180,50	11:39:46
6	01:48,049	00:25,448	00:28,099	00:24,613	00:29,889	<b>185,67</b>	11:41:34
7	01:48,441	<b>00:25,314</b>	<b>00:27,980</b>	00:25,305	00:29,842	184,09	11:43:23
8	PIT	00:26,322	00:29,665	00:25,343	00:34,817	184,09	11:45:19
9	NULL	00:25,307	00:28,659	00:24,720	00:30,314		11:49:08
10	NULL	00:25,384	00:28,380	00:24,632	00:29,991	179,01	11:50:56
11	01:48,446	00:25,469	00:28,376	00:24,683	00:29,918	178,51	11:52:45
12	NULL	00:25,396	00:28,572	00:25,084	00:29,935	181,51	11:54:34
13	<b>01:47,367</b>	00:25,346	00:27,988	<b>00:24,480</b>	<b>00:29,553</b>	180,50	11:56:21

<b>76</b>	<b>CAPOTE, Gonçalo</b>	Miguel Oliveira R. T					
	POR	P.Vmax: 26				T. Ideal: 01:52,406	
Lap	Time	Sector 1	Sector 2	Sector 3	Sector 4	V.Max	Hour
1	START	01:01,161	00:30,270	00:26,511	00:31,466		11:32:28
2	01:54,197	00:27,046	00:29,837	00:26,022	00:31,292	176,57	11:34:22
3	01:54,490	00:27,121	00:29,756	00:25,885	00:31,728	177,53	11:36:17
4	NULL	00:27,169	00:29,878	00:25,950	00:31,734	170,98	11:38:12
5	01:54,245	00:27,125	00:29,873	00:25,744	00:31,503	172,34	11:40:06
6	PIT	00:27,163	00:30,085	00:26,280	00:36,839	170,08	11:42:06

<b>92</b>	<b>AZNAR, Joel</b>	Team Speed Racing					
	ESP	P.Vmax: 30				T. Ideal: 01:49,870	
Lap	Time	Sector 1	Sector 2	Sector 3	Sector 4	V.Max	Hour
1	START	01:19,731	00:31,020	00:26,158	00:32,284		11:32:48
2	01:53,009	00:26,584	00:29,603	00:25,670	00:31,152	175,14	11:34:41
3	NULL	00:26,540	00:29,624	00:25,667	00:31,363	<b>1</b>	

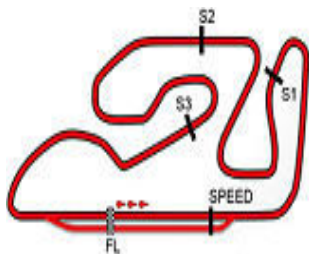


Circuit Ricardo Tormo

Cto. de ESPAÑA de SUPERBIKE 2022

ANALYSIS / SECTORS Ent. Cronometrado 1 SBK Junior

5	01:51,528	00:26,598	00:29,052	00:24,925	00:30,953	176,09	11:40:18
6	PIT	00:25,870	00:29,064	00:27,738	00:36,783	176,09	11:42:17
7	06:19,407	04:52,987	00:30,051	00:25,436	00:30,933		11:48:37
8	01:50,811	00:26,178	00:28,991	00:25,019	00:30,623	173,26	11:50:27
9	01:50,589	<b>00:25,862</b>	<b>00:28,767</b>	00:24,980	00:30,980	176,57	11:52:18
10	NULL	00:26,111	00:29,321	00:25,093	00:30,897	174,19	11:54:09
11	<b>01:50,174</b>	00:25,933	00:29,000	<b>00:24,884</b>	<b>00:30,357</b>	175,61	11:56:00



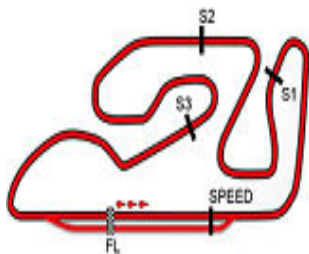
Circuit Ricardo Tormo

Cto. de ESPAÑA de SUPERBIKE 2022

Velocidades máximas Ent. Cronometrado 1 SBK Junior

Nombre	Equipo/Club	Vehículo	Mejores 5 velocidades máximas					Media	Max.	
71	BOLAÑO, Ivan	Gmfuel Vrc Team	KAWASAKI	190,6	185,1	184,1	183,6	182,5	185,2	190,6
58	RUIVINHO, Isaac	T. M.C. Loulé Concel	KAWASAKI	189,5	188,4	186,2	185,7	184,1	186,8	189,5
11	LIRA, Elmer Joel	Italika Racing Vrt	YAMAHA	187,8	185,7	184,1	183,6	183,6	184,9	187,8
74	CONESA, Juan A.	Mtm Kawasaki	KAWASAKI	187,3	184,6	182,0	182,0	181,0	183,4	187,3
44	RODRIGUEZ, Adrian	Team Speed Racing	KAWASAKI	187,3	186,2	186,2	186,2	184,6	186,1	187,3
26	OSUNA, Jose Manuel	Deza - Box 77 R. T.	KAWASAKI	187,3	186,7	183,1	182,5	181,5	184,2	187,3
22	MORA, Facundo Martín	Yamaha Ms Racing	YAMAHA	187,3	184,1	183,1	182,5	180,5	183,5	187,3
2	RIVERA, Natalia	I+Dent Racing T. J.	YAMAHA	186,7	185,7	185,1	184,1	183,1	184,9	186,7
79	GONÇALVES, Tomas M.	Quaresma Raceteam	KAWASAKI	186,2	185,7	185,7	184,6	184,1	185,3	186,2
12	RUIZ, Francisco Javier	Team Racing Fran26	KAWASAKI	186,2	184,1	181,0	180,5	179,5	182,3	186,2
91	JIMENEZ, Borja	Esp Solutions Motap	KAWASAKI	185,7	184,1	184,1	182,0	181,5	183,5	185,7
19	DELGADO, Adolfo	Italika Racing Vrt	YAMAHA	185,1	184,1	180,0	178,5	178,0	181,2	185,1
64	GOMEZ, N. Leonel	Quaresma Race Team	KAWASAKI	185,1	185,1	184,6	182,0	179,0	183,2	185,1
61	DEL OLMO, Javier	Kawasaki PI Racing J	KAWASAKI	185,1	184,6	184,1	183,6	182,5	184,0	185,1
56	MORILLAS, Dayron	Yamaha Ms Racing	YAMAHA	185,1	184,6	184,1	183,1	182,5	183,9	185,1
51	URIOSTEGUI, Juan Pablo	Esp Solutions Motap	KAWASAKI	184,6	184,6	182,5	182,5	181,5	183,2	184,6
33	SANCHEZ, Gonzalo	ETG Racing	YAMAHA	184,6	179,5	179,0	178,0	176,6	179,5	184,6
32	VALENTE, Rodrigo	Motap Racing Team	KAWASAKI	184,6	184,1	184,1	183,1	182,5	183,7	184,6
55	CALATAYUD, Unai	Arco-Motor U. Team	YAMAHA	184,6	181,0	180,0	180,0	178,5	180,8	184,6
57	TORRES, Antonio	Deza - Box 77 R. T.	KAWASAKI	184,1	182,0	182,0	181,5	181,0	182,1	184,1
48	GARCIA, Julio	Esp Solutions Motap	KAWASAKI	183,1	182,5	182,5	181,5	181,5	182,2	183,1
7	HERNANDO, Diego	I+Dent Racing T. J.	YAMAHA	182,5	182,0	182,0	181,0	181,0	181,7	182,5
23	RAPOSEIRAS, Jordi	Ilusioteam21	KAWASAKI	182,0	181,5	181,0	180,0	179,0	180,7	182,0
20	CORRAL, Javier	Arco-Motor U. Team	YAMAHA	182,0	182,0	181,5	181,5	180,5	181,5	182,0
18	MUÑOZ, Ivan	Deza - Box 77 R. T.	KAWASAKI	181,5	180,0	179,5	179,5	177,5	179,6	181,5
83	MADRIGAL, Astrid	Italika Racing Vrt	YAMAHA	180,0	180,0	179,5	179,5	177,5	179,3	180,0
76	CAPOTE, Gonçalo	Miguel Oliveira R. T	KAWASAKI	180,0	177,5	177,0	176,6	172,3	176,7	180,0
13	AVILES, Josue	I+Dent Racing T. J.	YAMAHA	180,0	179,0	176,1	175,1	174,7	177,0	180,0
35	FLEMING, Varis	Brp Racing	KAWASAKI	179,5	179,0	178,5	178,0	178,0	178,6	179,5
92	AZNAR, Joel	Team Speed Racing	KAWASAKI	178,0	176,6	176,1	176,1	176,1	176,6	178,0





Circuit Ricardo Tormo

Cto. de ESPAÑA de SUPERBIKE 2022

Mejores vueltas Ent. Cronometrado 1 SBK Junior

Nombre	Equipo/Club	Vehículo	Mejores vueltas						Media
74	CONESA, Juan A.	Mtm Kawasaki	KAWASAKI	01:47,268	01:47,697	01:48,191	01:48,205	01:48,938	01:48,059
91	JIMENEZ, Borja	Esp Solutions Motap	KAWASAKI	01:47,367	01:48,049	01:48,387	01:48,441	01:48,446	01:48,138
44	RODRIGUEZ, Adrian	Team Speed Racing	KAWASAKI	01:47,581	01:47,950	01:48,025	01:48,054	01:48,072	01:47,936
48	GARCIA, Julio	Esp Solutions Motap	KAWASAKI	01:47,598	01:48,225	01:48,292	01:48,779	01:48,897	01:48,358
55	CALATAYUD, Unai	Arco-Motor U. Team	YAMAHA	01:47,863	01:48,418	01:48,559	01:48,694	01:49,217	01:48,550
56	MORILLAS, Dayron	Yamaha Ms Racing	YAMAHA	01:47,921	01:48,207	01:48,421	01:48,601	01:48,613	01:48,352
79	GONÇALVES, Tomas M.	Quaresma Raceteam	KAWASAKI	01:47,957	01:48,773	01:49,385	01:50,047	01:52,997	01:49,831
26	OSUNA, Jose Manuel	Deza - Box 77 R. T.	KAWASAKI	01:47,968	01:48,157	01:48,403	01:48,437	01:48,466	01:48,286
57	TORRES, Antonio	Deza - Box 77 R. T.	KAWASAKI	01:48,045	01:48,454	01:48,638	01:48,750	01:49,123	01:48,602
20	CORRAL, Javier	Arco-Motor U. Team	YAMAHA	01:48,125	01:48,194	01:48,215	01:48,552	01:49,166	01:48,450
71	BOLAÑO, Ivan	Gmfuel Vrc Team	KAWASAKI	01:48,298	01:48,552	01:48,635	01:48,966	01:48,981	01:48,686
51	URIOSTEGUI, Juan Pablo	Esp Solutions Motap	KAWASAKI	01:48,758	01:48,998	01:49,025	01:49,113	01:49,158	01:49,010
2	RIVERA, Natalia	I+Dent Racing T. J.	YAMAHA	01:49,060	01:49,309	01:49,840	01:49,853	01:50,063	01:49,625
12	RUIZ, Francisco Javier	Team Racing Fran26	KAWASAKI	01:49,181	01:49,997	01:50,385	01:50,397	01:50,538	01:50,099
22	MORA, Facundo Martin	Yamaha Ms Racing	YAMAHA	01:49,432	01:49,444	01:50,059	01:50,214	01:50,379	01:49,905
58	RUIVINHO, Isaac	T. M.C. Loulé Concel	KAWASAKI	01:49,668	01:50,021	01:50,181	01:50,191	01:50,244	01:50,061
7	HERNANDO, Diego	I+Dent Racing T. J.	YAMAHA	01:49,792	01:49,928	01:50,044	01:50,225	01:50,235	01:50,044
61	DEL OLMO, Javier	Kawasaki PI Racing J	KAWASAKI	01:49,793	01:50,128	01:50,235	01:50,269	01:50,417	01:50,168
92	AZNAR, Joel	Team Speed Racing	KAWASAKI	01:50,174	01:50,589	01:50,811	01:51,422	01:51,528	01:50,904
83	MADRIGAL, Astrid	Italika Racing Vrt	YAMAHA	01:50,217	01:50,806	01:51,268	01:51,950	01:52,030	01:51,254
11	LIRA, Elmer Joel	Italika Racing Vrt	YAMAHA	01:50,244	01:51,189	01:51,311	01:51,727	01:51,868	01:51,267
19	DELGADO, Adolfo	Italika Racing Vrt	YAMAHA	01:50,306	01:50,551	01:50,557	01:50,599	01:50,954	01:50,593
23	RAPOSEIRAS, Jordi	Ilusioteam21	KAWASAKI	01:50,413	01:50,913	01:51,008	01:51,142	01:51,871	01:51,069
32	VALENTE, Rodrigo	Motap Racing Team	KAWASAKI	01:50,576	01:50,987	01:50,992	01:51,046	01:51,132	01:50,946
18	MUÑOZ, Ivan	Deza - Box 77 R. T.	KAWASAKI	01:50,807	01:50,900	01:51,016	01:51,166	01:51,238	01:51,025
33	SANCHEZ, Gonzalo	ETG Racing	YAMAHA	01:50,926	01:51,148	01:51,304	01:51,441	01:51,627	01:51,289
35	FLEMING, Varis	Brp Racing	KAWASAKI	01:51,277	01:52,152	01:52,451	01:52,551	01:53,035	01:52,293
76	CAPOTE, Gonçalo	Miguel Oliveira R. T	KAWASAKI	01:52,711	01:53,071	01:53,364	01:53,590	01:53,740	01:53,295
64	GOMEZ, N. Leonel	Quaresma Race Team	KAWASAKI	01:52,906	01:53,430	01:54,077	01:54,353	01:54,526	01:53,858
13	AVILES, Josue	I+Dent Racing T. J.	YAMAHA	01:55,529	01:56,463	01:59,586	01:59,809	02:02,063	01:58,690

