

23 Y 24 ABRIL
CIRCUIT RICARDO TORMO

Cto. de ESPAÑA de SUPERBIKE 2022

23-24 ABRIL 2022

Circuit Ricardo Tormo

Length: 4005 metros

Results Ent. Cronometrado 1 SBK

Pos.	N.	Rider	Team	Motorcycle	Nat.	Best Lap	iL	Laps	Gap	Interval	Speed	Tyr.	Cat.
1	99	GUTIERREZ, Oscar	Andotrans T. Torrent	YAMAHA	ESP	01:34,560	14	14			152,47	MI	SBK
2	55	MEDINA, Alejandro	Team Speed Racing	KAWASAKI	ESP	01:34,590	10	13	00:00,030	00:00,030	152,43	MI	SBK
3	53	RABAT, Esteve	Team Honda Laglisse	HONDA	ESP	01:34,622	13	16	00:00,062	00:00,032	152,37	DU	SBK
4	40	RAMOS, Roman	Kawasaki PI Racing	KAWASAKI	ESP	01:34,841	10	15	00:00,281	00:00,219	152,02	MI	SBK
5	51	GRANADO, Eric	Team Honda Laglisse	HONDA	BRA	01:34,894	6	16	00:00,334	00:00,053	151,94	DU	SBK
6	37	MIKHALCHYK, Ilya	Bmw Easyrace Team	BMW	UKR	01:34,900	13	14	00:00,340	00:00,006	151,93	DU	SBK
7	12	GOMEZ, Borja	Skx Cardoso Racing	YAMAHA	ESP	01:34,999	11	12	00:00,439	00:00,099	151,77	MI	SBK
8	94	URAMOTO, Naomichi	Jeg Racing	HONDA	JPN	01:35,062	5	6	00:00,502	00:00,063	151,67	PI	SBK
9	26	SAEZ, Daniel	Alma Racing Team	YAMAHA	ESP	01:35,102	13	13	00:00,542	00:00,040	151,61	PI	STK
10	75	LOPES, Ivo	Bmw Easyrace Team	BMW	POR	01:35,170	11	14	00:00,610	00:00,068	151,5	DU	SBK
11	93	POULSEN, Mathias	Poulsenracing	YAMAHA	DEN	01:35,755	9	16	00:01,195	00:00,585	150,57		STK
12	13	VALTONEN, Ville	Team Sensetec		FIN	01:36,134	12	13	00:01,574	00:00,379	149,98	PI	STK
13	44	ODENDAAL, Steven	Sp57 Racing Team	YAMAHA	RSA	01:36,283	5	16	00:01,723	00:00,149	149,75	MI	SBK
14	31	IOZZO, Dino	Ium Motorsports	YAMAHA	RSA	01:36,408	16	16	00:01,848	00:00,125	149,55	DU	STK
15	57	PALOMARES, Christian	Team Speed Racing	KAWASAKI	ESP	01:37,162	10	14	00:02,602	00:00,754	148,39	MI	SBK
16	74	CAUCHI, Ludovic	Team Mrs	KAWASAKI	FRA	01:38,216	14	16	00:03,656	00:01,054	146,8		STK
17	77	NAPOLEONE, Loic	Napoteam	YAMAHA	FRA	01:38,298	10	13	00:03,738	00:00,082	146,68	PI	STK
18	33	MONTERO, E.	Energy 21	BMW	ESP	01:38,816	8	12	00:04,256	00:00,518	145,91	DU	STK
19	29	NUÑEZ, Juan J.	Kawasaki Palmeto PI	KAWASAKI	ESP	01:39,787	11	15	00:05,227	00:00,971	144,49	MI	STK
20	21	LEYNINGER, Julien	Lcr Superbike	YAMAHA	FRA	01:40,006	6	7	00:05,446	00:00,219	144,17	MI	STK
21	6	ESTEVE, Jordi	Alma Racing Team	BMW	ESP	01:40,249	5	11	00:05,689	00:00,243	143,82		STK
22	76	FOLEY, Jacque	Jf76 Racing		IRL	01:40,276	9	11	00:05,716	00:00,027	143,78	PI	STK
23	25	NAPOLEONE, G.	Napoteam	YAMAHA	FRA	01:40,282	13	14	00:05,722	00:00,006	143,77	PI	STK
24	4	ARTIME, Javier	Team Honda Laglisse	HONDA	ESP	01:40,431	14	14	00:05,871	00:00,149	143,56	DU	STK
25	10	CORTES, Miguel		YAMAHA	ESP	01:40,565	12	13	00:06,005	00:00,134	143,37	MI	STK
26	92	DOMINGUEZ, Julio	Bmw Easyrace Team	BMW	ESP	01:40,664	10	12	00:06,104	00:00,099	143,23	DU	STK
27	23	JIMENEZ, Jose A.	Mdr - Ferquest - Uni	YAMAHA	ESP	01:42,188	3	13	00:07,628	00:01,524	141,09	MI	STK
28	35	NAVARRO, Raul	Yamaha Gv Stratos	YAMAHA	ESP	01:42,341	9	11	00:07,781	00:00,153	140,88	MI	STK
29	73	VERCHERE, Florent	Lcr Superbike	YAMAHA	FRA	01:42,605	5	7	00:08,045	00:00,264	140,52	MI	STK
Not Classified: 01:44,016													
.	66	LE GALLO, Philippe			FRA	01:44,085	7	10	00:09,525	00:01,480	138,52		SBK
.	7	SCHEIB, M. Cristian	Team Honda Laglisse	HONDA	CHI	23:41,270	2	3	22:06,710	21:57,185	10,14	DU	SBK

Circuit Ricardo Tormo

Final Official

Provisional Official

Length: 4005 m. Hour: 10:49

JURY:

Hour:

C.of the Course:

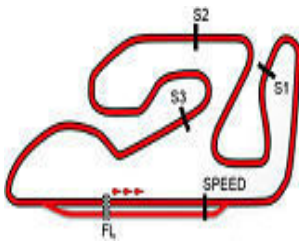
Hour:

23/04/2022

C.Timekeeper:

Hour:





Circuit Ricardo Tormo

Cto. de ESPAÑA de SUPERBIKE 2022

ANALYSIS / SECTORS Ent. Cronometrado 1 SBK

4		ARTIME, Javier ESP		Team Honda Laglisse			
				P.Vmax: 14		T. Ideal: 01:40,211	
Lap	Time	Sector 1	Sector 2	Sector 3	Sector 4	V.Max	Hour
1	START	00:40,960	00:29,700	00:25,235	00:28,954		10:52:03
2	01:44,892	00:23,658	00:28,194	00:25,142	00:27,898	267,77	10:53:48
3	01:42,555	00:23,430	00:27,291	00:24,493	00:27,341	265,57	10:55:31
4	01:42,156	00:23,004	00:28,051	00:23,962	00:27,139	266,67	10:57:13
5	01:40,951	00:22,908	00:27,214	00:23,855	00:26,974	263,41	10:58:54
6	01:40,852	00:22,806	00:27,141	00:23,947	00:26,958	267,77	11:00:35
7	01:40,926	00:22,774	00:26,991	00:24,066	00:27,095	268,88	11:02:15
8	01:41,885	00:23,052	00:27,144	00:24,326	00:27,363	263,41	11:03:57
9	PIT	00:26,309	00:30,040	00:24,867	00:35,496	244,53	11:05:54
10	07:19,657	05:55,463	00:30,143	00:25,260	00:28,791		11:13:14
11	01:44,692	00:23,072	00:29,646	00:24,395	00:27,579	259,20	11:14:58
12	01:44,977	00:25,722	00:27,890	00:24,283	00:27,082	266,67	11:16:43
13	01:40,938	00:22,808	00:27,097	00:24,149	00:26,884	263,41	11:18:24
14	01:40,431	00:22,745	00:27,211	00:23,799	00:26,676	266,67	11:20:05

12		GOMEZ, Borja ESP		Skx Cardoso Racing			
				P.Vmax: 4		T. Ideal: 01:33,843	
Lap	Time	Sector 1	Sector 2	Sector 3	Sector 4	V.Max	Hour
1	START	00:54,990	00:30,830	00:21,248	00:26,484		10:52:12
2	01:36,452	00:22,207	00:25,991	00:22,658	00:25,596	272,27	10:53:48
3	01:35,843	00:21,939	00:25,658	00:22,604	00:25,642	270,00	10:55:24
4	01:35,058	00:21,793	00:25,439	00:22,290	00:25,536	270,00	10:56:59
5	01:38,654	00:22,418	00:27,706	00:23,046	00:25,484	270,00	10:58:38
6	01:35,417	00:21,997	00:25,415	00:22,376	00:25,629	268,88	11:00:13
7	01:35,709	00:21,794	00:25,543	00:22,457	00:25,915	268,88	11:01:49
8	PIT	00:24,908	00:27,177	00:23,381	00:32,326	268,88	11:03:37
9	05:14,318	03:55,149	00:26,693	00:26,650	00:25,826		11:08:51
10	01:39,119	00:24,677	00:25,729	00:22,361	00:26,352	270,00	11:10:30
11	01:34,999	00:21,696	00:25,452	00:22,367	00:25,484	270,00	11:12:05
12	PIT	00:22,588	00:26,990	00:23,839	00:33,933	267,77	11:13:53

6		ESTEVE, Jordi ESP		Alma Racing Team			
				P.Vmax: 22		T. Ideal: 01:39,641	
Lap	Time	Sector 1	Sector 2	Sector 3	Sector 4	V.Max	Hour
1	PIT	01:52,469	00:28,053	00:24,349	00:33,339		10:53:16
2	02:49,187	01:30,040	00:27,810	00:24,196	00:27,141		10:56:06
3	02:34,337	01:12,612	00:28,379	00:24,483	00:28,863	264,49	10:58:40
4	01:40,472	00:22,966	00:26,837	00:24,017	00:26,652	264,49	11:00:20
5	01:40,249	00:22,979	00:26,714	00:23,653	00:26,903	262,35	11:02:01
6	01:40,316	00:23,140	00:26,823	00:23,512	00:26,841	262,35	11:03:41
7	PIT	00:22,836	00:26,988	00:24,342	00:37,179	263,41	11:05:32
8	10:07,977	08:46,382	00:26,643	00:27,453	00:27,499		11:15:40
9	01:42,436	00:23,004	00:27,825	00:24,101	00:27,506	261,29	11:17:23
10	02:14,203	00:22,834	00:26,948	00:54,391	00:30,030	260,24	11:19:37
11	PIT	00:34,978	00:35,313	00:30,216	00:45,944	250,19	11:22:03

13		VALTONEN, Ville FIN		Team Sensetec			
				P.Vmax: 9		T. Ideal: 01:36,080	
Lap	Time	Sector 1	Sector 2	Sector 3	Sector 4	V.Max	Hour
1	START	01:03,220	00:28,430	00:24,400	00:26,972		10:52:21
2	01:39,582	00:22,445	00:26,569	00:23,911	00:26,657	268,88	10:54:01
3	01:39,103	00:22,357	00:26,322	00:23,719	00:26,705	265,57	10:55:40
4	PIT	00:22,164	00:26,106	00:23,295	00:36,034	266,67	10:57:28
5	04:12,431	02:52,804	00:29,285	00:23,794	00:26,548		11:01:40
6	01:37,142	00:22,130	00:25,976	00:23,007	00:26,029	267,77	11:03:17
7	01:36,722	00:22,013	00:25,692	00:22,911	00:26,106	265,57	11:04:54
8	01:37,576	00:21,978	00:25,942	00:23,434	00:26,222	267,77	11:06:31
9	PIT	00:22,455	00:26,803	00:24,109	00:36,883	270,00	11:08:22
10	06:42,597	05:20,103	00:31,373	00:24,558	00:26,563		11:15:04
11	01:36,435	00:21,990	00:25,684	00:22,858	00:25,903	267,77	11:16:41
12	01:36,134	00:21,766	00:25,610	00:22,912	00:25,846	265,57	11:18:17
13	01:51,640	00:23,399	00:29,975	00:27,770	00:30,496	267,77	11:20:08

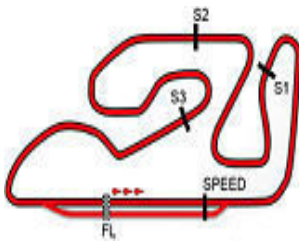
7		SCHEIB, M. Cristian CHI		Team Honda Laglisse			
				P.Vmax: 7		T. Ideal: 01:37,236	
Lap	Time	Sector 1	Sector 2	Sector 3	Sector 4	V.Max	Hour
1	PIT	00:26,308	00:26,262	00:22,810	00:38,032		10:51:52
2	23:41,270	22:25,491	00:26,180	00:22,975	00:26,624		11:15:33
3	PIT	00:21,622	03:30,263	00:28,260	00:39,660	271,13	11:20:33

21		LEYNINGER, Julien FRA		Lcr Superbike			
				P.Vmax: 23		T. Ideal: 01:39,630	
Lap	Time	Sector 1	Sector 2	Sector 3	Sector 4	V.Max	Hour
1	START	01:41,340	00:29,199	00:25,369	00:27,499		10:53:02
2	01:42,426	00:23,277	00:27,541	00:24,486	00:27,122	258,17	10:54:44
3	01:42,256	00:22,677	00:27,363	00:25,122	00:27,094	263,41	10:56:26
4	01:40,583	00:22,793	00:27,219	00:23,737	00:26,834	261,29	10:58:07
5	01:40,208	00:22,503	00:27,254	00:23,689	00:26,762	261,29	10:59:47
6	01:40,006	00:22,539	00:26,812	00:23,598	00:27,057	263,41	11:01:27
7	PIT	00:22,458	00:29,842	00:27,500	00:37,144	261,29	11:03:24

10		CORTES, Miguel ESP					
				P.Vmax: 30		T. Ideal: 01:40,129	
Lap	Time	Sector 1	Sector 2	Sector 3	Sector 4	V.Max	Hour
1	START	01:25,900	00:27,425	00:24,549	00:28,355		10:52:44
2	01:44,971	00:24,715	00:27,817	00:24,477	00:27,962	252,14	10:54:29
3	01:42,394	00:23,350	00:27,341	00:24,062	00:27,641	253,13	10:56:12
4	01:41,221	00:23,212	00:27,186	00:23,608	00:27,215	255,12	10:57:53
5	01:41,779	00:23,176	00:27,168	00:24,236	00:27,199	252,14	10:59:35
6	01:42,835	00:23,107	00:27,655	00:24,545	00:27,528	255,12	11:01:18
7	01:41,029	00:23,149	00:27,021	00:23,710	00:27,149	255,12	11:02:59
8	NULL	00:26,497	00:29,532	00:24,569	00:27,606	253,13	11:04:47
9	01:42,216	00:23,772	00:27,322	00:24,044	00:27,078	257,14	11:06:29
10	01:41,533	00:23,015	00:27,137	00:23,814	00:27,567	259,20	11:08:11
11	01:41,172	00:23,035	00:26,872	00:23,947	00:27,318	258,17	11:09:52
12	01:40,565	00:22,821	00:27,037	00:23,879	00:26,828	256,13	11:11:32
13	PIT	00:26,123	00:28,200	00:26,695	00:42,719	256,13	11:13:36

23		JIMENEZ, Jose A. ESP		Mdr - Ferquest - Uni			
				P.Vmax: 24		T. Ideal: 01:41,572	
Lap	Time	Sector 1	Sector 2	Sector 3	Sector 4	V.Max	Hour
1	START	01:28,300	00:28,704	00:24,671	00:27,907		10:52:48
2	01:43,285	00:23,878	00:27,638	00:24,173	00:27,596	256,13	10:54:31
3	01:42,188	00:23,074	00:27,685	00:24,024	00:27,405	260,24	10:56:13
4	NULL	00:23,109	00:27,293	00:23,800	00:27,541	261,29	10:57:55
5	01:47,914	00:23,309	00:30,486	00:25,944	00:28,175	259,20	10:59:43
6	02:45,805	00:31,720	00:28,395	01:16,699	00:28,991	260,24	11:02:29
7	01:43,329	00:23,200	00:27,739	00:24,709	00:27,681	259,20	11:04:12
8	01:48,134	00:26,083	00:28,998	00:25,129	00:27,924	261,29	11:06:00
9	01:43,099	00:23,375	00:27,461	00:24,467	00:27,796	258,17	11:07:43
10	PIT	00:23,663	00:27,374	00:24,497	00:39,777	258,17	11:09:39
11	07:49,069	06:28,014	00:28,316	00:25,258	00:27,481		11:17:28
12	01:48,923	00:27,742	00:28,815	00:24,297	00:28,069	257,14	11:19:17





Circuit Ricardo Tormo

Cto. de ESPAÑA de SUPERBIKE 2022

ANALYSIS / SECTORS Ent. Cronometrado 1 SBK

Lap	Time	Sector 1	Sector 2	Sector 3	Sector 4	V.Max	Hour
13	01:42,433	00:23,203	00:27,498	00:24,259	00:27,473	256,13	11:20:59
25	NAPOLEONE, G. Napoteam FRA P.Vmax: 24 T. Ideal: 01:39,982						
1	START	01:53,221	00:28,632	00:24,828	00:27,937		10:53:13
2	01:45,122	00:24,804	00:28,858	00:24,073	00:27,387	256,13	10:54:58
3	01:44,227	00:23,835	00:29,318	00:23,853	00:27,221	257,14	10:56:42
4	01:44,931	00:24,405	00:28,822	00:24,791	00:26,913	257,14	10:58:27
5	01:41,279	00:23,183	00:27,035	00:23,715	00:27,346	259,20	11:00:08
6	01:40,993	00:23,116	00:27,027	00:23,810	00:27,040	257,14	11:01:49
7	01:41,075	00:22,808	00:27,106	00:23,737	00:27,424	261,29	11:03:30
8	01:42,344	00:23,414	00:27,185	00:24,081	00:27,664	255,12	11:05:13
9	01:41,031	00:23,141	00:26,927	00:23,797	00:27,166	255,12	11:06:54
10	NULL	00:22,880	00:26,877	00:23,807	00:27,071	258,17	11:08:35
11	PIT	00:38,618	00:34,472	00:52,911	00:40,694	258,17	11:11:21
12	05:50,732	04:31,210	00:28,130	00:24,293	00:27,099		11:17:12
13	01:40,282	00:22,736	00:27,047	00:23,646	00:26,853	254,12	11:18:52
14	01:40,287	00:22,613	00:27,118	00:23,639	00:26,917	257,14	11:20:32

Lap	Time	Sector 1	Sector 2	Sector 3	Sector 4	V.Max	Hour
26	SAEZ, Daniel Alma Racing Team ESP P.Vmax: 9 T. Ideal: 01:34,993						
1	START	00:29,980	00:27,570	00:23,370	00:26,621		10:51:46
2	01:36,951	00:22,043	00:26,128	00:22,799	00:25,981	266,67	10:53:23
3	NULL	00:23,632	00:26,487	00:23,110	00:26,326	270,00	10:55:02
4	01:36,584	00:21,895	00:25,841	00:22,777	00:26,071	266,67	10:56:39
5	PIT	00:23,438	00:26,746	00:23,191	00:32,915	267,77	10:58:25
6	06:39,436	05:23,367	00:26,678	00:23,133	00:26,258		11:05:05
7	01:36,649	00:21,900	00:26,092	00:22,642	00:26,015	263,41	11:06:41
8	01:35,598	00:21,715	00:25,663	00:22,459	00:25,761	267,77	11:08:17
9	01:35,514	00:21,579	00:25,700	00:22,570	00:25,665	266,67	11:09:52
10	01:37,727	00:22,944	00:26,020	00:22,942	00:25,821	267,77	11:11:30
11	PIT	00:22,540	00:26,070	00:23,081	00:32,069	266,67	11:13:14
12	05:21,051	04:03,760	00:27,186	00:24,010	00:26,095		11:18:35
13	01:35,102	00:21,655	00:25,453	00:22,492	00:25,502	267,77	11:20:10

Lap	Time	Sector 1	Sector 2	Sector 3	Sector 4	V.Max	Hour
29	NUÑEZ, Juan J. Kawasaki Palmeto PI ESP P.Vmax: 9 T. Ideal: 01:39,451						
1	START	01:15,700	00:29,338	00:25,620	00:27,906		10:52:37
2	01:43,523	00:23,117	00:28,170	00:24,777	00:27,459	261,29	10:54:20
3	01:42,261	00:22,753	00:27,631	00:24,611	00:27,266	268,88	10:56:03
4	01:41,358	00:22,555	00:27,521	00:24,288	00:26,994	270,00	10:57:44
5	01:41,326	00:22,549	00:27,347	00:24,343	00:27,087	267,77	10:59:25
6	PIT	00:22,824	00:27,649	00:24,515	00:36,966	263,41	11:01:17
7	05:43,619	04:23,669	00:28,409	00:24,329	00:27,212		11:07:01
8	01:42,478	00:23,758	00:27,506	00:24,050	00:27,164	268,88	11:08:43
9	01:40,412	00:22,356	00:27,192	00:23,960	00:26,904	270,00	11:10:24
10	01:40,455	00:22,353	00:27,249	00:24,058	00:26,795	270,00	11:12:04
11	01:39,787	00:22,636	00:26,815	00:23,743	00:26,593	268,88	11:13:44
12	01:40,265	00:22,300	00:27,137	00:23,956	00:26,872	266,67	11:15:24
13	01:40,151	00:22,636	00:26,863	00:24,025	00:26,627	266,67	11:17:04
14	01:46,832	00:26,659	00:28,790	00:24,429	00:26,954	260,24	11:18:51
15	01:39,831	00:22,402	00:26,936	00:23,885	00:26,608	266,67	11:20:31

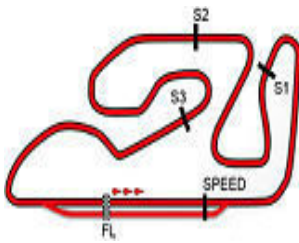
Lap	Time	Sector 1	Sector 2	Sector 3	Sector 4	V.Max	Hour
31	IOZZO, Dino Ium Motorsports RSA P.Vmax: 14 T. Ideal: 01:34,017						
1	START	00:53,050	00:32,450	00:20,300	00:26,894		10:52:11

2	01:40,573	00:23,296	00:26,734	00:23,519	00:27,024	267,77	10:53:52
3	01:39,106	00:22,490	00:26,524	00:23,321	00:26,771	268,88	10:55:31
4	01:40,014	00:23,288	00:26,960	00:23,326	00:26,440	268,88	10:57:11
5	01:38,997	00:22,754	00:26,568	00:23,252	00:26,423	264,49	10:58:50
6	PIT	00:23,536	00:26,626	00:23,259	00:34,966	265,57	11:00:38
7	NULL	04:33,707	00:27,616	00:23,608	00:26,266		11:06:29
8	01:37,068	00:22,076	00:26,299	00:22,711	00:25,982	267,77	11:08:06
9	01:36,958	00:22,040	00:26,045	00:22,788	00:26,085	266,67	11:09:43
10	01:38,759	00:22,312	00:26,353	00:23,570	00:26,524	266,67	11:11:22
11	01:36,931	00:22,032	00:25,975	00:22,759	00:26,165	264,49	11:12:59
12	01:36,866	00:21,998	00:26,112	00:22,762	00:25,994	263,41	11:14:36
13	01:38,463	00:22,646	00:26,489	00:22,959	00:26,369	264,49	11:16:14
14	01:37,133	00:22,086	00:26,053	00:22,737	00:26,257	263,41	11:17:51
15	01:36,826	00:22,172	00:26,053	00:22,721	00:25,880	261,29	11:19:28
16	01:36,408	00:21,938	00:25,899	00:22,635	00:25,936	262,35	11:21:05

Lap	Time	Sector 1	Sector 2	Sector 3	Sector 4	V.Max	Hour
33	MONTERO, E. Energy 21 ESP P.Vmax: 7 T. Ideal: 01:38,816						
1	START	01:29,170	00:28,292	00:24,630	00:27,023		10:52:47
2	01:49,831	00:24,774	00:29,374	00:28,654	00:27,029	267,77	10:54:37
3	PIT	00:25,049	00:27,715	00:24,287	00:35,359	268,88	10:56:30
4	10:57,967	09:38,627	00:27,899	00:24,143	00:27,298		11:07:28
5	NULL	00:23,455	00:27,222	00:23,800	00:27,284	268,88	11:09:09
6	01:39,765	00:22,614	00:26,862	00:23,435	00:26,854	267,77	11:10:49
7	01:44,959	00:22,607	00:29,667	00:25,852	00:26,833	271,13	11:12:34
8	01:38,816	00:22,322	00:26,554	00:23,346	00:26,594	267,77	11:14:13
9	01:43,925	00:24,661	00:27,400	00:24,345	00:27,519	270,00	11:15:57
10	01:42,165	00:24,061	00:27,633	00:23,684	00:26,787	271,13	11:17:39
11	01:39,118	00:22,436	00:26,684	00:23,393	00:26,605	267,77	11:19:18
12	PIT	00:22,443	00:28,034	00:25,551	00:37,529	267,77	11:21:12

Lap	Time	Sector 1	Sector 2	Sector 3	Sector 4	V.Max	Hour
35	NAVARRO, Raul Yamaha Gv Stratos ESP P.Vmax: 24 T. Ideal: 01:40,271						
1	START	00:54,570	00:31,330	00:22,374	00:28,536		10:52:15
2	01:42,931	00:23,602	00:27,423	00:24,184	00:27,722	261,29	10:53:58
3	01:42,966	00:23,228	00:27,719	00:24,140	00:27,879	254,12	10:55:41
4	01:42,826	00:23,036	00:27,500	00:24,104	00:28,186	253,13	10:57:24
5	PIT	00:24,498	00:28,350	00:24,915	00:34,005	252,14	10:59:16
6	06:00,131	04:35,899	00:30,760	00:24,988	00:28,484		11:05:16
7	01:46,483	00:25,910	00:28,128	00:24,325	00:28,120	253,13	11:07:02
8	01:42,890	00:23,476	00:27,661	00:24,017	00:27,736	254,12	11:08:45
9	01:42,341	00:23,187	00:27,139	00:24,113	00:27,902	255,12	11:10:27
10	02:19,396	00:29,907	00:32,840	00:48,188	00:28,461	254,12	11:12:47
11	PIT	00:23,301	00:27,542	00:24,873	00:38,610	253,13	11:14:41

Lap	Time	Sector 1	Sector 2	Sector 3	Sector 4	V.Max	Hour
37	MIKHALCHYK, Ilya Bmw Easyrace Team UKR P.Vmax: 14 T. Ideal: 01:34,844						
1	START	01:51,607	00:27,856	00:23,542	00:26,570		10:53:08
2	01:37,157	00:22,533	00:26,036	00:22,643	00:25,945	265,57	10:54:45
3	01:38,463	00:22,109	00:26,855	00:23,230	00:26,269	268,88	10:56:23
4	01:36,034	00:22,113	00:25,745	00:22,454	00:25,722	266,67	10:57:59
5	01:35,793	00:21,966	00:25,640	00:22,603	00:25,584	265,57	10:59:35
6	01:38,975	00:23,011	00:26,919	00:23,133	00:25,912	267,77	11:01:14
7	01:38,490	00:23,392	00:26,244	00:22,733	00:26,121	266,67	11:02:53
8	01:35,474	00:21,937	00:25,547	00:22,462	00:25,528	264,49	11:04:28
9	PIT	00:21,814	00:25,851	00:23,099	00:35,172	265,57	11:06:14



Circuit Ricardo Tormo

23-24 ABRIL 2022

Circuit Ricardo Tormo

Cto. de ESPAÑA de SUPERBIKE 2022

ANALYSIS / SECTORS Ent. Cronometrado 1 SBK

10	07:33,599	06:12,788	00:30,005	00:24,394	00:26,412		11:13:48	12	01:35,398	00:21,649	00:25,540	00:22,535	00:25,674	273,42	11:14:52
11	01:36,311	00:21,783	00:25,703	00:22,455	00:26,370	265,57	11:15:24	13	01:35,215	00:21,533	00:25,498	00:22,520	00:25,664	273,42	11:16:27
12	01:35,436	00:21,903	00:25,540	00:22,419	00:25,574	265,57	11:16:59	14	01:43,351	00:26,355	00:26,835	00:23,664	00:26,497	270,00	11:18:10
13	01:34,900	00:21,659	00:25,392	00:22,411	00:25,438	265,57	11:18:34	15	01:35,306	00:21,617	00:25,453	00:22,587	00:25,649	275,74	11:19:46
14	01:34,971	00:21,605	00:25,517	00:22,409	00:25,440	264,49	11:20:09	16	01:35,598	00:21,705	00:25,530	00:22,684	00:25,679	273,42	11:21:21

40		RAMOS, Roman		Kawasaki PI Racing			
Lap Time		Sector 1	Sector 2	Sector 3	Sector 4	V.Max	Hour
1 START		00:54,650	00:31,090	00:21,058	00:26,463		10:52:12
2 01:36,488		00:22,121	00:26,019	00:22,608	00:25,740	268,88	10:53:48
3 NULL		00:21,976	00:25,639	00:22,663	00:25,445	270,00	10:55:24
4 01:35,260		00:21,837	00:25,488	00:22,378	00:25,557	267,77	10:56:59
5 01:38,277		00:23,465	00:26,603	00:22,615	00:25,594	264,49	10:58:37
6 01:35,128		00:21,760	00:25,405	00:22,480	00:25,483	272,27	11:00:12
7 PIT		00:21,731	00:25,543	00:23,866	00:32,073	267,77	11:01:56
8 06:54,922		05:36,067	00:26,582	00:26,616	00:25,657		11:08:51
9 01:39,033		00:24,845	00:25,635	00:22,395	00:26,158	268,88	11:10:30
10 01:34,841		00:21,596	00:25,376	00:22,465	00:25,404	267,77	11:12:04
11 01:35,548		00:22,126	00:25,389	00:22,529	00:25,504	271,13	11:13:40
12 01:35,360		00:21,600	00:25,721	00:22,503	00:25,536	266,67	11:15:15
13 01:35,059		00:21,606	00:25,515	00:22,508	00:25,430	267,77	11:16:50
14 01:38,586		00:23,358	00:25,931	00:23,383	00:25,914	265,57	11:18:29
15 01:35,318		00:21,675	00:25,454	00:22,524	00:25,665	265,57	11:20:04

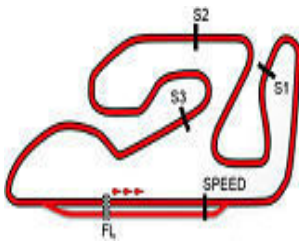
53		RABAT, Esteve		Team Honda Laglisse			
Lap Time		Sector 1	Sector 2	Sector 3	Sector 4	V.Max	Hour
1 START		00:40,080	00:27,780	00:23,310	00:26,296		10:51:56
2 01:37,850		00:22,250	00:26,616	00:23,065	00:25,919	273,42	10:53:34
3 01:39,711		00:24,770	00:26,206	00:22,907	00:25,828	273,42	10:55:13
4 01:35,933		00:21,882	00:25,841	00:22,539	00:25,671	270,00	10:56:49
5 01:35,515		00:21,769	00:25,719	00:22,592	00:25,435	272,27	10:58:25
6 01:35,611		00:21,712	00:25,506	00:22,720	00:25,673	274,58	11:00:00
7 01:35,202		00:21,740	00:25,563	00:22,462	00:25,437	273,42	11:01:36
8 01:35,143		00:21,513	00:25,616	00:22,482	00:25,532	274,58	11:03:11
9 PIT		00:21,508	00:25,386	00:22,394	00:31,122	268,88	11:04:51
10 05:51,139		04:36,083	00:26,517	00:22,762	00:25,777		11:10:42
11 01:35,221		00:21,616	00:25,665	00:22,391	00:25,549	271,13	11:12:17
12 01:35,085		00:21,485	00:25,450	00:22,450	00:25,700	272,27	11:13:53
13 01:34,622		00:21,329	00:25,460	00:22,418	00:25,415	272,27	11:15:27
14 01:34,721		00:21,406	00:25,445	00:22,490	00:25,380	272,27	11:17:02
15 01:34,687		00:21,455	00:25,407	00:22,481	00:25,344	271,13	11:18:37
16 PIT		00:21,512	00:25,470	00:22,413	00:38,409	273,42	11:20:24

44		ODENDAAL, Steven		Sp57 Racing Team			
Lap Time		Sector 1	Sector 2	Sector 3	Sector 4	V.Max	Hour
1 START		00:54,090	00:31,570	00:20,881	00:26,969		10:52:12
2 01:39,047		00:22,761	00:26,501	00:23,537	00:26,248	268,88	10:53:51
3 01:38,012		00:22,160	00:26,078	00:23,820	00:25,954	265,57	10:55:29
4 01:36,296		00:21,902	00:25,840	00:22,848	00:25,706	267,77	10:57:05
5 01:36,283		00:21,983	00:25,856	00:22,781	00:25,663	266,67	10:58:41
6 NULL		00:22,893	00:25,758	00:23,487	00:25,762	270,00	11:00:19
7 01:36,776		00:22,080	00:25,969	00:22,863	00:25,864	266,67	11:01:56
8 PIT		00:22,125	00:26,456	00:23,206	00:31,463	268,88	11:03:39
9 05:28,748		04:12,562	00:26,936	00:23,298	00:25,952		11:09:08
10 01:37,796		00:22,174	00:26,523	00:23,105	00:25,994	264,49	11:10:46
11 01:36,679		00:22,209	00:25,842	00:22,974	00:25,654	267,77	11:12:23
12 01:36,591		00:21,844	00:25,953	00:22,963	00:25,831	266,67	11:13:59
13 01:37,449		00:22,069	00:25,929	00:23,212	00:26,239	265,57	11:15:37
14 01:36,568		00:21,868	00:25,892	00:23,058	00:25,750	265,57	11:17:13
15 01:37,392		00:22,005	00:26,094	00:23,215	00:26,078	265,57	11:18:51
16 PIT		00:21,854	00:28,638	00:23,642	00:35,590	263,41	11:20:40

55		MEDINA, Alejandro		Team Speed Racing			
Lap Time		Sector 1	Sector 2	Sector 3	Sector 4	V.Max	Hour
1 START		00:53,130	00:27,630	00:22,793	00:25,885		10:52:08
2 01:35,759		00:22,025	00:25,564	00:22,639	00:25,531	268,88	10:53:43
3 01:35,140		00:21,763	00:25,329	00:22,513	00:25,535	266,67	10:55:19
4 PIT		00:21,788	00:26,231	00:24,026	00:32,856	265,57	10:57:03
5 05:29,652		04:15,070	00:25,962	00:22,737	00:25,883		11:02:33
6 01:35,550		00:21,821	00:25,512	00:22,604	00:25,613	266,67	11:04:09
7 01:35,706		00:21,682	00:25,537	00:22,726	00:25,761	267,77	11:05:44
8 PIT		00:21,983	00:26,066	00:22,762	00:31,697	264,49	11:07:27
9 06:53,498		05:38,969	00:26,414	00:22,447	00:25,668		11:14:20
10 01:34,590		00:21,637	00:25,365	00:22,130	00:25,458	265,57	11:15:55
11 01:35,577		00:21,804	00:25,425	00:22,605	00:25,743	265,57	11:17:31
12 01:35,527		00:21,780	00:25,506	00:22,488	00:25,753	263,41	11:19:06
13 01:36,165		00:21,854	00:25,514	00:22,552	00:26,245	264,49	11:20:42

51		GRANADO, Eric		Team Honda Laglisse			
Lap Time		Sector 1	Sector 2	Sector 3	Sector 4	V.Max	Hour
1 START		00:29,510	00:27,800	00:23,370	00:26,403		10:51:45
2 01:36,761		00:22,077	00:26,201	00:22,778	00:25,705	272,27	10:53:22
3 01:36,516		00:21,626	00:25,517	00:22,598	00:26,775	274,58	10:54:59
4 01:35,718		00:21,789	00:25,560	00:22,601	00:25,768	274,58	10:56:34
5 01:40,084		00:25,646	00:26,066	00:22,635	00:25,737	272,27	10:58:14
6 01:34,894		00:21,512	00:25,349	00:22,389	00:25,644	273,42	10:59:49
7 PIT		00:22,191	00:25,723	00:22,937	00:34,166	273,42	11:01:34
8 06:55,664		05:39,550	00:27,239	00:22,876	00:25,999		11:08:30
9 01:35,122		00:21,513	00:25,533	00:22,546	00:25,530	272,27	11:10:05
10 01:35,076		00:21,579	00:25,388	00:22,552	00:25,557	274,58	11:11:40
11 01:36,334		00:21,709	00:25,510	00:23,503	00:25,612	273,42	11:13:17

57		PALOMARES, Christian		Team Speed Racing			
Lap Time		Sector 1	Sector 2	Sector 3	Sector 4	V.Max	Hour
1 START		00:54,410	00:31,330	00:22,007	00:26,715		10:52:13
2 01:39,518		00:23,204	00:26,604	00:23,259	00:26,451	266,67	10:53:52
3 01:38,566		00:22,577	00:26,243	00:23,496	00:26,250	260,24	10:55:31
4 01:39,819		00:22,994	00:26,861	00:23,341	00:26,623	267,77	10:57:11
5 PIT		00:22,492	00:31,124	00:25,257	00:31,912	256,13	10:59:01
6 07:58,426		06:39,168	00:28,203	00:24,125	00:26,930		11:07:00
7 01:51,638		00:27,110	00:27,949	00:26,310	00:30,269	259,20	11:08:51
8 01:40,191		00:23,937	00:26,800	00:23,035	00:26,419	264,49	11:10:32
9 01:37,770		00:22,345	00:26,268	00:23,040	00:26,117	262,35	11:12:09
10 01:37,162		00:22,132	00:26,051	00:23,010	00:25,969	260,24	11:13:47
11 NULL		00:24,130	00:29,560	00:28,721	00:28,136	260,24	11:15:37
12 01:37,388		00:22,221	00:26,089	00:22,988	00:26,090	259,20	11:17:15
13 01:37,876		00:22,245	00:26,110	00:22,993	00:26,528	258,17	



Circuit Ricardo Tormo

23-24 ABRIL 2022

Circuit Ricardo Tormo

Cto. de ESPAÑA de SUPERBIKE 2022

ANALYSIS / SECTORS Ent. Cronometrado 1 SBK

14	PIT	00:24,194	00:28,784	00:26,234	00:35,958	261,29	11:20:48
66	LE GALLO, Philippe						
	FRA	P.Vmax: 24		T. Ideal: 01:43,793			
Lap	Time	Sector 1	Sector 2	Sector 3	Sector 4	V.Max	Hour
1	START	01:31,090	00:29,592	00:26,033	00:28,849		10:52:54
2	01:47,535	00:24,827	00:28,552	00:25,715	00:28,441	260,24	10:54:41
3	01:46,669	00:23,933	00:28,415	00:25,966	00:28,355	259,20	10:56:28
4	01:46,378	00:24,028	00:28,310	00:25,555	00:28,485	260,24	10:58:14
5	PIT	00:24,074	00:28,363	00:25,796	00:41,061	254,12	11:00:14
6	09:44,413	08:21,591	00:28,980	00:25,525	00:28,317		11:09:58
7	01:44,085	00:23,693	00:28,085	00:24,613	00:27,694	261,29	11:11:42
8	01:44,698	00:23,584	00:27,902	00:24,989	00:28,223	261,29	11:13:27
9	PIT	00:33,066	00:35,071	00:36,100	00:45,994	261,29	11:15:57
10	PIT	03:33,202	00:32,182	00:25,981	00:36,765		11:21:05

73	VERCHERE, Florent						
	FRA	Lcr Superbike		P.Vmax: 24			T. Ideal: 01:42,191
Lap	Time	Sector 1	Sector 2	Sector 3	Sector 4	V.Max	Hour
1	START	01:17,220	00:29,064	00:25,465	00:28,034		10:52:38
2	01:43,805	00:23,767	00:28,150	00:24,424	00:27,464	259,20	10:54:22
3	01:43,095	00:23,533	00:27,871	00:24,282	00:27,409	259,20	10:56:05
4	01:42,994	00:23,580	00:27,650	00:24,211	00:27,553	261,29	10:57:48
5	01:42,605	00:23,687	00:27,278	00:24,423	00:27,217	258,17	10:59:31
6	01:43,227	00:23,914	00:27,651	00:24,343	00:27,319	259,20	11:01:14
7	PIT	00:24,090	00:27,617	00:24,163	00:39,905	258,17	11:03:10

74	CAUCHI, Ludovic						
	FRA	Team Mrs		P.Vmax: 14			T. Ideal: 01:35,627
Lap	Time	Sector 1	Sector 2	Sector 3	Sector 4	V.Max	Hour
1	START	00:52,970	00:32,610	00:20,824	00:26,837		10:52:11
2	01:40,404	00:23,420	00:26,718	00:23,630	00:26,636	267,77	10:53:52
3	01:39,250	00:22,497	00:26,388	00:23,884	00:26,481	267,77	10:55:31
4	01:40,054	00:22,883	00:27,125	00:23,410	00:26,636	268,88	10:57:11
5	01:39,062	00:22,655	00:26,428	00:23,609	00:26,370	264,49	10:58:50
6	01:41,944	00:23,819	00:26,615	00:24,497	00:27,013	264,49	11:00:32
7	01:38,623	00:22,292	00:26,305	00:23,643	00:26,383	263,41	11:02:11
8	PIT	00:24,362	00:27,309	00:24,033	00:36,571	264,49	11:04:03
9	05:09,768	03:51,675	00:27,414	00:23,809	00:26,870		11:09:13
10	01:38,962	00:22,396	00:26,627	00:23,388	00:26,551	263,41	11:10:52
11	01:40,968	00:23,806	00:26,626	00:24,137	00:26,399	264,49	11:12:33
12	01:38,283	00:22,252	00:26,356	00:23,352	00:26,323	263,41	11:14:11
13	01:42,564	00:24,957	00:27,002	00:23,825	00:26,780	264,49	11:15:54
14	01:38,216	00:22,183	00:26,325	00:23,337	00:26,371	262,35	11:17:32
15	01:39,931	00:22,767	00:27,189	00:23,560	00:26,415	262,35	11:19:12
16	01:38,563	00:22,335	00:26,297	00:23,463	00:26,468	261,29	11:20:50

75	LOPES, Ivo						
	POR	Bmw Easyrace Team		P.Vmax: 4			T. Ideal: 01:35,072
Lap	Time	Sector 1	Sector 2	Sector 3	Sector 4	V.Max	Hour
1	START	00:59,090	00:26,890	00:22,650	00:26,634		10:52:14
2	01:37,569	00:22,182	00:25,763	00:23,224	00:26,400	272,27	10:53:51
3	01:36,711	00:22,047	00:25,713	00:22,965	00:25,986	270,00	10:55:28
4	NULL	00:21,739	00:25,502		00:37,691	266,67	10:56:53
5	01:36,035	00:21,907	00:25,607	00:22,718	00:25,803	264,49	10:58:29
6	PIT	00:22,517	00:26,314	00:23,737	00:33,172	267,77	11:00:14
7	04:30,343	03:15,139	00:26,102	00:23,230	00:25,872		11:04:45
8	01:35,477	00:21,627	00:25,710	00:22,516	00:25,624	264,49	11:06:20
9	PIT	00:23,129	00:26,146	00:23,123	00:33,483	268,88	11:08:06
10	NULL	05:37,611	00:25,918	00:22,688	00:25,965		11:14:58

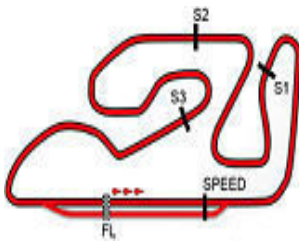
11	01:35,170	00:21,623	00:25,374	00:22,537	00:25,636	265,57	11:16:34
12	NULL	00:21,558	00:25,466	00:22,585	00:25,624	264,49	11:18:09
13	01:38,994	00:24,097	00:25,957	00:22,862	00:26,078	264,49	11:19:48
14	01:37,713	00:21,775	00:25,729	00:23,286	00:26,923	265,57	11:21:25

76	FOLEY, Jacque						
	IRL	Jf76 Racing		P.Vmax: 30			T. Ideal: 01:39,866
Lap	Time	Sector 1	Sector 2	Sector 3	Sector 4	V.Max	Hour
1	START	01:03,860	00:30,190	00:25,300	00:28,817		10:52:26
2	01:44,230	00:23,478	00:28,537	00:24,684	00:27,531	259,20	10:54:11
3	01:42,114	00:22,852	00:27,500	00:24,076	00:27,686	256,13	10:55:53
4	NULL	00:22,798	00:27,270	00:24,179	00:27,110	257,14	10:57:34
5	PIT	00:25,092		01:18,409	00:47,190	256,13	11:00:05
6	10:12,495	08:49,374	00:30,534	00:24,620	00:27,967		11:10:17
7	01:40,948	00:22,873	00:27,189	00:23,791	00:27,095	257,14	11:11:58
8	NULL	00:22,835	00:38,293	00:26,280	00:26,844	257,14	11:13:53
9	01:40,276	00:22,741	00:26,780	00:24,012	00:26,743	257,14	11:15:33
10	01:45,540	00:22,552	00:27,201	00:26,604	00:28,183	256,13	11:17:18
11	PIT	00:22,730	00:27,100	00:24,493	00:46,212	255,12	11:19:19

77	NAPOLEONE, Loic						
	FRA	Napoteam		P.Vmax: 29			T. Ideal: 01:38,248
Lap	Time	Sector 1	Sector 2	Sector 3	Sector 4	V.Max	Hour
1	START	01:28,540	00:30,019	00:24,963	00:29,062		10:52:51
2	01:44,603	00:25,304	00:28,909	00:23,587	00:26,803	255,12	10:54:35
3	01:39,896	00:22,519	00:26,962	00:23,576	00:26,839	257,14	10:56:15
4	02:06,310	00:45,908	00:29,784	00:23,660	00:26,958	257,14	10:58:22
5	01:39,672	00:22,529	00:26,977	00:23,470	00:26,696	257,14	11:00:01
6	01:48,794	00:25,696	00:28,966	00:25,585	00:28,547	256,13	11:01:50
7	PIT	00:23,307	00:28,581	00:24,638	00:35,676	258,17	11:03:42
8	07:35,129	06:12,248	00:28,398	00:25,339	00:29,144		11:11:17
9	01:39,119	00:22,554	00:26,512	00:23,261	00:26,792	260,24	11:12:57
10	01:38,298	00:22,338	00:26,416	00:23,061	00:26,483	255,12	11:14:35
11	PIT	00:31,660	00:28,324	00:27,051	00:34,405	259,20	11:16:36
12	02:36,405	01:16,191	00:29,726	00:23,764	00:26,724		11:19:13
13	01:38,803	00:22,288	00:26,470	00:23,355	00:26,690	254,12	11:20:52

92	DOMINGUEZ, Julio						
	ESP	Bmw Easyrace Team		P.Vmax: 19			T. Ideal: 01:39,100
Lap	Time	Sector 1	Sector 2	Sector 3	Sector 4	V.Max	Hour
1	START	00:52,650	00:32,930	00:22,455	00:28,107		10:52:14
2	01:47,392	00:27,061	00:28,249	00:24,713	00:27,369	267,77	10:54:02
3	01:42,004	00:23,124	00:27,436	00:24,054	00:27,390	263,41	10:55:44
4	01:41,078	00:22,791	00:26,980	00:23,810	00:27,497	264,49	10:57:25
5	01:56,251	00:29,959	00:29,182	00:29,307	00:27,803	262,35	10:59:21
6	01:41,319	00:22,595	00:27,404	00:23,979	00:27,341	264,49	11:01:02
7	PIT	00:39,604	00:30,452	00:24,720	00:37,423	262,35	11:03:15
8	09:28,045	08:05,815	00:30,157	00:24,680	00:27,393		11:12:43
9	01:40,933	00:23,003	00:27,229	00:23,624	00:27,077	262,35	11:14:24
10	01:40,664	00:22,588	00:27,049	00:23,936	00:27,091	265,57	11:16:04
11	01:41,246	00:22,675	00:27,094	00:24,113	00:27,364	261,29	11:17:46
12	PIT	00:31,675	00:29,355	00:37,199	00:41,212	259,20	11:20:05

93	POULSEN, Mathias						
	DEN	Poulsenracing		P.Vmax: 21			T. Ideal: 01:35,461
Lap	Time	Sector 1	Sector 2	Sector 3	Sector 4	V.Max	Hour
1	START	00:52,890	00:28,930	00:23,629	00:26,467		10:52:10
2	01:37,743	00:22,357					



Circuit Ricardo Tormo

Cto. de ESPAÑA de SUPERBIKE 2022

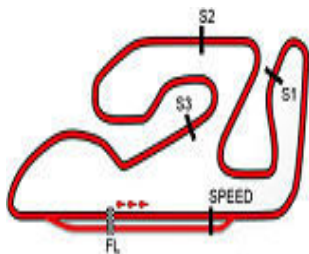
ANALYSIS / SECTORS Ent. Cronometrado 1 SBK

5	01:36,032	00:21,845	00:25,822	00:22,653	00:25,712	264,49	10:58:37
6	PIT	00:27,882	00:27,017	00:23,261	00:38,319	265,57	11:00:34
7	05:55,373	04:37,960	00:27,616	00:23,466	00:26,331		11:06:29
8	01:36,307	00:21,825	00:25,907	00:22,596	00:25,979	266,67	11:08:05
9	01:35,755	00:21,839	00:25,567	00:22,617	00:25,732	264,49	11:09:41
10	01:35,967	00:21,659	00:25,647	00:22,595	00:26,066	265,57	11:11:17
11	01:39,626	00:23,801	00:26,176	00:23,195	00:26,454	265,57	11:12:57
12	01:36,705	00:21,960	00:25,933	00:22,842	00:25,970	263,41	11:14:33
13	01:36,906	00:21,983	00:26,129	00:22,767	00:26,027	265,57	11:16:10
14	01:37,487	00:22,090	00:26,127	00:23,064	00:26,206	263,41	11:17:48
15	01:37,531	00:22,308	00:26,211	00:22,976	00:26,036	263,41	11:19:25
16	01:37,831	00:22,105	00:26,321	00:23,155	00:26,250	262,35	11:21:03

94	URAMOTO, Naomichi JPN	Jeg Racing				T. Ideal: 01:35,062
		P.Vmax: 3				
Lap Time	Sector 1	Sector 2	Sector 3	Sector 4	V.Max	Hour
1 START	00:27,430	00:26,580	00:22,650	00:25,800		10:51:41
2 01:35,871	00:21,812	00:25,758	00:22,619	00:25,682	273,42	10:53:17
3 PIT	00:23,136	00:26,059	00:22,872	00:31,849	271,13	10:55:00
4 NULL	04:54,130	00:26,538	00:22,695	00:25,615		11:01:09
5 01:35,062	00:21,721	00:25,628	00:22,356	00:25,357	268,88	11:02:45
6 PIT	00:26,092	00:29,937	00:24,438	00:32,733	271,13	11:04:38

99	GUTIERREZ, Oscar ESP	Andotrans T. Torrent				T. Ideal: 01:34,546
		P.Vmax: 9				
Lap Time	Sector 1	Sector 2	Sector 3	Sector 4	V.Max	Hour
1 START	01:39,660	00:27,013	00:23,556	00:26,174		10:52:55
2 NULL	00:22,902	00:26,300	00:23,191	00:25,932	266,67	10:54:33
3 01:36,611	00:21,812	00:25,937	00:23,100	00:25,762	267,77	10:56:10
4 01:36,038	00:21,787	00:25,702	00:22,726	00:25,823	268,88	10:57:46
5 PIT	00:21,992	00:26,458	00:23,585	00:31,267	267,77	10:59:29
6 06:37,693	05:21,419	00:26,376	00:23,092	00:26,806		11:06:07
7 01:35,730	00:21,670	00:25,792	00:22,441	00:25,827	266,67	11:07:42
8 01:35,365	00:21,645	00:25,497	00:22,623	00:25,600	268,88	11:09:18
9 01:35,364	00:21,635	00:25,604	00:22,449	00:25,676	268,88	11:10:53
10 01:35,241	00:21,566	00:25,522	00:22,547	00:25,606	270,00	11:12:28
11 PIT	00:22,176	00:26,184	00:22,940	00:30,886	266,67	11:14:11
12 03:59,435	02:43,335	00:26,892	00:23,137	00:26,071		11:18:10
13 01:34,812	00:21,561	00:25,519	00:22,340	00:25,392	268,88	11:19:45
14 01:34,560	00:21,424	00:25,397	00:22,354	00:25,385	265,57	11:21:19





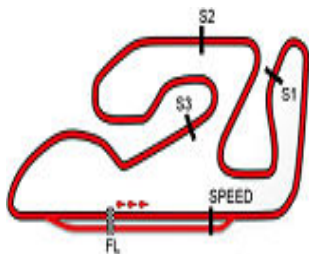
Circuit Ricardo Tormo

Cto. de ESPAÑA de SUPERBIKE 2022

Velocidades máximas Ent. Cronometrado 1 SBK

Nombre	Equipo/Club	Vehículo	Mejores 5 velocidades máximas					Media	Max.	
51	GRANADO, Eric	Team Honda Laglisse	HONDA	275,7	274,6	274,6	274,6	273,4	274,6	275,7
53	RABAT, Esteve	Team Honda Laglisse	HONDA	274,6	274,6	273,4	273,4	273,4	273,9	274,6
94	URAMOTO, Naomichi	Jeg Racing	HONDA	273,4	271,1	271,1	268,9		271,1	273,4
75	LOPES, Ivo	Bmw Easyrace Team	BMW	272,3	270,0	268,9	267,8	266,7	269,1	272,3
40	RAMOS, Roman	Kawasaki PI Racing	KAWASAKI	272,3	271,1	270,0	268,9	268,9	270,2	272,3
12	GOMEZ, Borja	Skx Cardoso Racing	YAMAHA	272,3	270,0	270,0	270,0	270,0	270,5	272,3
33	MONTERO, E.	Energy 21	BMW	271,1	271,1	270,0	268,9	268,9	270,0	271,1
7	SCHEIB, M. Cristian	Team Honda Laglisse	HONDA	271,1					271,1	271,1
99	GUTIERREZ, Oscar	Andotrans T. Torrent	YAMAHA	270,0	268,9	268,9	268,9	268,9	269,1	270,0
44	ODENDAAL, Steven	Sp57 Racing Team	YAMAHA	270,0	268,9	268,9	267,8	267,8	268,7	270,0
29	NUÑEZ, Juan J.	Kawasaki Palmeto PI	KAWASAKI	270,0	270,0	270,0	268,9	268,9	269,6	270,0
26	SAEZ, Daniel	Alma Racing Team	YAMAHA	270,0	267,8	267,8	267,8	267,8	268,2	270,0
13	VALTONEN, Ville	Team Sensetec		270,0	268,9	267,8	267,8	267,8	268,4	270,0
31	IOZZO, Dino	Ium Motorsports	YAMAHA	268,9	268,9	267,8	267,8	266,7	268,0	268,9
74	CAUCHI, Ludovic	Team Mrs	KAWASAKI	268,9	267,8	267,8	264,5	264,5	266,7	268,9
4	ARTIME, Javier	Team Honda Laglisse	HONDA	268,9	267,8	267,8	266,7	266,7	267,6	268,9
37	MIKHALCHYK, Ilya	Bmw Easyrace Team	BMW	268,9	267,8	266,7	266,7	265,6	267,1	268,9
55	MEDINA, Alejandro	Team Speed Racing	KAWASAKI	268,9	267,8	266,7	266,7	265,6	267,1	268,9
92	DOMINGUEZ, Julio	Bmw Easyrace Team	BMW	267,8	265,6	264,5	264,5	263,4	265,1	267,8
57	PALOMARES, Christian	Team Speed Racing	KAWASAKI	267,8	266,7	264,5	262,3	261,3	264,5	267,8
93	POULSEN, Mathias	Poulsenracing	YAMAHA	266,7	266,7	266,7	265,6	265,6	266,2	266,7
6	ESTEVE, Jordi	Alma Racing Team	BMW	264,5	264,5	263,4	262,3	262,3	263,4	264,5
21	LEYNINGER, Julien	Lcr Superbike	YAMAHA	263,4	263,4	261,3	261,3	261,3	262,1	263,4
23	JIMENEZ, Jose A.	Mdr - Ferquest - Uni	YAMAHA	261,3	261,3	260,2	260,2	259,2	260,5	261,3
25	NAPOLEONE, G.	Napoteam	YAMAHA	261,3	259,2	258,2	258,2	257,1	258,8	261,3
35	NAVARRO, Raul	Yamaha Gv Stratos	YAMAHA	261,3	255,1	254,1	254,1	254,1	255,8	261,3
73	VERCHERE, Florent	Lcr Superbike	YAMAHA	261,3	259,2	259,2	259,2	258,2	259,4	261,3
66	LE GALLO, Philippe			261,3	261,3	261,3	260,2	260,2	260,9	261,3
77	NAPOLEONE, Loic	Napoteam	YAMAHA	260,2	259,2	258,2	257,1	257,1	258,4	260,2
10	CORTES, Miguel		YAMAHA	259,2	258,2	257,1	256,1	256,1	257,4	259,2
76	FOLEY, Jacque	Jf76 Racing		259,2	257,1	257,1	257,1	257,1	257,6	259,2





Circuit Ricardo Tormo

Cto. de ESPAÑA de SUPERBIKE 2022

Mejores vueltas Ent. Cronometrado 1 SBK

Nombre	Equipo/Club	Vehículo	Mejores vueltas						Media
75	LOPES, Ivo	Bmw Easyrace Team	BMW	01:24,932	01:35,170	01:35,233	01:35,477	01:36,035	01:33,369
99	GUTIERREZ, Oscar	Andotrans T. Torrent	YAMAHA	01:34,560	01:34,812	01:35,241	01:35,364	01:35,365	01:35,068
55	MEDINA, Alejandro	Team Speed Racing	KAWASAKI	01:34,590	01:35,140	01:35,527	01:35,550	01:35,577	01:35,276
53	RABAT, Esteve	Team Honda Laglisse	HONDA	01:34,622	01:34,687	01:34,721	01:35,085	01:35,143	01:34,851
40	RAMOS, Roman	Kawasaki PI Racing	KAWASAKI	01:34,841	01:35,059	01:35,128	01:35,260	01:35,318	01:35,121
51	GRANADO, Eric	Team Honda Laglisse	HONDA	01:34,894	01:35,076	01:35,122	01:35,215	01:35,306	01:35,122
37	MIKHALCHYK, Ilya	Bmw Easyrace Team	BMW	01:34,900	01:34,971	01:35,436	01:35,474	01:35,793	01:35,314
12	GOMEZ, Borja	Skx Cardoso Racing	YAMAHA	01:34,999	01:35,058	01:35,417	01:35,709	01:35,843	01:35,405
94	URAMOTO, Naomichi	Jeg Racing	HONDA	01:35,062	01:35,871	06:08,978			03:06,637
26	SAEZ, Daniel	Alma Racing Team	YAMAHA	01:35,102	01:35,514	01:35,598	01:36,584	01:36,649	01:35,889
93	POULSEN, Mathias	Poulsenracing	YAMAHA	01:35,755	01:35,967	01:36,032	01:36,307	01:36,395	01:36,091
13	VALTONEN, Ville	Team Senseotec		01:36,134	01:36,435	01:36,722	01:37,142	01:37,576	01:36,801
44	ODENDAAL, Steven	Sp57 Racing Team	YAMAHA	01:36,283	01:36,296	01:36,568	01:36,591	01:36,679	01:36,483
31	IOZZO, Dino	Ium Motorsports	YAMAHA	01:36,408	01:36,826	01:36,866	01:36,931	01:36,958	01:36,797
57	PALOMARES, Christian	Team Speed Racing	KAWASAKI	01:37,162	01:37,388	01:37,770	01:37,876	01:38,566	01:37,752
74	CAUCHI, Ludovic	Team Mrs	KAWASAKI	01:38,216	01:38,283	01:38,563	01:38,623	01:38,962	01:38,529
77	NAPOLEONE, Loic	Napoteam	YAMAHA	01:38,298	01:38,803	01:39,119	01:39,672	01:39,896	01:39,157
33	MONTERO, E.	Energy 21	BMW	01:38,816	01:39,118	01:39,765	01:41,761	01:42,165	01:40,325
29	NUÑEZ, Juan J.	Kawasaki Palmeto PI	KAWASAKI	01:39,787	01:39,831	01:40,151	01:40,265	01:40,412	01:40,089
21	LEYNINGER, Julien	Lcr Superbike	YAMAHA	01:40,006	01:40,208	01:40,583	01:42,256	01:42,426	01:41,095
6	ESTEVE, Jordi	Alma Racing Team	BMW	01:40,249	01:40,316	01:40,472	01:42,436	02:14,203	01:47,535
76	FOLEY, Jacques	Jf76 Racing		01:40,276	01:40,948	01:41,357	01:42,114	01:44,230	01:41,785
25	NAPOLEONE, G.	Napoteam	YAMAHA	01:40,282	01:40,287	01:40,635	01:40,993	01:41,031	01:40,645
4	ARTIME, Javier	Team Honda Laglisse	HONDA	01:40,431	01:40,852	01:40,926	01:40,938	01:40,951	01:40,819
10	CORTES, Miguel		YAMAHA	01:40,565	01:41,029	01:41,172	01:41,221	01:41,533	01:41,104
92	DOMINGUEZ, Julio	Bmw Easyrace Team	BMW	01:40,664	01:40,933	01:41,078	01:41,246	01:41,319	01:41,048
23	JIMENEZ, Jose A.	Mdr - Ferquest - Uni	YAMAHA	01:41,743	01:42,188	01:42,433	01:43,099	01:43,285	01:42,549
35	NAVARRO, Raul	Yamaha Gv Stratos	YAMAHA	01:42,341	01:42,826	01:42,890	01:42,931	01:42,966	01:42,790
73	VERCHERE, Florent	Lcr Superbike	YAMAHA	01:42,605	01:42,994	01:43,095	01:43,227	01:43,805	01:43,145
66	LE GALLO, Philippe			01:44,085	01:44,698	01:46,378	01:46,669	01:47,535	01:45,873
7	SCHEIB, M. Cristian	Team Honda Laglisse	HONDA	23:41,270					23:41,270

