

Cto. de ESPAÑA de SUPERBIKE 2022

23-24 ABRIL 2022

Laps: 14

 Circuit Ricardo Tormo
 Length: 4005 metros

Results

Carrera 1 PreMoto3-Promo3

Pos.	N. Rider	Team	Motorcycle	Nat.	Laps	Time	Best Lap	iL	Gap	Interval	Speed	Tyr.	Pt. Cat.
1	54 RIOS, Jesus	MREtalent	BEON	ESP	14	25:02,843	01:46,071	8			134,31	DU	25 PRE
2	34 GRAS, Eitan Gabriel	Qrg Motor Racing	BEON	URU	14	25:02,872	01:45,894	6	00:00,029	00:00,029	134,31	DU	20 PRE
3	33 HOARAU, Enzo	Bs Racing	BEON	FRA	14	25:02,932	01:45,836	6	00:00,089	00:00,020	134,31	DU	16 PRE
4	69 BUJOSA, Fernando	M. Oliveira R. Team	BEON	ESP	14	25:02,912	01:46,189	6	00:00,069	00:00,040	134,31	DU	13 PRE
5	45 LONGARELA, Alex	Igaxteam	BEON	ESP	14	25:02,940	01:45,956	6	00:00,097	00:00,008	134,3	DU	11 PRE
6	71 CANO, Carlos	H43 Team-Nobby	BEON	ESP	14	25:11,009	01:46,890	3	00:08,166	00:08,069	133,59	DU	10 PRE
7	77 MARTINEZ, K. D.	Cuna De Campeones	MIR RACING	VEN	14	25:11,127	01:46,827	4	00:08,284	00:00,118	133,58	DU	9 PRE
8	18 OLIVARES, Pablo	Gmfuel Vrc Team	MIR RACING	ESP	14	25:18,927	01:46,741	3	00:16,084	00:07,800	132,89	DU	8 PRE
9	57 ROMERO, Ruben	Ilusión Team		ESP	14	25:19,002	01:46,576	4	00:16,159	00:00,075	132,88	DU	7 PRE
10	14 GUTIERREZ, Eduardo	Qrg Motor Racing	BEON	ESP	14	25:19,093	01:47,091	4	00:16,250	00:00,091	132,88	DU	6 PRE
11	17 ALOMAR, Pedro	Igaxteam	BEON	ESP	14	25:33,431	01:48,253	5	00:30,588	00:14,338	131,63	DU	5 PRE
12	32 LUDEÑA, Marcos	Shm44 Team	MIR RACING	ESP	14	25:40,991	01:47,181	2	00:38,148	00:07,560	130,99	DU	4 PRE
13	44 PEREZ, Mark	Cuna De Campeones	MIR RACING	ESP	14	25:43,336	01:47,977	7	00:40,493	00:02,345	130,79	DU	3 PRE
14	26 SANJUAN, Remy	Mécaprojets Team Ado	BEON	FRA	14	26:05,605	01:48,781	2	01:02,762	00:22,269	128,93	DU	2 PRE
15	78 MIGNOT, Henri	Jeg Racing Brs	BEON	FRA	14	26:10,655	01:50,447	11	01:07,812	00:05,050	128,51	DU	1 PRE
16	25 TORRES, Jesus	Torres11 Cuna De C.	MIR RACING	ESP	14	26:12,415	01:50,829	5	01:09,572	00:01,760	128,37	DU	PRO C
17	16 PONS, Joel	Cuna De Campeones	MIR RACING	ESP	14	26:15,202	01:51,244	4	01:12,359	00:02,787	128,14	DU	PRO C
18	65 CURIA, Izan	T. Curia/Semilla Azt	BEON	ESP	14	26:17,717	01:51,053	4	01:14,874	00:02,515	127,94	DU	PRE
19	22 FERNANDEZ, Alejandra	Cuna De Campeones	MIR RACING	ESP	14	26:18,192	01:51,329	4	01:15,349	00:00,475	127,9	DU	PRO C
20	23 RODRIGUEZ, Miguel	Cuna De Campeones	MIR RACING	ESP	14	26:18,265	01:51,522	3	01:15,422	00:00,073	127,89	DU	PRO C
21	28 PERRONE, Valentin	Cuna De Campeones	MIR RACING	ARG	14	26:18,511	01:51,362	8	01:15,668	00:00,246	127,87	DU	PRO C
22	21 FARGIER, Mathis	Mtracing		FRA	14	26:30,361	01:52,160	12	01:27,518	00:11,850	126,92	DU	PRE
23	98 SIEBDRATH, Mika	Cuna De Campeones	MIR RACING	GER	14	26:30,537	01:51,721	3	01:27,694	00:00,176	126,91	DU	PRO C
24	10 DE ALMEIDA, Afonso	M. Oliveira R. Team	BEON	POR	14	26:44,356	01:48,660	3	01:41,513	00:13,819	125,81	DU	PRE
25	13 NAVARRO, Marina	Tcm Team	MIR RACING	ESP	14	26:48,793	01:53,375	4	01:45,950	00:04,437	125,47	DU	PRO
26	29 TRUCHOT, Randy	MT Racing Team	BEON	FRA	13	25:36,838	01:56,146	4	-1 Lap	-1 Lap	121,96	DU	PRE
27	24 BONGIOVANNI, M. N.	Team Rxp Mir Racing	MIR RACING	ARG	13	25:37,591	01:56,492	4	-1 Lap	00:00,753	121,9	DU	PRO
28	20 MOHEDANO, Lucas	Tcm Team	MIR RACING	ESP	13	25:54,026	01:57,563	3	-1 Lap	00:16,435	120,61	DU	PRO
NO CLASIFICADOS													
.	15 RAMOS, Martim M.	Mm15Ridersacademy/A.	BEON	POR	11	23:07,874	01:51,360	3	-3 Lap	-2 Lap	114,27	DU	PRE
.	11 GONZALEZ, David	Cuna De Campeones	MIR RACING	ESP	9	16:05,846	01:46,182	8	-5 Lap	-2 Lap	134,35	DU	PRE
.	7 GIACOMINO, Enzo	Jeg Racing Brs	BEON	FRA	7	13:09,462	01:50,741	4	-7 Lap	-2 Lap	127,84	DU	PRE
.	42 SALLES, Mario	T. Rxp Mir Racing	MIR RACING	BRA					-14 Lap	-7 Lap		DU	PRO

44 PENAL. 6" NO CUMPLIR 2X LONG LAPS

69 PENAL. 1 POS. TRACK LIMITS

Best Lap: Rider 33 - HOARAU, Enzo - Time: 01:45,836 at 136,23 Km/h

Circuit Ricardo Tormo

 Final Official Provisional Official

Length: 4005 Hour: 13:05:00

JURY:

Hour:

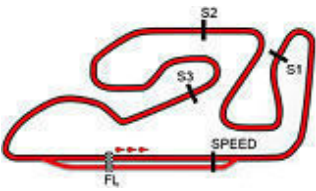
C.of the Course:

Hour: 23/04/2022

C.Timekeeper:

Hour:





Cto. de ESPAÑA de SUPERBIKE 2022

23-24 ABRIL 2022

Laps: 14

 Circuit Ricardo Tormo
 Length: 4005 metros
Results **C. DE CAMPEONES**

Carrera 1 PreMoto3-Promo3

Pos.	N. Rider	Team	Motorcycle	Nat.	Laps	Time	Best Lap	iL	Gap	Interval	Speed	Tyr.	Pt. Cat.
1	25 TORRES, Jesus	Torres11 Cuna De C.	MIR RACING	ESP	14	26:12,415	01:50,829	5			128,37	DU	25 PRO C
2	16 PONS, Joel	Cuna De Campeones	MIR RACING	ESP	14	26:15,202	01:51,244	4	00:02,787	00:02,787	128,14	DU	20PRO C
3	22 FERNANDEZ, Alejandra	Cuna De Campeones	MIR RACING	ESP	14	26:18,192	01:51,329	4	00:05,777	00:02,990	127,9	DU	16 PRO C
4	23 RODRIGUEZ, Miguel	Cuna De Campeones	MIR RACING	ESP	14	26:18,265	01:51,522	3	00:05,850	00:00,073	127,89	DU	13 PRO C
5	28 PERRONE, Valentin	Cuna De Campeones	MIR RACING	ARG	14	26:18,511	01:51,362	8	00:06,096	00:00,246	127,87	DU	11 PRO C
6	98 SIEBDRATH, Mika	Cuna De Campeones	MIR RACING	GER	14	26:30,537	01:51,721	3	00:18,122	00:12,026	126,91	DU	10 PRO C

Best Lap: Rider 25 - TORRES, Jesus - Time: 01:50,829 at 130,09 Km/h

Circuit Ricardo Tormo

 Final Official Provisional Official

Length: 4005

Hour: 13:05:00

JURY:

Hour:

C.of the Course:

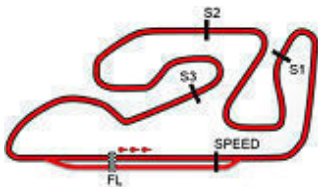
Hour:

23/04/2022

C.Timekeeper:

Hour: 13:58:29





Cto. de ESPAÑA de SUPERBIKE 2022

23-24 ABRIL 2022

Laps: 14

Circuit Ricardo Tormo

Length: 4005 metros

Results **CAT PRO**

Carrera 1 PreMoto3-Promo3

Pos.	N. Rider	Team	Motorcycle	Nat.	Laps	Time	Best Lap	iL	Gap	Interval	Speed	Tyr.	Pt. Cat.
1	25 TORRES, Jesus	Torres11 Cuna De C.	MIR RACING	ESP	14	26:12,415	01:50,829	5			128,37	DU	25 PRO C
2	16 PONS, Joel	Cuna De Campeones	MIR RACING	ESP	14	26:15,202	01:51,244	4	00:02,787	00:02,787	128,14	DU	20PRO C
3	22 FERNANDEZ, Alejandra	Cuna De Campeones	MIR RACING	ESP	14	26:18,192	01:51,329	4	00:05,777	00:02,990	127,9	DU	16 PRO C
4	23 RODRIGUEZ, Miguel	Cuna De Campeones	MIR RACING	ESP	14	26:18,265	01:51,522	3	00:05,850	00:00,073	127,89	DU	13 PRO C
5	28 PERRONE, Valentin	Cuna De Campeones	MIR RACING	ARG	14	26:18,511	01:51,362	8	00:06,096	00:00,246	127,87	DU	11 PRO C
6	98 SIEBDRATH, Mika	Cuna De Campeones	MIR RACING	GER	14	26:30,537	01:51,721	3	00:18,122	00:12,026	126,91	DU	10 PRO C
7	13 NAVARRO, Marina	Tcm Team	MIR RACING	ESP	14	26:48,793	01:53,375	4	00:36,378	00:18,256	125,47	DU	9 PRO
8	24 BONGIOVANNI, M. N.	Team Rxp Mir Racing	MIR RACING	ARG	13	25:37,591	01:56,492	4	-1 Lap	-1 Lap	121,9	DU	8 PRO
9	20 MOHEDANO, Lucas	Tcm Team	MIR RACING	ESP	13	25:54,026	01:57,563	3	-1 Lap	00:16,435	120,61	DU	7PRO

Best Lap: Rider 25 - TORRES, Jesus - Time: 01:50,829 at 130,09 Km/h

Circuit Ricardo Tormo

 Final Official Provisional Official

Length: 4005

Hour: 13:05:00

JURY:

Hour:

C.of the Course:

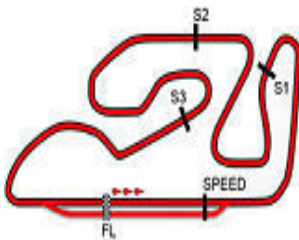
Hour:

23/04/2022

C.Timekeeper:

Hour: 13:54:00





23 Y 24 ABRIL
CIRCUIT RICARDO TORMO

Circuit Ricardo Tormo

23-24 ABRIL 2022

Circuit Ricardo Tormo

Cto. de ESPAÑA de SUPERBIKE 2022

ANALYSIS / SECTORS Carrera 1 PreMoto3-Promo3

Lap	Time	Sector				V.Max	Hour
		Sector 1	Sector 2	Sector 3	Sector 4		
		7 GIACOMINO, Enzo <small>Jeg Racing Brs</small> <small>FRA</small> P.Vmax: 17 T. Ideal: 01:50,509					
1	FIRST LAP	00:33,102	00:29,735	00:26,076	00:30,243	156,52	13:08:23
2	01:52,119	00:25,818	00:29,635	00:26,228	00:30,438	192,86	13:10:16
3	01:51,723	00:25,915	00:29,301	00:26,064	00:30,443	192,86	13:12:07
4	01:50,741	00:25,707	00:28,897	00:25,754	00:30,383	191,72	13:13:58
5	01:51,720	00:25,982	00:29,649	00:25,938	00:30,151	190,03	13:15:50
6	01:51,382	00:25,833	00:29,272	00:25,766	00:30,511	190,03	13:17:41
7	01:52,621	00:26,498	00:29,870	00:25,881	00:30,372	192,28	13:19:34

Lap	Time	Sector				V.Max	Hour
		Sector 1	Sector 2	Sector 3	Sector 4		
		10 DE ALMEIDA, Afonso <small>M. Oliveira R. Team</small> <small>POR</small> P.Vmax: 9 T. Ideal: 01:48,576					
1	FIRST LAP	00:32,565	00:29,318	00:25,042	00:29,838	152,83	13:08:21
2	01:49,288	00:25,463	00:28,810	00:24,920	00:30,095	194,01	13:10:10
3	01:48,660	00:25,457	00:28,757	00:24,748	00:29,698	193,43	13:11:59
4	01:49,665	00:25,687	00:28,845	00:25,151	00:29,982	194,59	13:13:49
5	02:10,213	00:34,803	00:38,406	00:26,545	00:30,459	194,59	13:15:59
6	02:01,259	00:25,474	00:29,395	00:32,484	00:33,906	192,28	13:18:00
7	01:55,966	00:27,516	00:30,429	00:26,287	00:31,734	188,37	13:19:56
8	01:57,959	00:26,134	00:29,376	00:28,243	00:34,206	191,72	13:21:54
9	01:54,828	00:26,904	00:29,960	00:26,297	00:31,667	183,57	13:23:49
10	01:53,066	00:26,193	00:30,068	00:25,788	00:31,017	189,47	13:25:42
11	01:54,053	00:26,366	00:30,339	00:25,947	00:31,401	185,67	13:27:36
12	01:51,655	00:25,864	00:29,294	00:25,560	00:30,937	186,74	13:29:28
13	01:50,423	00:25,373	00:29,157	00:25,289	00:30,604	190,59	13:31:18
14	01:50,558	00:25,834	00:29,193	00:25,189	00:30,342	189,47	13:33:09

Lap	Time	Sector				V.Max	Hour
		Sector 1	Sector 2	Sector 3	Sector 4		
		11 GONZALEZ, David <small>Cuna De Campeones</small> <small>ESP</small> P.Vmax: 9 T. Ideal: 01:45,488					
1	FIRST LAP	00:30,581	00:28,699	00:24,620	00:29,891	145,62	13:08:18
2	01:46,689	00:24,807	00:28,331	00:24,401	00:29,150	194,59	13:10:05
3	01:46,301	00:24,611	00:28,228	00:24,043	00:29,419	192,28	13:11:51
4	01:46,637	00:25,009	00:27,949	00:24,109	00:29,570	190,59	13:13:38
5	01:46,583	00:24,533	00:27,901	00:24,459	00:29,690	188,92	13:15:24
6	01:46,200	00:24,703	00:27,762	00:24,350	00:29,385	187,28	13:17:10
7	01:46,590	00:24,828	00:28,104	00:24,158	00:29,500	187,83	13:18:57
8	01:46,182	00:24,840	00:27,917	00:24,080	00:29,345	188,37	13:20:43
9	01:46,873	00:24,661	00:28,764	00:24,230	00:29,218	187,28	13:22:30

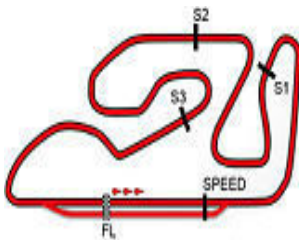
Lap	Time	Sector				V.Max	Hour
		Sector 1	Sector 2	Sector 3	Sector 4		
		13 NAVARRO, Marina <small>Tcm Team</small> <small>ESP</small> P.Vmax: 29 T. Ideal: 01:52,999					
1	FIRST LAP	00:35,335	00:30,682	00:26,562	00:31,540	152,11	13:08:28
2	01:53,855	00:26,336	00:30,172	00:25,910	00:31,437	180,50	13:10:22
3	01:53,436	00:26,242	00:29,911	00:25,878	00:31,405	180,50	13:12:16
4	01:53,375	00:26,335	00:29,741	00:25,622	00:31,677	177,05	13:14:09
5	01:53,690	00:26,342	00:29,771	00:25,912	00:31,665	175,61	13:16:03
6	01:54,209	00:26,282	00:30,502	00:25,906	00:31,519	177,53	13:17:57
7	01:53,946	00:26,315	00:30,397	00:25,840	00:31,394	178,51	13:19:51
8	01:54,144	00:26,374	00:29,866	00:26,154	00:31,750	181,01	13:21:45
9	01:54,194	00:26,324	00:29,940	00:26,114	00:31,816	176,09	13:23:39
10	01:54,019	00:26,295	00:30,331	00:25,910	00:31,483	177,05	13:25:33
11	01:54,840	00:26,678	00:30,237	00:26,109	00:31,816	173,73	13:27:28
12	01:55,419	00:26,296	00:30,832	00:26,277	00:32,014	178,02	13:29:24
13	01:54,728	00:26,285	00:30,057	00:25,955	00:32,431	178,51	13:31:18
14	01:54,819	00:26,505	00:30,169	00:26,272	00:31,873	178,02	13:33:13

Lap	Time	Sector				V.Max	Hour
		Sector 1	Sector 2	Sector 3	Sector 4		
		14 GUTIERREZ, Eduardo <small>Qrg Motor Racing</small> <small>ESP</small> P.Vmax: 3 T. Ideal: 01:46,357					
1	FIRST LAP	00:31,619	00:28,924	00:24,430	00:29,216	146,94	13:08:18
2	01:47,297	00:25,041	00:28,416	00:24,434	00:29,406	198,77	13:10:06
3	01:47,182	00:24,757	00:28,531	00:24,450	00:29,444	191,15	13:11:53
4	01:47,091	00:24,871	00:28,015	00:24,535	00:29,670	190,59	13:13:40
5	01:47,095	00:24,696	00:28,235	00:24,458	00:29,706	191,72	13:15:27
6	01:48,006	00:25,048	00:28,653	00:24,659	00:29,646	191,15	13:17:15
7	01:48,309	00:25,400	00:28,323	00:24,841	00:29,745	192,86	13:19:03
8	01:48,049	00:25,154	00:28,454	00:24,697	00:29,744	193,43	13:20:51
9	01:48,428	00:25,218	00:28,384	00:24,878	00:29,948	190,59	13:22:40
10	01:48,916	00:25,054	00:28,730	00:24,872	00:30,260	190,59	13:24:29
11	01:48,477	00:25,482	00:28,497	00:24,724	00:29,774	194,01	13:26:17
12	01:48,362	00:25,087	00:28,470	00:24,728	00:30,077	191,15	13:28:06
13	01:49,107	00:25,097	00:28,735	00:25,132	00:30,143	191,15	13:29:55
14	01:48,585	00:25,315	00:28,711	00:25,031	00:29,528	196,96	13:31:43

Lap	Time	Sector				V.Max	Hour
		Sector 1	Sector 2	Sector 3	Sector 4		
		15 RAMOS, Martim M. <small>Mm15Ridersacademy/A.</small> <small>POR</small> P.Vmax: 16 T. Ideal: 01:51,082					
1	FIRST LAP	00:33,880	00:30,269	00:26,283	00:30,370	156,52	13:08:25
2	01:51,945	00:25,809	00:29,860	00:25,849	00:30,427	187,83	13:10:17
3	01:51,360	00:26,032	00:29,703	00:25,524	00:30,101	193,43	13:12:08
4	01:52,749	00:25,917	00:29,648	00:26,253	00:30,931	192,86	13:14:01
5	PIT	00:27,345	00:31,046	00:26,657	00:38,307	186,74	13:16:04
6	03:09,412	01:33,894	00:34,171	00:27,671	00:33,676		13:19:14
7	01:59,011	00:27,067	00:31,417	00:27,798	00:32,729	185,67	13:21:13
8	02:00,178	00:27,316	00:32,258	00:28,046	00:32,558	188,37	13:23:13
9	02:04,177	00:28,106	00:32,038	00:31,041	00:32,992	187,28	13:25:17
10	01:59,164	00:26,811	00:31,143	00:27,206	00:34,004	187,83	13:27:16
11	PIT	00:29,507	00:33,683	00:29,432	00:43,099	187,28	13:29:32

Lap	Time	Sector				V.Max	Hour
		Sector 1	Sector 2	Sector 3	Sector 4		
		16 PONS, Joel <small>Cuna De Campeones</small> <small>ESP</small> P.Vmax: 23 T. Ideal: 01:50,775					
1	FIRST LAP	00:33,520	00:30,255	00:25,714	00:30,530	151,40	13:08:24
2	01:51,956	00:25,981	00:29,354	00:25,875	00:30,746	185,67	13:10:16
3	01:51,528	00:26,165	00:29,467	00:25,462	00:30,434	184,09	13:12:08
4	01:51,244	00:25,930	00:29,091	00:25,420	00:30,803	186,21	13:13:59
5	01:51,745	00:26,079	00:29,539	00:25,608	00:30,519	182,02	13:15:51
6	01:51,644	00:25,877	00:29,616	00:25,425	00:30,726	184,09	13:17:42
7	01:52,688	00:25,944	00:29,518	00:26,226	00:31,000	186,74	13:19:35
8	01:52,325	00:26,039	00:29,195	00:25,966	00:31,125	182,54	13:21:27
9	01:51,766	00:26,010	00:29,844	00:25,373	00:30,539	184,09	13:23:19
10	01:52,232	00:26,130	00:29,474	00:25,623	00:31,005	180,00	13:25:11
11	01:51,784	00:25,968	00:29,311	00:25,373	00:31,132	180,00	13:27:03
12	01:52,361	00:26,275	00:29,695	00:25,520	00:30,871	178,02	13:28:56
13	01:51,839	00:25,995	00:29,477	00:25,563	00:30,804	179,01	13:30:47
14	01:52,071	00:26,052	00:29,259	00:25,640	00:31,120	178,51	13:32:39

Lap	Time	Sector				V.Max	Hour
		Sector 1	Sector 2	Sector 3	Sector 4		
		17 ALOMAR, Pedro <small>Igaxteam</small> <small>ESP</small> P.Vmax: 17 T. Ideal: 01:47,871					
1	FIRST LAP	00:32,715	00:29,118	00:24,850	00:30,034	155,77	13:08:21
2	01:48,962	00:25,378	00:28,759	00:24,836	00:29,989	191,72	13:10:10
3	01:49,136	00:25,071	00:29,068	00:24,846	00:30,151	190,03	13:11:59
4							



Circuit Ricardo Tormo

Cto. de ESPAÑA de SUPERBIKE 2022

ANALYSIS / SECTORS Carrera 1 PreMoto3-Promo3

Table with 7 columns: Lap, Time, Sector 1, Sector 2, Sector 3, Sector 4, V.Max, Hour. Rows 6-14.

Table with 7 columns: Lap, Time, Sector 1, Sector 2, Sector 3, Sector 4, V.Max, Hour. Rows 12-14.

Table for rider OLIVARES, Pablo (ESP). Includes lap times and sector data for laps 1-14.

Table for rider FERNANDEZ, Alejandra (ESP). Includes lap times and sector data for laps 1-14.

Table for rider RODRIGUEZ, Miguel (ESP). Includes lap times and sector data for laps 1-14.

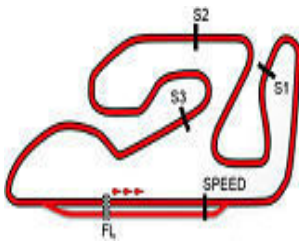
Table for rider MOHEDANO, Lucas (ESP). Includes lap times and sector data for laps 1-14.

Table for rider BONGIOVANNI, M. N. (ARG). Includes lap times and sector data for laps 1-14.

Table for rider FARGIER, Mathis (FRA). Includes lap times and sector data for laps 1-14.

Table for rider TORRES, Jesus (ESP). Includes lap times and sector data for laps 1-14.





Circuit Ricardo Tormo

23-24 ABRIL 2022

Circuit Ricardo Tormo

Cto. de ESPAÑA de SUPERBIKE 2022

ANALYSIS / SECTORS Carrera 1 PreMoto3-Promo3

1	FIRST LAP	00:34,539	00:30,802	00:25,783	00:31,040	145,62	13:08:26
2	01:51,503	00:25,599	00:29,557	00:25,498	00:30,849	183,57	13:10:18
3	01:51,325	00:25,609	00:29,877	00:25,216	00:30,623	181,51	13:12:09
4	01:51,073	00:25,494	00:29,282	00:25,525	00:30,772	182,02	13:14:00
5	01:50,829	00:25,628	00:29,090	00:25,658	00:30,453	179,50	13:15:51
6	01:51,104	00:25,595	00:29,339	00:25,328	00:30,842	182,02	13:17:42
7	01:52,697	00:26,179	00:29,553	00:25,918	00:31,047	182,02	13:19:35
8	01:52,145	00:26,015	00:29,133	00:25,754	00:31,243	178,51	13:21:27
9	01:51,335	00:26,044	00:29,439	00:25,156	00:30,696	177,53	13:23:18
10	01:51,421	00:25,891	00:29,397	00:25,301	00:30,832	176,57	13:25:10
11	01:51,885	00:25,839	00:29,486	00:25,184	00:31,376	174,19	13:27:02
12	01:51,820	00:25,958	00:29,584	00:25,144	00:31,134	175,61	13:28:54
13	01:51,578	00:26,187	00:29,173	00:25,204	00:31,014	175,14	13:30:45
14	01:51,536	00:25,940	00:29,225	00:25,376	00:30,995	176,09	13:32:37

26	SANJUAN, Remy FRA	Mécaprojets Team Ado					P.Vmax: 14	T. Ideal: 01:48,618
		Lap Time	Sector 1	Sector 2	Sector 3	Sector 4		
1	FIRST LAP	00:32,118	00:29,462	00:25,183	00:29,743	156,14	13:08:21	
2	01:48,781	00:25,268	00:28,726	00:24,974	00:29,813	192,86	13:10:10	
3	01:49,349	00:25,322	00:29,042	00:25,130	00:29,855	192,28	13:11:59	
4	01:49,548	00:25,480	00:28,940	00:25,163	00:29,965	194,01	13:13:48	
5	01:49,393	00:25,523	00:28,840	00:25,380	00:29,650	192,28	13:15:38	
6	01:50,190	00:25,451	00:28,968	00:25,501	00:30,270	194,01	13:17:28	
7	01:50,143	00:25,705	00:28,963	00:25,383	00:30,092	190,03	13:19:18	
8	01:50,282	00:25,432	00:28,838	00:25,872	00:30,140	192,28	13:21:08	
9	02:05,217	00:25,401	00:43,375	00:26,203	00:30,238	190,59	13:23:14	
10	01:52,035	00:26,134	00:29,713	00:25,869	00:30,319	192,86	13:25:06	
11	01:50,658	00:25,661	00:29,122	00:25,340	00:30,535	188,37	13:26:56	
12	01:50,917	00:25,567	00:29,576	00:25,516	00:30,258	187,83	13:28:47	
13	01:51,528	00:25,958	00:29,361	00:25,745	00:30,464	189,47	13:30:39	
14	01:51,058	00:25,670	00:29,315	00:25,742	00:30,331	191,15	13:32:30	

28	PERRONE, Valentin ARG	Cuna De Campeones					P.Vmax: 25	T. Ideal: 01:50,869
		Lap Time	Sector 1	Sector 2	Sector 3	Sector 4		
1	FIRST LAP	00:34,119	00:30,139	00:26,115	00:31,081	153,55	13:08:26	
2	01:52,426	00:26,067	00:29,885	00:25,605	00:30,869	184,09	13:10:18	
3	01:51,556	00:26,359	00:29,426	00:25,168	00:30,603	184,09	13:12:10	
4	01:52,146	00:26,287	00:29,274	00:25,422	00:31,163	181,51	13:14:02	
5	01:51,558	00:26,139	00:29,588	00:25,377	00:30,454	180,00	13:15:53	
6	01:51,668	00:26,191	00:29,573	00:25,308	00:30,596	181,01	13:17:45	
7	01:52,493	00:26,309	00:29,556	00:25,416	00:31,212	177,05	13:19:38	
8	01:51,362	00:25,998	00:29,315	00:25,241	00:30,808	178,51	13:21:29	
9	01:52,312	00:26,073	00:29,344	00:25,683	00:31,212	183,05	13:23:21	
10	01:52,275	00:26,083	00:29,514	00:25,716	00:30,962	182,54	13:25:14	
11	01:51,869	00:25,973	00:29,422	00:25,387	00:31,087	181,51	13:27:05	
12	01:52,738	00:26,041	00:29,817	00:25,715	00:31,165	178,51	13:28:58	
13	01:52,514	00:26,212	00:29,678	00:25,722	00:30,902	178,51	13:30:51	
14	01:52,140	00:25,996	00:29,359	00:25,668	00:31,117	181,01	13:32:43	

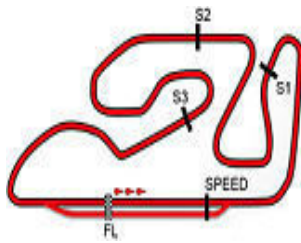
29	TRUCHOT, Randy FRA	MT Racing Team					P.Vmax: 21	T. Ideal: 01:55,390
		Lap Time	Sector 1	Sector 2	Sector 3	Sector 4		
1	FIRST LAP	00:35,673	00:31,742	00:27,580	00:32,642	159,21	13:08:32	
2	01:56,591	00:26,689	00:31,094	00:26,868	00:31,940	189,47	13:10:28	
3	01:56,399	00:27,030	00:30,863	00:26,950	00:31,556	189,47	13:12:25	
4	01:56,146	00:26,623	00:30,476	00:26,735	00:32,312	186,21	13:14:21	
5	01:57,141	00:26,826	00:30,929	00:26,911	00:32,475	184,62	13:16:18	

32	LUDEÑA, Marcos ESP	Shm44 Team					P.Vmax: 9	T. Ideal: 01:46,764
		Lap Time	Sector 1	Sector 2	Sector 3	Sector 4		
1	FIRST LAP	00:31,927	00:29,134	00:24,612	00:29,135	149,31	13:08:19	
2	01:47,181	00:24,987	00:28,656	00:24,445	00:29,093	194,59	13:10:06	
3	01:55,368	00:25,235	00:28,239	00:24,457	00:37,437	194,59	13:12:02	
4	01:52,957	00:27,252	00:29,616	00:25,242	00:30,847	171,88	13:13:55	
5	01:49,631	00:25,817	00:28,920	00:24,962	00:29,932	187,83	13:15:44	
6	01:49,139	00:25,420	00:28,978	00:24,866	00:29,875	188,92	13:17:33	
7	01:48,695	00:25,408	00:28,677	00:24,634	00:29,976	189,47	13:19:22	
8	01:49,228	00:25,147	00:28,801	00:25,054	00:30,226	188,92	13:21:11	
9	01:48,824	00:25,172	00:28,889	00:25,022	00:29,741	188,37	13:23:00	
10	01:48,293	00:25,008	00:28,802	00:24,699	00:29,784	188,92	13:24:48	
11	01:48,234	00:25,225	00:28,592	00:24,637	00:29,780	187,28	13:26:37	
12	01:50,837	00:25,183	00:28,451	00:24,634	00:32,569	186,74	13:28:27	
13	01:49,543	00:25,497	00:28,804	00:25,246	00:29,996	187,28	13:30:17	
14	01:48,253	00:25,157	00:28,527	00:24,545	00:30,024	190,03	13:32:05	

33	HOARAU, Enzo FRA	Bs Racing					P.Vmax: 1	T. Ideal: 01:45,719
		Lap Time	Sector 1	Sector 2	Sector 3	Sector 4		
1	FIRST LAP	00:31,825	00:28,884	00:24,718	00:29,097	152,47	13:08:19	
2	01:47,212	00:24,836	00:28,446	00:24,749	00:29,181	199,38	13:10:06	
3	01:46,975	00:24,991	00:28,133	00:24,702	00:29,149	195,77	13:11:53	
4	01:46,305	00:24,663	00:28,010	00:24,406	00:29,226	195,77	13:13:39	
5	01:46,139	00:24,677	00:28,096	00:24,299	00:29,067	193,43	13:15:25	
6	01:45,836	00:24,618	00:27,886	00:24,310	00:29,022	196,36	13:17:11	
7	01:46,768	00:24,976	00:28,339	00:24,347	00:29,106	196,36	13:18:58	
8	01:46,231	00:24,549	00:27,989	00:24,531	00:29,162	197,56	13:20:44	
9	01:46,716	00:24,533	00:28,184	00:24,794	00:29,205	193,43	13:22:31	
10	01:46,766	00:24,732	00:28,122	00:24,682	00:29,230	198,17	13:24:18	
11	01:47,881	00:25,035	00:28,527	00:24,763	00:29,556	198,17	13:26:06	
12	01:47,024	00:24,860	00:27,958	00:24,783	00:29,423	200,00	13:27:53	
13	01:47,718	00:25,067	00:28,584	00:25,066	00:29,001	200,00	13:29:40	
14	01:46,837	00:24,798	00:28,323	00:24,591	00:29,125	196,36	13:31:27	

34	GRAS, Eitan Gabriel URU	Qrg Motor Racing					P.Vmax: 1	T. Ideal: 01:45,815
		Lap Time	Sector 1	Sector 2	Sector 3	Sector 4		
1	FIRST LAP	00:31,118	00:29,028	00:24,467	00:29,392	146,61	13:08:18	
2	01:47,123	00:24,895	00:28,600	00:24,297	00:29,331	200,00	13:10:05	
3	01:47,002	00:24,958	00:28,433	00:24,209	00:29,402	194,01	13:11:52	
4	01:46,470	00:24,811	00:28,184	00:24,172	00:29,303	194,59	13:13:39	
5	01:46,081	00:24,635	00:28,177	00:24,164	00:29,105	192,86	13:15:25	
6	01:45,894	00:24,647	00:27,964	00:24,231	00:29,052	195,77	13:17:11	
7	01:46,539	00:24,899	00:28,340	00:24,246	00:29,054	194,01	13:18:57	
8	01:46,190	00:24,760	00:28,075	00:24,181	00:29,174	192,86	13:20:44	
9	01:46,470	00:24,771	00:28,027	00:24,297	00:29,375	195,18	13:22:30	
10	01:47,208	00:24,796	00:28,426	00:24,348	00:29,638	191,72	13:24:17	
11	01:48,263	00:25,380	00:28,449	00:24,666	00:29,768	192,86	13:26:06	





Circuit Ricardo Tormo

Cto. de ESPAÑA de SUPERBIKE 2022

ANALYSIS / SECTORS Carrera 1 PreMoto3-Promo3

12	01:46,874	00:25,160	00:27,969	00:24,510	00:29,235	196,36	13:27:52	13	01:47,773	00:25,324	00:28,508	00:24,562	00:29,379	188,92	13:29:40
13	01:47,713	00:24,892	00:28,657	00:24,608	00:29,556	200,00	13:29:40	14	01:47,250	00:24,883	00:28,270	00:24,392	00:29,705	190,59	13:31:27
14	01:47,040	00:24,796	00:28,102	00:24,512	00:29,630	196,36	13:31:27								

42	SALLES, Mario BRA	T. Rxp Mir Racing				
		P.Vmax: 32	T. Ideal: 00:00,000			
Lap Time	Sector 1	Sector 2	Sector 3	Sector 4	V.Max	Hour
1	FIRST LAP					1

44	PEREZ, Mark ESP	Cuna De Campeones					
		P.Vmax: 14	T. Ideal: 01:47,712				
Lap Time	Sector 1	Sector 2	Sector 3	Sector 4	V.Max	Hour	
1	FIRST LAP	00:32,832	00:29,511	00:25,154	00:29,685	151,05	13:08:21
2	01:48,978	00:25,208	00:28,901	00:24,992	00:29,877	194,01	13:10:10
3	01:48,801	00:25,551	00:28,697	00:24,884	00:29,669	192,28	13:11:59
4	01:49,540	00:25,590	00:28,842	00:25,060	00:30,048	193,43	13:13:49
5	01:48,710	00:25,373	00:28,775	00:24,792	00:29,770	191,72	13:15:37
6	01:48,260	00:24,984	00:28,532	00:24,783	00:29,961	189,47	13:17:26
7	01:47,977	00:25,160	00:28,604	00:24,527	00:29,686	190,59	13:19:14
8	01:49,611	00:25,182	00:28,710	00:25,054	00:30,665	192,28	13:21:03
9	01:52,921	00:25,407	00:29,306	00:28,095	00:30,114	187,83	13:22:56
10	01:49,006	00:25,097	00:28,936	00:25,219	00:29,754	190,03	13:24:45
11	01:48,624	00:25,224	00:28,767	00:24,861	00:29,772	188,92	13:26:34
12	01:48,844	00:25,289	00:28,632	00:24,932	00:29,991	187,83	13:28:23
13	01:49,177	00:25,495	00:28,916	00:25,086	00:29,680	189,47	13:30:12
14	01:49,705	00:25,273	00:28,923	00:25,240	00:30,269	191,15	13:32:02

45	LONGARELA, Alex ESP	lgaxteam					
		P.Vmax: 7	T. Ideal: 01:45,622				
Lap Time	Sector 1	Sector 2	Sector 3	Sector 4	V.Max	Hour	
1	FIRST LAP	00:30,417	00:28,810	00:24,579	00:29,936	146,94	13:08:18
2	01:47,942	00:25,266	00:28,529	00:24,716	00:29,431	193,43	13:10:06
3	01:46,405	00:24,708	00:28,198	00:24,334	00:29,165	195,18	13:11:52
4	01:46,169	00:24,691	00:27,974	00:24,155	00:29,349	194,59	13:13:39
5	01:46,112	00:24,694	00:28,050	00:24,156	00:29,212	190,59	13:15:25
6	01:45,956	00:24,823	00:27,852	00:24,118	00:29,163	192,86	13:17:11
7	01:46,783	00:25,450	00:28,146	00:24,038	00:29,149	189,47	13:18:57
8	01:46,260	00:24,949	00:28,014	00:24,256	00:29,041	188,92	13:20:44
9	01:46,610	00:24,890	00:28,214	00:24,310	00:29,196	191,15	13:22:30
10	01:46,942	00:25,044	00:28,051	00:24,641	00:29,206	192,86	13:24:17
11	01:47,738	00:25,069	00:28,568	00:24,814	00:29,287	191,15	13:26:05
12	01:47,238	00:25,138	00:28,260	00:24,424	00:29,416	191,72	13:27:52
13	01:48,157	00:25,445	00:28,861	00:24,404	00:29,447	192,86	13:29:40
14	01:46,886	00:24,986	00:27,958	00:24,608	00:29,334	194,01	13:31:27

54	RIOS, Jesus ESP	MREtalent					
		P.Vmax: 7	T. Ideal: 01:45,799				
Lap Time	Sector 1	Sector 2	Sector 3	Sector 4	V.Max	Hour	
1	FIRST LAP	00:31,310	00:28,272	00:24,506	00:29,333	149,31	13:08:18
2	01:46,823	00:24,850	00:28,301	00:24,230	00:29,442	189,47	13:10:05
3	01:46,688	00:24,883	00:28,237	00:24,166	00:29,402	188,92	13:11:51
4	01:46,481	00:24,679	00:28,116	00:24,219	00:29,467	191,72	13:13:38
5	01:46,730	00:24,965	00:27,796	00:24,191	00:29,778	186,74	13:15:24
6	01:46,134	00:24,724	00:27,792	00:24,252	00:29,366	191,15	13:17:11
7	01:46,782	00:25,315	00:28,128	00:24,013	00:29,326	190,03	13:18:57
8	01:46,071	00:24,884	00:27,830	00:24,002	00:29,355	189,47	13:20:43
9	01:46,811	00:24,687	00:28,171	00:24,147	00:29,806	190,59	13:22:30
10	01:47,178	00:24,819	00:28,181	00:24,244	00:29,934	195,18	13:24:17
11	01:47,471	00:25,176	00:28,332	00:24,600	00:29,363	192,28	13:26:05
12	01:47,230	00:25,068	00:28,309	00:24,325	00:29,528	185,67	13:27:52

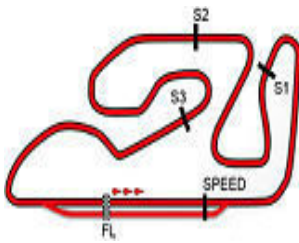
57	ROMERO, Ruben ESP	Ilusión Team					
		P.Vmax: 4	T. Ideal: 01:46,057				
Lap Time	Sector 1	Sector 2	Sector 3	Sector 4	V.Max	Hour	
1	FIRST LAP	00:32,020	00:29,377	00:24,925	00:29,145	150,35	13:08:20
2	01:47,420	00:24,994	00:28,520	00:24,636	00:29,270	197,56	13:10:07
3	01:46,666	00:24,877	00:28,134	00:24,589	00:29,066	195,77	13:11:54
4	01:46,576	00:24,709	00:27,839	00:24,505	00:29,523	196,96	13:13:40
5	01:46,754	00:24,647	00:27,957	00:24,627	00:29,523	196,96	13:15:27
6	01:47,504	00:25,017	00:28,235	00:24,692	00:29,560	191,15	13:17:15
7	01:48,424	00:25,199	00:28,704	00:24,784	00:29,737	188,92	13:19:03
8	01:48,459	00:25,138	00:28,949	00:24,808	00:29,564	191,15	13:20:52
9	01:48,444	00:25,243	00:28,546	00:24,847	00:29,808	191,72	13:22:40
10	01:48,589	00:25,237	00:28,737	00:24,807	00:29,808	192,86	13:24:29
11	01:48,685	00:25,533	00:28,707	00:25,063	00:29,382	189,47	13:26:17
12	01:48,947	00:25,456	00:28,314	00:25,021	00:30,156	187,83	13:28:06
13	01:48,452	00:25,078	00:28,503	00:25,188	00:29,683	193,43	13:29:55
14	01:48,615	00:25,371	00:28,502	00:25,074	00:29,668	191,15	13:31:43

65	CURIA, Izan ESP	T. Curia/Semilla Azt					
		P.Vmax: 17	T. Ideal: 01:50,388				
Lap Time	Sector 1	Sector 2	Sector 3	Sector 4	V.Max	Hour	
1	FIRST LAP	00:33,336	00:29,991	00:25,874	00:30,248	156,52	13:08:24
2	01:51,996	00:25,915	00:29,710	00:25,926	00:30,445	192,86	13:10:16
3	01:51,709	00:26,077	00:29,400	00:25,907	00:30,325	192,28	13:12:07
4	01:51,053	00:25,879	00:29,153	00:25,493	00:30,528	192,86	13:13:58
5	01:51,800	00:25,810	00:29,719	00:25,940	00:30,331	190,03	13:15:50
6	01:51,344	00:25,678	00:29,755	00:25,640	00:30,271	189,47	13:17:42
7	01:52,748	00:25,844	00:30,249	00:26,080	00:30,575	192,86	13:19:34
8	01:52,547	00:25,494	00:29,845	00:26,030	00:31,178	188,92	13:21:27
9	01:53,320	00:26,353	00:30,287	00:26,012	00:30,668	187,83	13:23:20
10	01:52,367	00:26,147	00:29,835	00:25,926	00:30,459	187,83	13:25:13
11	01:52,248	00:25,882	00:29,857	00:25,610	00:30,899	187,28	13:27:05
12	01:52,727	00:25,915	00:30,041	00:25,967	00:30,804	185,14	13:28:58
13	01:52,465	00:26,003	00:29,945	00:25,859	00:30,658	187,83	13:30:50
14	01:51,944	00:25,681	00:29,847	00:25,851	00:30,565	186,74	13:32:42

69	BUJOSA, Fernando ESP	M. Oliveira R. Team					
		P.Vmax: 9	T. Ideal: 01:46,027				
Lap Time	Sector 1	Sector 2	Sector 3	Sector 4	V.Max	Hour	
1	FIRST LAP	00:30,974	00:28,409	00:24,798	00:29,454	147,27	13:08:18
2	01:46,844	00:24,804	00:28,462	00:24,243	00:29,335	192,28	13:10:05
3	01:46,832	00:24,834	00:28,266	00:24,377	00:29,355	190,03	13:11:52
4	01:46,235	00:24,728	00:27,909	00:24,238	00:29,360	191,15	13:13:38
5	01:46,744	00:24,714	00:28,238	00:24,307	00:29,485	191,15	13:15:25
6	01:46,189	00:24,763	00:27,944	00:24,239	00:29,243	192,28	13:17:11
7	01:47,210	00:24,830	00:28,588	00:24,460	00:29,332	189,47	13:18:58
8	01:46,264	00:24,837	00:27,998	00:24,169	00:29,260	191,15	13:20:44
9	01:46,522	00:24,727	00:28,253	00:24,307	00:29,235	189,47	13:22:31
10	01:46,590	00:24,781	00:27,941	00:24,347	00:29,521	191,15	13:24:17
11	01:48,035	00:25,342	00:28,575	00:24,585	00:29,533	193,43	13:26:05
12	01:46,878	00:24,930	00:28,084	00:24,493	00:29,371	189,47	13:27:52
13	01:48,022	00:25,125	00:28,941	00:24,662	00:29,294	194,59	13:29:40
14	01:46,912	00:24,738	00:28,114	00:24,500	00:29,560	194,01	13:31:27

71	CANO, Carlos ESP	H43 Team-Nobby				
		P.Vmax: 4	T. Ideal: 01:46,266			
Lap Time	Sector 1	Sector 2	Sector 3	Sector 4	V.Max	Hour





Circuit Ricardo Tormo

Cto. de ESPAÑA de SUPERBIKE 2022

ANALYSIS / SECTORS Carrera 1 PreMoto3-Promo3

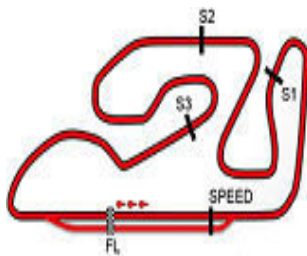
1	FIRST LAP	00:31,436	00:29,047	00:24,777	00:29,447	145,29	13:08:19	6	01:53,189	00:26,397	00:29,808	00:25,534	00:31,450	179,01	13:17:51
2	01:47,366	00:24,882	00:28,645	00:24,529	00:29,310	196,96	13:10:06	7	01:52,460	00:26,431	00:29,371	00:25,365	00:31,293	180,00	13:19:43
3	01:46,890	00:24,889	00:28,378	00:24,430	00:29,193	197,56	13:11:53	8	01:52,856	00:26,358	00:29,456	00:25,564	00:31,478	180,50	13:21:36
4	01:47,049	00:24,851	00:28,065	00:24,548	00:29,585	194,59	13:13:40	9	01:53,469	00:26,348	00:29,620	00:25,588	00:31,913	178,51	13:23:30
5	01:47,016	00:24,971	00:28,133	00:24,455	00:29,457	193,43	13:15:27	10	01:53,815	00:26,477	00:29,692	00:25,915	00:31,731	177,05	13:25:24
6	01:47,692	00:25,096	00:28,476	00:24,441	00:29,679	194,01	13:17:15	11	01:53,102	00:26,621	00:29,458	00:25,206	00:31,817	176,09	13:27:17
7	01:47,411	00:25,116	00:28,388	00:24,253	00:29,654	188,92	13:19:02	12	01:53,364	00:26,812	00:29,632	00:25,722	00:31,198	180,00	13:29:10
8	01:47,371	00:24,923	00:28,512	00:24,491	00:29,445	190,03	13:20:50	13	01:52,737	00:26,282	00:29,414	00:25,810	00:31,231	181,51	13:31:03
9	01:47,500	00:24,911	00:28,457	00:24,561	00:29,571	186,74	13:22:37	14	01:52,019	00:26,184	00:29,487	00:25,372	00:30,976	181,51	13:32:55
10	01:47,809	00:25,213	00:28,433	00:24,573	00:29,590	192,28	13:24:25								
11	01:47,706	00:25,424	00:28,490	00:24,544	00:29,248	187,83	13:26:13								
12	01:48,047	00:25,062	00:28,440	00:24,722	00:29,823	185,67	13:28:01								
13	01:47,459	00:25,027	00:28,427	00:24,680	00:29,325	189,47	13:29:48								
14	01:46,986	00:24,755	00:28,358	00:24,354	00:29,519	190,59	13:31:35								

77	MARTINEZ, K. D.	Cuna De Campeones				
	VEN	P.Vmax: 9 T. Ideal: 01:46,161				
Lap Time	Sector 1	Sector 2	Sector 3	Sector 4	V.Max	Hour
1 FIRST LAP	00:32,303	00:29,112	00:24,570	00:29,351	154,29	13:08:20
2 01:47,085	00:25,089	00:28,221	00:24,493	00:29,282	194,59	13:10:07
3 01:46,984	00:24,944	00:28,315	00:24,438	00:29,287	194,59	13:11:54
4 01:46,827	00:25,000	00:27,909	00:24,492	00:29,426	192,86	13:13:41
5 01:47,007	00:25,065	00:27,950	00:24,553	00:29,439	194,59	13:15:28
6 01:47,784	00:24,982	00:28,473	00:24,616	00:29,713	193,43	13:17:15
7 01:47,275	00:25,047	00:28,272	00:24,232	00:29,724	194,01	13:19:03
8 01:47,424	00:24,902	00:28,417	00:24,551	00:29,554	191,72	13:20:50
9 01:47,145	00:24,947	00:28,232	00:24,275	00:29,691	188,37	13:22:37
10 01:48,155	00:25,167	00:28,611	00:24,712	00:29,665	187,28	13:24:25
11 01:47,690	00:25,413	00:28,426	00:24,613	00:29,238	190,03	13:26:13
12 01:48,132	00:25,012	00:28,417	00:24,770	00:29,933	187,83	13:28:01
13 01:47,313	00:25,105	00:28,280	00:24,599	00:29,329	191,15	13:29:48
14 01:46,970	00:24,782	00:28,265	00:24,381	00:29,542	192,86	13:31:35

78	MIGNOT, Henri	Jeg Racing Brs				
	FRA	P.Vmax: 20 T. Ideal: 01:49,624				
Lap Time	Sector 1	Sector 2	Sector 3	Sector 4	V.Max	Hour
1 FIRST LAP	00:34,346	00:30,167	00:26,150	00:30,779	156,14	13:08:26
2 01:51,720	00:25,637	00:29,631	00:25,755	00:30,697	191,72	13:10:17
3 01:51,450	00:25,877	00:29,766	00:25,406	00:30,401	192,28	13:12:09
4 01:51,284	00:25,668	00:29,580	00:25,277	00:30,759	191,72	13:14:00
5 01:50,603	00:25,520	00:29,117	00:25,798	00:30,168	188,37	13:15:51
6 01:50,691	00:25,460	00:29,472	00:25,544	00:30,215	187,28	13:17:41
7 01:52,885	00:25,899	00:30,182	00:25,714	00:31,090	191,15	13:19:34
8 01:53,976	00:25,809	00:29,536	00:27,225	00:31,406	180,00	13:21:28
9 01:52,197	00:26,007	00:29,534	00:25,836	00:30,820	188,37	13:23:21
10 01:50,845	00:25,642	00:29,346	00:25,294	00:30,563	190,03	13:25:11
11 01:50,447	00:25,531	00:29,017	00:25,163	00:30,736	186,21	13:27:02
12 01:51,236	00:25,735	00:29,569	00:24,979	00:30,953	184,62	13:28:53
13 01:50,635	00:25,640	00:29,177	00:25,185	00:30,633	185,14	13:30:44
14 01:51,244	00:25,588	00:29,373	00:25,238	00:31,045	185,67	13:32:35

98	SIEBDRATH, Mika	Cuna De Campeones				
	GER	P.Vmax: 28 T. Ideal: 01:51,325				
Lap Time	Sector 1	Sector 2	Sector 3	Sector 4	V.Max	Hour
1 FIRST LAP	00:34,981	00:30,609	00:26,171	00:31,050	150,35	13:08:27
2 01:52,590	00:26,415	00:29,726	00:25,419	00:31,030	183,05	13:10:20
3 01:51,721	00:26,246	00:29,274	00:25,338	00:30,863	180,50	13:12:11
4 01:51,984	00:26,148	00:29,108	00:25,398	00:31,330	181,01	13:14:03
5 01:54,420	00:26,380	00:30,097	00:26,537	00:31,406	179,01	13:15:58





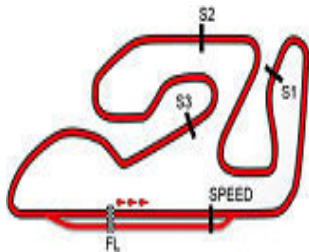
Circuit Ricardo Tormo

Cto. de ESPAÑA de SUPERBIKE 2022

Análisis por vuelta Carrera 1 PreMoto3-Promo3

Lap: 1			Lap: 2			Lap: 3			Lap: 4			Lap: 5			Lap: 6			Lap: 7			Lap: 8																	
Num	Tiempo	GAP	Num	Tiempo	GAP	Num	Tiempo	GAP	Num	Tiempo	GAP	Num	Tiempo	GAP	Num	Tiempo	GAP	Num	Tiempo	GAP	Num	Tiempo	GAP	Num	Tiempo	GAP	Num	Tiempo	GAP									
28	01:52,426	13,636	54	01:46,823		11	01:46,301		54	01:46,481		11	01:46,583		11	01:46,590		71	01:47,692	4,519	54	01:46,823	0,235	11	01:46,301		11	01:46,200		71	01:47,692	4,519	71	01:47,692	4,519			
23	01:52,103	13,804	69	01:46,844	0,235	54	01:46,688	0,151	11	01:46,637	0,005	54	01:46,730	0,142	54	01:46,782	0,268	69	01:46,844	0,236	54	01:46,134	0,076	14	01:48,006	4,659	23	01:52,103	13,804	23	01:52,103	13,804	14	01:48,006	4,659	14	01:48,006	4,659
98	01:52,590	15,157	11	01:46,889	0,884	69	01:46,832	0,530	69	01:46,235	0,133	69	01:46,744	0,289	45	01:46,783	0,318	18	01:47,737	4,704	98	01:52,590	15,157	98	01:52,590	15,157	18	01:47,737	4,704	18	01:47,737	4,704						
21	01:52,974	15,533	14	01:47,297	1,242	21	01:52,171	21,167	21	01:52,171	21,167	21	01:53,057	27,592	34	01:46,539	0,323	65	01:47,784	4,822	21	01:52,974	15,533	21	01:52,974	15,533	65	01:51,244	21,334	65	01:51,244	21,334	65	01:51,244	21,334			
13	01:53,855	17,730	45	01:47,942	1,440	13	01:53,436	24,629	13	01:53,436	24,629	13	01:53,375	31,372	77	01:47,784	4,822	13	01:53,855	17,730	13	01:53,855	17,730	22	01:51,329	21,709	22	01:51,329	21,709	22	01:51,329	21,709						
24	01:57,114	23,361	34	01:47,123	0,884	29	01:56,399	33,846	29	01:56,399	33,846	29	01:56,146	43,360	17	01:47,562	14,110	24	01:57,114	23,361	24	01:57,114	23,361	78	01:51,284	22,483	78	01:51,284	22,483	78	01:51,284	22,483						
29	01:56,591	23,984	14	01:47,297	1,242	24	01:57,023	33,847	24	01:57,023	33,847	24	01:56,492	43,707	44	01:48,260	15,270	29	01:56,591	23,984	29	01:56,591	23,984	25	01:51,073	22,652	25	01:51,073	22,652	25	01:51,073	22,652						
20	01:59,700	30,485	33	01:47,212	1,492	20	01:57,563	41,511	20	01:57,563	41,511	20	01:57,843	52,722	26	01:50,190	17,566	20	01:59,700	30,485	20	01:59,700	30,485	15	01:52,749	23,443	15	01:52,749	23,443	15	01:52,749	23,443						





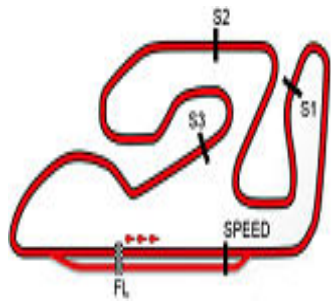
Circuit Ricardo Tormo

Cto. de ESPAÑA de SUPERBIKE 2022

Análisis por vuelta Carrera 1 PreMoto3-Promo3

Num	Tiempo	GAP	Num	Tiempo	GAP	Num	Tiempo	GAP	Num	Tiempo	GAP
11	01:46,182		29	01:57,929	01:40,1	98	01:53,102	01:11,8	23	01:53,057	01:10,7
54	01:46,071	0,157	24	01:58,133	01:40,2	21	01:52,815	01:12,8	28	01:52,514	01:10,7
34	01:46,190	0,331	Lap: 10			13	01:54,840	01:23,2	22	01:52,419	01:10,8
45	01:46,260	0,396	Num	Tiempo	GAP	10	01:54,053	01:31,1	21	01:52,478	01:22,5
69	01:46,264	0,980	45	01:46,942		Lap: 12			98	01:52,737	01:22,9
33	01:46,231	1,017	34	01:47,208	0,061	Num	Tiempo	GAP	42	FIRST LAP	01:24,7
71	01:47,371	6,529	69	01:46,590	0,144	54	01:47,230		10	01:50,423	01:38,2
77	01:47,424	6,749	54	01:47,178	0,198	45	01:47,238	0,077	13	01:54,728	01:38,3
18	01:48,120	7,938	33	01:46,766	0,551	69	01:46,878	0,158	Lap: 14		
14	01:48,049	8,245	20	02:00,101	6,949	34	01:46,874	0,299	Num	Tiempo	GAP
57	01:48,459	8,297	71	01:47,809	7,890	57	01:47,024	0,557	54	01:47,250	
44	01:49,611	20,086	77	01:48,155	8,101	33	01:47,024	0,557	34	01:47,040	0,029
17	01:49,908	20,130	57	01:48,589	11,382	71	01:48,047	8,744	69	01:46,912	0,069
26	01:50,282	25,219	18	01:48,629	11,519	77	01:48,132	9,024	33	01:46,837	0,089
32	01:49,228	28,034	14	01:48,916	11,641	14	01:48,362	13,581	69	01:46,837	0,089
15	01:59,011	29,661	17	01:49,275	24,635	18	01:48,344	13,696	45	01:46,886	0,097
65	01:52,547	43,673	44	01:49,006	28,065	57	01:48,947	14,115	71	01:46,986	8,166
25	01:52,145	43,867	32	01:48,293	31,203	29	01:58,194	14,731	77	01:46,970	8,284
16	01:52,325	44,176	26	01:52,035	48,523	24	01:59,636	15,006	18	01:48,311	16,084
22	01:52,564	44,659	25	01:51,421	52,675	17	01:49,409	27,945	57	01:48,615	16,159
78	01:53,976	45,078	78	01:50,845	54,172	20	01:58,778	29,781	14	01:48,585	16,250
23	01:52,091	45,565	16	01:52,232	54,226	44	01:48,844	30,634	17	01:48,631	30,588
28	01:51,362	45,690	65	01:52,367	55,412	32	01:50,837	35,375	29	01:57,241	33,995
98	01:52,856	53,058	23	01:52,197	56,011	26	01:50,917	55,199	44	01:49,705	34,493
21	01:53,084	54,790	22	01:52,228	56,175	78	01:51,236	01:00,9	24	01:57,047	34,748
13	01:54,144	01:01,8	28	01:52,275	56,329	25	01:51,820	01:01,4	32	01:48,253	38,148
10	01:57,959	01:10,8	15	02:04,177	01:00,0	16	01:52,361	01:03,4	20	01:57,895	51,183
24	01:57,842	01:28,9	98	01:53,815	01:06,3	23	01:52,268	01:05,4	26	01:51,058	01:02,7
29	01:58,618	01:29,0	21	01:53,809	01:07,7	65	01:52,727	01:05,4	78	01:51,244	01:07,8
20	01:59,404	01:40,7	13	01:54,019	01:16,0	28	01:52,738	01:06,0	25	01:51,536	01:09,5
Lap: 9			10	01:53,066	01:24,7	22	01:52,643	01:06,1	16	01:52,071	01:12,3
Num	Tiempo	GAP	Lap: 11			21	01:52,160	01:17,8	65	01:51,944	01:14,8
34	01:46,470		Num	Tiempo	GAP	98	01:53,364	01:17,9	22	01:51,776	01:15,3
11	01:46,873	0,072	54	01:47,471		13	01:55,419	01:31,4	23	01:51,971	01:15,4
54	01:46,811	0,167	45	01:47,738	0,069	10	01:51,655	01:35,5	28	01:52,140	01:15,6
45	01:46,610	0,205	69	01:48,035	0,510	15	PIT	01:40,0	21	01:52,245	01:27,5
69	01:46,522	0,701	34	01:48,263	0,655	Lap: 13			98	01:52,019	01:27,6
33	01:46,716	0,932	33	01:47,881	0,763	Num	Tiempo	GAP	10	01:50,558	01:41,5
77	01:47,145	7,093	24	01:57,164	2,600	54	01:47,773		13	01:54,819	01:45,9
71	01:47,500	7,228	29	01:58,390	3,767	34	01:47,713	0,239			
14	01:48,428	9,872	71	01:47,706	7,927	69	01:48,022	0,407			
57	01:48,444	9,940	77	01:47,690	8,122	45	01:48,157	0,461			
18	01:48,900	10,037	57	01:48,685	12,398	33	01:47,718	0,502			
17	01:49,178	22,507	14	01:48,477	12,449	71	01:47,459	8,430			
44	01:52,921	26,206	18	01:48,732	12,582	77	01:47,313	8,564			
32	01:48,824	30,057	20	01:58,953	18,233	57	01:48,452	14,794			
15	02:00,178	43,038	17	01:48,800	25,766	14	01:49,107	14,915			
26	02:05,217	43,635	44	01:48,624	29,020	18	01:49,100	15,023			
25	01:51,335	48,401	32	01:48,234	31,768	29	01:57,046	24,004			
16	01:51,766	49,141	26	01:50,658	51,512	24	01:57,718	24,951			
65	01:53,320	50,192	25	01:51,885	56,891	17	01:49,035	29,207			
78	01:52,197	50,474	78	01:50,447	56,950	44	01:49,177	32,038			
23	01:52,197	50,961	16	01:51,784	58,341	32	01:49,543	37,145			
22	01:53,236	51,094	65	01:52,248	59,991	20	01:58,530	40,538			
28	01:52,312	51,201	23	01:52,037	01:00,3	26	01:51,528	58,954			
98	01:53,469	59,726	28	01:51,869	01:00,5	78	01:50,635	01:03,8			
21	01:53,091	01:01,0	22	01:52,258	01:00,7	25	01:51,578	01:05,2			
13	01:54,194	01:09,1	15	01:59,164	01:11,5	16	01:51,839	01:07,5			
10	01:54,828	01:18,8				65	01:52,465	01:10,1			





Circuit Ricardo Tormo

23-24 ABRIL 2022

Circuit Ricardo Tormo

Carrera 1 PreMoto3-Promo3

LISTADO DEL CUADRANTE

	V1	V2	V3	V4	V5	V6	V7	V8	V9	V10	V11	V12	V13	V14
54 - RIOS, Jesus	54	54	11	54	11	11	11	11	34	45	54	54	54	54
34 - GRAS, Eitan Gabriel	69	69	54	11	54	54	54	11	34	45	45	34	34	34
33 - HOARAU, Enzo	45	11	69	69	69	45	45	34	54	69	69	69	69	69
69 - BUJOSA, Fernando	11	34	45	45	45	69	34	45	45	54	34	34	45	33
45 - LONGARELA, Alex	34	14	34	34	34	34	69	69	69	33	33	33	33	45
71 - CANO, Carlos	14	45	14	33	33	33	33	33	33	71	71	71	71	71
77 - MARTINEZ, K. D.	33	33	33	14	14	57	71	71	77	77	77	77	77	77
18 - OLIVARES, Pablo	71	32	71	71	57	71	77	77	71	57	57	14	57	18
57 - ROMERO, Ruben	32	71	18	18	71	14	18	18	14	18	14	18	14	57
14 - GUTIERREZ, Eduardo	18	77	77	57	18	18	57	14	57	14	18	57	18	14
17 - ALOMAR, Pedro	77	18	57	77	77	77	14	57	18	17	17	17	17	17
32 - LUDENA, Marcos	57	57	26	17	17	17	17	44	17	44	44	44	44	44
44 - PEREZ, Mark	26	26	10	26	44	44	44	17	44	32	32	32	32	32
26 - SANJUAN, Remy	17	17	17	10	26	26	26	26	32	26	26	26	26	26
78 - MIGNOT, Henri	10	10	44	44	32	32	32	32	26	25	25	78	78	78
25 - TORRES, Jesus	44	44	32	32	7	7	7	65	25	78	78	25	25	25
16 - PONS, Joel	7	7	7	7	65	78	78	25	16	16	16	16	16	16
65 - CURIA, Izan	65	65	65	65	16	65	65	16	65	65	65	23	65	65
22 - FERNANDEZ, Alejandra	16	16	16	16	78	25	25	22	78	23	23	65	23	22
23 - RODRIGUEZ, Miguel	22	22	22	22	22	16	16	78	23	22	28	28	28	23
28 - PERRONE, Valentin	15	15	15	78	25	22	22	23	22	28	22	22	22	28
21 - FARGIER, Mathis	78	78	78	25	23	23	23	28	28	98	98	21	21	21
98 - SIEBDRATH, Mika	28	25	25	15	28	28	28	98	98	21	21	98	98	98
10 - DE ALMEIDA, Alfonso	23	28	28	23	98	98	98	21	21	13	13	13	10	10
13 - NAVARRO, Marina	25	23	23	28	21	21	21	13	13	10	10	10	13	13
29 - TRUCHOT, Randy	21	98	98	98	10	13	13	10	10	24	29	29	29	29
24 - BONGIOVANNI, M. N.	98	21	21	21	13	10	10	24	29	29	24	24	24	24
20 - MOHEDANO, Lucas	13	13	13	13	15P	29	29	29	24	20	20	20	20	20
- NO CLASIFICADOS	24	24	29	29	29	24	24	20	20	15	15P			
15 - RAMOS, Martim M.	29	29	24	24	24	20	20	15	15					
11 - GONZALEZ, David	20	20	20	20	20	15	15							
7 - GIACOMINO, Enzo														
42 - SALLES, Mario	42													

- # 44 PENAL. 6" NO CUMPL
- # 69 PENAL. 1 POS. TRACK

Presidente del Jurado

Director de Carrera

Cronometrador

