

Cto. de ESPAÑA de SUPERBIKE 2022

23-24 ABRIL 2022

Circuit Ricardo Tormo

Length: 4005 metros

Results

Ent. Libre 2

PreMoto3-Promo3

Pos.	N.	Rider	Team	Motorcycle	Nat.	Best Lap	iL	Laps	Gap	Interval	Speed	Tyr.	Cat.
1	11	GONZALEZ, David	Cuna De Campeones	MIR RACING	ESP	01:45,183	12	18			137,08	DU	PRE
2	45	LONGARELA, Alex	Igaxteam	BEON	ESP	01:45,947	10	15	00:00,764	00:00,764	136,09	DU	PRE
3	77	MARTINEZ, K. D.	Cuna De Campeones	MIR RACING	VEN	01:46,235	10	16	00:01,052	00:00,288	135,72	DU	PRE
4	34	GRAS, Eitan Gabriel	Qrg Motor Racing	BEON	URU	01:46,585	9	17	00:01,402	00:00,350	135,27	DU	PRE
5	18	OLIVARES, Pablo	Gmfuel Vrc Team	MIR RACING	ESP	01:46,785	8	16	00:01,602	00:00,200	135,02	DU	PRE
6	71	CANO, Carlos	H43 Team-Nobby	BEON	ESP	01:47,018	9	16	00:01,835	00:00,233	134,72	DU	PRE
7	32	LUDEÑA, Marcos	Shm44 Team	MIR RACING	ESP	01:47,023	8	12	00:01,840	00:00,005	134,72	DU	PRE
8	69	BUJOSA, Fernando	M. Oliveira R. Team	BEON	ESP	01:47,131	9	9	00:01,948	00:00,108	134,58	DU	PRE
9	10	DE ALMEIDA, Afonso	M. Oliveira R. Team	BEON	POR	01:47,227	12	14	00:02,044	00:00,096	134,46	DU	PRE
10	17	ALOMAR, Pedro	Igaxteam	BEON	ESP	01:47,251	8	15	00:02,068	00:00,024	134,43	DU	PRE
11	33	HOARAU, Enzo	Bs Racing	BEON	FRA	01:47,419	4	15	00:02,236	00:00,168	134,22	DU	PRE
12	57	RODRIGUEZ, Ruben	Ilusión Team	BEON	ESP	01:47,720	15	16	00:02,537	00:00,301	133,85	DU	PRE
13	14	GUTIERREZ, Eduardo	Qrg Motor Racing	BEON	ESP	01:48,072	15	16	00:02,889	00:00,352	133,41	DU	PRE
14	26	SANJUAN, Remy	Mécaprojets Team Ado	BEON	FRA	01:48,617	15	17	00:03,434	00:00,545	132,74	DU	PRE
15	44	PEREZ, Mark	Cuna De Campeones	MIR RACING	ESP	01:48,686	12	13	00:03,503	00:00,069	132,66	DU	PRE
16	78	MIGNOT, Henri	Jeg Racing Brs	BEON	FRA	01:49,657	13	16	00:04,474	00:00,971	131,48	DU	PRE
17	22	FERNANDEZ, Alejandra	Cuna De Campeones	MIR RACING	ESP	01:49,749	9	15	00:04,566	00:00,092	131,37	DU	PRO
18	15	RAMOS, Martim M.	Mm15Ridersacademy/A.	BEON	POR	01:49,781	13	17	00:04,598	00:00,032	131,33	DU	PRE
19	25	TORRES, Jesus	Torres11 Cuna De C.	MIR RACING	ESP	01:49,803	9	15	00:04,620	00:00,022	131,31	DU	PRO
20	65	CURIA, Izan	T. Curia/Semilla Azt	BEON	ESP	01:49,964	6	15	00:04,781	00:00,161	131,12	DU	PRE
21	28	PERRONE, Valentín	Cuna De Campeones	MIR RACING	ARG	01:50,515	16	18	00:05,332	00:00,551	130,46	DU	PRO
22	21	FARGIER, Mathis	Mtracing	BEON	FRA	01:50,815	9	9	00:05,632	00:00,300	130,11	DU	PRE
23	23	RODRIGUEZ, Miguel	Cuna De Campeones	MIR RACING	ESP	01:50,991	9	12	00:05,808	00:00,176	129,9	DU	PRO
24	7	GIACOMINO, Enzo	Jeg Racing Brs	BEON	FRA	01:51,131	15	16	00:05,948	00:00,140	129,74	DU	PRE
25	16	PONS, Joel	Cuna De Campeones	MIR RACING	ESP	01:51,318	11	14	00:06,135	00:00,187	129,52	DU	PRO
26	9	KASSIGIAN, Elliot	Cuna Campeones	MIR RACING	FRA	01:51,447	15	17	00:06,264	00:00,129	129,37	DU	PRO
27	42	SALLES, Mario	T. Rxp Mir Racing	MIR RACING	BRA	01:51,693	13	15	00:06,510	00:00,246	129,09	DU	PRO
28	24	BONGIOVANNI, M. N.	Team Rxp Mir Racing	MIR RACING	ARG	01:52,260	7	14	00:07,077	00:00,567	128,43	DU	PRO
29	13	NAVARRO, Marina	Tcm Team	MIR RACING	ESP	01:52,511	14	16	00:07,328	00:00,251	128,15	DU	PRO
30	29	TRUCHOT, Randy	MT Racing Team	BEON	FRA	01:54,922	12	14	00:09,739	00:02,411	125,46	DU	PRE
31	20	MOHEDANO, Lucas	Tcm Team	MIR RACING	ESP	01:55,782	14	16	00:10,599	00:00,860	124,53	DU	PRO
32	72	FERNANDES, G. P.	Team Rxp Mir Racing	MIR RACING	BRA	01:58,587	4	14	00:13,404	00:02,805	121,58	DU	PRO

Circuit Ricardo Tormo

Final Official

Provisional Official

Length: 4005 m. Hour: 13:35

JURY:

C.of the Course:

C.Timekeeper:

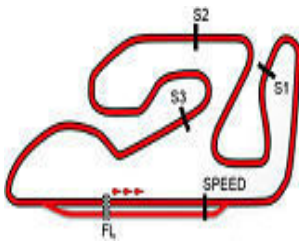
Hour:

Hour:

22/04/2022

Hour: 14:13:47





Circuit Ricardo Tormo

23-24 ABRIL 2022

Circuit Ricardo Tormo

Cto. de ESPAÑA de SUPERBIKE 2022

ANALYSIS / SECTORS Ent. Libre 2 PreMoto3-Promo3

Table for rider GIACOMINO, Enzo (FRA) showing lap times and sector data for 16 laps.

Table for rider GONZALEZ, David (ESP) showing lap times and sector data for 18 laps.

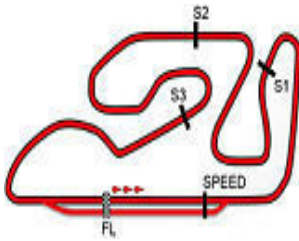
Table for rider KASSIGIAN, Elliot (FRA) showing lap times and sector data for 17 laps.

Table for rider NAVARRO, Marina (ESP) showing lap times and sector data for 16 laps.

Table for rider DE ALMEIDA, Afonso (POR) showing lap times and sector data for 14 laps.

Table for rider GUTIERREZ, Eduardo (ESP) showing lap times and sector data for 13 laps.





Circuit Ricardo Tormo

Cto. de ESPAÑA de SUPERBIKE 2022

ANALYSIS / SECTORS Ent. Libre 2 PreMoto3-Promo3

Summary table with 7 columns: Lap, Time, Sector 1-4, V.Max, Hour. Rows 14-16.

Table for rider 15: RAMOS, Martim M. (POR). Includes lap times, sector times, V.Max, and Hour.

Table for rider 18: OLIVARES, Pablo (ESP). Includes lap times, sector times, V.Max, and Hour.

Table for rider 16: PONS, Joel (ESP). Includes lap times, sector times, V.Max, and Hour.

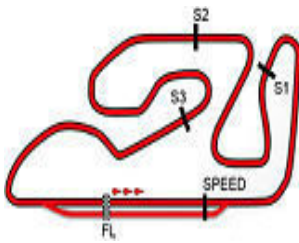
Table for rider 20: MOHEDANO, Lucas (ESP). Includes lap times, sector times, V.Max, and Hour.

Table for rider 17: ALOMAR, Pedro (ESP). Includes lap times, sector times, V.Max, and Hour.

Table for rider 21: FARGIER, Mathis (FRA). Includes lap times, sector times, V.Max, and Hour.

Table for rider 22: FERNANDEZ, Alejandra (ESP). Includes lap times, sector times, V.Max, and Hour.





Circuit Ricardo Tormo

Cto. de ESPAÑA de SUPERBIKE 2022

ANALYSIS / SECTORS Ent. Libre 2 PreMoto3-Promo3

2	01:54,614	00:26,599	00:29,934	00:27,298	00:30,783	177,05	13:39:16	8	01:52,591	00:25,646	00:29,851	00:26,182	00:30,912	178,02	13:50:27
3	01:50,736	00:25,997	00:29,092	00:25,163	00:30,484	179,01	13:41:07	9	01:49,803	00:25,660	00:28,768	00:24,948	00:30,427	174,19	13:52:16
4	01:50,981	00:26,013	00:29,286	00:25,173	00:30,509	178,02	13:42:58	10	PIT	00:40,874	00:38,686	00:32,503	00:43,535	175,14	13:54:52
5	01:53,841	00:26,585	00:29,139	00:27,205	00:30,912	175,14	13:44:52	11	05:12,489	03:44,183	00:31,195	00:25,945	00:31,166		14:00:04
6	01:50,687	00:26,028	00:29,074	00:25,092	00:30,493	174,66	13:46:42	12	01:51,522	00:26,076	00:29,424	00:25,265	00:30,757	173,73	14:01:56
7	01:50,870	00:25,826	00:29,115	00:25,326	00:30,603	178,51	13:48:33	13	01:50,519	00:25,840	00:28,895	00:25,113	00:30,671	171,88	14:03:46
8	01:53,816	00:27,848	00:28,969	00:25,875	00:31,124	174,19	13:50:27	14	01:50,524	00:25,884	00:29,027	00:25,144	00:30,469	173,26	14:05:37
9	01:49,749	00:25,901	00:28,722	00:24,842	00:30,284	176,57	13:52:17	15	PIT	00:25,774	00:28,806	00:24,993	00:39,908	174,66	14:07:36
10	PIT	00:27,005	00:30,001	00:25,800	00:39,281	176,09	13:54:19								
11	05:43,048	04:16,644	00:29,755	00:25,627	00:31,022		14:00:02								
12	01:50,569	00:26,054	00:28,976	00:25,037	00:30,502	172,34	14:01:52								
13	01:50,997	00:26,210	00:28,991	00:25,055	00:30,741	173,26	14:03:43								
14	01:50,398	00:25,919	00:28,821	00:25,064	00:30,594	173,73	14:05:34								
15	PIT	00:26,128	00:28,852	00:25,108	00:39,479	174,19	14:07:33								

23	RODRIGUEZ, Miguel	Cuna De Campeones					
	ESP	P.Vmax: 22 T. Ideal: 01:50,636					
Lap	Time	Sector 1	Sector 2	Sector 3	Sector 4	V.Max	Hour
1	START	00:52,040	00:31,690	00:27,190	00:30,979		13:37:21
2	01:52,910	00:26,614	00:29,713	00:25,586	00:30,997	177,05	13:39:14
3	01:51,790	00:26,253	00:29,252	00:25,436	00:30,849	177,05	13:41:06
4	01:51,880	00:26,512	00:29,424	00:25,160	00:30,784	177,05	13:42:58
5	01:52,359	00:26,389	00:29,215	00:25,519	00:31,236	172,80	13:44:50
6	01:51,704	00:26,358	00:29,279	00:25,354	00:30,713	174,19	13:46:42
7	01:51,703	00:26,048	00:29,035	00:25,920	00:30,700	177,53	13:48:33
8	01:51,079	00:25,994	00:29,020	00:25,319	00:30,746	179,01	13:50:25
9	01:50,991	00:25,969	00:28,807	00:25,342	00:30,873	174,19	13:52:16
10	PIT	00:26,941	00:32,061	00:26,255	00:39,463	174,19	13:54:20
11	12:48,319	11:22,746	00:29,383	00:25,468	00:30,722		14:07:09
12	PIT	00:30,200	00:32,252	00:28,706	00:40,108	164,89	14:09:20

24	BONGIOVANNI, M. N.	Team Rxp Mir Racing					
	ARG	P.Vmax: 28 T. Ideal: 01:52,070					
Lap	Time	Sector 1	Sector 2	Sector 3	Sector 4	V.Max	Hour
1	START	02:16,053	00:31,628	00:26,675	00:32,566		13:38:46
2	01:55,580	00:26,900	00:29,832	00:26,502	00:32,346	172,80	13:40:42
3	01:55,452	00:26,887	00:30,866	00:26,088	00:31,611	173,73	13:42:37
4	01:54,863	00:26,826	00:29,872	00:26,571	00:31,594	175,61	13:44:32
5	01:53,080	00:26,521	00:29,230	00:26,082	00:31,247	176,57	13:46:25
6	01:53,350	00:26,602	00:29,570	00:25,813	00:31,365	174,19	13:48:18
7	01:52,260	00:26,272	00:29,280	00:25,573	00:31,135	174,66	13:50:11
8	01:52,766	00:26,843	00:29,244	00:25,600	00:31,079	172,80	13:52:04
9	01:52,700	00:26,638	00:29,160	00:25,571	00:31,331	174,66	13:53:56
10	PIT	00:26,910	00:30,296	00:26,484	00:38,728	170,98	13:55:59
11	06:34,235	05:03,926	00:31,603	00:26,452	00:32,254		14:02:33
12	01:53,677	00:27,088	00:29,531	00:25,920	00:31,138	169,63	14:04:27
13	01:52,673	00:26,449	00:29,148	00:25,764	00:31,312	174,19	14:06:19
14	PIT	00:27,906	00:32,259	00:27,870	00:46,104	173,73	14:08:33

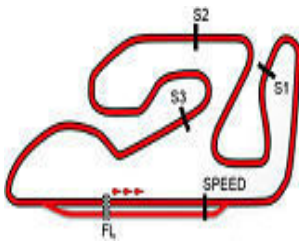
25	TORRES, Jesus	Torres11 Cuna De C.					
	ESP	P.Vmax: 24 T. Ideal: 01:49,785					
Lap	Time	Sector 1	Sector 2	Sector 3	Sector 4	V.Max	Hour
1	START	00:51,960	00:31,770	00:28,650	00:31,736		13:37:23
2	01:52,102	00:26,002	00:29,552	00:25,411	00:31,137	174,19	13:39:15
3	01:50,703	00:25,843	00:29,129	00:25,175	00:30,556	175,61	13:41:06
4	01:55,825	00:26,012	00:29,191	00:28,465	00:32,157	178,02	13:43:02
5	01:51,277	00:26,061	00:29,261	00:25,239	00:30,716	176,09	13:44:53
6	01:50,478	00:25,734	00:29,017	00:25,208	00:30,519	177,53	13:46:44
7	01:50,229	00:25,642	00:29,017	00:25,099	00:30,471	178,51	13:48:34

26	SANJUAN, Remy	Mécaprojets Team Ado					
	FRA	P.Vmax: 4 T. Ideal: 01:48,526					
Lap	Time	Sector 1	Sector 2	Sector 3	Sector 4	V.Max	Hour
1	START	00:41,635	00:30,705	00:25,800	00:30,029		13:37:07
2	01:50,846	00:25,963	00:29,507	00:25,474	00:29,902	192,28	13:38:58
3	01:50,019	00:25,255	00:29,012	00:25,688	00:30,064	193,43	13:40:48
4	01:50,171	00:25,506	00:28,899	00:25,717	00:30,049	188,92	13:42:38
5	01:52,822	00:25,708	00:29,848	00:27,062	00:30,204	189,47	13:44:31
6	01:49,825	00:25,559	00:28,913	00:25,736	00:29,617	191,72	13:46:21
7	01:49,863	00:25,349	00:29,048	00:25,414	00:30,052	191,72	13:48:11
8	01:49,721	00:25,443	00:28,892	00:25,416	00:29,970	189,47	13:50:01
9	01:49,916	00:25,515	00:29,006	00:25,318	00:30,077	188,37	13:51:51
10	01:50,190	00:25,632	00:28,953	00:25,312	00:30,293	187,28	13:53:41
11	01:49,776	00:25,457	00:28,799	00:25,263	00:30,257	191,15	13:55:31
12	PIT	00:25,543	00:29,691	00:26,538	00:36,699	188,37	13:57:29
13	03:55,635	02:20,873	00:30,930	00:32,578	00:31,254		14:01:25
14	01:50,231	00:25,932	00:29,210	00:25,141	00:29,948	186,74	14:03:15
15	01:48,617	00:25,324	00:28,670	00:24,984	00:29,639	190,03	14:05:04
16	01:49,517	00:25,460	00:28,866	00:25,427	00:29,764	191,15	14:06:53
17	PIT	00:25,538	00:30,504	00:26,644	00:35,575	191,15	14:08:51

28	PERRONE, Valentin	Cuna De Campeones					
	ARG	P.Vmax: 32 T. Ideal: 01:50,137					
Lap	Time	Sector 1	Sector 2	Sector 3	Sector 4	V.Max	Hour
1	START	00:36,770	00:32,360	00:26,850	00:31,165		13:37:06
2	01:53,568	00:26,861	00:29,656	00:25,951	00:31,100	173,26	13:39:00
3	01:53,112	00:26,592	00:29,628	00:25,784	00:31,108	174,66	13:40:53
4	01:52,956	00:26,540	00:29,516	00:25,679	00:31,221	174,19	13:42:46
5	01:52,058	00:26,308	00:29,132	00:25,590	00:31,028	174,19	13:44:38
6	01:51,450	00:26,289	00:28,984	00:25,564	00:30,613	174,19	13:46:30
7	01:51,149	00:26,173	00:28,946	00:25,295	00:30,735	175,61	13:48:21
8	01:51,064	00:26,111	00:28,973	00:25,355	00:30,625	174,19	13:50:12
9	01:51,336	00:26,112	00:29,008	00:25,349	00:30,867	174,19	13:52:03
10	01:51,536	00:26,323	00:28,975	00:25,539	00:30,699	173,26	13:53:55
11	01:51,444	00:26,241	00:28,935	00:25,533	00:30,735	170,53	13:55:46
12	01:51,517	00:26,270	00:28,883	00:25,430	00:30,934	170,98	13:57:38
13	01:51,106	00:26,223	00:28,908	00:25,358	00:30,617	171,43	13:59:29
14	01:51,287	00:26,262	00:28,964	00:25,359	00:30,702	170,98	14:01:20
15	01:50,821	00:26,184	00:28,858	00:25,251	00:30,528	170,98	14:03:11
16	01:50,515	00:26,203	00:28,851	00:25,335	00:30,126	171,88	14:05:01
17	01:50,935	00:26,406	00:28,800	00:25,100	00:30,629	175,14	14:06:52
18	PIT	00:27,070	00:34,338	00:29,105	00:44,013	172,80	14:09:07

29	TRUCHOT, Randy	MT Racing Team					
	FRA	P.Vmax: 18 T. Ideal: 01:54,497					
Lap	Time	Sector 1	Sector 2	Sector 3	Sector 4	V.Max	Hour
1	START	00:40,829	00:32,011	00:27,790	00:32,057		13:37:12
2	01:57,147	00:27,355	00:30,938	00:27,014	00:31,840	184,62	13:39:09
3	01:56,135	00:26,584	00:30,658	00:26,970	00:31,923	186,74	13:41:05
4	01:56,259	00:27,032	00:30,762	00:26,829	00:31,636	183,57	13:43:01





Circuit Ricardo Tormo

23-24 ABRIL 2022

Circuit Ricardo Tormo

Cto. de ESPAÑA de SUPERBIKE 2022

ANALYSIS / SECTORS Ent. Libre 2 PreMoto3-Promo3

5	01:56,280	00:26,736	00:30,453	00:26,710	00:32,381	184,09	13:44:58	11	01:51,324	00:28,415	00:28,843	00:24,534	00:29,532	190,03	13:55:17
6	01:57,108	00:27,137	00:30,833	00:27,035	00:32,103	185,14	13:46:55	12	01:47,171	00:24,872	00:28,240	00:24,584	00:29,475	187,83	13:57:05
7	01:56,383	00:26,863	00:30,512	00:26,972	00:32,036	183,57	13:48:51	13	01:52,762	00:25,542	00:28,844	00:28,560	00:29,816	188,37	13:58:57
8	01:56,056	00:26,966	00:30,367	00:26,799	00:31,924	184,62	13:50:47	14	01:46,869	00:24,750	00:28,295	00:24,439	00:29,385	194,59	14:00:44
9	01:55,132	00:26,719	00:30,081	00:26,572	00:31,760	183,57	13:52:42	15	PIT	00:26,537	00:29,316	00:25,352	00:36,958	191,15	14:02:42
10	01:55,410	00:26,796	00:30,357	00:26,520	00:31,737	183,57	13:54:38	16	03:11,887	01:46,500	00:30,056	00:25,361	00:29,970		14:05:54
11	01:55,001	00:26,633	00:30,048	00:26,547	00:31,773	181,01	13:56:33	17	PIT	00:25,158	00:28,350	00:25,389	00:40,332	187,28	14:07:53
12	01:54,922	00:26,602	00:30,387	00:26,453	00:31,480	184,62	13:58:28								
13	01:55,077	00:26,982	00:30,164	00:26,519	00:31,412	184,62	14:00:23								
14	PIT	00:26,745	00:30,792	00:26,609	00:41,592	182,54	14:02:29								

32	LUDEÑA, Marcos ESP	Shm44 Team					P.Vmax: 11	T. Ideal: 01:46,838
		Sector 1	Sector 2	Sector 3	Sector 4	V.Max		
Lap	Time	Sector 1	Sector 2	Sector 3	Sector 4	V.Max	Hour	
1	START	01:08,730	00:32,000	00:27,849	00:32,957		13:37:41	
2	01:51,122	00:25,832	00:30,193	00:25,253	00:29,844	187,83	13:39:32	
3	01:48,661	00:25,319	00:28,811	00:24,811	00:29,720	188,37	13:41:21	
4	01:47,823	00:25,190	00:28,473	00:24,658	00:29,502	186,74	13:43:08	
5	01:47,791	00:25,061	00:28,350	00:24,782	00:29,598	189,47	13:44:56	
6	01:47,312	00:25,062	00:28,422	00:24,611	00:29,217	188,37	13:46:43	
7	02:00,788	00:24,890	00:28,369	00:32,649	00:34,880	190,59	13:48:44	
8	01:47,023	00:24,959	00:28,238	00:24,493	00:29,333	190,03	13:50:31	
9	PIT	00:25,129	00:28,602	00:24,948	00:35,659	187,28	13:52:26	
10	12:36,381	11:13,581	00:28,996	00:24,579	00:29,225		14:05:02	
11	01:48,144	00:25,058	00:29,041	00:24,559	00:29,486	190,03	14:06:50	
12	PIT	00:24,896	00:28,739	00:25,754	00:40,810	187,28	14:08:50	

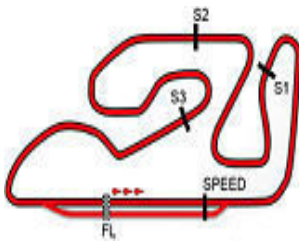
33	HOARAU, Enzo FRA	Bs Racing					P.Vmax: 5	T. Ideal: 01:47,356
		Sector 1	Sector 2	Sector 3	Sector 4	V.Max		
Lap	Time	Sector 1	Sector 2	Sector 3	Sector 4	V.Max	Hour	
1	START	00:47,490	00:30,480	00:26,210	00:29,832		13:37:13	
2	01:50,529	00:25,548	00:29,984	00:25,109	00:29,888	190,03	13:39:04	
3	01:48,029	00:25,093	00:28,684	00:24,651	00:29,601	188,92	13:40:52	
4	01:47,419	00:25,033	00:28,167	00:24,638	00:29,581	190,03	13:42:39	
5	01:49,495	00:25,045	00:29,719	00:24,911	00:29,820	190,59	13:44:29	
6	01:48,277	00:25,107	00:28,333	00:25,020	00:29,817	186,21	13:46:17	
7	01:49,631	00:25,189	00:28,605	00:25,124	00:30,713	187,83	13:48:07	
8	PIT	00:30,702	00:30,016	00:25,848	00:38,877	192,86	13:50:12	
9	06:55,518	05:31,779	00:28,807	00:25,230	00:29,702		13:57:08	
10	01:49,497	00:25,255	00:28,623	00:25,423	00:30,196	188,92	13:58:57	
11	01:47,631	00:25,194	00:28,199	00:24,684	00:29,554	187,28	14:00:45	
12	01:49,605	00:24,997	00:29,096	00:25,579	00:29,933	189,47	14:02:34	
13	01:48,247	00:25,157	00:28,514	00:24,958	00:29,618	187,83	14:04:23	
14	01:48,128	00:25,286	00:28,482	00:24,800	00:29,560	186,74	14:06:11	
15	PIT	00:25,054	00:28,492	00:31,401	00:43,226	188,92	14:08:19	

34	GRAS, Eitan Gabriel URU	Qrg Motor Racing					P.Vmax: 1	T. Ideal: 01:46,435
		Sector 1	Sector 2	Sector 3	Sector 4	V.Max		
Lap	Time	Sector 1	Sector 2	Sector 3	Sector 4	V.Max	Hour	
1	START	00:43,250	00:29,990	00:25,700	00:29,381		13:37:08	
2	01:48,819	00:25,331	00:28,834	00:24,906	00:29,748	195,18	13:38:56	
3	01:48,181	00:24,932	00:28,486	00:24,870	00:29,893	188,92	13:40:45	
4	01:55,587	00:24,832	00:29,225	00:31,779	00:29,751	188,92	13:42:40	
5	01:49,698	00:25,508	00:28,604	00:25,732	00:29,854	192,28	13:44:30	
6	01:47,846	00:25,048	00:28,457	00:24,644	00:29,697	188,92	13:46:18	
7	01:48,183	00:25,082	00:28,392	00:24,845	00:29,864	190,59	13:48:06	
8	01:46,792	00:24,938	00:28,095	00:24,462	00:29,297	196,96	13:49:53	
9	01:46,585	00:24,860	00:28,110	00:24,293	00:29,322	191,72	13:51:39	
10	01:46,815	00:24,831	00:28,115	00:24,416	00:29,453	191,72	13:53:26	

42	SALLES, Mario BRA	T. Rxp Mir Racing					P.Vmax: 24	T. Ideal: 01:51,621
		Sector 1	Sector 2	Sector 3	Sector 4	V.Max		
Lap	Time	Sector 1	Sector 2	Sector 3	Sector 4	V.Max	Hour	
1	START	02:16,417	00:31,490	00:26,777	00:32,454		13:38:46	
2	01:55,351	00:26,970	00:30,065	00:26,067	00:32,249	175,14	13:40:42	
3	01:55,303	00:26,719	00:30,945	00:26,032	00:31,607	175,14	13:42:37	
4	01:54,204	00:26,897	00:29,890	00:26,049	00:31,368	173,26	13:44:31	
5	01:52,298	00:26,344	00:29,396	00:25,469	00:31,089	177,53	13:46:24	
6	01:52,941	00:26,339	00:29,468	00:25,718	00:31,416	176,57	13:48:16	
7	01:53,038	00:26,662	00:29,632	00:25,581	00:31,163	173,73	13:50:10	
8	PIT	00:26,679	00:29,586	00:25,715	00:42,842	172,34	13:52:14	
9	04:41,605	03:13,631	00:30,442	00:25,882	00:31,650		13:56:56	
10	01:53,491	00:26,634	00:29,408	00:26,011	00:31,438	170,98	13:58:49	
11	01:52,565	00:26,379	00:29,446	00:25,504	00:31,236	176,09	14:00:42	
12	01:53,863	00:26,815	00:29,898	00:25,941	00:31,209	170,53	14:02:36	
13	01:51,693	00:26,254	00:29,331	00:25,343	00:30,765	178,51	14:04:28	
14	01:52,202	00:26,205	00:29,308	00:25,620	00:31,069	177,53	14:06:20	
15	PIT	00:27,310	00:32,208	00:28,616	00:46,180	177,53	14:08:34	

44	PEREZ, Mark ESP	Cuna De Campeones					P.Vmax: 11	T. Ideal: 01:48,270
		Sector 1	Sector 2	Sector 3	Sector 4	V.Max		
Lap	Time	Sector 1	Sector 2	Sector 3	Sector 4	V.Max	Hour	
1	START	00:50,100	00:29,310	00:26,050	00:30,591		13:37:15	
2	PIT	00:25,956	00:29,517	00:26,645	00:37,257	185,67	13:39:15	
3	08:51,048	07:24,542	00:30,081	00:25,752	00:30,673		13:48:06	
4	01:49,777	00:25,690	00:28,847	00:25,189	00:30,051	190,03	13:49:55	
5	01:49,827	00:25,587	00:28,863	00:25,302	00:30,075	187,28	13:51:45	
6	01:49,259	00:25,449	00:28,718	00:25,166	00:29,926	185,67	13:53:35	
7	01:49,816	00:25,482	00:28,875	00:25,217	00:30,242	185,67	13:55:24	
8	PIT	00:25,711	00:29,947	00:25,921	00:36,971	183,05	13:57:23	
9	03:20,062	01:54,692	00:29,584	00:25,494	00:30,292		14:00:43	
10	01:51,528	00:26,145	00:29,467	00:25,666	00:30,250	186,74	14:02:35	
11	01:49,649	00:25,723	00:29,076	00:25,205	00:29,645	190,03	14:04:24	
12	01:48,686	00:25,149	00:28,741	00:25,230	00:29,566	188,37	14:06:13	
13	PIT	00:25,458	00:28,389	00:27,452	00:40,014	190,59	14:08:14	

45	LONGARELA, Alex ESP	lgxteam					P.Vmax: 8	T. Ideal: 01:45,469
		Sector 1	Sector 2	Sector 3	Sector 4	V.Max		
Lap	Time	Sector 1	Sector 2	Sector 3	Sector 4	V.Max	Hour	
1	START	01:08,890	00:31,920	00:27,564	00:33,006		13:37:41	
2	01:58,939	00:25,644	00:28,714	00:34,955	00:29,626	188,92	13:39:40	
3	01:49,000	00:24,978	00:29,097	00:25,520	00:29,405	190,59	13:41:29	
4	01:48,478	00:25,145	00:28,602	00:24,558	00:30,173	191,72	13:43:17	
5	01:52,912	00:29,922	00:28,609	00:24,426	00:29,955	187,83	13:45:10	
6	01:46,943	00:24,923	00:28,148	00:24,609	00:29,263	187,83		



Circuit Ricardo Tormo

Cto. de ESPAÑA de SUPERBIKE 2022

ANALYSIS / SECTORS Ent. Libre 2 PreMoto3-Promo3

13	01:46,309	00:24,826	00:27,911	00:24,237	00:29,335	187,83	14:03:36
14	01:46,000	00:24,813	00:28,024	00:24,212	00:28,951	188,37	14:05:22
15	PIT	00:24,669	00:30,528	00:24,609	00:35,738	190,03	14:07:18

2	01:51,023	00:25,833	00:29,362	00:25,881	00:29,947	187,28	13:39:05
3	01:48,897	00:25,423	00:28,837	00:24,877	00:29,760	185,67	13:40:54
4	01:48,569	00:25,359	00:28,711	00:24,925	00:29,574	184,62	13:42:43
5	01:48,552	00:25,198	00:28,634	00:24,589	00:30,131	187,83	13:44:31
6	01:47,664	00:25,182	00:28,391	00:24,691	00:29,400	190,59	13:46:19
7	01:47,687	00:25,057	00:28,367	00:24,577	00:29,686	187,28	13:48:07
8	01:47,200	00:24,949	00:28,406	00:24,475	00:29,370	192,28	13:49:54
9	01:47,018	00:25,061	00:28,102	00:24,431	00:29,424	186,21	13:51:41
10	01:47,353	00:24,941	00:28,269	00:24,701	00:29,442	185,14	13:53:28
11	01:47,508	00:25,160	00:28,177	00:24,650	00:29,521	184,09	13:55:16
12	PIT	00:25,377	00:29,069	00:24,654	00:36,452	182,02	13:57:11
13	05:42,975	04:18,459	00:29,418	00:25,126	00:29,972		14:02:54
14	01:48,020	00:25,257	00:28,515	00:24,657	00:29,591	183,05	14:04:42
15	01:47,991	00:25,216	00:28,577	00:24,682	00:29,516	183,57	14:06:30
16	PIT	00:25,220	00:35,333	00:32,520	00:43,079	185,67	14:08:46

57	ROMERO, Ruben	Ilusión Team					
ESP		P.Vmax: 2		T. Ideal: 01:47,298			
Lap Time	Sector 1	Sector 2	Sector 3	Sector 4	V.Max	Hour	
1	START	01:10,800	00:30,250	00:27,545	00:31,700	13:37:40	
2	01:48,763	00:25,295	00:28,567	00:25,156	00:29,745	184,09	13:39:28
3	01:48,403	00:25,207	00:28,427	00:25,091	00:29,678	186,21	13:41:17
4	01:48,160	00:25,251	00:28,286	00:24,961	00:29,662	186,21	13:43:05
5	01:48,118	00:25,008	00:28,392	00:25,228	00:29,490	186,21	13:44:53
6	01:47,833	00:24,977	00:28,299	00:24,980	00:29,577	186,74	13:46:41
7	PIT	00:26,343	00:29,117	00:25,412	00:35,086	186,21	13:48:37
8	02:54,069	01:27,611	00:30,319	00:25,523	00:30,616		13:51:31
9	PIT	00:25,204	00:28,499	00:25,423	00:35,238	185,14	13:53:25
10	03:38,553	02:07,143	00:30,318	00:27,670	00:33,422		13:57:04
11	01:55,259	00:26,600	00:29,772	00:28,989	00:29,898	171,43	13:58:59
12	01:48,264	00:24,995	00:28,217	00:25,335	00:29,717	187,28	14:00:47
13	01:48,830	00:25,134	00:28,415	00:25,129	00:30,152	190,59	14:02:36
14	01:48,389	00:25,215	00:28,191	00:25,596	00:29,387	191,15	14:04:24
15	01:47,720	00:24,931	00:28,554	00:24,810	00:29,425	195,18	14:06:12
16	PIT	00:24,910	00:28,195	00:28,619	00:40,293	188,92	14:08:14

72	FERNANDES, G. P.	Team Rpx Mir Racing					
BRA		P.Vmax: 28		T. Ideal: 01:58,237			
Lap Time	Sector 1	Sector 2	Sector 3	Sector 4	V.Max	Hour	
1	START	02:03,568	00:32,688	00:28,771	00:33,997	13:38:38	
2	02:02,260	00:28,009	00:32,266	00:28,334	00:33,651	170,98	13:40:41
3	01:58,952	00:27,828	00:31,423	00:27,111	00:32,590	170,98	13:42:39
4	01:58,587	00:27,217	00:31,319	00:27,230	00:32,821	176,57	13:44:38
5	01:58,941	00:27,333	00:31,338	00:27,400	00:32,870	169,63	13:46:37
6	PIT	00:27,817	00:31,722	00:28,290	00:46,368	171,88	13:48:51
7	03:11,834	01:36,503	00:34,499	00:27,754	00:33,078		13:52:03
8	02:05,217	00:27,560	00:31,422	00:32,001	00:34,234	169,19	13:54:08
9	02:02,362	00:27,978	00:32,768	00:27,780	00:33,836	168,75	13:56:11
10	02:15,392	00:28,066	00:36,187	00:32,145	00:38,994	169,19	13:58:26
11	02:02,043	00:29,276	00:31,787	00:27,977	00:33,003	166,58	14:00:28
12	PIT	00:29,181	00:34,235	00:29,355	00:42,476	168,75	14:02:43
13	03:53,637	02:17,305	00:33,835	00:29,333	00:33,164		14:06:37
14	PIT	00:28,158	00:33,253	00:29,668	00:45,021	170,53	14:08:53

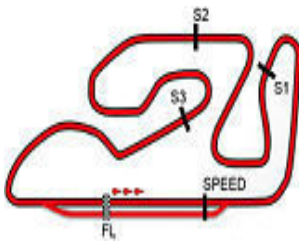
65	CURIA, Izan	T. Curia/Semilla Azt					
ESP		P.Vmax: 14		T. Ideal: 01:49,790			
Lap Time	Sector 1	Sector 2	Sector 3	Sector 4	V.Max	Hour	
1	START	00:43,090	00:32,240	00:26,680	00:30,866	13:37:12	
2	01:53,561	00:26,514	00:30,116	00:26,411	00:30,520	189,47	13:39:06
3	01:51,723	00:26,261	00:29,362	00:25,763	00:30,337	182,54	13:40:57
4	01:50,012	00:25,513	00:29,090	00:25,362	00:30,047	187,83	13:42:47
5	01:50,427	00:25,546	00:29,080	00:25,540	00:30,261	187,83	13:44:38
6	01:49,964	00:25,496	00:28,925	00:25,527	00:30,016	186,74	13:46:28
7	01:50,496	00:26,013	00:29,100	00:25,353	00:30,030	187,28	13:48:18
8	PIT	00:25,773	00:29,119	00:25,762	00:39,257	187,28	13:50:18
9	03:22,453	01:55,764	00:30,158	00:26,076	00:30,455		13:53:41
10	01:51,098	00:26,321	00:29,168	00:25,420	00:30,189	184,62	13:55:32
11	PIT	00:25,823	00:29,609	00:25,659	00:38,248	184,62	13:57:31
12	03:19,825	01:54,563	00:29,524	00:25,511	00:30,227		14:00:51
13	PIT	00:26,354	00:29,857	00:25,692	00:37,558	183,57	14:02:50
14	03:19,219	01:51,666	00:30,666	00:26,398	00:30,489		14:06:10
15	PIT	00:26,071	00:29,577	00:32,350	00:47,688	185,14	14:08:25

77	MARTINEZ, K. D.	Cuna De Campeones					
VEN		P.Vmax: 14		T. Ideal: 01:45,975			
Lap Time	Sector 1	Sector 2	Sector 3	Sector 4	V.Max	Hour	
1	START	00:50,180	00:31,870	00:25,670	00:29,556	13:37:17	
2	01:49,460	00:25,265	00:28,924	00:25,324	00:29,947	187,83	13:39:06
3	01:48,714	00:25,526	00:28,369	00:25,110	00:29,709	188,92	13:40:55
4	01:47,463	00:24,984	00:28,665	00:24,377	00:29,437	188,92	13:42:42
5	01:48,431	00:24,997	00:28,170	00:25,333	00:29,931	184,09	13:44:31
6	01:47,236	00:24,839	00:28,379	00:24,436	00:29,582	184,62	13:46:18
7	01:47,635	00:24,794	00:28,236	00:24,903	00:29,702	189,47	13:48:05
8	01:46,698	00:24,979	00:28,007	00:24,234	00:29,478	183,05	13:49:52
9	01:46,468	00:25,000	00:27,869	00:24,173	00:29,426	181,01	13:51:39
10	01:46,235	00:24,753	00:27,865	00:24,161	00:29,456	184,62	13:53:25
11	PIT	00:25,125	00:28,198	00:24,669	00:34,081	182,02	13:55:17
12	06:08,625	04:44,680	00:29,111	00:25,109	00:29,725		14:01:26
13	01:47,872	00:25,091	00:28,911	00:24,419	00:29,451	183,05	14:03:13
14	01:46,844	00:25,061	00:27,996	00:24,532	00:29,255	181,01	14:05:00
15	01:46,469	00:24,944	00:28,020	00:24,309	00:29,196	182,54	14:06:47
16	PIT	00:25,215	00:31,669	00:26,330	00:39,291	182,02	14:08:49

69	BUJOSA, Fernando	M. Oliveira R. Team					
ESP		P.Vmax: 20		T. Ideal: 01:47,104			
Lap Time	Sector 1	Sector 2	Sector 3	Sector 4	V.Max	Hour	
1	START	01:01,269	00:33,751	00:27,568	00:32,472	13:37:34	
2	01:55,177	00:27,487	00:30,029	00:25,670	00:31,991	165,31	13:39:29
3	01:53,620	00:27,168	00:29,728	00:25,689	00:31,035	155,02	13:41:23
4	01:55,448	00:27,160	00:30,000	00:26,154	00:32,134	155,40	13:43:19
5	01:54,076	00:27,177	00:30,050	00:25,654	00:31,195	161,19	13:45:13
6	PIT	00:26,287	00:29,202	00:25,453	00:36,408	164,89	13:47:10
7	09:07,623	07:44,726	00:28,592	00:24,460	00:29,845		13:56:18
8	01:47,446	00:25,019	00:28,406	00:24,483	00:29,538	182,02	13:58:05
9	01:47,131	00:24,935	00:28,245	00:24,386	00:29,565	182,54	13:59:52

78	MIGNOT, Henri	Jeg Racing Brs					
FRA		P.Vmax: 16		T. Ideal: 01:49,312			
Lap Time	Sector 1	Sector 2	Sector 3	Sector 4	V.Max	Hour	
1	START	01:10,640	00:31,290	00:27,180	00:32,087	13:37:40	
2	01:56,236	00:29,034	00:29,779	00:26,161	00:31,262	186,21	13:39:37





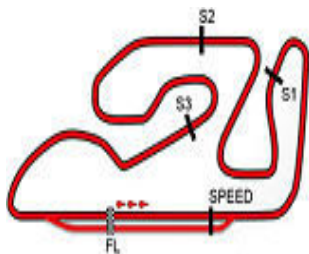
Circuit Ricardo Tormo

Cto. de ESPAÑA de SUPERBIKE 2022

ANALYSIS / SECTORS Ent. Libre 2 PreMoto3-Promo3

3	01:51,053	00:25,702	00:29,038	00:25,528	00:30,785	185,67	13:41:28
4	01:51,128	00:25,857	00:29,365	00:25,434	00:30,472	185,14	13:43:19
5	01:54,220	00:26,041	00:29,052	00:28,457	00:30,670	186,74	13:45:13
6	01:51,308	00:25,654	00:29,163	00:25,682	00:30,809	188,92	13:47:04
7	01:50,401	00:25,592	00:28,914	00:25,396	00:30,499	185,14	13:48:55
8	PIT	00:25,623	00:29,279	00:25,716	00:40,131	185,67	13:50:56
9	03:42,360	02:14,704	00:30,071	00:26,000	00:31,585		13:54:38
10	01:50,440	00:25,816	00:28,835	00:25,148	00:30,641	183,57	13:56:28
11	01:50,410	00:25,689	00:29,096	00:25,161	00:30,464	183,57	13:58:19
12	01:50,270	00:25,670	00:28,847	00:25,250	00:30,503	185,67	14:00:09
13	01:49,657	00:25,520	00:28,662	00:25,104	00:30,371	183,57	14:01:59
14	01:49,707	00:25,455	00:28,934	00:25,050	00:30,268	184,62	14:03:48
15	01:50,011	00:25,646	00:29,035	00:24,927	00:30,403	185,14	14:05:38
16	PIT	00:25,683	00:31,272	00:27,476	00:47,485	184,62	14:07:50





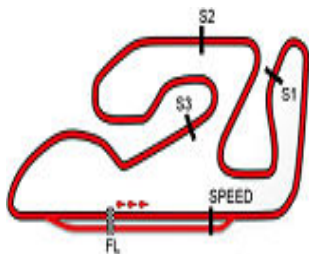
Circuit Ricardo Tormo

Cto. de ESPAÑA de SUPERBIKE 2022

Velocidades máximas Ent. Libre 2 PreMoto3-Promo3

Nombre	Equipo/Club	Vehículo	Mejores 5 velocidades máximas					Media	Max.	
34	GRAS, Eitan Gabriel	Qrg Motor Racing	BEON	197,0	195,2	194,6	192,3	191,7	194,1	197,0
57	ROMERO, Ruben	Ilusión Team		195,2	191,2	190,6	188,9	187,3	190,6	195,2
17	ALOMAR, Pedro	Igaxteam	BEON	194,0	191,2	191,2	190,0	190,0	191,3	194,0
26	SANJUAN, Remy	Mécaprojets Team Ado	BEON	193,4	192,3	191,7	191,7	191,2	192,1	193,4
33	HOARAU, Enzo	Bs Racing	BEON	192,9	190,6	190,0	190,0	189,5	190,6	192,9
71	CANO, Carlos	H43 Team-Nobby	BEON	192,3	190,6	187,8	187,3	187,3	189,1	192,3
10	DE ALMEIDA, Afonso	M. Oliveira R. Team	BEON	192,3	192,3	191,2	190,0	188,9	190,9	192,3
45	LONGARELA, Alex	Igaxteam	BEON	191,7	191,2	190,6	190,0	188,9	190,5	191,7
18	OLIVARES, Pablo	Gmfuel Vrc Team	MIR RACING	191,7	189,5	187,8	187,3	186,7	188,6	191,7
14	GUTIERREZ, Eduardo	Qrg Motor Racing	BEON	191,2	189,5	189,5	187,8	187,8	189,2	191,2
44	PEREZ, Mark	Cuna De Campeones	MIR RACING	190,6	190,0	190,0	188,4	187,3	189,3	190,6
32	LUDEÑA, Marcos	Shm44 Team	MIR RACING	190,6	190,0	190,0	189,5	188,4	189,7	190,6
7	GIACOMINO, Enzo	Jeg Racing Brs	BEON	190,6	188,4	188,4	188,4	187,3	188,6	190,6
77	MARTINEZ, K. D.	Cuna De Campeones	MIR RACING	189,5	188,9	188,9	187,8	184,6	188,0	189,5
65	CURIA, Izan	T. Curia/Semilla Azt	BEON	189,5	187,8	187,8	187,3	187,3	187,9	189,5
78	MIGNOT, Henri	Jeg Racing Brs	BEON	188,9	186,7	186,2	185,7	185,7	186,6	188,9
11	GONZALEZ, David	Cuna De Campeones	MIR RACING	187,8	187,8	186,7	186,2	185,7	186,9	187,8
29	TRUCHOT, Randy	MT Racing Team	BEON	186,7	185,1	184,6	184,6	184,6	185,1	186,7
15	RAMOS, Martim M.	Mm15Ridersacademy/A.	BEON	186,2	186,2	185,7	185,7	185,7	185,9	186,2
69	BUJOSA, Fernando	M. Oliveira R. Team	BEON	182,5	182,0	165,3	164,9	161,2	171,2	182,5
21	FARGIER, Mathis	Mtracing		182,5	182,5	181,5	179,5	179,5	181,1	182,5
23	RODRIGUEZ, Miguel	Cuna De Campeones	MIR RACING	179,0	177,5	177,0	177,0	177,0	177,5	179,0
22	FERNANDEZ, Alejandra	Cuna De Campeones	MIR RACING	179,0	178,5	178,0	177,0	176,6	177,8	179,0
42	SALLES, Mario	T. Rxp Mir Racing	MIR RACING	178,5	177,5	177,5	177,5	176,6	177,5	178,5
25	TORRES, Jesus	Torres11 Cuna De C.	MIR RACING	178,5	178,0	178,0	177,5	176,1	177,6	178,5
13	NAVARRO, Marina	Tom Team	MIR RACING	178,0	176,1	175,1	174,7	174,7	175,7	178,0
16	PONS, Joel	Cuna De Campeones	MIR RACING	177,5	176,6	176,1	176,1	176,1	176,5	177,5
72	FERNANDES, G. P.	Team Rxp Mir Racing	MIR RACING	176,6	171,9	171,0	171,0	170,5	172,2	176,6
24	BONGIOVANNI, M. N.	Team Rxp Mir Racing	MIR RACING	176,6	175,6	174,7	174,7	174,2	175,1	176,6
20	MOHEDANO, Lucas	Tom Team	MIR RACING	176,6	176,1	175,6	175,1	174,7	175,6	176,6
9	KASSIGIAN, Elliot	Cuna Campeones	MIR RACING	176,6	176,6	176,6	175,1	174,7	175,9	176,6
28	PERRONE, Valentin	Cuna De Campeones	MIR RACING	175,6	175,1	174,7	174,2	174,2	174,8	175,6





Circuit Ricardo Tormo

Cto. de ESPAÑA de SUPERBIKE 2022

Mejores vueltas Ent. Libre 2 PreMoto3-Promo3

Nombre	Equipo/Club	Vehículo	Mejores vueltas						Media
11 GONZALEZ, David	Cuna De Campeones	MIR RACING	01:45,183	01:45,201	01:45,201	01:45,254	01:45,381	01:45,244	
45 LONGARELA, Alex	Igaxteam	BEON	01:45,947	01:45,998	01:46,000	01:46,309	01:46,620	01:46,174	
77 MARTINEZ, K. D.	Cuna De Campeones	MIR RACING	01:46,235	01:46,468	01:46,469	01:46,698	01:46,844	01:46,542	
34 GRAS, Eitan Gabriel	Qrg Motor Racing	BEON	01:46,585	01:46,792	01:46,815	01:46,869	01:47,171	01:46,846	
18 OLIVARES, Pablo	Gmfuel Vrc Team	MIR RACING	01:46,785	01:46,861	01:46,861	01:47,215	01:47,355	01:47,028	
71 CANO, Carlos	H43 Team-Nobby	BEON	01:47,018	01:47,200	01:47,353	01:47,508	01:47,664	01:47,348	
32 LUDEÑA, Marcos	Shm44 Team	MIR RACING	01:47,023	01:47,312	01:47,791	01:47,823	01:48,144	01:47,618	
69 BUJOSA, Fernando	M. Oliveira R. Team	BEON	01:47,131	01:47,446	01:53,620	01:54,076	01:55,177	01:51,490	
10 DE ALMEIDA, Afonso	M. Oliveira R. Team	BEON	01:47,227	01:47,595	01:47,882	01:47,952	01:48,194	01:47,770	
17 ALOMAR, Pedro	Igaxteam	BEON	01:47,251	01:47,585	01:47,674	01:47,768	01:47,837	01:47,623	
33 HOARAU, Enzo	Bs Racing	BEON	01:47,419	01:47,631	01:48,029	01:48,128	01:48,247	01:47,890	
57 ROMERO, Ruben	Ilusión Team		01:47,720	01:47,833	01:48,118	01:48,160	01:48,264	01:48,019	
14 GUTIERREZ, Eduardo	Qrg Motor Racing	BEON	01:48,072	01:48,362	01:48,583	01:48,706	01:48,926	01:48,529	
26 SANJUAN, Remy	Mécaprojets Team Ado	BEON	01:48,617	01:49,517	01:49,721	01:49,776	01:49,825	01:49,491	
44 PEREZ, Mark	Cuna De Campeones	MIR RACING	01:48,686	01:49,259	01:49,649	01:49,777	01:49,816	01:49,437	
78 MIGNOT, Henri	Jeg Racing Brs	BEON	01:49,657	01:49,707	01:50,011	01:50,270	01:50,401	01:50,009	
22 FERNANDEZ, Alejandra	Cuna De Campeones	MIR RACING	01:49,749	01:50,398	01:50,569	01:50,687	01:50,736	01:50,427	
15 RAMOS, Martim M.	Mm15Ridersacademy/A.	BEON	01:49,781	01:50,185	01:50,287	01:50,777	01:51,007	01:50,407	
25 TORRES, Jesus	Torres11 Cuna De C.	MIR RACING	01:49,803	01:50,229	01:50,478	01:50,519	01:50,524	01:50,310	
65 CURIA, Izan	T. Curia/Semilla Azt	BEON	01:49,964	01:50,012	01:50,427	01:50,496	01:51,098	01:50,399	
28 PERRONE, Valentin	Cuna De Campeones	MIR RACING	01:50,515	01:50,821	01:50,935	01:51,064	01:51,106	01:50,888	
21 FARGIER, Mathis	Mtracing		01:50,815	01:51,326	01:51,400	01:51,708	01:51,823	01:51,414	
23 RODRIGUEZ, Miguel	Cuna De Campeones	MIR RACING	01:50,991	01:51,079	01:51,703	01:51,704	01:51,790	01:51,453	
7 GIACOMINO, Enzo	Jeg Racing Brs	BEON	01:51,131	01:51,180	01:51,479	01:51,688	01:52,039	01:51,503	
16 PONS, Joel	Cuna De Campeones	MIR RACING	01:51,318	01:51,511	01:51,570	01:51,951	01:52,259	01:51,721	
9 KASSIGIAN, Elliot	Cuna Campeones	MIR RACING	01:51,447	01:51,610	01:52,079	01:52,089	01:52,587	01:51,962	
42 SALLES, Mario	T. Rxp Mir Racing	MIR RACING	01:51,693	01:52,202	01:52,298	01:52,565	01:52,941	01:52,339	
24 BONGIOVANNI, M. N.	Team Rxp Mir Racing	MIR RACING	01:52,260	01:52,673	01:52,700	01:52,766	01:53,080	01:52,695	
13 NAVARRO, Marina	Tcm Team	MIR RACING	01:52,511	01:53,229	01:53,305	01:53,430	01:53,449	01:53,184	
29 TRUCHOT, Randy	MT Racing Team	BEON	01:54,922	01:55,001	01:55,077	01:55,132	01:55,410	01:55,108	
20 MOHEDANO, Lucas	Tcm Team	MIR RACING	01:55,782	01:55,865	01:55,962	01:55,974	01:56,037	01:55,924	
72 FERNANDES, G. P.	Team Rxp Mir Racing	MIR RACING	01:58,587	01:58,941	01:58,952	02:02,043	02:02,260	02:00,156	

