

23 Y 24 ABRIL  
CIRCUIT RICARDO TORMO

## Cto. de ESPAÑA de SUPERBIKE 2022

23-24 ABRIL 2022

Circuit Ricardo Tormo

Length: 4005 metros

### Results

Ent. Libre 1

PreMoto3-Promo3

Pos.	N.	Rider	Team	Motorcycle	Nat.	Best Lap	iL	Laps	Gap	Interval	Speed	Tyr.	Cat.
1	11	GONZALEZ, David	Cuna De Campeones	MIR RACING	ESP	<b>01:45,505</b>	11	14			136,66	DU	PRE
2	32	LUDEÑA, Marcos	Shm44 Team	MIR RACING	ESP	01:45,907	13	15	00:00,402	00:00,402	136,14	DU	PRE
3	45	LONGARELA, Alex	Igaxteam	BEON	ESP	01:46,256	9	14	00:00,751	00:00,349	135,69	DU	PRE
4	69	BUJOSA, Fernando	M. Oliveira R. Team	BEON	ESP	01:46,358	13	14	00:00,853	00:00,102	135,56	DU	PRE
5	77	MARTINEZ, K. D.	Cuna De Campeones	MIR RACING	VEN	01:46,822	13	15	00:01,317	00:00,464	134,97	DU	PRE
6	54	RIOS, Jesus	MREtalent	BEON	ESP	01:47,053	7	8	00:01,548	00:00,231	134,68	DU	PRE
7	33	HOARAU, Enzo	Bs Racing	BEON	FRA	01:47,273	9	16	00:01,768	00:00,220	134,4	DU	PRE
8	34	GRAS, Eitan Gabriel	Qrg Motor Racing	BEON	URU	01:47,354	13	15	00:01,849	00:00,081	134,3	DU	PRE
9	18	OLIVARES, Pablo	Gmfuel Vrc Team	MIR RACING	ESP	01:47,505	12	13	00:02,000	00:00,151	134,11	DU	PRE
10	71	CANO, Carlos	H43 Team-Nobby	BEON	ESP	01:47,568	14	15	00:02,063	00:00,063	134,04	DU	PRE
11	57	ROMERO, Ruben	Ilusión Team	BEON	ESP	01:47,579	12	13	00:02,074	00:00,011	134,02	DU	PRE
12	17	ALOMAR, Pedro	Igaxteam	BEON	ESP	01:47,747	14	15	00:02,242	00:00,168	133,81	DU	PRE
13	10	DE ALMEIDA, Afonso	M. Oliveira R. Team	BEON	POR	01:47,925	12	15	00:02,420	00:00,178	133,59	DU	PRE
14	44	PEREZ, Mark	Cuna De Campeones	MIR RACING	ESP	01:48,917	7	14	00:03,412	00:00,992	132,38	DU	PRE
15	14	GUTIERREZ, Eduardo	Qrg Motor Racing	BEON	ESP	01:48,950	7	13	00:03,445	00:00,033	132,34	DU	PRE
16	78	MIGNOT, Henri	Jeg Racing Brs	BEON	FRA	01:49,872	11	12	00:04,367	00:00,922	131,23	DU	PRE
17	26	SANJUAN, Remy	Mécaprojets Team Ado	BEON	FRA	01:49,913	5	11	00:04,408	00:00,041	131,18	DU	PRE
18	15	RAMOS, Martim M.	Mm15Ridersacademy/A.	BEON	POR	01:50,186	12	13	00:04,681	00:00,273	130,85	DU	PRE
19	7	GIACOMINO, Enzo	Jeg Racing Brs	BEON	FRA	01:50,237	13	14	00:04,732	00:00,051	130,79	DU	PRE
20	25	TORRES, Jesus	Torres11 Cuna De C.	MIR RACING	ESP	01:50,283	13	14	00:04,778	00:00,046	130,74	DU	PRO
21	65	CURIA, Izan	T. Curia/Semilla Azt	BEON	ESP	01:50,303	12	14	00:04,798	00:00,020	130,71	DU	PRE
22	22	FERNANDEZ, Alejandra	Cuna De Campeones	MIR RACING	ESP	01:50,930	8	14	00:05,425	00:00,627	129,97	DU	PRO
23	16	PONS, Joel	Cuna De Campeones	MIR RACING	ESP	01:51,416	13	15	00:05,911	00:00,486	129,41	DU	PRO
24	21	FARGIER, Mathis	Mtracing		FRA	01:51,695	9	9	00:06,190	00:00,279	129,08	DU	PRE
25	42	SALLES, Mario	T. Rxp Mir Racing	MIR RACING	BRA	01:52,799	11	13	00:07,294	00:01,104	127,82	DU	PRO
26	24	BONGIOVANNI, M. N.	Team Rxp Mir Racing	MIR RACING	ARG	01:53,013	11	13	00:07,508	00:00,214	127,58	DU	PRO
27	23	RODRIGUEZ, Miguel	Cuna De Campeones	MIR RACING	ESP	01:53,128	3	4	00:07,623	00:00,115	127,45	DU	PRO
28	9	KASSIGIAN, Elliot	Cuna Campeones	MIR RACING	FRA	01:53,427	7	14	00:07,922	00:00,299	127,11	DU	PRO
29	28	PERRONE, Valentin	Cuna De Campeones	MIR RACING	ARG	01:54,592	10	11	00:09,087	00:01,165	125,82	DU	PRO
30	13	NAVARRO, Marina	Tcm Team	MIR RACING	ESP	01:55,498	8	10	00:09,993	00:00,906	124,83	DU	PRO
31	29	TRUCHOT, Randy	MT Racing Team	BEON	FRA	01:55,674	5	12	00:10,169	00:00,176	124,64	DU	PRE
32	95	KOVACS, Zoltan	Corse Factory R. Tea	CORSE	HUN	01:56,454	2	2	00:10,949	00:00,780	123,81	DU	PRO
33	20	MOHEDANO, Lucas	Tcm Team	MIR RACING	ESP	01:56,605	11	13	00:11,100	00:00,151	123,65	DU	PRO
34	72	FERNANDES, G. P.	Team Rxp Mir Racing	MIR RACING	BRA	02:01,659	2	8	00:16,154	00:05,054	118,51	DU	PRO
35	98	SIEBRATH, Mika	Cuna De Campeones	MIR RACING	GER	START	1	1	1.03:44:54,411.03:44:38,340,14			DU	PRO

Circuit Ricardo Tormo

Final Official

Provisional Official

Length: 4005 m. Hour: 08:59

JURY:

Hour:

C.of the Course:

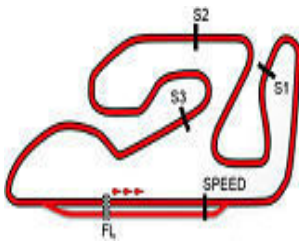
Hour:

22/04/2022

C.Timekeeper:

Hour:





Circuit Ricardo Tormo

23-24 ABRIL 2022

Circuit Ricardo Tormo

Cto. de ESPAÑA de SUPERBIKE 2022

ANALYSIS / SECTORS Ent. Libre 1 PreMoto3-Promo3

Table for rider 7: GIACOMINO, Enzo (FRA). Team: Jeg Racing Brs. P.Vmax: 10. T. Ideal: 01:49,956. Lap times and sector times for 14 laps.

Continuation of rider 7's data, showing lap times and sector times for laps 2 through 14.

Table for rider 9: KASSIGIAN, Elliot (FRA). Team: Cuna Campeones. P.Vmax: 31. T. Ideal: 01:53,241. Lap times and sector times for 14 laps.

Table for rider 13: NAVARRO, Marina (ESP). Team: Tcm Team. P.Vmax: 32. T. Ideal: 01:55,243. Lap times and sector times for 10 laps.

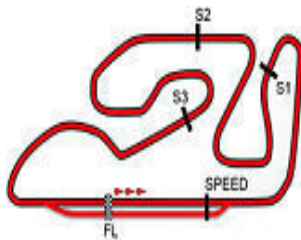
Table for rider 10: DE ALMEIDA, Afonso (POR). Team: M. Oliveira R. Team. P.Vmax: 1. T. Ideal: 01:47,850. Lap times and sector times for 15 laps.

Table for rider 14: GUTIERREZ, Eduardo (ESP). Team: Qrg Motor Racing. P.Vmax: 8. T. Ideal: 01:48,456. Lap times and sector times for 13 laps.

Table for rider 11: GONZALEZ, David (ESP). Team: Cuna De Campeones. P.Vmax: 10. T. Ideal: 01:45,267. Lap times and sector times for 1 lap.

Table for rider 15: RAMOS, Martim M. (POR). Team: Mm15Ridersacademy/A. P.Vmax: 17. T. Ideal: 01:50,045. Lap times and sector times for 11 laps.





Circuit Ricardo Tormo

Cto. de ESPAÑA de SUPERBIKE 2022

ANALYSIS / SECTORS Ent. Libre 1 PreMoto3-Promo3

12	01:50,186	00:25,910	00:28,931	00:25,353	00:29,992	185,14	09:31:47
13	PIT	00:25,769	00:29,645	00:34,411	00:44,170	184,62	09:34:01

16		PONS, Joel ESP Cuna De Campeones P.Vmax: 25 T. Ideal: 01:51,106						
Lap	Time	Sector 1	Sector 2	Sector 3	Sector 4	V.Max	Hour	
1	START	01:22,440	00:32,010	00:27,083	00:32,370		09:02:38	
2	01:54,477	00:26,987	00:29,846	00:26,390	00:31,254	172,80	09:04:32	
3	01:54,659	00:27,103	00:29,620	00:26,184	00:31,752	172,80	09:06:27	
4	PIT	00:27,149	00:30,343	00:27,874	00:43,787	173,73	09:08:36	
5	06:54,339	05:26,109	00:30,599	00:26,176	00:31,455		09:15:31	
6	01:52,830	00:26,342	00:29,241	00:26,030	00:31,217	175,14	09:17:23	
7	01:52,637	00:26,377	00:29,376	00:25,740	00:31,144	<b>175,61</b>	09:19:16	
8	01:52,014	00:26,203	00:29,088	00:25,656	00:31,067	175,14	09:21:08	
9	01:51,790	00:26,294	00:29,227	00:25,445	00:30,824	173,26	09:23:00	
10	01:51,468	00:26,284	<b>00:28,976</b>	00:25,502	<b>00:30,706</b>	173,26	09:24:51	
11	01:51,920	00:26,329	00:29,126	00:25,625	00:30,840	173,73	09:26:43	
12	01:52,097	00:26,254	00:29,133	00:25,596	00:31,114	171,88	09:28:35	
13	<b>01:51,416</b>	00:26,284	00:29,054	<b>00:25,355</b>	00:30,723	172,34	09:30:27	
14	01:51,949	<b>00:26,069</b>	00:29,327	00:25,562	00:30,991	173,26	09:32:19	
15	PIT	00:26,774	00:32,272	00:31,103	00:40,411	173,26	09:34:29	

17		ALOMAR, Pedro ESP lgaxteam P.Vmax: 1 T. Ideal: 01:47,577						
Lap	Time	Sector 1	Sector 2	Sector 3	Sector 4	V.Max	Hour	
1	START	00:49,380	00:29,650	00:26,230	00:30,938		09:02:00	
2	01:52,295	00:26,810	00:29,318	00:25,595	00:30,572	186,21	09:03:53	
3	01:52,473	00:25,327	00:31,438	00:25,306	00:30,402	<b>194,01</b>	09:05:45	
4	PIT	00:25,393	00:28,767	00:27,384	00:39,888	186,74	09:07:46	
5	07:33,156	06:08,616	00:29,873	00:25,063	00:29,604		09:15:20	
6	01:48,764	00:25,145	00:29,231	00:24,761	00:29,627	186,74	09:17:08	
7	01:51,510	00:28,256	00:28,916	00:24,783	<b>00:29,555</b>	190,03	09:19:00	
8	01:49,174	00:25,453	00:28,704	00:24,812	00:30,205	192,28	09:20:49	
9	01:48,255	00:25,328	00:28,652	00:24,600	00:29,675	186,74	09:22:37	
10	01:48,466	00:25,228	00:28,607	00:24,787	00:29,844	183,57	09:24:26	
11	01:48,130	00:25,352	<b>00:28,454</b>	00:24,596	00:29,728	184,09	09:26:14	
12	01:47,799	00:25,201	<b>00:28,454</b>	00:24,573	00:29,571	184,62	09:28:02	
13	01:47,762	00:25,106	00:28,498	<b>00:24,543</b>	00:29,615	186,74	09:29:49	
14	<b>01:47,747</b>	00:25,116	00:28,492	00:24,567	00:29,572	185,14	09:31:37	
15	PIT	<b>00:25,025</b>	00:28,461	00:27,586	00:39,541	185,67	09:33:38	

18		OLIVARES, Pablo ESP Gmfuel Vrc Team P.Vmax: 16 T. Ideal: 01:47,491						
Lap	Time	Sector 1	Sector 2	Sector 3	Sector 4	V.Max	Hour	
1	START	00:49,940	00:29,420	00:26,450	00:30,432		09:02:00	
2	01:51,004	00:25,854	00:29,705	00:25,315	00:30,130	184,62	09:03:51	
3	01:49,084	00:25,499	00:28,424	00:25,056	00:30,105	181,51	09:05:40	
4	PIT	00:25,361	00:29,243	00:28,429	00:37,315	180,50	09:07:41	
5	07:44,049	06:18,357	00:29,613	00:25,972	00:30,107		09:15:25	
6	01:48,419	00:25,376	00:28,417	00:24,887	00:29,739	<b>186,74</b>	09:17:13	
7	PIT	00:25,177	00:28,687	00:25,069	00:33,848	184,09	09:19:06	
8	05:16,536	03:48,664	00:29,065	00:26,192	00:32,615		09:24:22	
9	01:48,921	00:25,302	00:28,412	00:25,208	00:29,999	<b>186,74</b>	09:26:11	
10	01:48,048	00:25,385	00:28,226	00:24,803	00:29,634	184,09	09:27:59	
11	01:47,720	<b>00:25,095</b>	<b>00:28,075</b>	00:24,759	00:29,791	183,05	09:29:47	
12	<b>01:47,505</b>	00:25,102	00:28,082	<b>00:24,704</b>	<b>00:29,617</b>	182,02	09:31:35	
13	PIT	00:25,138	00:28,303	00:26,352	00:37,380	183,05	09:33:32	

20		MOHEDANO, Lucas ESP Tcm Team P.Vmax: 23 T. Ideal: 01:56,258						
Lap	Time	Sector 1	Sector 2	Sector 3	Sector 4	V.Max	Hour	
1	START	01:30,920	00:35,065	00:30,681	00:34,382		09:02:55	
2	02:03,001	00:28,619	00:32,581	00:28,312	00:33,489	171,43	09:04:58	
3	PIT	00:28,087	00:32,009	00:28,397	00:44,019	170,98	09:07:11	
4	08:30,616	06:55,199	00:33,336	00:28,493	00:33,588		09:15:41	
5	02:00,853	00:28,112	00:31,890	00:27,885	00:32,966	171,43	09:17:42	
6	01:59,480	00:27,765	00:31,431	00:27,621	00:32,663	171,43	09:19:42	
7	01:58,581	00:27,576	00:31,266	00:27,368	00:32,371	171,43	09:21:40	
8	01:57,729	00:27,401	00:31,014	00:27,137	00:32,177	170,53	09:23:38	
9	01:57,521	00:27,432	00:30,835	00:27,074	00:32,180	171,88	09:25:35	
10	01:56,707	<b>00:26,992</b>	00:30,674	00:26,921	<b>00:32,120</b>	173,73	09:27:32	
11	<b>01:56,605</b>	00:27,094	00:30,645	<b>00:26,731</b>	00:32,135	171,43	09:29:29	
12	01:57,002	00:27,100	00:30,538	00:26,899	00:32,465	171,43	09:31:26	
13	PIT	00:27,125	<b>00:30,415</b>	00:27,106	00:41,304	<b>177,53</b>	09:33:32	

21		FARGIER, Mathis FRA Mtracing P.Vmax: 21 T. Ideal: 01:50,956						
Lap	Time	Sector 1	Sector 2	Sector 3	Sector 4	V.Max	Hour	
1	START	01:07,280	00:30,860	00:26,527	00:31,423		09:02:20	
2	01:53,526	00:26,888	00:29,595	00:25,948	00:31,095	178,51	09:04:14	
3	01:52,491	00:26,544	<b>00:28,980</b>	00:25,864	00:31,103	177,53	09:06:06	
4	PIT	<b>00:26,075</b>	00:29,807	00:30,462	00:45,046	177,53	09:08:18	
5	06:51,167	05:22,694	00:30,685	00:26,495	00:31,293		09:15:09	
6	01:52,786	00:26,468	00:29,335	00:25,663	00:31,320	176,57	09:17:01	
7	01:54,842	00:26,319	00:29,637	00:26,726	00:32,160	175,61	09:18:56	
8	01:52,796	00:26,807	00:29,405	<b>00:25,386</b>	00:31,198	170,53	09:20:49	
9	<b>01:51,695</b>	00:26,093	00:29,581	00:25,506	<b>00:30,515</b>	<b>185,14</b>	09:22:41	

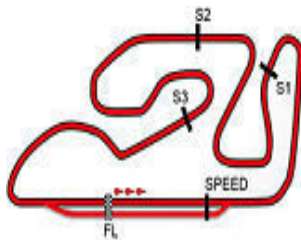
22		FERNANDEZ, Alejandra ESP Cuna De Campeones P.Vmax: 25 T. Ideal: 01:50,835						
Lap	Time	Sector 1	Sector 2	Sector 3	Sector 4	V.Max	Hour	
1	START	00:54,490	00:32,030	00:26,550	00:32,249		09:02:09	
2	01:53,389	00:26,613	00:29,804	00:25,755	00:31,217	<b>175,61</b>	09:04:03	
3	01:53,161	00:26,548	00:29,677	00:25,692	00:31,244	171,88	09:05:56	
4	PIT	00:26,161	00:29,184	00:27,970	00:44,496	173,73	09:08:04	
5	07:01,808	05:33,619	00:30,864	00:25,978	00:31,347		09:15:06	
6	01:52,017	00:26,348	00:29,245	00:25,281	00:31,143	170,98	09:16:58	
7	01:51,296	00:26,232	00:29,123	00:25,233	00:30,708	170,08	09:18:49	
8	<b>01:50,930</b>	00:26,098	<b>00:29,000</b>	00:25,172	<b>00:30,660</b>	170,53	09:20:40	
9	01:51,315	00:26,055	00:29,102	00:25,136	00:31,022	170,53	09:22:31	
10	01:51,099	00:26,181	00:29,087	<b>00:25,133</b>	00:30,698	172,34	09:24:22	
11	PIT	<b>00:26,042</b>	00:29,199	00:25,334	00:36,402	173,73	09:26:19	
12	03:19,997	01:52,186	00:31,328	00:25,465	00:31,018		09:29:39	
13	01:53,755	00:26,731	00:29,683	00:25,975	00:31,366	171,88	09:31:33	
14	PIT	00:26,149	00:29,179	00:26,865	00:39,116	175,14	09:33:34	

23		RODRIGUEZ, Miguel ESP Cuna De Campeones P.Vmax: 27 T. Ideal: 01:52,907						
Lap	Time	Sector 1	Sector 2	Sector 3	Sector 4	V.Max	Hour	
1	PIT	01:23,880	00:37,240	00:37,342	00:47,855		09:03:10	
2	27:01,117	25:31,509	00:31,494	00:26,363	00:31,751		09:30:11	
3	<b>01:53,128</b>	00:26,484	<b>00:29,446</b>	<b>00:25,923</b>	<b>00:31,275</b>	<b>175,14</b>	09:32:05	
4	PIT	<b>00:26,263</b>	00:32,321	00:30,629	00:41,758	172,80	09:34:16	

24		BONGIOVANNI, M. N. ARG Team Rxp Mir Racing P.Vmax: 24 T. Ideal: 01:52,582						
Lap	Time	Sector 1	Sector 2	Sector 3	Sector 4	V.Max	Hour	







Circuit Ricardo Tormo

Cto. de ESPAÑA de SUPERBIKE 2022

ANALYSIS / SECTORS Ent. Libre 1 PreMoto3-Promo3

1	PIT	01:55,190	00:34,471	00:30,337	00:41,995		09:03:26
2	03:22,617	01:50,212	00:31,219	00:27,653	00:33,533		09:06:49
3	PIT	00:35,144	00:35,531	00:32,370	00:45,141	118,68	09:09:17
4	06:55,899	05:26,337	00:30,993	00:26,460	00:32,109		09:16:13
5	01:55,583	00:27,323	00:29,956	00:26,493	00:31,811	170,53	09:18:08
6	01:54,899	00:27,092	00:29,997	00:26,180	00:31,630	171,43	09:20:03
7	01:54,275	00:27,017	00:29,552	00:26,131	00:31,575	172,34	09:21:57
8	01:54,067	00:26,624	00:29,473	00:26,028	00:31,942	<b>176,57</b>	09:23:52
9	01:54,420	00:27,422	00:29,634	00:26,051	00:31,313	170,08	09:25:46
10	01:53,294	00:26,836	<b>00:29,235</b>	<b>00:25,649</b>	00:31,574	171,43	09:27:39
11	<b>01:53,013</b>	00:26,791	00:29,388	00:25,660	<b>00:31,174</b>	170,53	09:29:32
12	01:53,080	<b>00:26,524</b>	00:29,276	00:25,650	00:31,630	174,66	09:31:25
13	PIT	00:26,579	00:29,355	00:25,749	00:37,394	174,19	09:33:24

10	01:54,592	00:27,201	00:29,803	00:26,093	<b>00:31,495</b>	167,88	09:30:55
11	PIT	<b>00:26,869</b>	00:30,272	00:26,247	00:39,009	168,31	09:32:58

<b>29</b>	<b>TRUCHOT, Randy</b>	MT Racing Team					
	FRA	P.Vmax: 22			T. Ideal: 01:55,122		
Lap	Time	Sector 1	Sector 2	Sector 3	Sector 4	V.Max	Hour
1	START						09:03:12
2	02:01,063						09:05:13
3	PIT		06:27,926	00:27,343	00:43,588		09:07:23
4	08:01,575	06:30,138	00:31,853	00:27,539	00:32,045		09:15:24
5	<b>01:55,674</b>	00:27,115	00:30,142	<b>00:26,588</b>	00:31,829	181,51	09:17:20
6	01:56,118	00:27,181	00:30,487	00:26,804	<b>00:31,646</b>	180,50	09:19:16
7	01:55,775	00:27,115	<b>00:30,077</b>	00:26,927	00:31,656	174,19	09:21:12
8	01:56,251	00:27,143	00:30,522	00:26,757	00:31,829	<b>182,02</b>	09:23:08
9	01:56,980	00:27,476	00:30,703	00:26,783	00:32,018	<b>182,02</b>	09:25:05
10	01:56,426	00:27,042	00:30,459	00:26,980	00:31,945	179,50	09:27:02
11	PIT	<b>00:26,811</b>	00:30,378	00:26,931	00:40,433	179,01	09:29:06
12	PIT	02:01,365	00:31,323	00:27,404	00:39,459		09:32:46

<b>25</b>	<b>TORRES, Jesus</b>	Torres11 Cuna De C.					
	ESP	P.Vmax: 28			T. Ideal: 01:49,864		
Lap	Time	Sector 1	Sector 2	Sector 3	Sector 4	V.Max	Hour
1	START	01:32,080	00:33,554	00:27,773	00:32,772		09:02:50
2	01:54,465	00:27,055	00:29,931	00:26,006	00:31,473	169,19	09:04:45
3	PIT	00:26,436	00:29,361	00:26,081	00:40,025	170,08	09:06:47
4	08:17,008	06:44,689	00:32,329	00:27,316	00:32,674		09:15:04
5	01:52,184	00:26,661	00:29,240	00:25,289	00:30,994	168,31	09:16:56
6	01:51,305	00:26,066	00:29,010	00:25,322	00:30,907	170,98	09:18:47
7	01:51,224	00:26,060	00:28,991	00:25,320	00:30,853	170,08	09:20:38
8	01:50,917	00:26,047	00:29,001	00:25,247	00:30,622	170,08	09:22:29
9	01:51,038	00:25,988	00:29,054	00:25,311	00:30,685	169,63	09:24:20
10	01:50,663	00:25,870	00:29,002	00:25,216	00:30,575	173,73	09:26:11
11	01:50,887	00:26,398	<b>00:28,726</b>	00:25,330	<b>00:30,433</b>	171,88	09:28:02
12	01:54,046	00:27,906	00:29,583	00:25,503	00:31,054	<b>174,66</b>	09:29:56
13	<b>01:50,283</b>	00:25,737	00:28,967	<b>00:25,077</b>	00:30,502	173,73	09:31:46
14	PIT	<b>00:25,628</b>	00:30,046	00:27,763	00:41,096	172,80	09:33:51

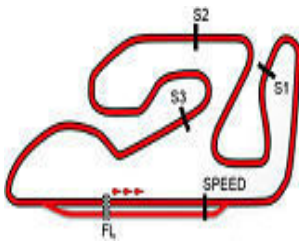
<b>32</b>	<b>LUDEÑA, Marcos</b>	Shm44 Team					
	ESP	P.Vmax: 8			T. Ideal: 01:45,907		
Lap	Time	Sector 1	Sector 2	Sector 3	Sector 4	V.Max	Hour
1	START	00:49,860	00:30,560	00:26,980	00:30,626		09:02:02
2	01:50,322	00:25,730	00:28,998	00:25,411	00:30,183	185,14	09:03:52
3	01:48,950	00:25,450	00:28,617	00:24,909	00:29,974	187,83	09:05:41
4	PIT	00:25,381	00:28,526	00:25,873	00:39,756	187,83	09:07:41
5	07:37,605	06:11,700	00:30,930	00:25,201	00:29,774		09:15:18
6	01:49,720	00:25,451	00:29,402	00:25,029	00:29,838	<b>191,15</b>	09:17:08
7	01:48,460	00:25,912	00:28,450	00:24,646	00:29,452	183,57	09:18:57
8	01:47,184	00:24,837	00:28,391	00:24,544	00:29,412	190,03	09:20:44
9	01:46,438	00:25,073	00:27,937	00:24,279	00:29,149	185,67	09:22:30
10	01:47,999	00:25,270	00:28,335	00:24,817	00:29,577	190,59	09:24:18
11	01:53,352	00:29,808	00:28,861	00:24,679	00:30,004	181,51	09:26:12
12	01:47,048	00:25,410	00:27,997	00:24,378	00:29,263	186,74	09:27:59
13	<b>01:45,907</b>	<b>00:24,825</b>	<b>00:27,870</b>	<b>00:24,259</b>	<b>00:28,953</b>	186,74	09:29:45
14	01:47,214	00:24,857	00:28,045	00:24,532	00:29,780	186,21	09:31:32
15	PIT	00:28,082	00:29,107	00:25,646	00:38,673	184,62	09:33:33

<b>26</b>	<b>SANJUAN, Remy</b>	Mécaprojets Team Ado					
	FRA	P.Vmax: 12			T. Ideal: 01:49,495		
Lap	Time	Sector 1	Sector 2	Sector 3	Sector 4	V.Max	Hour
1	START	04:00,952	00:31,711	00:27,240	00:31,518		09:05:15
2	PIT	00:26,367	00:29,914	00:26,044	00:36,275	185,67	09:07:14
3	08:04,356	06:37,945	00:29,919	00:26,114	00:30,378		09:15:18
4	01:51,110	00:25,676	00:29,958	00:25,492	00:29,984	187,83	09:17:09
5	<b>01:49,913</b>	<b>00:25,412</b>	00:29,299	<b>00:25,263</b>	00:29,939	188,37	09:18:59
6	01:50,573	00:25,431	00:29,189	00:25,759	00:30,194	<b>188,92</b>	09:20:50
7	01:49,972	00:25,696	00:29,043	00:25,299	<b>00:29,934</b>	187,83	09:22:40
8	01:50,149	00:25,557	<b>00:28,886</b>	00:25,522	00:30,184	186,74	09:24:30
9	01:50,380	00:25,523	00:28,969	00:25,525	00:30,363	185,67	09:26:20
10	01:50,449	00:25,665	00:29,099	00:25,362	00:30,323	185,67	09:28:11
11	PIT	00:25,922	00:29,331	00:25,830	00:45,980	186,21	09:30:18

<b>33</b>	<b>HOARAU, Enzo</b>	Bs Racing					
	FRA	P.Vmax: 5			T. Ideal: 01:46,912		
Lap	Time	Sector 1	Sector 2	Sector 3	Sector 4	V.Max	Hour
1	START	00:52,020	00:32,250	00:27,130	00:31,910		09:02:07
2	01:51,700	00:26,409	00:29,471	00:25,323	00:30,497	184,09	09:03:59
3	01:56,715	00:25,622	00:28,606	00:32,078	00:30,409	188,37	09:05:56
4	PIT	00:25,500	00:28,672	00:26,088	00:43,194	187,28	09:07:59
5	07:20,707	05:53,142	00:32,275	00:25,690	00:29,600		09:15:20
6	01:49,403	00:25,109	00:29,252	00:25,373	00:29,669	<b>191,72</b>	09:17:09
7	01:48,424	00:25,384	00:28,660	00:24,845	00:29,535	189,47	09:18:58
8	01:48,661	00:25,485	00:28,884	00:24,651	00:29,641	188,37	09:20:46
9	<b>01:47,273</b>	00:25,099	00:28,154	00:24,684	00:29,336	187,28	09:22:34
10	01:47,470	00:25,086	<b>00:28,112</b>	00:24,729	00:29,543	188,37	09:24:21
11	01:48,197	00:25,250	00:28,571	00:24,727	00:29,649	186,74	09:26:09
12	01:47,467	00:25,200	00:28,244	00:24,571	00:29,452	182,54	09:27:57
13	01:47,726	00:25,114	00:28,167	00:24,699	00:29,746	183,05	09:29:45
14	01:47,315	<b>00:24,995</b>	00:28,260	<b>00:24,502</b>	00:29,558	183,57	09:31:32
15	01:47,304	00:25,104	00:28,146	00:24,751	<b>00:29,303</b>	187,28	09:33:19
16	PIT	00:28,583	00:31,481	00:26,924	00:39,666	184,09	09:35:26

<b>28</b>	<b>PERRONE, Valentin</b>	Cuna De Campeones					
	ARG	P.Vmax: 32			T. Ideal: 01:53,805		
Lap	Time	Sector 1	Sector 2	Sector 3	Sector 4	V.Max	Hour
1	START	00:43,730	00:34,000	00:28,240	00:32,470		09:02:02
2	01:56,864	00:27,654	00:30,154	00:27,144	00:31,912	171,88	09:03:59
3	01:54,895	00:27,021	00:29,662	00:26,255	00:31,957	<b>172,34</b>	09:05:54
4	PIT	00:27,071	<b>00:29,546</b>	00:28,087	00:44,118	171,88	09:08:03
5	07:00,206	05:29,131	00:31,871	00:27,080	00:32,124		09:15:03
6	PIT	00:27,213	00:29,565	<b>00:25,895</b>	00:37,902	166,15	09:17:04
7	08:02,897	06:33,175	00:31,310	00:26,579	00:31,833		09:25:07
8	01:55,104	00:27,319	00:29,816	00:26,100	00:31,869	167,44	09:27:02
9	01:58,786	00:27,226	00:30,057	00:29,972	00:31,531	168,31	09:29:01





Circuit Ricardo Tormo

Cto. de ESPAÑA de SUPERBIKE 2022

ANALYSIS / SECTORS Ent. Libre 1 PreMoto3-Promo3

34 GRAS, Eitan Gabriel		Qrg Motor Racing					
URU		P.Vmax: 4 T. Ideal: 01:47,063					
Lap Time	Sector 1	Sector 2	Sector 3	Sector 4	V.Max	Hour	
1	START	00:55,770	00:32,270	00:26,330	00:30,657		09:02:09
2	01:50,091	00:25,561	00:29,173	00:25,078	00:30,279	187,83	09:03:59
3	01:49,420	00:25,299	00:28,741	00:25,138	00:30,242	<b>192,28</b>	09:05:49
4	PIT	00:25,330	00:28,655	00:31,274	00:41,760	186,21	09:07:56
5	07:20,496	05:53,983	00:30,243	00:25,849	00:30,421		09:15:16
6	01:49,551	00:25,409	00:29,049	00:25,087	00:30,006	184,09	09:17:06
7	01:49,462	00:25,264	00:28,934	00:25,064	00:30,200	184,62	09:18:55
8	01:49,847	00:25,158	00:29,659	00:25,398	00:29,632	183,05	09:20:45
9	01:48,631	00:25,360	00:28,583	00:24,848	00:29,840	184,62	09:22:34
10	01:48,361	00:25,456	00:28,410	00:24,596	00:29,899	184,62	09:24:22
11	01:47,925	00:25,096	00:28,450	00:24,707	00:29,672	186,74	09:26:10
12	01:47,646	00:25,201	00:28,425	<b>00:24,541</b>	<b>00:29,479</b>	185,67	09:27:57
13	<b>01:47,354</b>	<b>00:24,970</b>	00:28,233	00:24,606	00:29,545	186,21	09:29:45
14	01:47,393	00:24,982	00:28,270	00:24,544	00:29,597	188,92	09:31:32
15	PIT	00:25,054	<b>00:28,073</b>	00:30,268	00:39,736	190,59	09:33:35

42 SALLES, Mario		T. Rxp Mir Racing					
BRA		P.Vmax: 28 T. Ideal: 01:52,617					
Lap Time	Sector 1	Sector 2	Sector 3	Sector 4	V.Max	Hour	
1	START	01:56,340	00:32,746	00:26,812	00:32,616		09:03:13
2	01:58,715	00:27,746	00:31,525	00:26,437	00:33,007	172,34	09:05:11
3	PIT	00:27,198	00:29,992	00:26,866	00:43,627	<b>174,66</b>	09:07:19
4	08:53,162	07:23,304	00:31,305	00:26,507	00:32,046		09:16:12
5	01:55,895	00:27,512	00:30,256	00:26,164	00:31,963	170,53	09:18:08
6	01:54,742	00:27,141	00:30,153	00:25,969	00:31,479	170,08	09:20:03
7	01:54,585	00:26,911	00:29,983	00:26,159	00:31,532	171,88	09:21:57
8	01:54,098	00:27,009	00:29,597	00:25,868	00:31,624	171,43	09:23:51
9	01:54,483	00:27,388	00:29,700	00:25,831	00:31,564	170,08	09:25:46
10	01:53,336	00:27,226	00:29,418	00:25,506	<b>00:31,186</b>	169,19	09:27:39
11	<b>01:52,799</b>	00:26,677	00:29,423	00:25,497	00:31,202	171,43	09:29:32
12	01:53,089	<b>00:26,539</b>	<b>00:29,405</b>	<b>00:25,487</b>	00:31,658	171,88	09:31:25
13	PIT	00:26,630	00:29,545	00:25,962	00:39,155	170,98	09:33:26

44 PEREZ, Mark		Cuna De Campeones					
ESP		P.Vmax: 5 T. Ideal: 01:48,670					
Lap Time	Sector 1	Sector 2	Sector 3	Sector 4	V.Max	Hour	
1	START	00:36,260	00:30,530	00:26,230	00:31,060		09:01:48
2	01:52,723	00:26,541	00:29,473	00:25,904	00:30,805	181,51	09:03:41
3	01:50,511	00:25,743	00:29,069	00:25,330	00:30,369	181,51	09:05:31
4	PIT	00:26,540	00:28,727	00:25,371	00:39,729	<b>191,72</b>	09:07:32
5	08:53,143	07:26,108	00:30,064	00:26,008	00:30,963		09:16:25
6	01:50,291	00:25,988	00:29,118	00:25,443	<b>00:29,742</b>	181,01	09:18:15
7	<b>01:48,917</b>	<b>00:25,291</b>	<b>00:28,493</b>	<b>00:25,144</b>	00:29,989	185,14	09:20:04
8	01:50,840	00:25,939	00:29,040	00:25,527	00:30,334	185,14	09:21:55
9	01:50,281	00:25,839	00:28,839	00:25,504	00:30,099	182,02	09:23:45
10	01:50,420	00:25,753	00:28,830	00:25,448	00:30,389	182,02	09:25:36
11	01:50,197	00:25,575	00:28,834	00:25,725	00:30,063	184,09	09:27:26
12	01:55,275	00:27,288	00:29,721	00:26,764	00:31,502	184,62	09:29:21
13	01:50,139	00:25,882	00:28,771	00:25,454	00:30,032	181,01	09:31:11
14	PIT	00:25,481	00:28,822	00:25,411	00:36,918	183,05	09:33:08

45 LONGARELA, Alex		lgaxteam					
ESP		P.Vmax: 5 T. Ideal: 01:45,912					
Lap Time	Sector 1	Sector 2	Sector 3	Sector 4	V.Max	Hour	
1	START	01:04,680	00:31,220	00:26,020	00:30,515		09:02:16
2	01:49,131	00:25,656	00:29,013	00:24,958	00:29,504	187,28	09:04:06

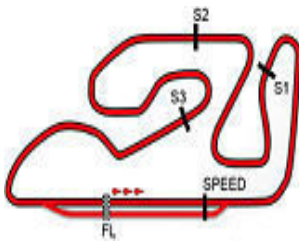
3	01:47,810	00:25,334	00:28,276	00:24,637	00:29,563	189,47	09:05:53
4	PIT	00:24,945	00:28,825	00:27,756	00:44,011	183,05	09:07:59
5	07:24,318	05:59,330	00:30,036	00:25,242	00:29,710		09:15:23
6	01:47,002	00:24,963	00:28,169	00:24,382	00:29,488	187,28	09:17:10
7	01:46,884	<b>00:24,789</b>	00:28,652	00:24,401	00:29,042	<b>191,72</b>	09:18:57
8	01:46,675	00:25,456	<b>00:28,014</b>	00:24,275	<b>00:28,930</b>	191,15	09:20:44
9	<b>01:46,256</b>	00:24,796	00:28,073	<b>00:24,179</b>	00:29,208	187,28	09:22:30
10	01:48,214	00:25,660	00:28,445	00:24,739	00:29,370	187,28	09:24:18
11	PIT	00:29,190	00:28,297	00:24,998	00:37,220	185,14	09:26:18
12	02:06,438	00:44,008	00:28,513	00:24,389	00:29,528		09:28:24
13	01:46,641	00:24,940	00:28,099	00:24,336	00:29,266	185,67	09:30:11
14	PIT	00:24,871	00:28,647	00:28,145	00:36,957	186,74	09:32:10

54 RIOS, Jesus		MREtalent					
ESP		P.Vmax: 14 T. Ideal: 01:46,925					
Lap Time	Sector 1	Sector 2	Sector 3	Sector 4	V.Max	Hour	
1	START	00:46,400	00:30,018	00:25,492	00:30,026		09:01:56
2	01:48,495	00:25,572	00:28,606	00:24,677	00:29,640	183,05	09:03:44
3	01:47,708	00:25,261	00:28,396	00:24,531	00:29,520	183,05	09:05:32
4	PIT	00:25,174	00:28,533	00:24,546	00:40,296	<b>187,83</b>	09:07:31
5	07:53,711	06:28,059	00:30,694	00:24,982	00:29,976		09:15:24
6	01:47,639	00:25,190	00:28,429	<b>00:24,511</b>	00:29,509	183,57	09:17:12
7	<b>01:47,053</b>	<b>00:24,962</b>	<b>00:28,285</b>	00:24,639	<b>00:29,167</b>	185,14	09:18:59
8	PIT	00:32,394	00:38,213	00:32,302	00:48,621	167,44	09:21:31

57 ROMERO, Ruben		Ilusión Team					
ESP		P.Vmax: 12 T. Ideal: 01:47,312					
Lap Time	Sector 1	Sector 2	Sector 3	Sector 4	V.Max	Hour	
1	START	01:54,610	00:32,317	00:27,797	00:31,301		09:03:10
2	01:54,297	00:27,182	00:29,990	00:26,450	00:30,675	181,51	09:05:04
3	PIT	00:25,929	00:29,154	00:26,710	00:38,471	183,05	09:07:05
4	07:59,297	06:33,572	00:29,864	00:25,777	00:30,084		09:15:04
5	01:49,638	00:25,340	00:28,782	00:25,506	00:30,010	184,62	09:16:54
6	01:49,183	00:25,534	00:28,559	00:25,211	00:29,879	182,02	09:18:43
7	PIT	00:25,431	00:28,562	00:26,258	00:35,300	181,01	09:20:38
8	03:41,349	02:13,929	00:30,227	00:27,144	00:30,049		09:24:20
9	01:51,957	00:25,827	00:30,035	00:25,975	00:30,120	184,62	09:26:12
10	01:49,433	00:25,837	00:28,628	00:25,154	00:29,814	<b>188,92</b>	09:28:01
11	01:49,289	00:25,329	00:28,799	00:25,315	00:29,846	184,62	09:29:50
12	<b>01:47,579</b>	00:25,076	00:28,421	<b>00:24,816</b>	<b>00:29,266</b>	185,67	09:31:38
13	PIT	<b>00:24,950</b>	<b>00:28,280</b>	00:28,998	00:39,618	187,83	09:33:40

65 CURIA, Izan		T. Curia/Semilla Azt					
ESP		P.Vmax: 14 T. Ideal: 01:50,050					
Lap Time	Sector 1	Sector 2	Sector 3	Sector 4	V.Max	Hour	
1	START	00:36,460	00:33,766	00:27,594	00:31,155		09:01:53
2	01:54,260	00:27,170	00:30,094	00:26,309	00:30,687	182,54	09:03:47
3	01:53,545	00:26,491	00:29,686	00:26,096	00:31,272	183,57	09:05:41
4	PIT	00:26,175	00:29,039	00:32,047	00:47,562	183,05	09:07:56
5	07:21,273	05:52,246	00:31,095	00:26,864	00:31,068		09:15:17
6	01:54,185	00:26,486	00:31,087	00:26,088	00:30,524	182,02	09:17:11
7	01:51,545	00:25,822	00:29,481	00:25,960	00:30,282	<b>187,83</b>	09:19:03
8	01:51,322	00:25,946	00:29,139	00:25,808	00:30,429	185,14	09:20:54
9	01:50,989	00:25,995	00:29,065	00:25,604	00:30,325	182,54	09:22:45
10	01:50,491	00:25,765	<b>00:28,945</b>	<b>00:25,441</b>	00:30,340	182,54	09:24:35
11	01:50,559	00:25,703	00:29,020	00:25,521	00:30,315	181,51	09:26:26
12	<b>01:50,303</b>	<b>00:25,572</b>	00:29,101	00:25,538	<b>00:30,092</b>	181,51	09:28:16
13	01:51,166	00:26,241	00:29,266	00:25,484	00:30,175	182,02	09:30:07
14	PIT	00:26,037	00:30,164	00:26,081	00:38,332	182,02	09:32:08





Circuit Ricardo Tormo

Cto. de ESPAÑA de SUPERBIKE 2022

ANALYSIS / SECTORS Ent. Libre 1 PreMoto3-Promo3

Table for rider BUJOSA, Fernando (ESP) from M. Oliveira R. Team. Includes lap times, sector times, V.Max, and Hour for laps 1-14.

Table for rider MIGNOT, Henri (FRA) from Jeg Racing Brs. Includes lap times, sector times, V.Max, and Hour for laps 8-15.

Table for rider CANO, Carlos (ESP) from H43 Team-Nobby. Includes lap times, sector times, V.Max, and Hour for laps 1-15.

Table for rider KOVACS, Zoltan (HUN) from Corse Factory R. Tea. Includes lap times, sector times, V.Max, and Hour for laps 7-12.

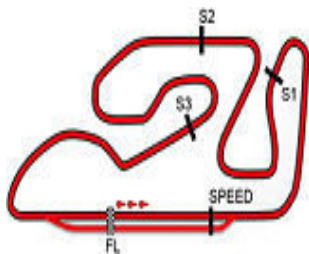
Table for rider SIEBDRATH, Mika (GER) from Cuna De Campeones. Includes lap times, sector times, V.Max, and Hour for laps 1-2.

Table for rider FERNANDES, G. P. (BRA) from Team Rxp Mir Racing. Includes lap times, sector times, V.Max, and Hour for laps 1-8.

Table for rider MARTINEZ, K. D. (VEN) from Cuna De Campeones. Includes lap times, sector times, V.Max, and Hour for laps 1-7.





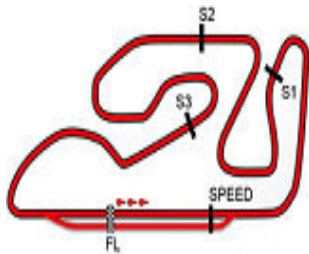


Circuit Ricardo Tormo

Cto. de ESPAÑA de SUPERBIKE 2022

Velocidades máximas Ent. Libre 1 PreMoto3-Promo3

Nombre	Equipo/Club	Vehículo	Mejores 5 velocidades máximas					Media	Max.	
10	DE ALMEIDA, Afonso	M. Oliveira R. Team	BEON	194,0	191,2	190,0	190,0	189,5	190,9	194,0
17	ALOMAR, Pedro	Igaxteam	BEON	194,0	192,3	190,0	186,7	186,7	190,0	194,0
71	CANO, Carlos	H43 Team-Nobby	BEON	193,4	186,7	185,7	185,7	184,6	187,2	193,4
34	GRAS, Eitan Gabriel	Qrg Motor Racing	BEON	192,3	190,6	188,9	187,8	186,7	189,3	192,3
45	LONGARELA, Alex	Igaxteam	BEON	191,7	191,2	189,5	187,3	187,3	189,4	191,7
44	PEREZ, Mark	Cuna De Campeones	MIR RACING	191,7	185,1	185,1	184,6	184,1	186,1	191,7
33	HOARAU, Enzo	Bs Racing	BEON	191,7	189,5	188,4	188,4	188,4	189,3	191,7
32	LUDEÑA, Marcos	Shm44 Team	MIR RACING	191,2	190,6	190,0	187,8	187,8	189,5	191,2
14	GUTIERREZ, Eduardo	Qrg Motor Racing	BEON	191,2	189,5	188,4	186,2	185,7	188,2	191,2
7	GIACOMINO, Enzo	Jeg Racing Brs	BEON	189,5	186,7	186,2	185,7	184,6	186,5	189,5
11	GONZALEZ, David	Cuna De Campeones	MIR RACING	189,5	185,1	183,1	182,0	181,5	184,2	189,5
57	ROMERO, Ruben	Ilusión Team		188,9	187,8	185,7	184,6	184,6	186,3	188,9
26	SANJUAN, Remy	Mécaprojets Team Ado	BEON	188,9	188,4	187,8	187,8	186,7	187,9	188,9
65	CURIA, Izan	T. Curia/Semilla Azt	BEON	187,8	185,1	183,6	183,1	182,5	184,4	187,8
54	RIOS, Jesus	MREtalent	BEON	187,8	185,1	183,6	183,1	183,1	184,5	187,8
18	OLIVARES, Pablo	Gmfuel Vrc Team	MIR RACING	186,7	186,7	184,6	184,1	184,1	185,3	186,7
15	RAMOS, Martim M.	Mm15Ridersacademy/A.	BEON	186,2	185,1	185,1	184,6	184,6	185,1	186,2
78	MIGNOT, Henri	Jeg Racing Brs	BEON	186,2	185,7	183,6	182,5	181,5	183,9	186,2
77	MARTINEZ, K. D.	Cuna De Campeones	MIR RACING	186,2	184,6	182,5	180,0	179,0	182,5	186,2
69	BUJOSA, Fernando	M. Oliveira R. Team	BEON	185,7	185,1	184,1	183,6	183,1	184,3	185,7
21	FARGIER, Mathis	Mtracing		185,1	178,5	177,5	177,5	176,6	179,1	185,1
29	TRUCHOT, Randy	MT Racing Team	BEON	182,0	182,0	181,5	180,5	179,5	181,1	182,0
20	MOHEDANO, Lucas	Tcm Team	MIR RACING	177,5	173,7	171,9	171,4	171,4	173,2	177,5
24	BONGIOVANNI, M. N.	Team Rxp Mir Racing	MIR RACING	176,6	174,7	174,2	172,3	171,4	173,8	176,6
16	PONS, Joel	Cuna De Campeones	MIR RACING	175,6	175,1	175,1	173,7	173,7	174,7	175,6
22	FERNANDEZ, Alejandra	Cuna De Campeones	MIR RACING	175,6	175,1	173,7	173,7	172,3	174,1	175,6
23	RODRIGUEZ, Miguel	Cuna De Campeones	MIR RACING	175,1	172,8				174,0	175,1
25	TORRES, Jesus	Torres11 Cuna De C.	MIR RACING	174,7	173,7	173,7	172,8	171,9	173,4	174,7
42	SALLES, Mario	T. Rxp Mir Racing	MIR RACING	174,7	172,3	171,9	171,9	171,4	172,4	174,7
95	KOVACS, Zoltan	Corse Factory R. Tea	CORSE	174,2					174,2	174,2
9	KASSIGIAN, Elliot	Cuna Campeones	MIR RACING	173,7	173,7	173,7	173,3	173,3	173,5	173,7
28	PERRONE, Valentin	Cuna De Campeones	MIR RACING	172,3	171,9	171,9	168,3	168,3	170,5	172,3
13	NAVARRO, Marina	Tcm Team	MIR RACING	172,3	171,9	171,0	171,0	170,5	171,3	172,3
72	FERNANDES, G. P.	Team Rxp Mir Racing	MIR RACING	168,3	167,0	150,3	149,0		158,7	168,3
98	SIEBRATH, Mika	Cuna De Campeones	MIR RACING							



Circuit Ricardo Tormo

Cto. de ESPAÑA de SUPERBIKE 2022

Mejores vueltas Ent. Libre 1 PreMoto3-Promo3

Número	Nombre	Equipo/Club	Vehículo	Mejores vueltas					Media
				1	2	3	4	5	
11	GONZALEZ, David	Cuna De Campeones	MIR RACING	01:45,505	01:45,594	01:45,898	01:46,060	01:46,090	01:45,829
32	LUDEÑA, Marcos	Shm44 Team	MIR RACING	01:45,907	01:46,438	01:47,048	01:47,184	01:47,214	01:46,758
45	LONGARELA, Alex	Igaxteam	BEON	01:46,256	01:46,641	01:46,675	01:46,884	01:47,002	01:46,691
69	BUJOSA, Fernando	M. Oliveira R. Team	BEON	01:46,358	01:47,406	01:47,526	01:47,553	01:47,587	01:47,286
77	MARTINEZ, K. D.	Cuna De Campeones	MIR RACING	01:46,822	01:46,976	01:47,002	01:47,075	01:47,084	01:46,991
54	RIOS, Jesus	MREtalent	BEON	01:47,053	01:47,639	01:47,708	01:48,495	07:53,711	03:00,921
33	HOARAU, Enzo	Bs Racing	BEON	01:47,273	01:47,304	01:47,315	01:47,467	01:47,470	01:47,365
34	GRAS, Eitan Gabriel	Qrg Motor Racing	BEON	01:47,354	01:47,393	01:47,646	01:47,925	01:48,361	01:47,735
18	OLIVARES, Pablo	Gmfuel Vrc Team	MIR RACING	01:47,505	01:47,720	01:48,048	01:48,419	01:48,921	01:48,122
71	CANO, Carlos	H43 Team-Nobby	BEON	01:47,568	01:47,845	01:47,997	01:48,094	01:48,200	01:47,940
57	ROMERO, Ruben	Ilusión Team		01:47,579	01:49,183	01:49,289	01:49,433	01:49,638	01:49,024
17	ALOMAR, Pedro	Igaxteam	BEON	01:47,747	01:47,762	01:47,799	01:48,130	01:48,255	01:47,938
10	DE ALMEIDA, Afonso	M. Oliveira R. Team	BEON	01:47,925	01:48,670	01:49,040	01:49,235	01:49,327	01:48,839
44	PEREZ, Mark	Cuna De Campeones	MIR RACING	01:48,917	01:50,139	01:50,197	01:50,281	01:50,291	01:49,965
14	GUTIERREZ, Eduardo	Qrg Motor Racing	BEON	01:48,950	01:48,954	01:49,262	01:49,979	01:50,206	01:49,470
78	MIGNOT, Henri	Jeg Racing Brs	BEON	01:49,872	01:50,622	01:50,650	01:51,140	01:51,314	01:50,719
26	SANJUAN, Remy	Mécaprojets Team Ado	BEON	01:49,913	01:49,972	01:50,149	01:50,380	01:50,449	01:50,172
15	RAMOS, Martim M.	Mm15Ridersacademy/A.	BEON	01:50,186	01:51,029	01:51,911	01:52,488	01:52,606	01:51,644
7	GIACOMINO, Enzo	Jeg Racing Brs	BEON	01:50,237	01:50,796	01:50,895	01:52,367	01:52,487	01:51,356
25	TORRES, Jesus	Torres11 Cuna De C.	MIR RACING	01:50,283	01:50,663	01:50,887	01:50,917	01:51,038	01:50,757
65	CURIA, Izan	T. Curia/Semilla Azt	BEON	01:50,303	01:50,491	01:50,559	01:50,989	01:51,166	01:50,701
22	FERNANDEZ, Alejandra	Cuna De Campeones	MIR RACING	01:50,930	01:51,099	01:51,296	01:51,315	01:52,017	01:51,331
16	PONS, Joel	Cuna De Campeones	MIR RACING	01:51,416	01:51,468	01:51,790	01:51,920	01:51,949	01:51,708
21	FARGIER, Mathis	Mtracing		01:51,695	01:52,491	01:52,786	01:52,796	01:53,526	01:52,658
42	SALLES, Mario	T. Rxp Mir Racing	MIR RACING	01:52,799	01:53,089	01:53,336	01:54,098	01:54,483	01:53,561
24	BONGIOVANNI, M. N.	Team Rxp Mir Racing	MIR RACING	01:53,013	01:53,080	01:53,294	01:54,067	01:54,275	01:53,545
23	RODRIGUEZ, Miguel	Cuna De Campeones	MIR RACING	01:53,128	27:01,117				14:27,122
9	KASSIGIAN, Elliot	Cuna Campeones	MIR RACING	01:53,427	01:53,747	01:53,835	01:54,374	01:54,452	01:53,967
28	PERRONE, Valentin	Cuna De Campeones	MIR RACING	01:54,592	01:54,895	01:55,104	01:56,864	01:58,786	01:56,048
13	NAVARRO, Marina	Tcm Team	MIR RACING	01:55,498	01:56,023	01:56,063	01:56,995	02:00,617	01:57,039
29	TRUCHOT, Randy	MT Racing Team	BEON	01:55,674	01:55,775	01:56,118	01:56,251	01:56,426	01:56,048
95	KOVACS, Zoltan	Corse Factory R. Tea	CORSE	01:56,454					01:56,454
20	MOHEDANO, Lucas	Tcm Team	MIR RACING	01:56,605	01:56,707	01:57,002	01:57,521	01:57,729	01:57,112
72	FERNANDES, G. P.	Team Rxp Mir Racing	MIR RACING	02:01,659	07:17,590	08:24,695			05:54,648

