

23 Y 24 ABRIL  
CIRCUIT RICARDO TORMO

## Cto. de ESPAÑA de SUPERBIKE 2022

23-24 ABRIL 2022

Circuit Ricardo Tormo

Length: 4005 metros

### Results

### Ent. Libre 1 Moto4

Pos.	N.	Rider	Team	Motorcycle	Nat.	Best Lap	iL	Laps	Gap	Interval	Speed	Tyr.	Cat.
1	49	RODRIGUEZ, Izan	Etg Racing	BEON	ESP	<b>01:54,602</b>	6	15			125,81	DU	M4
2	48	GARCIA, Andres	Igaxteam	BEON	ESP	01:55,196	6	13	00:00,594	00:00,594	125,16	DU	M4
3	18	TAMBURINI, Mathias	Igaxteam	BEON	ITA	01:55,256	9	9	00:00,654	00:00,060	125,1	DU	M4
4	46	LUCAS, Alvaro	Mre Talent	BEON	ESP	01:55,292	15	16	00:00,690	00:00,036	125,06	DU	M4
5	8	MIROSLAVOV, N.	Metmoto Ring Racing1	BEON	BUL	01:55,697	16	16	00:01,095	00:00,405	124,62	DU	M4
6	77	MORA, Joel	H43 - Ap77	BEON	ESP	01:55,790	11	18	00:01,188	00:00,093	124,52	DU	M4
7	10	PIO, Gabriel	Jeg Racing Brs	BEON	FRA	01:55,924	15	15	00:01,322	00:00,134	124,37	DU	M4
8	70	KARPUSHIN, Iaroslav	Austin R. Vhc Liqui	CORSE	RUS	01:55,994	14	14	00:01,392	00:00,070	124,3	DU	M4
9	11	CANTOS, Oliver	Corse Factory Racing	CORSE	ESP	01:56,093	7	15	00:01,491	00:00,099	124,19	DU	M4
10	55	SANCHEZ, M. L.	Austin R. Vhc Liqui	CORSE	USA	01:56,291	14	14	00:01,689	00:00,198	123,98	DU	M4
11	43	LOPEZ, Luis Miguel	Cuna De Campeones	MIR RACING	ESP	01:56,610	9	16	00:02,008	00:00,319	123,64	DU	M4
12	88	DE MELO, Gonçalo	M. Oliveira Racing T	BEON	POR	01:56,903	6	7	00:02,301	00:00,293	123,33	DU	M4
13	17	DUPUIS, Enzo	Jeg Racing Brs	BEON	FRA	01:57,051	9	15	00:02,449	00:00,148	123,18	DU	M4
14	57	FOSTER, Mason	Brp Racing	BEON	GBR	01:57,386	17	17	00:02,784	00:00,335	122,83	DU	M4
15	76	IBAÑEZ, Izan	Shm44 Team	MIR RACING	ESP	01:57,925	6	6	00:03,323	00:00,539	122,26	DU	M4
16	38	PIERONI, Tommaso	C. M. Ajevo Racing T	BEON	ITA	01:58,156	9	15	00:03,554	00:00,231	122,03	DU	M4
17	89	RUZ, Eric	Shm44 Team	MIR RACING	ESP	01:58,266	4	4	00:03,664	00:00,110	121,91	DU	M4
18	29	MOLINA, Adrian	Gv Stratos By Gas Do		ESP	01:58,459	7	14	00:03,857	00:00,193	121,71	DU	M4
19	5	GALAN, Ignacio	Cuna De Campeones	MIR RACING	ESP	01:58,531	15	16	00:03,929	00:00,072	121,64	DU	M4
20	26	ENRIQUEZ, Alberto	Cuna De Campeones	MIR RACING	ESP	01:58,963	4	16	00:04,361	00:00,432	121,2	DU	M4
21	15	LLINARES, Alex	Cuna De Campeones	MIR RACING	ESP	01:59,156	6	16	00:04,554	00:00,193	121	DU	M4
22	13	VARELA, Pedro	Cuna Campeones	MIR RACING	POR	01:59,456	12	12	00:04,854	00:00,300	120,7	DU	M4
23	64	BELLUZZO, Carmelo	Etg Racing	BEON	ITA	02:00,277	13	14	00:05,675	00:00,821	119,87	DU	M4
24	25	PRIMAUT, Jimmy	Mecaprojets Team Ado	MIR RACING	FRA	02:02,423	13	14	00:07,821	00:02,146	117,77	DU	M4
25	27	MICHIELIN, Riccardo	Mre Talent	BEON	ITA	02:03,154	6	7	00:08,552	00:00,731	117,07	DU	M4
26	19	MOHEDANO, Lorenzo	Tcm Team	MIR RACING	ESP	02:03,222	8	13	00:08,620	00:00,068	117,01	DU	M4

Circuit Ricardo Tormo

Final Official

Provisional Official

Length: 4005 m. Hour: 09:44

JURY:

Hour:

C.of the Course:

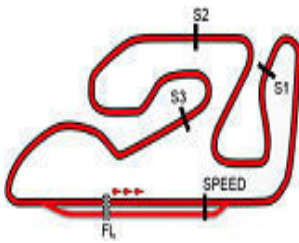
Hour:

22/04/2022

C.Timekeeper:

Hour: 10:26:08





Circuit Ricardo Tormo

Cto. de ESPAÑA de SUPERBIKE 2022

ANALYSIS / SECTORS Ent. Libre 1 Moto4

5 GALAN, Ignacio		Cuna De Campeones					
ESP		P.Vmax: 14 T. Ideal: 01:58,050					
Lap	Time	Sector 1	Sector 2	Sector 3	Sector 4	V.Max	Hour
1	START	01:06,770	00:32,560	00:28,280	00:33,829		09:47:25
2	02:00,514	00:28,569	00:31,349	00:27,497	00:33,099	157,66	09:49:26
3	01:59,841	00:28,056	00:31,400	00:27,308	00:33,077	158,44	09:51:26
4	01:59,386	00:27,808	00:31,066	00:27,636	<b>00:32,876</b>	156,90	09:53:25
5	PIT	00:28,112	00:31,142	00:28,510	00:45,235	156,52	09:55:38
6	03:54,323	02:17,576	00:34,849	00:28,177	00:33,721		09:59:32
7	02:00,703	00:28,306	00:31,335	00:27,454	00:33,608	153,19	10:01:33
8	01:59,802	00:28,166	00:31,071	00:27,335	00:33,230	153,92	10:03:33
9	01:58,725	00:27,837	00:30,874	00:27,053	00:32,961	158,44	10:05:32
10	02:00,744	00:29,084	00:31,437	00:27,258	00:32,965	154,29	10:07:32
11	01:59,324	00:28,006	00:30,870	00:27,285	00:33,163	155,77	10:09:32
12	01:59,797	00:28,195	00:30,922	00:27,154	00:33,526	152,47	10:11:31
13	PIT	00:29,964	00:33,032	00:32,340	00:44,131	151,40	10:13:51
14	02:27,739	00:53,884	00:32,398	00:27,520	00:33,937		10:16:19
15	<b>01:58,531</b>	<b>00:27,624</b>	<b>00:30,583</b>	<b>00:26,967</b>	00:33,357	<b>160,40</b>	10:18:17
16	01:58,773	00:27,960	00:30,703	00:27,016	00:33,094	155,77	10:20:16

11 CANTOS, Oliver		Corse Factory Racing					
ESP		P.Vmax: 9 T. Ideal: 01:55,522					
Lap	Time	Sector 1	Sector 2	Sector 3	Sector 4	V.Max	Hour
1	START	01:35,070	00:33,820	00:27,431	00:34,042		09:47:54
2	01:58,863	00:28,080	00:30,692	00:26,695	00:33,396	159,61	09:49:53
3	01:57,316	00:27,952	00:30,381	00:26,397	00:32,586	<b>161,60</b>	09:51:50
4	01:56,187	00:27,301	00:30,241	00:26,257	00:32,388	158,82	09:53:47
5	01:56,099	00:27,249	00:30,400	00:26,438	<b>00:32,012</b>	158,82	09:55:43
6	01:56,489	00:27,246	00:30,475	00:26,574	00:32,194	159,21	09:57:39
7	<b>01:56,093</b>	<b>00:27,145</b>	<b>00:30,113</b>	00:26,458	00:32,377	160,40	09:59:35
8	02:03,249	00:27,176	00:35,497	00:27,988	00:32,588	157,28	10:01:38
9	01:56,820	00:27,464	00:30,447	<b>00:26,252</b>	00:32,657	156,14	10:03:35
10	02:01,361	00:30,353	00:31,367	00:26,972	00:32,669	155,77	10:05:37
11	01:58,750	00:28,685	00:30,853	00:26,403	00:32,809	147,95	10:07:35
12	01:57,066	00:27,656	00:30,425	00:26,339	00:32,646	154,65	10:09:32
13	PIT	00:27,573	00:31,265	00:29,699	00:42,091	155,77	10:11:43
14	04:34,167	03:00,995	00:32,659	00:27,178	00:33,335		10:16:17
15	01:56,605	00:27,636	00:30,241	<b>00:26,252</b>	00:32,476	152,47	10:18:14

8 MIROSLAVOV, N.		Metmoto Ring Racing1					
BUL		P.Vmax: 11 T. Ideal: 01:55,425					
Lap	Time	Sector 1	Sector 2	Sector 3	Sector 4	V.Max	Hour
1	START	02:19,160	00:33,605	00:29,244	00:34,304		09:48:40
2	02:02,795	00:31,357	00:31,402	00:27,026	00:33,010	160,00	09:50:43
3	01:56,876	00:27,443	00:30,396	00:26,452	00:32,585	<b>161,19</b>	09:52:40
4	01:56,595	00:27,244	00:30,644	00:26,373	00:32,334	159,21	09:54:36
5	01:58,354	00:27,086	00:31,923	00:26,645	00:32,700	160,40	09:56:35
6	01:56,370	<b>00:27,079</b>	00:30,765	00:26,193	00:32,333	159,61	09:58:31
7	01:56,129	00:27,241	00:30,576	00:26,152	<b>00:32,160</b>	158,44	10:00:27
8	01:56,275	00:27,206	00:30,597	00:26,240	00:32,232	158,05	10:02:24
9	PIT	00:27,360	00:31,131	00:26,817	00:38,995	159,21	10:04:28
10	04:14,293	02:41,848	00:32,199	00:27,288	00:32,958		10:08:42
11	01:57,082	00:27,322	00:30,661	00:26,433	00:32,666	157,66	10:10:39
12	01:56,687	00:27,264	00:30,671	00:26,274	00:32,478	156,90	10:12:36
13	01:56,150	00:27,239	00:30,490	00:26,134	00:32,287	158,44	10:14:32
14	01:55,902	00:27,200	00:30,395	<b>00:25,962</b>	00:32,345	157,28	10:16:28
15	02:01,650	00:27,127	00:35,301	00:26,671	00:32,551	158,82	10:18:30
16	<b>01:55,697</b>	00:27,150	<b>00:30,224</b>	00:26,004	00:32,319	158,44	10:20:25

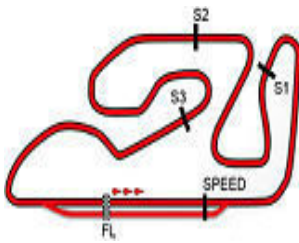
13 VARELA, Pedro		Cuna Campeones					
POR		P.Vmax: 24 T. Ideal: 01:59,391					
Lap	Time	Sector 1	Sector 2	Sector 3	Sector 4	V.Max	Hour
1	START	00:43,720	00:33,840	00:28,250	00:34,340		09:47:04
2	02:02,349	00:29,389	00:31,450	00:27,431	00:34,079	152,83	09:49:06
3	02:00,740	00:28,678	00:31,139	00:27,136	00:33,787	152,83	09:51:07
4	02:00,133	00:28,237	00:31,052	00:27,178	00:33,666	152,83	09:53:07
5	PIT	00:28,316	00:31,203	00:27,746	00:45,045	152,47	09:55:19
6	03:58,158	02:24,788	00:31,946	00:27,514	00:33,910		09:59:18
7	02:00,745	00:28,496	00:31,274	00:27,329	00:33,646	150,35	10:01:18
8	PIT	00:28,566	00:31,295	00:27,887	00:43,172	151,40	10:03:29
9	10:33,786	09:00,235	00:32,032	00:27,522	00:33,997		10:14:03
10	02:00,827	00:28,823	00:31,089	00:27,187	00:33,728	149,31	10:16:04
11	02:00,199	00:28,482	00:30,971	00:27,128	<b>00:33,618</b>	150,00	10:18:04
12	<b>01:59,456</b>	<b>00:28,173</b>	<b>00:30,676</b>	<b>00:26,924</b>	00:33,683	<b>155,02</b>	10:20:04

15 LLINARES, Alex		Cuna De Campeones					
ESP		P.Vmax: 23 T. Ideal: 01:58,690					
Lap	Time	Sector 1	Sector 2	Sector 3	Sector 4	V.Max	Hour
1	START	00:49,160	00:35,180	00:28,460	00:34,709		09:47:11
2	PIT	00:28,623	00:32,241	00:27,592	00:43,399	152,83	09:49:23
3	02:28,912	00:56,113	00:31,743	00:27,531	00:33,525		09:51:52
4	01:59,254	00:27,910	00:31,088	00:26,903	00:33,353	<b>156,52</b>	09:53:51
5	01:59,773	00:28,282	00:31,107	00:26,964	00:33,420	155,02	09:55:51
6	<b>01:59,156</b>	00:27,749	00:31,130	00:26,860	00:33,417	154,65	09:57:50
7	02:00,028	00:28,019	00:31,373	00:27,098	00:33,538	151,76	09:59:50
8	01:59,443	<b>00:27,728</b>	00:31,201	00:26,809	00:33,705	155,40	10:01:50
9	01:59,174	00:27,926	<b>00:31,022</b>	<b>00:26,663</b>	00:33,563	152,11	10:03:49
10	PIT	00:27,819	00:31,203	00:26,694	00:42,109	151,40	10:05:57
11	03:41,229	02:08,439	00:31,868	00:27,201	00:33,721		10:09:38
12	01:59,775	00:28,061	00:31,285	00:26,934	00:33,495	150,35	10:11:38
13	01:59,912	00:28,045	00:31,065	00:27,014	00:33,788	150,00	10:13:38
14	01:59,591	00:28,074	00:31,200	00:27,040	<b>00:33,277</b>	149,65	10:15:37
15	PIT	00:27,844	00:31,034	00:27,022	00:39,345	151,76	10:17:42
16	03:16,423	01:44,778	00:31,241	00:26,875	00:33,529		10:20:59

10 PIO, Gabriel		Jeg Racing Brs					
FRA		P.Vmax: 6 T. Ideal: 01:55,729					
Lap	Time	Sector 1	Sector 2	Sector 3	Sector 4	V.Max	Hour
1	START	01:37,570	00:33,640	00:27,465	00:33,762		09:47:56
2	02:00,424	00:28,696	00:31,615	00:27,243	00:32,870	160,40	09:49:57
3	PIT	00:27,754	00:31,069	00:26,455	00:36,376	<b>162,81</b>	09:51:58
4	07:03,454	05:29,812	00:32,515	00:27,701	00:33,426		09:59:02
5	01:58,974	00:27,991	00:31,098	00:26,821	00:33,064	155,77	10:01:01
6	01:58,531	00:27,985	00:30,807	00:26,712	00:33,027	155,02	10:02:59
7	01:58,636	00:27,672	00:30,652	00:26,457	00:33,855	155,02	10:04:58
8	01:57,429	00:27,658	00:30,573	00:26,460	00:32,738	155,40	10:06:55
9	01:57,325	00:27,581	00:30,594	00:26,611	00:32,539	155,77	10:08:53
10	01:56,584	00:27,371	00:30,382	00:26,349	00:32,482	156,90	10:10:49
11	01:56,914	00:27,497	00:30,247	00:26,513	00:32,657	155,02	10:12:46
12	01:57,603	00:27,633	00:30,538	00:26,850	00:32,582	156,14	10:14:44
13	01:56,782	00:27,560	00:30,393	00:26,506	<b>00:32,323</b>	158,05	10:16:41
14	01:56,166	<b>00:27,210</b>	00:30,259	00:26,249	00:32,448	157,66	10:18:37
15	<b>01:55,924</b>	00:27,393	<b>00:30,101</b>	<b>00:26,095</b>	00:32,335	156,90	10:20:33

17 DUPUIS, Enzo		Jeg Racing Brs					
FRA		P.Vmax: 6 T. Ideal: 01:57,041					
Lap	Time	Sector 1	Sector 2	Sector 3	Sector 4	V.Max	Hour
1	START	01:27,610	00:33,740	00:27,539	00:33,742		09:47:46





Circuit Ricardo Tormo

Cto. de ESPAÑA de SUPERBIKE 2022

ANALYSIS / SECTORS Ent. Libre 1 Moto4

2	02:00,366	00:28,809	00:31,810	00:26,784	00:32,963	158,82	09:49:47
3	01:58,944	00:28,047	00:31,068	00:26,931	00:32,898	159,61	09:51:46
4	01:58,343	00:28,017	00:30,816	00:26,793	00:32,717	159,61	09:53:44
5	01:59,809	00:27,842	00:31,745	00:27,285	00:32,937	159,21	09:55:44
6	01:58,689	00:27,804	00:31,147	00:26,921	00:32,817	161,19	09:57:43
7	01:58,562	00:27,775	00:30,732	00:26,882	00:33,173	157,28	09:59:41
8	01:58,824	00:28,029	00:30,888	00:27,124	00:32,783	<b>162,81</b>	10:01:40
9	<b>01:57,051</b>	00:27,729	<b>00:30,547</b>	<b>00:26,290</b>	<b>00:32,485</b>	158,05	10:03:37
10	02:00,376	00:28,969	00:31,801	00:26,649	00:32,957	160,00	10:05:37
11	01:58,073	00:28,142	00:30,744	00:26,524	00:32,663	158,44	10:07:35
12	PIT	<b>00:27,719</b>	00:30,809	00:26,597	00:39,701	158,44	10:09:40
13	06:25,661	04:53,962	00:31,666	00:26,925	00:33,108		10:16:06
14	01:57,917	00:27,818	00:30,741	00:26,458	00:32,900	156,52	10:18:04
15	01:57,818	00:27,863	00:30,692	00:26,446	00:32,817	156,14	10:20:02

12	07:11,596	05:37,157	00:32,938	00:27,670	<b>00:33,831</b>		10:16:39
13	<b>02:02,423</b>	00:29,179	<b>00:31,674</b>	00:27,665	00:33,905	151,40	10:18:42
14	02:02,434	<b>00:29,082</b>	00:31,718	<b>00:27,559</b>	00:34,075	151,76	10:20:44

<b>18</b>	<b>TAMBURINI, Mathias</b>	lgaxteam					
	ITA	P.Vmax: 4 T. Ideal: 01:55,097					
Lap Time	Sector 1	Sector 2	Sector 3	Sector 4	V.Max	Hour	
1	START	01:37,250	00:32,530	00:28,215	00:33,156		09:47:55
2	01:57,609	00:27,767	00:30,316	00:26,750	00:32,776	<b>164,47</b>	09:49:53
3	01:57,031	00:27,674	00:30,543	00:26,536	00:32,278	161,19	09:51:50
4	01:55,832	00:27,182	00:30,087	00:26,400	00:32,163	162,00	09:53:45
5	01:57,065	00:28,227	00:30,295	00:26,383	<b>00:32,160</b>	161,60	09:55:42
6	01:55,976	00:27,099	00:30,385	00:26,312	00:32,180	164,05	09:57:38
7	18:39,787	17:06,038	00:32,428	00:27,412	00:33,909	159,61	10:16:18
8	01:56,331	00:27,358	00:30,460	00:26,331	00:32,182	159,61	10:18:15
9	<b>01:55,256</b>	<b>00:27,088</b>	<b>00:29,769</b>	<b>00:26,080</b>	00:32,319	159,21	10:20:10

<b>26</b>	<b>ENRIQUEZ, Alberto</b>	Cuna De Campeones					
	ESP	P.Vmax: 15 T. Ideal: 01:58,668					
Lap Time	Sector 1	Sector 2	Sector 3	Sector 4	V.Max	Hour	
1	START	01:12,610	00:37,670	00:31,930	00:37,616		09:47:44
2	02:08,206	00:31,469	00:33,721	00:28,366	00:34,650	149,31	09:49:52
3	02:00,677	00:28,676	00:31,474	00:27,198	00:33,329	152,47	09:51:53
4	<b>01:58,963</b>	<b>00:27,740</b>	<b>00:30,876</b>	00:27,025	00:33,322	<b>160,00</b>	09:53:51
5	01:59,598	00:27,838	00:31,089	00:27,072	00:33,599	158,82	09:55:51
6	01:59,517	00:27,953	00:31,260	00:26,943	00:33,361	152,11	09:57:51
7	01:59,485	00:27,835	00:30,908	00:27,087	00:33,655	154,29	09:59:50
8	01:59,592	00:28,085	00:31,166	00:27,030	<b>00:33,311</b>	148,97	10:01:50
9	PIT	00:28,155	00:30,946	<b>00:26,741</b>	00:38,696	148,28	10:03:54
10	PIT	00:48,065	00:31,699	00:27,617	00:38,920		10:06:21
11	03:33,272	01:58,233	00:32,892	00:27,703	00:34,444		10:09:54
12	02:00,853	00:28,412	00:31,227	00:27,331	00:33,883	146,28	10:11:55
13	02:00,179	00:28,399	00:31,119	00:27,064	00:33,597	146,61	10:13:55
14	01:59,857	00:28,171	00:30,920	00:27,038	00:33,728	146,94	10:15:55
15	01:59,919	00:28,036	00:31,174	00:27,024	00:33,685	147,61	10:17:55
16	01:59,865	00:28,073	00:31,338	00:26,829	00:33,625	147,95	10:19:54

<b>19</b>	<b>MOHEDANO, Lorenzo</b>	Tcm Team					
	ESP	P.Vmax: 26 T. Ideal: 02:02,739					
Lap Time	Sector 1	Sector 2	Sector 3	Sector 4	V.Max	Hour	
1	START	02:08,970	00:34,927	00:30,095	00:35,812		09:48:34
2	02:06,159	00:29,260	00:32,868	00:29,064	00:34,967	148,28	09:50:40
3	02:04,080	00:28,823	00:32,080	00:28,329	00:34,848	<b>150,35</b>	09:52:44
4	02:04,036	<b>00:28,720</b>	00:32,000	00:28,579	00:34,737	147,27	09:54:48
5	02:06,487	00:28,879	00:32,252	00:28,652	00:36,704	146,94	09:56:54
6	02:03,836	00:29,003	00:32,180	00:28,041	00:34,612	144,97	09:58:58
7	02:03,657	00:28,868	00:31,900	00:28,562	<b>00:34,327</b>	144,64	10:01:02
8	<b>02:03,222</b>	00:28,912	<b>00:31,844</b>	<b>00:27,848</b>	00:34,618	146,61	10:03:05
9	02:03,842	00:28,805	00:32,131	00:28,330	00:34,576	146,94	10:05:09
10	02:03,732	00:28,731	00:31,943	00:28,161	00:34,897	145,62	10:07:13
11	PIT	00:29,079	00:32,496	00:28,890	00:52,838	143,68	10:09:36
12	05:19,700	03:28,341	00:43,402	00:32,097	00:35,860		10:14:56
13	PIT	00:43,880	00:34,396	00:29,702	00:51,878	142,73	10:17:36

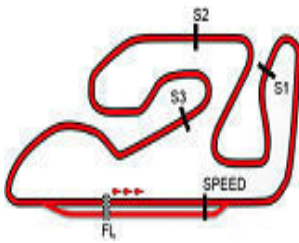
<b>27</b>	<b>MICHELIN, Riccardo</b>	Mre Talent					
	ITA	P.Vmax: 11 T. Ideal: 02:01,955					
Lap Time	Sector 1	Sector 2	Sector 3	Sector 4	V.Max	Hour	
1	START	01:33,210	00:33,980	00:29,069	00:34,925		09:47:55
2	02:04,065	00:29,720	00:32,633	00:27,978	00:33,734	157,66	09:49:59
3	PIT	<b>00:28,772</b>	00:31,812	<b>00:27,842</b>	00:41,062	<b>161,19</b>	09:52:09
4	PIT	03:40,927	00:33,718	00:28,468	00:40,598		09:57:32
5	08:45,331	07:07,823	00:33,837	00:29,130	00:34,541		10:06:18
6	<b>02:03,154</b>	00:29,193	00:32,409	00:27,940	<b>00:33,612</b>	154,65	10:08:21
7	PIT	00:28,873	<b>00:31,729</b>	00:27,861	00:41,333	155,77	10:10:31

<b>25</b>	<b>PRIMAUT, Jimmy</b>	Mecaprojets Team Ado					
	FRA	P.Vmax: 21 T. Ideal: 02:02,146					
Lap Time	Sector 1	Sector 2	Sector 3	Sector 4	V.Max	Hour	
1	START	01:49,960	00:33,786	00:29,096	00:35,580		09:48:12
2	02:05,357	00:29,829	00:32,940	00:28,174	00:34,414	157,66	09:50:18
3	02:04,154	00:29,154	00:32,239	00:28,122	00:34,639	<b>158,05</b>	09:52:22
4	02:05,064	00:29,857	00:32,404	00:28,127	00:34,676	153,55	09:54:27
5	02:05,269	00:29,680	00:33,105	00:27,986	00:34,498	152,11	09:56:32
6	02:03,822	00:29,534	00:32,131	00:27,897	00:34,260	151,40	09:58:36
7	02:04,927	00:29,471	00:32,797	00:28,150	00:34,509	150,70	10:00:41
8	02:05,027	00:29,751	00:32,624	00:27,977	00:34,675	150,00	10:02:46
9	02:13,113	00:33,571	00:33,445	00:28,458	00:37,639	150,00	10:04:59
10	02:03,380	00:29,324	00:32,082	00:27,664	00:34,310	151,40	10:07:02
11	PIT	00:29,347	00:32,268	00:28,037	00:55,639	150,00	10:09:28

<b>29</b>	<b>MOLINA, Adrian</b>	Gv Stratos By Gas Do					
	ESP	P.Vmax: 19 T. Ideal: 01:58,324					
Lap Time	Sector 1	Sector 2	Sector 3	Sector 4	V.Max	Hour	
1	START	01:35,310	00:33,830	00:28,368	00:34,281		09:47:56
2	02:01,853	00:28,675	00:31,319	00:27,759	00:34,100	158,05	09:49:57
3	01:59,386	00:28,033	00:31,027	00:27,155	<b>00:33,171</b>	<b>158,82</b>	09:51:57
4	PIT	00:28,196	00:31,002	00:27,530	00:43,576	155,02	09:54:07
5	09:25,639	07:52,386	00:31,919	00:27,566	00:33,768		10:03:33
6	01:59,116	00:28,078	00:30,925	00:26,936	00:33,177	154,65	10:05:32
7	<b>01:58,459</b>	<b>00:27,653</b>	00:30,763	<b>00:26,777</b>	00:33,266	156,90	10:07:30
8	01:59,140	00:28,133	<b>00:30,723</b>	00:26,945	00:33,339	150,00	10:09:29
9	02:03,087	00:28,178	00:31,104	00:30,470	00:33,335	148,97	10:11:33
10	01:59,694	00:28,102	00:30,989	00:27,113	00:33,490	151,05	10:13:32
11	02:02,641	00:30,560	00:31,376	00:27,093	00:33,612	148,97	10:15:35
12	01:59,257	00:28,200	00:30,767	00:27,045	00:33,245	150,00	10:17:34
13	02:01,702	00:28,594	00:31,633	00:27,313	00:34,162	153,19	10:19:36
14	02:12,133	00:31,216	00:35,075	00:29,108	00:36,734	148,62	10:21:48

<b>38</b>	<b>PIERONI, Tommaso</b>	C. M. Ajevo Racing T					
	ITA	P.Vmax: 19 T. Ideal: 01:57,313					
Lap Time	Sector 1	Sector 2	Sector 3	Sector 4	V.Max	Hour	
1	START	01:12,690	00:34,960	00:28,630	00:34,348		09:47:34
2	02:02,300	00:28,887	00:32,136	00:27,773	00:33,504	158,05	09:49:37
3	02:00,661	00:28,242	00:31,537	00:27,580	00:33,302	158,05	09:51:37
4	01:59,458	00:27,972	00:31,147	00:27,272	00:33,067	157,66	09:53:37





Circuit Ricardo Tormo

Cto. de ESPAÑA de SUPERBIKE 2022

ANALYSIS / SECTORS Ent. Libre 1 Moto4

5	01:59,013	00:27,823	00:31,100	00:27,101	00:32,989	158,05	09:55:36
6	01:59,913	00:27,979	00:31,602	00:27,277	00:33,055	157,28	09:57:36
7	01:58,413	00:27,978	00:30,863	<b>00:26,520</b>	00:33,052	155,40	09:59:34
8	01:58,921	<b>00:27,557</b>	00:30,762	00:27,045	00:33,557	157,66	10:01:33
9	<b>01:58,156</b>	00:27,723	<b>00:30,608</b>	00:26,934	00:32,891	158,05	10:03:31
10	PIT	00:27,949	00:31,188	00:27,202	00:47,013	156,90	10:05:45
11	07:59,141	06:25,388	00:32,673	00:28,001	00:33,079		10:13:44
12	01:58,701	00:28,256	00:31,114	00:26,703	<b>00:32,628</b>	158,05	10:15:42
13	01:58,349	00:27,642	00:30,794	00:27,045	00:32,868	<b>158,82</b>	10:17:41
14	01:59,064	00:28,139	00:30,945	00:27,118	00:32,862	157,66	10:19:40
15	PIT	00:28,098	00:32,016	00:27,116	00:43,996	156,14	10:21:51

5	01:55,673	<b>00:27,012</b>	00:30,387	00:26,012	00:32,262	163,64	09:55:43
6	<b>01:55,196</b>	00:27,016	<b>00:29,937</b>	00:26,225	<b>00:32,018</b>	163,64	09:57:39
7	PIT	00:29,270	00:30,550	00:29,774	00:37,011	161,60	09:59:45
8	10:48,582	09:17,099	00:31,982	00:26,798	00:32,703		10:10:34
9	01:56,500	00:27,531	00:30,402	00:26,192	00:32,375	156,90	10:12:30
10	02:09,963	00:29,215	00:31,171	00:37,048	00:32,529	158,44	10:14:40
11	01:56,295	00:27,604	00:30,219	00:26,277	00:32,195	156,14	10:16:37
12	01:56,058	00:27,457	00:30,253	00:26,154	00:32,194	156,52	10:18:33
13	01:55,405	00:27,326	00:30,007	<b>00:25,870</b>	00:32,202	157,66	10:20:28

<b>43</b>	<b>LOPEZ, Luis Miguel</b>	Cuna De Campeones				
	ESP	P.Vmax: 9 T. Ideal: 01:56,538				
Lap Time	Sector 1	Sector 2	Sector 3	Sector 4	V.Max	Hour
1	START	01:03,790	00:33,460	00:28,100	00:34,042	09:47:23
2	02:00,345	00:28,085	00:31,616	00:27,289	00:33,355	157,28 09:49:24
3	01:58,642	00:27,808	00:31,149	00:26,658	00:33,027	157,66 09:51:22
4	PIT	00:27,546	00:30,680	00:26,658	00:39,659	157,28 09:53:27
5	02:18,742	00:48,996	00:30,510	00:26,559	00:32,677	09:55:45
6	01:57,748	<b>00:27,313</b>	00:30,806	00:26,595	00:33,034	160,00 09:57:43
7	01:58,489	00:27,484	00:30,480	00:27,561	00:32,964	<b>161,60</b> 09:59:42
8	01:57,947	00:27,799	00:30,758	00:26,757	00:32,633	156,90 10:01:40
9	<b>01:56,610</b>	00:27,385	<b>00:30,366</b>	<b>00:26,285</b>	<b>00:32,574</b>	156,52 10:03:36
10	02:00,343	00:29,419	00:31,103	00:26,510	00:33,311	159,21 10:05:37
11	PIT	00:27,763	00:30,824	00:26,808	00:38,558	153,19 10:07:41
12	06:03,008	04:31,677	00:31,187	00:26,777	00:33,367	10:13:44
13	01:58,656	00:28,254	00:30,881	00:26,593	00:32,928	151,40 10:15:42
14	02:01,674	00:30,776	00:30,941	00:26,743	00:33,214	151,40 10:17:44
15	01:57,709	00:27,875	00:30,519	00:26,303	00:33,012	152,11 10:19:42
16	01:59,640	00:27,833	00:30,895	00:27,036	00:33,876	152,83 10:21:41

<b>49</b>	<b>RODRIGUEZ, Izan</b>	Etg Racing				
	ESP	P.Vmax: 15 T. Ideal: 01:54,356				
Lap Time	Sector 1	Sector 2	Sector 3	Sector 4	V.Max	Hour
1	START	02:23,367	00:31,693	00:29,386	00:33,418	09:48:42
2	01:56,918	00:27,427	00:30,421	00:26,475	00:32,595	<b>160,00</b> 09:50:39
3	01:55,588	00:27,132	00:29,970	00:26,239	00:32,247	158,05 09:52:34
4	01:54,894	<b>00:26,913</b>	00:29,791	00:26,113	00:32,077	157,28 09:54:29
5	01:58,320	00:27,538	00:32,117	00:26,497	00:32,168	159,21 09:56:27
6	<b>01:54,602</b>	00:26,938	00:29,774	00:26,007	<b>00:31,883</b>	156,90 09:58:22
7	PIT	00:27,641	00:32,085	00:28,893	00:40,634	155,77 10:00:31
8	06:12,659	04:42,899	00:30,655	00:26,531	00:32,574	10:06:44
9	02:06,284	00:27,097	00:30,063	00:36,350	00:32,774	156,14 10:08:50
10	PIT	00:27,273	00:30,041	00:27,527	00:38,090	154,29 10:10:53
11	02:17,195	00:47,865	00:30,298	00:26,403	00:32,629	10:13:10
12	01:55,401	00:27,175	00:29,876	00:26,082	00:32,268	153,92 10:15:06
13	01:55,586	00:27,206	00:30,223	00:26,116	00:32,041	154,29 10:17:01
14	01:55,098	00:27,090	00:29,920	00:26,093	00:31,995	155,02 10:18:56
15	01:54,773	00:27,142	<b>00:29,637</b>	<b>00:25,923</b>	00:32,071	153,55 10:20:51

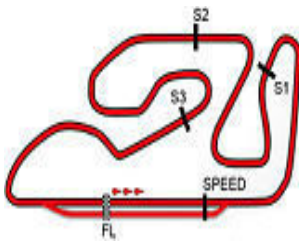
<b>46</b>	<b>LUCAS, Alvaro</b>	Mre Talent				
	ESP	P.Vmax: 13 T. Ideal: 01:54,870				
Lap Time	Sector 1	Sector 2	Sector 3	Sector 4	V.Max	Hour
1	START	01:33,290	00:33,100	00:27,211	00:33,248	09:47:51
2	01:57,347	00:27,642	00:30,644	00:26,504	00:32,557	159,21 09:49:48
3	01:56,640	00:27,121	00:30,551	00:26,314	00:32,654	160,00 09:51:45
4	01:57,364	00:27,647	00:30,508	00:26,476	00:32,733	160,00 09:53:42
5	01:57,125	00:27,819	00:30,392	00:26,341	00:32,573	157,28 09:55:39
6	01:56,778	00:27,266	00:30,394	00:26,286	00:32,832	156,52 09:57:36
7	PIT	00:27,299	00:30,466	00:26,337	00:43,061	158,82 09:59:43
8	04:56,243	03:24,883	00:31,591	00:26,603	00:33,166	10:04:39
9	01:57,322	00:27,477	00:30,586	00:26,350	00:32,909	155,77 10:06:37
10	01:56,687	00:27,358	00:30,321	00:26,307	00:32,701	156,52 10:08:33
11	01:56,138	00:27,192	00:30,205	00:26,142	00:32,599	154,65 10:10:29
12	01:56,570	00:27,235	00:30,296	00:26,279	00:32,760	156,14 10:12:26
13	01:56,026	00:27,330	00:30,048	00:26,155	00:32,493	153,92 10:14:22
14	01:55,540	00:27,292	00:30,091	00:25,987	<b>00:32,170</b>	154,29 10:16:18
15	<b>01:55,292</b>	<b>00:26,938</b>	<b>00:29,961</b>	00:25,932	00:32,461	<b>160,79</b> 10:18:13
16	01:55,412	00:27,113	00:29,963	<b>00:25,801</b>	00:32,535	156,52 10:20:08

<b>55</b>	<b>SANCHEZ, M. L.</b>	Austin R. Vhc Liqui				
	USA	P.Vmax: 1 T. Ideal: 01:55,912				
Lap Time	Sector 1	Sector 2	Sector 3	Sector 4	V.Max	Hour
1	START	01:36,030	00:33,270	00:28,384	00:33,297	09:47:55
2	01:58,279	00:28,064	00:30,741	00:26,976	00:32,498	163,64 09:49:53
3	01:58,017	00:28,052	00:30,646	00:26,872	00:32,447	164,05 09:51:51
4	01:56,909	00:27,352	00:30,528	00:26,848	00:32,181	164,89 09:53:48
5	01:56,592	00:27,325	00:30,413	00:26,581	00:32,273	<b>167,88</b> 09:55:45
6	01:57,131	00:27,412	00:30,853	00:26,581	00:32,285	164,47 09:57:42
7	01:57,740	00:27,559	00:30,473	00:26,639	00:33,069	160,00 09:59:39
8	01:59,507	00:29,504	00:31,056	00:26,788	00:32,159	155,02 10:01:39
9	01:56,538	<b>00:27,314</b>	00:30,358	00:26,560	00:32,306	162,81 10:03:36
10	PIT	00:30,733	00:32,075	00:26,923	00:41,194	158,05 10:05:46
11	08:57,115	07:24,085	00:33,380	00:27,053	00:32,597	10:14:44
12	01:56,740	00:27,536	00:30,381	00:26,600	00:32,223	159,61 10:16:40
13	01:56,519	00:27,586	00:30,193	00:26,452	00:32,288	159,21 10:18:37
14	<b>01:56,291</b>	00:27,693	<b>00:30,184</b>	<b>00:26,260</b>	<b>00:32,154</b>	159,21 10:20:33

<b>48</b>	<b>GARCIA, Andres</b>	lgaxteam				
	ESP	P.Vmax: 3 T. Ideal: 01:54,837				
Lap Time	Sector 1	Sector 2	Sector 3	Sector 4	V.Max	Hour
1	START	01:41,250	00:32,350	00:27,115	00:33,020	09:47:58
2	01:58,638	00:27,540	00:31,381	00:27,016	00:32,701	162,81 09:49:56
3	01:56,239	00:27,389	00:30,442	00:26,206	00:32,202	162,41 09:51:52
4	01:55,290	00:27,030	00:29,976	00:26,230	00:32,054	<b>164,89</b> 09:53:48

<b>57</b>	<b>FOSTER, Mason</b>	Brp Racing				
	GBR	P.Vmax: 22 T. Ideal: 01:57,261				
Lap Time	Sector 1	Sector 2	Sector 3	Sector 4	V.Max	Hour
1	START	01:48,120	00:35,297	00:29,097	00:35,401	09:48:12
2	02:05,362	00:30,012	00:32,862	00:27,966	00:34,522	156,14 09:50:17
3	02:01,811	00:28,866	00:31,833	00:27,301	00:33,811	<b>156,90</b> 09:52:19
4	02:00,321	00:28,324	00:31,404	00:27,034	00:33,559	156,52 09:54:19
5	02:01,293	00:28,354	00:32,139	00:27,251	00:33,549	156,52 09:56:21
6	02:00,547	00:28,424	00:31,615	00:27,048	00:33,460	155,40 09:58:21
7	02:00,131	00:28,356	00:31,567	00:26,900	00:33,308	154,29 10:00:21
8	02:00,144	00:28,376	00:31,522	00:26,914	00:33,332	153,92 10:02:21
9	01:58,846	00:27,997	00:30,886	00:26,699	00:33,264	154,65 10:04:20





Circuit Ricardo Tormo

Cto. de ESPAÑA de SUPERBIKE 2022

ANALYSIS / SECTORS Ent. Libre 1 Moto4

10	01:58,292	00:27,840	00:30,717	00:26,540	00:33,195	155,02	10:06:18
11	01:59,794	00:28,450	00:31,369	00:26,785	00:33,190	155,40	10:08:18
12	01:58,193	00:27,918	00:30,625	00:26,696	00:32,954	153,55	10:10:16
13	01:58,139	00:27,854	00:30,639	00:26,629	00:33,017	152,11	10:12:15
14	01:59,503	00:27,974	00:30,395	00:27,822	00:33,312	152,47	10:14:14
15	01:58,257	00:28,130	00:30,532	00:26,549	00:33,046	152,47	10:16:12
16	01:57,429	00:27,701	00:30,443	00:26,411	<b>00:32,874</b>	154,29	10:18:10
17	<b>01:57,386</b>	<b>00:27,630</b>	<b>00:30,372</b>	<b>00:26,385</b>	00:32,999	154,65	10:20:07

3	01:58,623	00:27,765	00:31,067	00:26,933	00:32,858	<b>162,41</b>	09:51:22
4	01:57,703	00:27,544	00:30,662	00:26,761	00:32,736	161,60	09:53:20
5	01:57,336	00:27,639	00:30,600	00:26,601	00:32,496	161,60	09:55:17
6	01:57,456	00:27,478	00:30,956	00:26,538	00:32,484	<b>162,41</b>	09:57:14
7	01:56,757	00:27,399	00:30,447	00:26,440	00:32,471	161,19	09:59:11
8	01:56,592	00:27,381	00:30,349	00:26,398	00:32,464	160,79	10:01:08
9	01:56,483	00:27,285	00:30,446	00:26,262	00:32,490	160,79	10:03:04
10	01:56,305	00:27,345	00:30,247	<b>00:26,240</b>	00:32,473	160,79	10:05:00
11	<b>01:55,790</b>	00:27,082	00:30,148	00:26,255	<b>00:32,305</b>	161,60	10:06:56
12	01:55,861	<b>00:26,933</b>	00:30,276	00:26,315	00:32,337	161,60	10:08:52
13	01:56,292	00:27,145	<b>00:30,087</b>	00:26,422	00:32,638	160,79	10:10:48
14	01:56,621	00:27,270	00:30,385	00:26,418	00:32,548	159,61	10:12:45
15	PIT	00:32,638	00:31,657	00:27,012	00:44,968	159,61	10:15:01
16	02:31,541	01:00,969	00:31,151	00:26,791	00:32,630		10:17:33
17	01:56,450	00:27,141	00:30,466	00:26,397	00:32,446	159,61	10:19:29
18	01:56,602	00:27,376	00:30,338	00:26,389	00:32,499	158,44	10:21:26

<b>64</b>	<b>BELLUZZO, Carmelo</b>	Etg Racing					
	ITA	P.Vmax: 25 T. Ideal: 02:00,005					
Lap	Time	Sector 1	Sector 2	Sector 3	Sector 4	V.Max	Hour
1	START	02:21,271	00:33,782	00:29,048	00:35,158		09:48:43
2	02:05,031	00:29,738	00:32,455	00:28,392	00:34,446	<b>154,65</b>	09:50:48
3	02:04,624	00:29,320	00:32,054	00:27,924	00:35,326	150,35	09:52:53
4	02:02,910	00:29,358	00:31,922	00:27,804	00:33,826	146,28	09:54:56
5	02:01,565	00:28,858	00:31,472	00:27,635	00:33,600	150,35	09:56:57
6	PIT	00:30,278	00:32,050	00:28,540	00:41,246	149,31	09:59:09
7	07:16,956	05:42,363	00:32,287	00:27,951	00:34,355		10:06:26
8	02:02,004	00:28,997	00:31,571	00:27,565	00:33,871	149,31	10:08:28
9	02:00,985	00:28,841	00:31,342	00:27,281	00:33,521	146,61	10:10:29
10	02:00,799	00:28,720	00:31,102	00:27,350	00:33,627	145,29	10:12:30
11	02:06,228	00:28,763	00:32,516	00:30,780	00:34,169	146,28	10:14:36
12	02:07,044	00:29,096	00:32,893	00:31,545	00:33,510	146,61	10:16:43
13	<b>02:00,277</b>	<b>00:28,388</b>	00:31,204	<b>00:27,226</b>	<b>00:33,459</b>	149,31	10:18:44
14	02:04,193	00:28,434	<b>00:30,932</b>	00:28,062	00:36,765	148,62	10:20:48

<b>88</b>	<b>DE MELO, Gonçalo</b>	M. Oliveira Racing T					
	POR	P.Vmax: 5 T. Ideal: 01:56,780					
Lap	Time	Sector 1	Sector 2	Sector 3	Sector 4	V.Max	Hour
1	START	01:26,330	00:33,660	00:28,150	00:33,385		09:47:45
2	02:00,459	00:28,870	00:31,539	00:27,123	00:32,927	160,00	09:49:46
3	01:58,799	00:27,951	00:30,892	00:26,904	00:33,052	160,00	09:51:45
4	01:57,674	00:27,473	00:30,661	00:26,759	00:32,781	161,19	09:53:42
5	01:57,464	00:27,388	00:30,524	00:26,767	00:32,785	<b>163,64</b>	09:55:40
6	<b>01:56,903</b>	00:27,452	<b>00:30,427</b>	00:26,556	<b>00:32,468</b>	160,00	09:57:37
7	01:57,629	<b>00:27,337</b>	00:30,829	<b>00:26,548</b>	00:32,915	161,19	09:59:34

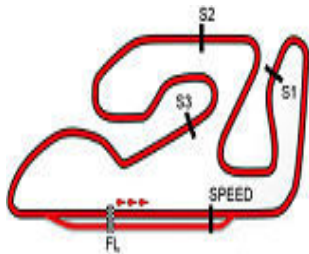
<b>70</b>	<b>KARPUSHIN, Iaroslav</b>	Austin R. Vhc Liqui					
	RUS	P.Vmax: 2 T. Ideal: 01:55,215					
Lap	Time	Sector 1	Sector 2	Sector 3	Sector 4	V.Max	Hour
1	START	01:35,625	00:33,595	00:28,015	00:33,038		09:47:54
2	01:58,458	00:27,865	00:30,626	00:26,841	00:33,126	160,00	09:49:53
3	01:57,299	00:28,085	00:30,348	00:26,448	00:32,418	160,00	09:51:50
4	01:56,043	<b>00:27,115</b>	00:30,072	00:26,756	00:32,100	<b>165,73</b>	09:53:46
5	01:56,492	00:27,172	00:30,547	00:26,447	00:32,326	163,64	09:55:42
6	01:56,117	00:27,369	00:30,324	00:26,353	<b>00:32,071</b>	159,61	09:57:38
7	02:02,500	00:27,522	00:30,166	00:31,818	00:32,994	159,21	09:59:41
8	01:56,733	00:27,490	00:30,315	00:26,434	00:32,494	158,05	10:01:38
9	01:57,676	00:27,707	00:30,316	00:27,249	00:32,404	156,90	10:03:35
10	PIT	00:30,431	00:31,744	00:26,744	00:42,202	155,77	10:05:47
11	08:56,378	07:23,470	00:32,994	00:27,473	00:32,441		10:14:43
12	01:56,350	00:27,629	00:30,328	00:26,250	00:32,143	156,52	10:16:39
13	01:56,092	00:27,493	00:30,106	00:26,355	00:32,138	157,28	10:18:35
14	<b>01:55,994</b>	00:27,574	<b>00:29,970</b>	<b>00:26,059</b>	00:32,391	156,90	10:20:31

<b>89</b>	<b>RUZ, Eric</b>	Shm44 Team					
	ESP	P.Vmax: 15 T. Ideal: 01:57,208					
Lap	Time	Sector 1	Sector 2	Sector 3	Sector 4	V.Max	Hour
1	START	01:27,770	00:32,860	00:27,808	00:33,404		09:47:46
2	02:00,537	00:29,145	00:31,262	00:27,062	00:33,068	159,21	09:49:46
3	01:58,839	00:27,917	<b>00:30,691</b>	00:27,559	00:32,672	158,05	09:51:45
4	<b>01:58,266</b>	<b>00:27,574</b>	00:31,749	<b>00:26,467</b>	<b>00:32,476</b>	<b>160,00</b>	09:53:43

<b>76</b>	<b>IBAÑEZ, Izan</b>	Shm44 Team					
	ESP	P.Vmax: 15 T. Ideal: 01:57,804					
Lap	Time	Sector 1	Sector 2	Sector 3	Sector 4	V.Max	Hour
1	START	01:28,990	00:32,760	00:27,970	00:33,803		09:47:47
2	02:01,439	00:28,456	00:32,417	00:27,431	00:33,135	157,66	09:49:49
3	01:59,300	00:27,944	00:30,954	00:27,124	00:33,278	159,21	09:51:48
4	01:58,754	00:27,764	00:30,876	00:26,998	00:33,116	156,14	09:53:47
5	01:58,284	<b>00:27,431</b>	00:31,132	00:26,841	<b>00:32,880</b>	<b>160,00</b>	09:55:45
6	<b>01:57,925</b>	00:27,509	<b>00:30,720</b>	<b>00:26,773</b>	00:32,923	159,61	09:57:43

<b>77</b>	<b>MORA, Joel</b>	H43 - Ap77					
	ESP	P.Vmax: 8 T. Ideal: 01:55,565					
Lap	Time	Sector 1	Sector 2	Sector 3	Sector 4	V.Max	Hour
1	START	01:03,390	00:33,620	00:28,100	00:33,904		09:47:23
2	02:00,403	00:28,491	00:31,646	00:27,021	00:33,245	160,79	09:49:23



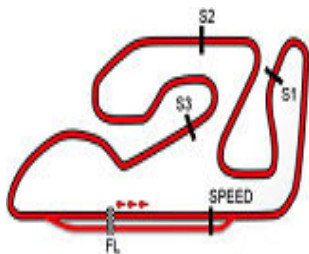


Circuit Ricardo Tormo

Cto. de ESPAÑA de SUPERBIKE 2022

Velocidades máximas Ent. Libre 1 Moto4

Nombre	Equipo/Club	Vehículo	Mejores 5 velocidades máximas					Media	Max.	
55	SANCHEZ, M. L.	Austin R. Vhc Liqui	CORSE	167,9	164,9	164,5	164,1	163,6	165,0	167,9
70	KARPUSHIN, Iaroslav	Austin R. Vhc Liqui	CORSE	165,7	163,6	160,0	160,0	159,6	161,8	165,7
48	GARCIA, Andres	Igaxteam	BEON	164,9	163,6	163,6	162,8	162,4	163,5	164,9
18	TAMBURINI, Mathias	Igaxteam	BEON	164,5	164,1	162,0	161,6	161,2	162,7	164,5
88	DE MELO, Gonçalo	M. Oliveira Racing T	BEON	163,6	161,2	161,2	160,0	160,0	161,2	163,6
17	DUPUIS, Enzo	Jeg Racing Brs	BEON	162,8	161,2	160,0	159,6	159,6	160,6	162,8
10	PIO, Gabriel	Jeg Racing Brs	BEON	162,8	160,4	158,0	157,7	156,9	159,2	162,8
77	MORA, Joel	H43 - Ap77	BEON	162,4	162,4	161,6	161,6	161,6	161,9	162,4
43	LOPEZ, Luis Miguel	Cuna De Campeones	MIR RACING	161,6	160,0	159,2	157,7	157,3	159,2	161,6
11	CANTOS, Oliver	Corse Factory Racing	CORSE	161,6	160,4	159,6	159,2	158,8	159,9	161,6
8	MIROSLAVOV, N.	Metmoto Ring Racing1	BEON	161,2	160,4	160,0	159,6	159,2	160,1	161,2
27	MICHELIN, Riccardo	Mre Talent	BEON	161,2	157,7	155,8	154,7	154,7	157,3	161,2
46	LUCAS, Alvaro	Mre Talent	BEON	160,8	160,0	160,0	159,2	158,8	159,8	160,8
5	GALAN, Ignacio	Cuna De Campeones	MIR RACING	160,4	158,4	158,4	157,7	156,9	158,4	160,4
89	RUZ, Eric	Shm44 Team	MIR RACING	160,0	159,2	158,0	157,7	156,1	158,5	160,0
76	IBAÑEZ, Izan	Shm44 Team	MIR RACING	160,0	159,6	159,2	157,7	156,1	158,5	160,0
49	RODRIGUEZ, Izan	Etg Racing	BEON	160,0	159,2	158,0	157,3	156,9	158,3	160,0
26	ENRIQUEZ, Alberto	Cuna De Campeones	MIR RACING	160,0	158,8	154,3	152,5	152,1	155,5	160,0
38	PIERONI, Tommaso	C. M. Ajevo Racing T	BEON	158,8	158,0	158,0	158,0	158,0	158,2	158,8
29	MOLINA, Adrian	Gv Stratos By Gas Do	BEON	158,8	158,0	156,9	155,0	154,7	156,7	158,8
25	PRIMAUT, Jimmy	Mecaprojets Team Ado	MIR RACING	158,0	157,7	153,6	152,1	151,8	154,6	158,0
57	FOSTER, Mason	Brp Racing	BEON	156,9	156,5	156,5	156,1	155,4	156,3	156,9
15	LLINARES, Alex	Cuna De Campeones	MIR RACING	156,5	155,4	155,0	154,7	152,8	154,9	156,5
13	VARELA, Pedro	Cuna Campeones	MIR RACING	155,0	152,8	152,8	152,8	152,5	153,2	155,0
64	BELLUZZO, Carmelo	Etg Racing	BEON	154,7	150,3	150,3	149,3	149,3	150,8	154,7
19	MOHEDANO, Lorenzo	Tom Team	MIR RACING	150,3	148,3	147,3	146,9	146,9	148,0	150,3



Circuit Ricardo Tormo

Cto. de ESPAÑA de SUPERBIKE 2022

Mejores vueltas Ent. Libre 1 Moto4

Nombre	Equipo/Club	Vehículo	Mejores vueltas						Media
49 RODRIGUEZ, Izan	Etg Racing	BEON	01:54,602	01:54,773	01:54,894	01:55,098	01:55,401	01:54,953	
48 GARCIA, Andres	Igaxteam	BEON	01:55,196	01:55,290	01:55,405	01:55,673	01:56,058	01:55,524	
18 TAMBURINI, Mathias	Igaxteam	BEON	01:55,256	01:55,832	01:55,976	01:56,331	01:57,031	01:56,085	
46 LUCAS, Alvaro	Mre Talent	BEON	01:55,292	01:55,412	01:55,540	01:56,026	01:56,138	01:55,681	
8 MIROSLAVOV, N.	Metmoto Ring Racing1	BEON	01:55,697	01:55,902	01:56,129	01:56,150	01:56,275	01:56,030	
77 MORA, Joel	H43 - Ap77	BEON	01:55,790	01:55,861	01:56,292	01:56,305	01:56,450	01:56,139	
10 PIO, Gabriel	Jeg Racing Brs	BEON	01:55,924	01:56,166	01:56,584	01:56,782	01:56,914	01:56,474	
70 KARPUSHIN, Iaroslav	Austin R. Vhc Liqui	CORSE	01:55,994	01:56,043	01:56,092	01:56,117	01:56,350	01:56,119	
11 CANTOS, Oliver	Corse Factory Racing	CORSE	01:56,093	01:56,099	01:56,187	01:56,489	01:56,605	01:56,294	
55 SANCHEZ, M. L.	Austin R. Vhc Liqui	CORSE	01:56,291	01:56,519	01:56,538	01:56,592	01:56,740	01:56,536	
43 LOPEZ, Luis Miguel	Cuna De Campeones	MIR RACING	01:56,610	01:57,709	01:57,748	01:57,947	01:58,489	01:57,700	
88 DE MELO, Gonçalo	M. Oliveira Racing T	BEON	01:56,903	01:57,464	01:57,629	01:57,674	01:58,799	01:57,693	
17 DUPUIS, Enzo	Jeg Racing Brs	BEON	01:57,051	01:57,818	01:57,917	01:58,073	01:58,343	01:57,840	
57 FOSTER, Mason	Brp Racing	BEON	01:57,386	01:57,429	01:58,139	01:58,193	01:58,257	01:57,880	
76 IBAÑEZ, Izan	Shm44 Team	MIR RACING	01:57,925	01:58,284	01:58,754	01:59,300	02:01,439	01:59,140	
38 PIERONI, Tommaso	C. M. Ajevo Racing T	BEON	01:58,156	01:58,349	01:58,413	01:58,701	01:58,921	01:58,508	
89 RUZ, Eric	Shm44 Team	MIR RACING	01:58,266	01:58,839	02:00,537			01:59,214	
29 MOLINA, Adrian	Gv Stratos By Gas Do		01:58,459	01:59,116	01:59,140	01:59,257	01:59,386	01:59,071	
5 GALAN, Ignacio	Cuna De Campeones	MIR RACING	01:58,531	01:58,725	01:58,773	01:59,324	01:59,386	01:58,947	
26 ENRIQUEZ, Alberto	Cuna De Campeones	MIR RACING	01:58,963	01:59,485	01:59,517	01:59,592	01:59,598	01:59,431	
15 LLINARES, Alex	Cuna De Campeones	MIR RACING	01:59,156	01:59,174	01:59,254	01:59,443	01:59,591	01:59,323	
13 VARELA, Pedro	Cuna Campeones	MIR RACING	01:59,456	02:00,133	02:00,199	02:00,740	02:00,745	02:00,254	
64 BELLUZZO, Carmelo	Etg Racing	BEON	02:00,277	02:00,799	02:00,985	02:01,565	02:02,004	02:01,126	
25 PRIMAUT, Jimmy	Mecaprojets Team Ado	MIR RACING	02:02,423	02:02,434	02:03,380	02:03,822	02:04,154	02:03,242	
27 MICHIELIN, Riccardo	Mre Talent	BEON	02:03,154	02:04,065	08:45,331			04:17,516	
19 MOHEDANO, Lorenzo	Tom Team	MIR RACING	02:03,222	02:03,657	02:03,732	02:03,836	02:03,842	02:03,657	

