



## Supersport ESBK LIBRES 2

### Clasificación

Nº	Piloto	Nac	Equipo	Moto	Neum	Cl.	Tiempo	Vlt.	Total	Dif.	Km/h
1	10 UNAI ORRADRE	ESP	YAMAHA MS RACING	YAMAHA MS RACING	PIRELLI	Open600	<b>1:41.928</b>	9	21	-	- 138.9
2	12 BORJA GOMEZ	ESP	CARDOSO RACING	CARDOSO RACING		Superspc	<b>1:42.122</b>	12	13	+0.194	+0.194 138.6
3	43 SIMON JESPERSEN	DEN	H43 TEAM NOBBY	H43 TEAM NOBBY	MICHELIN	Superspc	<b>1:42.153</b>	9	10	+0.225	+0.031 138.6
4	33 DANIEL VALLE	ESP	YAMAHA MS RACING	YAMAHA MS RACING	PIRELLI	Superspc	<b>1:42.210</b>	13	18	+0.282	+0.057 138.5
5	18 ALEIX VIU	ESP	EASYRACE TEAM	EASYRACE TEAM	DUNLOP	Superspc	<b>1:42.337</b>	8	8	+0.409	+0.127 138.4
6	96 DAVID SANCHIS	ESP	MRE TALENT	MRE TALENT	MICHELIN	Superspc	<b>1:42.505</b>	11	15	+0.577	+0.168 138.1
7	95 VERTTI TAKALA	FIN	KALLIO RACING	KALLIO RACING	PIRELLI	Open600	<b>1:42.648</b>	17	18	+0.720	+0.143 137.9
8	16 ALEJANDRO RUIZ	ESP	ANDOTRANS TEAM TORRENTÓ	ANDOTRANS TEAM TORRENTÓ	MICHELIN	Superspc	<b>1:42.694</b>	14	18	+0.766	+0.046 137.9
9	94 ANDRES P. GONZALEZ	ARG	EASYRACE TEAM	EASYRACE TEAM	DUNLOP	Superspc	<b>1:42.945</b>	13	14	+1.017	+0.251 137.5
10	37 MAURO GONZALEZ	ESP	MDR SPAINCIRCUITS	MDR SPAINCIRCUITS	MICHELIN	Open600	<b>1:42.947</b>	10	18	+1.019	+0.002 137.5
11	54 MICHAL BULIK	SVK	NEW2 PROJECT	NEW2 PROJECT	PIRELLI	Superspc	<b>1:43.033</b>	6	17	+1.105	+0.086 137.4
12	23 LOIC ARBEL	FRA	ANDOTRANS TEAM TORRENTÓ	ANDOTRANS TEAM TORRENTÓ	MICHELIN	Superspc	<b>1:43.097</b>	12	18	+1.169	+0.064 137.3
13	53 DANIEL GONZALEZ	ESP	SP57 RACING TEAM	SP57 RACING TEAM	MICHELIN	Open600	<b>1:43.139</b>	11	16	+1.211	+0.042 137.3
14	86 MARIO MAYOR	ESP	ANDOTRANS TEAM TORRENTÓ	ANDOTRANS TEAM TORRENTÓ	MICHELIN	Open600	<b>1:43.322</b>	18	18	+1.394	+0.183 137.0
15	85 PEDRO N. ROMERO	POR	YAMAHA GV STRATOS	YAMAHA GV STRATOS	MICHELIN	Superspc	<b>1:43.362</b>	10	17	+1.434	+0.040 137.0
16	78 ANGEL HEREDIA	ESP	MDR SPAINCIRCUITS	MDR SPAINCIRCUITS		Open600	<b>1:43.372</b>	5	15	+1.444	+0.010 137.0
17	93 MATHIAS POULSEN	DEN	MDS RACING TEAM	MDS RACING TEAM	MICHELIN	Open600	<b>1:43.407</b>	12	17	+1.479	+0.035 136.9
18	55 ALEX TOLEDO	ESP	ANTONIBARCELONA XCTECH	ANTONIBARCELONA XCTECH	DUNLOP	Superspc	<b>1:43.506</b>	6	15	+1.578	+0.099 136.8
19	50 ONDREJ VOSTATEK	CZE	GM FUEL-VRC TEAM	GM FUEL-VRC TEAM	MICHELIN	Superspc	<b>1:43.605</b>	13	18	+1.677	+0.099 136.7
20	92 NIL ROIG	ESP	SP57 RACING TEAM	SP57 RACING TEAM	MICHELIN	Superspc	<b>1:43.655</b>	3	16	+1.727	+0.050 136.6
21	52 GUILLEM ERILL	ESP	DEZA - BOX 77 RACING TEAM	DEZA - BOX 77 RACING TEAM	PIRELLI	Superspc	<b>1:43.931</b>	18	18	+2.003	+0.276 136.2
22	19 JOAN DIAZ	ESP	H43 TEAM NOBBY TALASUR	H43 TEAM NOBBY TALASUR	MICHELIN	Superspc	<b>1:43.943</b>	12	18	+2.015	+0.012 136.2
23	47 LUIS M. VERDUGO	ESP	DR7 HMAX	DR7 HMAX	MICHELIN	Open600	<b>1:44.416</b>	14	17	+2.488	+0.473 135.6
24	21 EDUARDO MONTERO	ESP	CASTROMAROTO RACING	CASTROMAROTO RACING	PIRELLI	Open600	<b>1:44.904</b>	7	15	+2.976	+0.488 135.0
25	81 FELIX NASSI	FIN	MDR SPAINCIRCUITS	MDR SPAINCIRCUITS	MICHELIN	Superspc	<b>1:45.248</b>	9	13	+3.320	+0.344 134.5
26	11 JARED KARL SCHULTZ	RSA	FIFTY MOTORSPORT	FIFTY MOTORSPORT	MICHELIN	Open600	<b>1:45.464</b>	4	17	+3.536	+0.216 134.3
27	25 JAMIE DAVIS	GBR	FIFTY MOTORSPORT	FIFTY MOTORSPORT	MICHELIN	Open600	<b>1:45.645</b>	14	15	+3.717	+0.181 134.0
28	64 DAVIDE FABBRI	ITA	H43 TEAM NOBBY	H43 TEAM NOBBY		Superspc	<b>1:45.885</b>	18	18	+3.957	+0.240 133.7
29	3 FILIP REHACEK	CZE	CARDOSO RACING	CARDOSO RACING		Open600	<b>1:45.936</b>	16	16	+4.008	+0.051 133.7
30	71 KIMI PATOVA	FIN	RAM RACING YAMAHA	RAM RACING YAMAHA	MICHELIN	Superspc	<b>1:45.969</b>	10	16	+4.041	+0.033 133.6
31	59 SERGIO JIMENEZ	ESP	I+DENT RACING TEAM	I+DENT RACING TEAM	PIRELLI	Open600	<b>1:47.089</b>	9	17	+5.161	+1.120 132.2
32	7 ZECHARIAH DZEGEDE	USA	EASYRACE TEAM	EASYRACE TEAM	DUNLOP	Open600	<b>1:48.460</b>	5	16	+6.532	+1.371 130.5

■ No salidos

97 LAURENCE EDGELEY GBR MONEX TEAM EDGE RST MONEX TEAM EDGE RST PIRELLI Superspc

Vuelta rápida: Vlt. 9 UNAI ORRADRE 1:41.928 138.9 Km/h

Estado de pista: **SECO**

Hora de publicación: .....

Director de Carrera:	Jefe de Cronometraje:
----------------------	-----------------------



## Supersport ESBK LIBRES 2


### Clasificación por Clase

Nº Piloto	Nac	Equipo	Moto	Tiempo	Vlt. Total	Dif.	Km/h
<b>Open600</b>							
1	10 UNAI ORRADRE	ESP	YAMAHA MS RACING	YAMAHA MS RACING	1:41.928	9 21	138.9
2	95 VERTTI TAKALA	FIN	KALLIO RACING	KALLIO RACING	1:42.648	17 18	+0.720 +0.720 137.9
3	37 MAURO GONZALEZ	ESP	MDR SPAINCIRCUITS	MDR SPAINCIRCUITS	1:42.947	10 18	+1.019 +0.299 137.5
4	53 DANIEL GONZALEZ	ESP	SP57 RACING TEAM	SP57 RACING TEAM	1:43.139	11 16	+1.211 +0.192 137.3
5	86 MARIO MAYOR	ESP	ANDOTRANS TEAM TORRENTÓ	ANDOTRANS TEAM TORRENTÓ	1:43.322	18 18	+1.394 +0.183 137.0
6	78 ANGEL HEREDIA	ESP	MDR SPAINCIRCUITS	MDR SPAINCIRCUITS	1:43.372	5 15	+1.444 +0.050 137.0
7	93 MATHIAS POULSEN	DEN	MDS RACING TEAM	MDS RACING TEAM	1:43.407	12 17	+1.479 +0.035 136.9
8	47 LUIS M. VERDUGO	ESP	DR7 HMAX	DR7 HMAX	1:44.416	14 17	+2.488 +1.009 135.6
9	21 EDUARDO MONTERO	ESP	CASTROMAROTO RACING	CASTROMAROTO RACING	1:44.904	7 15	+2.976 +0.488 135.0
10	11 JARED KARL SCHULTZ	RSA	FIFTY MOTORSPORT	FIFTY MOTORSPORT	1:45.464	4 17	+3.536 +0.560 134.3
11	25 JAMIE DAVIS	GBR	FIFTY MOTORSPORT	FIFTY MOTORSPORT	1:45.645	14 15	+3.717 +0.181 134.0
12	3 FILIP REHACEK	CZE	CARDOSO RACING	CARDOSO RACING	1:45.936	16 16	+4.008 +0.291 133.7
13	59 SERGIO JIMENEZ	ESP	I+DENT RACING TEAM	I+DENT RACING TEAM	1:47.089	9 17	+5.161 +1.153 132.2
14	7 ZECHARIAH DZEGEDE	USA	EASYRACE TEAM	EASYRACE TEAM	1:48.460	5 16	+6.532 +1.371 130.5
<b>Supersport</b>							
1	12 BORJA GOMEZ	ESP	CARDOSO RACING	CARDOSO RACING	1:42.122	12 13	138.6
2	43 SIMON JESPERSEN	DEN	H43 TEAM NOBBY	H43 TEAM NOBBY	1:42.153	9 10	+0.031 +0.031 138.6
3	33 DANIEL VALLE	ESP	YAMAHA MS RACING	YAMAHA MS RACING	1:42.210	13 18	+0.088 +0.057 138.5
4	18 ALEIX VIU	ESP	EASYRACE TEAM	EASYRACE TEAM	1:42.337	8 8	+0.215 +0.127 138.4
5	96 DAVID SANCHIS	ESP	MRE TALENT	MRE TALENT	1:42.505	11 15	+0.383 +0.168 138.1
6	16 ALEJANDRO RUIZ	ESP	ANDOTRANS TEAM TORRENTÓ	ANDOTRANS TEAM TORRENTÓ	1:42.694	14 18	+0.572 +0.189 137.9
7	94 ANDRES P. GONZALEZ	ARG	EASYRACE TEAM	EASYRACE TEAM	1:42.945	13 14	+0.823 +0.251 137.5
8	54 MICHAL BULIK	SVK	NEW2 PROJECT	NEW2 PROJECT	1:43.033	6 17	+0.911 +0.088 137.4
9	23 LOIC ARBEL	FRA	ANDOTRANS TEAM TORRENTÓ	ANDOTRANS TEAM TORRENTÓ	1:43.097	12 18	+0.975 +0.064 137.3
10	85 PEDRO N. ROMERO	POR	YAMAHA GV STRATOS	YAMAHA GV STRATOS	1:43.362	10 17	+1.240 +0.265 137.0
11	55 ALEX TOLEDO	ESP	ANTONIBARCELONA XCTECH	ANTONIBARCELONA XCTECH	1:43.506	6 15	+1.384 +0.144 136.8
12	50 ONDREJ VOSTATEK	CZE	GM FUEL-VRC TEAM	GM FUEL-VRC TEAM	1:43.605	13 18	+1.483 +0.099 136.7
13	92 NIL ROIG	ESP	SP57 RACING TEAM	SP57 RACING TEAM	1:43.655	3 16	+1.533 +0.050 136.6
14	52 GUILLEM ERILL	ESP	DEZA - BOX 77 RACING TEAM	DEZA - BOX 77 RACING TEAM	1:43.931	18 18	+1.809 +0.276 136.2
15	19 JOAN DIAZ	ESP	H43 TEAM NOBBY TALASUR	H43 TEAM NOBBY TALASUR	1:43.943	12 18	+1.821 +0.012 136.2
16	81 FELIX NASSI	FIN	MDR SPAINCIRCUITS	MDR SPAINCIRCUITS	1:45.248	9 13	+3.126 +1.305 134.5
17	64 DAVIDE FABBRI	ITA	H43 TEAM NOBBY	H43 TEAM NOBBY	1:45.885	18 18	+3.763 +0.637 133.7
18	71 KIMI PATOVA	FIN	RAM RACING YAMAHA	RAM RACING YAMAHA	1:45.969	10 16	+3.847 +0.084 133.6
<b>No salidos</b>							
97	LAURENCE EDGELEY	GBR	MONEX TEAM EDGE RST	MONEX TEAM EDGE RST			

Hora de publicación: .....

Estado de pista: **SECO**


Director de Carrera:	Jefe de Cronometraje:
----------------------	-----------------------



**Supersport**  
**ESBK**  
**LIBRES 2**

**Mejores tiempos de sector**


Sector 1			Sector 2		Sector 3		Pos	Nº Piloto	Vuelta Ideal	Mejor Vuelta
Pos	Nº Piloto	Tiempo	Nº Piloto	Tiempo	Nº Piloto	Tiempo				
1	10 U.ORRADRE	26.754	18 A.VIU	37.706	10 U.ORRADRE	36.797	1	10 U.ORRADRE	1:41.410	1:41.928 (1)
2	12 B.GOMEZ	27.027	12 B.GOMEZ	37.727	33 D.VALLE	36.934	2	12 B.GOMEZ	1:41.815	1:42.122 (2)
3	43 S.JESPERSEN	27.167	33 D.VALLE	37.775	43 S.JESPERSEN	37.031	3	33 D.VALLE	1:41.978	1:42.210 (4)
4	18 A.VIU	27.215	10 U.ORRADRE	37.859	12 B.GOMEZ	37.061	4	43 S.JESPERSEN	1:42.091	1:42.153 (3)
5	96 D.SANCHIS	27.219	96 D.SANCHIS	37.886	95 V.TAKALA	37.177	5	18 A.VIU	1:42.130	1:42.337 (5)
6	33 D.VALLE	27.269	43 S.JESPERSEN	37.893	37 M.GONZALEZ	37.204	6	96 D.SANCHIS	1:42.365	1:42.505 (6)
7	95 V.TAKALA	27.293	16 A.RUIZ	37.926	18 A.VIU	37.209	7	16 A.RUIZ	1:42.497	1:42.694 (8)
8	16 A.RUIZ	27.300	23 L.ARBEL	37.986	96 D.SANCHIS	37.260	8	95 V.TAKALA	1:42.519	1:42.648 (7)
9	37 M.GONZALEZ	27.343	95 V.TAKALA	38.049	92 N.ROIG	37.268	9	37 M.GONZALEZ	1:42.738	1:42.947 (10)
10	55 A.TOLED0	27.385	86 M.MAYOR	38.085	16 A.RUIZ	37.271	10	23 L.ARBEL	1:42.796	1:43.097 (12)
11	54 M.BULIK	27.389	94 A.GONZALEZ	38.105	54 M.BULIK	37.333	11	54 M.BULIK	1:42.832	1:43.033 (11)
12	23 L.ARBEL	27.395	54 M.BULIK	38.110	53 D.GONZALEZ	37.382	12	94 A.GONZALEZ	1:42.945	1:42.945 (9)
13	94 A.GONZALEZ	27.407	53 D.GONZALEZ	38.157	23 L.ARBEL	37.415	13	53 D.GONZALEZ	1:43.028	1:43.139 (13)
14	92 N.ROIG	27.441	37 M.GONZALEZ	38.191	94 A.GONZALEZ	37.433	14	93 M.POULSEN	1:43.224	1:43.407 (17)
15	53 D.GONZALEZ	27.489	85 P.ROMERO	38.205	85 P.ROMERO	37.479	15	92 N.ROIG	1:43.275	1:43.655 (20)
16	78 A.HEREDIA	27.506	93 M.POULSEN	38.225	93 M.POULSEN	37.482	16	78 A.HEREDIA	1:43.279	1:43.372 (16)
17	93 M.POULSEN	27.517	50 O.VOSTATEK	38.238	78 A.HEREDIA	37.517	17	86 M.MAYOR	1:43.286	1:43.322 (14)
18	50 O.VOSTATEK	27.523	78 A.HEREDIA	38.256	50 O.VOSTATEK	37.540	18	50 O.VOSTATEK	1:43.301	1:43.605 (19)
19	86 M.MAYOR	27.570	52 G.ERILL	38.261	55 A.TOLED0	37.620	19	85 P.ROMERO	1:43.324	1:43.362 (15)
20	19 J.DIAZ	27.613	55 A.TOLED0	38.385	86 M.MAYOR	37.631	20	55 A.TOLED0	1:43.390	1:43.506 (18)
21	81 F.NASSI	27.630	19 J.DIAZ	38.527	19 J.DIAZ	37.633	21	52 G.ERILL	1:43.727	1:43.931 (21)
22	85 P.ROMERO	27.640	47 L.VERDUGO	38.560	52 G.ERILL	37.668	22	19 J.DIAZ	1:43.773	1:43.943 (22)
23	52 G.ERILL	27.798	92 N.ROIG	38.566	47 L.VERDUGO	37.999	23	47 L.VERDUGO	1:44.376	1:44.416 (23)
24	47 L.VERDUGO	27.817	21 E.MONTERO	38.735	21 E.MONTERO	38.121	24	21 E.MONTERO	1:44.729	1:44.904 (24)
25	21 E.MONTERO	27.873	11 J.SCHULTZ	38.739	25 J.DAVIS	38.128	25	81 F.NASSI	1:44.892	1:45.248 (25)
26	64 D.FABBRI	28.119	81 F.NASSI	38.906	11 J.SCHULTZ	38.182	26	11 J.SCHULTZ	1:45.278	1:45.464 (26)
27	71 K.PATOVA	28.146	3 F.REHACEK	39.082	3 F.REHACEK	38.341	27	25 J.DAVIS	1:45.483	1:45.645 (27)
28	3 F.REHACEK	28.159	25 J.DAVIS	39.082	81 F.NASSI	38.356	28	3 F.REHACEK	1:45.582	1:45.936 (29)
29	25 J.DAVIS	28.273	71 K.PATOVA	39.122	71 K.PATOVA	38.362	29	71 K.PATOVA	1:45.630	1:45.969 (30)
30	11 J.SCHULTZ	28.357	64 D.FABBRI	39.204	64 D.FABBRI	38.496	30	64 D.FABBRI	1:45.819	1:45.885 (28)
31	59 S.JIMENEZ	28.553	59 S.JIMENEZ	39.818	59 S.JIMENEZ	38.682	31	59 S.JIMENEZ	1:47.053	1:47.089 (31)
32	7 Z.DZEGEDE	28.955	7 Z.DZEGEDE	40.017	7 Z.DZEGEDE	38.983	32	7 Z.DZEGEDE	1:47.955	1:48.460 (32)



## Supersport ESBK Después de LIBRES 2

Velocidad máxima del evento

Nº Piloto	Equipo	Moto	Clase	V.Max	Vit.	Sesión
95 VERTTI TAKALA	KALLIO RACING	KALLIO RACING	Open600	255.9	10	LIBRES 1
19 JOAN DIAZ	H43 TEAM NOBBY TALASUR	H43 TEAM NOBBY TALASUR	Supersport	254.7	13	LIBRES 1
33 DANIEL VALLE	YAMAHA MS RACING	YAMAHA MS RACING	Supersport	253.5	17	LIBRES 1
43 SIMON JESPERSEN	H43 TEAM NOBBY	H43 TEAM NOBBY	Supersport	252.9	4	LIBRES 1
53 DANIEL GONZALEZ	SP57 RACING TEAM	SP57 RACING TEAM	Open600	252.3	13	LIBRES 1
12 BORJA GOMEZ	CARDOSO RACING	CARDOSO RACING	Supersport	251.7	20	LIBRES 1
47 LUIS M. VERDUGO	DR7 HMAX	DR7 HMAX	Open600	251.7	16	LIBRES 1
10 UNAI ORRADRE	YAMAHA MS RACING	YAMAHA MS RACING	Open600	251.2	16	LIBRES 1
52 GUILLEM ERILL	DEZA - BOX 77 RACING TEAM	DEZA - BOX 77 RACING TEAM	Supersport	251.2	17	LIBRES 1
81 FELIX NASSI	MDR SPAINCIRCUITS	MDR SPAINCIRCUITS	Supersport	251.2	14	LIBRES 1
71 KIMI PATOVA	RAM RACING YAMAHA	RAM RACING YAMAHA	Supersport	250.6	14	LIBRES 1
21 EDUARDO MONTERO	CASTROMAROTO RACING	CASTROMAROTO RACING	Open600	250.0	16	LIBRES 2
64 DAVIDE FABBRI	H43 TEAM NOBBY	H43 TEAM NOBBY	Supersport	250.0	17	LIBRES 1
18 ALEIX VIU	EASYRACE TEAM	EASYRACE TEAM	Supersport	249.4	14	LIBRES 1
85 PEDRO N. ROMERO	YAMAHA GV STRATOS	YAMAHA GV STRATOS	Supersport	249.4	13	LIBRES 1
92 NIL ROIG	SP57 RACING TEAM	SP57 RACING TEAM	Supersport	249.4	15	LIBRES 2
86 MARIO MAYOR	ANDOTRANS TEAM TORRENTÓ	ANDOTRANS TEAM TORRENTÓ	Open600	248.8	12	LIBRES 2
23 LOIC ARBEL	ANDOTRANS TEAM TORRENTÓ	ANDOTRANS TEAM TORRENTÓ	Supersport	248.3	12	LIBRES 2
16 ALEJANDRO RUIZ	ANDOTRANS TEAM TORRENTÓ	ANDOTRANS TEAM TORRENTÓ	Supersport	247.7	18	LIBRES 1
55 ALEX TOLEDO	ANTONIBARCELONA XCTECH	ANTONIBARCELONA XCTECH	Supersport	247.1	15	LIBRES 1
78 ANGEL HEREDIA	MDR SPAINCIRCUITS	MDR SPAINCIRCUITS	Open600	246.6	12	LIBRES 1
37 MAURO GONZALEZ	MDR SPAINCIRCUITS	MDR SPAINCIRCUITS	Open600	246.0	4	LIBRES 2
54 MICHAL BULIK	NEW2 PROJECT	NEW2 PROJECT	Supersport	246.0	19	LIBRES 1
93 MATHIAS POULSEN	MDS RACING TEAM	MDS RACING TEAM	Open600	246.0	11	LIBRES 1
96 DAVID SANCHIS	MRE TALENT	MRE TALENT	Supersport	246.0	12	LIBRES 1
3 FILIP REHACEK	CARDOSO RACING	CARDOSO RACING	Open600	245.5	2	LIBRES 1
94 ANDRES P. GONZALEZ	EASYRACE TEAM	EASYRACE TEAM	Supersport	245.5	14	LIBRES 1
50 ONDREJ VOSTATEK	GM FUEL-VRC TEAM	GM FUEL-VRC TEAM	Supersport	244.3	14	LIBRES 1
11 JARED KARL SCHULTZ	FIFTY MOTORSPORT	FIFTY MOTORSPORT	Open600	243.2	15	LIBRES 1
25 JAMIE DAVIS	FIFTY MOTORSPORT	FIFTY MOTORSPORT	Open600	239.5	13	LIBRES 2
7 ZECHARIAH DZEGEDE	EASYRACE TEAM	EASYRACE TEAM	Open600	237.9	12	LIBRES 1
59 SERGIO JIMENEZ	I+DENT RACING TEAM	I+DENT RACING TEAM	Open600	235.8	14	LIBRES 1



## Supersport ESBK LIBRES 2

### Secuencia de vueltas rápidas

T. Sesión	Nº Piloto	Equipo	Moto	Clase	Tiempo	Km/h	Vlt.
3:41.855	<b>55 ALEX TOLEDO</b>	ANTONIBARCELONA XCTECH	ANTONIBARCELONA XCTECH	Superspor	<b>1:44.457</b>	135.5	2
3:42.713	<b>92 NIL ROIG</b>	SP57 RACING TEAM	SP57 RACING TEAM	Superspor	<b>1:43.659</b>	136.6	2
3:44.642	<b>10 UNAI ORRADRE</b>	YAMAHA MS RACING	YAMAHA MS RACING	Open600	<b>1:43.144</b>	137.3	2
3:45.418	<b>33 DANIEL VALLE</b>	YAMAHA MS RACING	YAMAHA MS RACING	Superspor	<b>1:42.887</b>	137.6	2
5:27.406	<b>10 UNAI ORRADRE</b>	YAMAHA MS RACING	YAMAHA MS RACING	Open600	<b>1:42.764</b>	137.8	3
5:49.926	<b>96 DAVID SANCHIS</b>	MRE TALENT	MRE TALENT	Superspor	<b>1:42.688</b>	137.9	3
7:10.926	<b>33 DANIEL VALLE</b>	YAMAHA MS RACING	YAMAHA MS RACING	Superspor	<b>1:42.319</b>	138.4	4
10:34.866	<b>10 UNAI ORRADRE</b>	YAMAHA MS RACING	YAMAHA MS RACING	Open600	<b>1:42.133</b>	138.6	6
12:16.989	<b>10 UNAI ORRADRE</b>	YAMAHA MS RACING	YAMAHA MS RACING	Open600	<b>1:42.123</b>	138.6	7
15:41.148	<b>10 UNAI ORRADRE</b>	YAMAHA MS RACING	YAMAHA MS RACING	Open600	<b>1:41.928</b>	138.9	9





**Supersport  
ESBK  
LIBRES 2**

**Análisis de sectores lentos (114%)**

■ Mejor Personal ■ Mejor de la sesión ■ Cruzando por el pit lane

Vlt.	Tiempo	Sector 1	Sector 2	Sector 3	Km/h	T. Sesión	Vlt.	Tiempo	Sector 1	Sector 2	Sector 3	Km/h	T. Sesión									
<b>3</b>	<b>FILIP REHACEK</b>	CZE						17	2:01.880	<b>B</b> 41.375	43.300	37.205	116.2	34:39.475								
	<b>CARDOSO RACING</b>	CARDOSO RACING						18	1:42.239	27.128	37.887	37.224	138.5	36:21.714								
1	2:11.146	<u>51.512</u>	40.455	39.179	108.0	2:11.146	19	1:41.990	26.754	38.031	37.205	138.8	38:03.704									
2	1:47.641	28.694	40.416	38.531	131.5	3:58.787	20	1:41.987	27.020	<b>37.859</b>	37.108	138.8	39:45.691									
3	1:46.619	28.450	39.554	38.615	132.8	5:45.406	21	1:42.148	27.177	38.067	36.904	138.6	41:27.839									
4	1:45.991	28.323	39.235	38.433	133.6	7:31.397								<b>11</b>	<b>JARED KARL SCHULTZ</b>	RSA						
5	1:46.170	28.485	39.184	38.501	133.4	9:17.567		<b>FIFTY MOTORSPORT</b>	<b>FIFTY MOTORSPORT</b>													
6	1:45.956	28.321	<b>39.082</b>	38.553	133.6	11:03.523	1	3:07.991	<u>1:47.432</u>	40.813	39.746	75.3	3:07.991									
7	1:46.150	28.393	39.311	38.446	133.4	12:49.673	2	1:47.287	28.796	39.781	38.710	132.0	4:55.278									
8	13:08.612	<b>B</b> <u>37.062</u>	43.448	...	18.0	25:58.285	3	1:45.607	28.372	<b>38.739</b>	38.496	134.1	6:40.885									
9	1:55.974	<u>36.580</u>	40.216	39.178	122.1	27:54.259	4	<b>1:45.464</b>	28.359	38.923	<b>38.182</b>	134.3	8:26.349									
10	1:46.657	28.719	39.490	38.448	132.8	29:40.916	5	1:55.956	<u>33.576</u>	42.898	39.482	122.1	10:22.305									
11	1:47.743	28.548	40.413	38.782	131.4	31:28.659	6	9:23.826	<b>B</b> 28.989	42.927	<u>8:11.910</u>	25.1	19:46.131									
12	1:46.884	28.615	39.513	38.756	132.5	33:15.543	7	1:56.716	<u>37.258</u>	40.157	39.301	121.3	21:42.847									
13	1:46.375	28.574	39.163	38.638	133.1	35:01.918	8	1:46.785	28.668	39.477	38.640	132.6	23:29.632									
14	1:46.510	28.661	39.508	<b>38.341</b>	132.9	36:48.428	9	1:46.065	28.359	39.295	38.411	133.5	25:15.697									
15	1:46.137	28.177	39.383	38.577	133.4	38:34.565	10	1:46.134	28.378	39.203	38.553	133.4	27:01.831									
16	<b>1:45.936</b>	<b>28.159</b>	39.226	38.551	133.7	40:20.501	11	1:46.969	28.621	39.695	38.653	132.4	28:48.800									
							12	1:46.097	<b>28.357</b>	39.197	38.543	133.5	30:34.897									
<b>7</b>	<b>ZECHARIAH DZEGEDE</b>	USA						13	3:46.476	<b>B</b> 28.455	41.927	<u>2:36.094</u>	62.5	34:21.373								
	<b>EASYPACE TEAM</b>	EASYPACE TEAM						14	1:56.386	<u>36.471</u>	40.795	39.120	121.7	36:17.759								
1	2:47.224	<u>1:25.562</u>	41.776	39.886	84.7	2:47.224	15	1:47.321	28.398	39.771	39.152	131.9	38:05.080									
2	1:48.783	29.470	40.330	<b>38.983</b>	130.2	4:36.007	16	1:46.901	28.598	39.291	39.012	132.4	39:51.981									
3	1:49.182	29.137	40.907	39.138	129.7	6:25.189	17	1:46.709	28.774	39.218	38.717	132.7	41:38.690									
4	1:48.776	<b>28.955</b>	40.789	39.032	130.2	8:13.965								<b>12</b>	<b>BORJA GOMEZ</b>	ESP						
5	<b>1:48.460</b>	29.247	<b>40.017</b>	39.196	130.5	10:02.425		<b>CARDOSO RACING</b>	<b>CARDOSO RACING</b>													
6	1:48.506	29.259	40.237	39.010	130.5	11:50.931	1	2:50.122	<u>1:31.627</u>	40.297	38.198	83.2	2:50.122									
7	1:49.739	29.136	41.022	39.581	129.0	13:40.670	2	1:43.438	27.424	38.327	37.687	136.9	4:33.560									
8	1:49.447	29.372	40.742	39.333	129.4	15:30.117	3	1:43.234	27.406	37.953	37.875	137.2	6:16.794									
9	12:03.897	<b>B</b> 29.640	43.759	...	19.6	27:34.014	4	1:43.106	27.282	38.257	37.567	137.3	7:59.900									
10	2:05.243	<u>44.022</u>	41.593	39.628	113.1	29:39.257	5	1:43.187	27.398	38.262	37.527	137.2	9:43.087									
11	1:50.890	29.930	41.415	39.545	127.7	31:30.147	6	16:24.578	<b>B</b> 27.923	39.200	...	14.4	26:07.665									
12	1:49.452	29.293	40.373	39.786	129.4	33:19.599	7	2:01.922	<u>33.855</u>	<u>47.363</u>	40.704	116.1	28:09.587									
13	1:58.573	<u>37.562</u>	41.554	39.457	119.4	35:18.172	8	1:42.428	27.222	37.920	37.286	138.2	29:52.015									
14	1:49.734	29.487	40.847	39.400	129.0	37:07.906	9	1:42.129	<b>27.027</b>	37.826	37.276	138.6	31:34.144									
15	1:49.116	29.176	40.740	39.200	129.8	38:57.022	10	1:44.857	27.421	39.943	37.493	135.0	33:19.001									
16	1:50.070	29.406	41.211	39.453	128.6	40:47.092	11	1:47.406	27.647	41.333	38.426	131.8	35:06.407									
							12	<b>1:42.122</b>	27.161	37.900	<b>37.061</b>	138.6	36:48.529									
<b>10</b>	<b>UNAI ORRADRE</b>	ESP						13	1:42.153	27.076	<b>37.727</b>	37.350	138.6	38:30.682								
	<b>YAMAHA MS RACING</b>	<b>YAMAHA MS RACING</b>													<b>16</b>	<b>ALEJANDRO RUIZ</b>	ESP					
1	2:01.498	<u>43.956</u>	39.720	37.822	116.5	2:01.498		<b>ANDOTRANS TEAM TORRENTÓ</b>	<b>ANDOTRANS TEAM TORRENTÓ</b>													
2	1:43.144	27.460	38.432	37.252	137.3	3:44.642	1	2:26.454	<u>1:08.624</u>	39.588	38.242	96.7	2:26.454									
3	1:42.764	27.078	38.878	36.808	137.8	5:27.406	2	1:43.946	27.747	38.454	37.745	136.2	4:10.400									
4	1:42.709	26.970	38.525	37.214	137.9	7:10.115	3	1:43.337	27.593	38.100	37.644	137.0	5:53.737									
5	1:42.618	27.508	38.261	36.849	138.0	8:52.733	4	1:43.075	27.340	38.163	37.572	137.4	7:36.812									
6	1:42.133	27.106	38.046	36.981	138.6	10:34.866	5	1:43.005	27.439	38.105	37.461	137.5	9:19.817									
7	1:42.123	27.239	37.950	36.934	138.6	12:16.989	6	1:43.568	27.608	38.201	37.759	136.7	11:03.385									
8	1:42.231	27.204	37.975	37.052	138.5	13:59.220	7	1:42.906	27.473	38.162	<b>37.271</b>	137.6	12:46.291									
9	<b>1:41.928</b>	27.214	37.917	<b>36.797</b>	138.9	15:41.148	8	1:43.016	27.510	37.930	37.576	137.4	14:29.307									
10	1:42.369	27.084	38.275	37.010	138.3	17:23.517	9	10:14.325	<b>B</b> 28.390	40.841	<u>9:05.094</u>	23.0	24:43.632									
11	1:43.114	27.219	38.840	37.055	137.3	19:06.631	10	1:57.186	<u>35.888</u>	41.321	39.977	120.8	26:40.818									
12	1:42.374	27.344	37.972	37.058	138.3	20:49.005	11	1:42.756	27.422	37.989	37.345	137.8	28:23.574									
13	1:42.595	27.311	38.276	37.008	138.0	22:31.600	12	1:42.880	<b>27.300</b>	38.064	37.516	137.6	30:06.454									
14	1:42.290	27.197	38.005	37.088	138.4	24:13.890	13	1:42.735	27.416	38.026	37.293	137.8	31:49.189									
15	1:42.628	27.293	38.121	37.214	138.0	25:56.518																
16	6:41.077	<u>34.785</u>	<u>55.163</u>	<u>5:11.129</u>	35.3	32:37.595																




Supersport  
ESBK  
LIBRES 2

Análisis de sectores lentos (114%)

■ Mejor Personal ■ Mejor de la sesión ■ Cruzando por el pit lane

Vlt.	Tiempo	Sector 1	Sector 2	Sector 3	Km/h	T. Sesión	Vlt.	Tiempo	Sector 1	Sector 2	Sector 3	Km/h	T. Sesión	
14	1:42.694	27.450	37.926	37.318	137.9	33:31.883								
15	1:43.025	27.359	38.195	37.471	137.4	35:14.908								
16	1:52.645	27.506	47.542	37.597	125.7	37:07.553								
17	1:43.845	27.456	38.592	37.797	136.3	38:51.398								
18	1:43.371	27.531	38.120	37.720	137.0	40:34.769								
<b>18</b>	<b>ALEX VIU</b>	EASYRACE TEAM		EASYRACE TEAM		ESP	<b>23</b>	<b>LOIC ARBEL</b>	ANDOTRANS TEAM TORRENTÓ		ANDOTRANS TEAM TORRENTÓ			FRA
1	3:17.290	2:01.371	38.296	37.623	71.8	3:17.290	1	2:29.193	1:09.707	40.518	38.968	94.9	2:29.193	
2	1:42.911	27.547	37.913	37.451	137.6	5:00.201	2	1:46.262	28.515	39.474	38.273	133.2	4:15.455	
3	1:48.380	27.340	41.716	39.324	130.6	6:48.581	3	1:44.455	27.744	38.668	38.043	135.5	5:59.910	
4	1:42.406	27.322	37.875	37.209	138.3	8:30.987	4	1:44.074	27.698	38.537	37.839	136.0	7:43.984	
5	1:42.591	27.386	37.934	37.271	138.0	10:13.578	5	1:43.884	27.691	38.470	37.723	136.3	9:27.868	
6	1:42.387	27.457	37.706	37.224	138.3	11:55.965	6	1:43.938	27.670	38.355	37.913	136.2	11:11.806	
7	1:42.881	27.391	37.934	37.556	137.6	13:38.846	7	6:09.721B	28.409	39.313	5:01.999	38.3	17:21.527	
8	1:42.337	27.215	37.774	37.348	138.4	15:21.183	8	1:53.432	34.495	40.904	38.033	124.8	19:14.959	
							9	1:43.521	27.453	38.536	37.532	136.8	20:58.480	
							10	1:44.650	27.802	38.922	37.926	135.3	22:43.130	
							11	1:43.166	27.547	38.043	37.576	137.2	24:26.296	
							12	1:43.097	27.449	38.233	37.415	137.3	26:09.393	
							13	2:00.218	28.348	50.702	41.168	117.8	28:09.611	
							14	1:43.390	27.591	38.244	37.555	136.9	29:53.001	
							15	6:26.515B	28.304	39.159	5:19.052	36.6	36:19.516	
							16	1:53.152	35.845	38.994	38.313	125.1	38:12.668	
							17	1:43.354	27.546	37.986	37.822	137.0	39:56.022	
							18	1:43.274	27.395	38.026	37.853	137.1	41:39.296	
<b>19</b>	<b>JOAN DIAZ</b>	H43 TEAM NOBBY TALASUR		H43 TEAM NOBBY TALASUR		ESP	<b>25</b>	<b>JAMIE DAVIS</b>	FIFTY MOTORSPORT		FIFTY MOTORSPORT			GBR
1	2:44.347	1:21.968	43.003	39.376	86.2	2:44.347	1	2:15.324	56.352	40.165	38.807	104.6	2:15.324	
2	1:47.307	28.863	40.045	38.399	131.9	4:31.654	2	1:46.011	28.432	39.151	38.428	133.6	4:01.335	
3	1:45.767	28.130	39.214	38.423	133.9	6:17.421	3	1:46.048	28.486	39.347	38.215	133.5	5:47.383	
4	9:11.298B	27.858	42.134	8:01.306	25.7	15:28.719	4	1:45.970	28.283	39.221	38.466	133.6	7:33.353	
5	2:01.965	38.449	44.364	39.152	116.1	17:30.684	5	1:45.932	28.362	39.298	38.272	133.7	9:19.285	
6	1:45.254	28.264	38.986	38.004	134.5	19:15.938	6	9:10.726B	37.667	40.820	7:52.239	25.7	18:30.011	
7	1:45.517	27.689	39.787	38.041	134.2	21:01.455	7	1:59.602	39.245	41.100	39.257	118.4	20:29.613	
8	1:44.522	27.814	38.867	37.841	135.5	22:45.977	8	1:47.016	28.673	39.679	38.664	132.3	22:16.629	
9	1:44.479	27.713	38.985	37.781	135.5	24:30.456	9	1:51.018	28.385	43.496	39.137	127.5	24:07.647	
10	1:50.444	28.836	43.764	37.844	128.2	26:20.900	10	1:46.268	28.440	39.425	38.403	133.2	25:53.915	
11	1:44.141	27.752	38.674	37.715	136.0	28:05.041	11	1:45.873	28.341	39.219	38.313	133.7	27:39.788	
12	1:43.943	27.644	38.600	37.699	136.2	29:48.984	12	1:59.611	38.894	41.291	39.426	118.4	29:39.399	
13	1:44.060	27.627	38.800	37.633	136.1	31:33.044	13	1:46.148	28.293	39.579	38.276	133.4	31:25.547	
14	1:45.555	27.788	39.791	37.976	134.1	33:18.599	14	1:45.645	28.435	39.082	38.128	134.0	33:11.192	
15	1:44.244	27.755	38.527	37.962	135.8	35:02.843	15	1:45.692	28.273	39.145	38.274	134.0	34:56.884	
16	1:44.381	27.867	38.847	37.667	135.6	36:47.224								
17	1:43.946	27.613	38.559	37.774	136.2	38:31.170								
18	1:43.969	27.652	38.648	37.669	136.2	40:15.139								
<b>21</b>	<b>EDUARDO MONTERO</b>	CASTROMAROTO RACING		CASTROMAROTO RACING		ESP	<b>33</b>	<b>DANIEL VALLE</b>	YAMAHA MS RACING		YAMAHA MS RACING			ESP
1	2:51.441	1:26.519	41.972	42.950	82.6	2:51.441	1	2:02.531	46.071	38.645	37.815	115.6	2:02.531	
2	1:45.984	28.539	39.026	38.419	133.6	4:37.425	2	1:42.887	27.580	38.224	37.083	137.6	3:45.418	
3	1:45.698	28.040	39.347	38.311	134.0	6:23.123	3	1:43.189	27.558	38.680	36.951	137.2	5:28.607	
4	1:46.873	27.873	40.298	38.702	132.5	8:09.996	4	1:42.319	27.342	37.884	37.093	138.4	7:10.926	
5	1:45.181	28.052	38.911	38.218	134.6	9:55.177	5	1:43.089	27.651	38.230	37.208	137.3	8:54.015	
6	1:53.114	34.115	40.088	38.911	125.2	11:48.291	6	1:42.852	27.537	38.196	37.119	137.7	10:36.867	
7	1:44.904	27.972	38.735	38.197	135.0	13:33.195	7	9:04.025B	32.033	43.261	7:48.731	26.0	19:40.892	
8	1:44.942	27.923	38.898	38.121	134.9	15:18.137	8	1:51.911	36.560	38.194	37.157	126.5	21:32.803	
9	1:54.805	29.377	45.877	39.551	123.3	17:12.942	9	1:42.522	27.681	37.775	37.066	138.1	23:15.325	
10	7:43.866B	30.380	41.450	6:32.036	30.5	24:56.808	10	1:42.496	27.423	37.974	37.099	138.1	24:57.821	
11	2:02.653	34.165	42.937	45.551	115.4	26:59.461	11	1:42.239	27.324	37.981	36.934	138.5	26:40.060	
12	1:55.615	38.003	39.090	38.522	122.5	28:55.076	12	1:42.260	27.304	37.885	37.071	138.5	28:22.320	
13	1:48.470	31.336	39.009	38.125	130.5	30:43.546	13	1:42.210	27.318	37.900	36.992	138.5	30:04.530	
14	2:30.446B	35.983	39.101	1:15.362	94.1	33:13.992	14	1:42.652	27.269	38.017	37.366	137.9	31:47.182	
15	1:58.632	37.708	42.736	38.188	119.4	35:12.624	15	1:53.355	35.401	39.756	38.198	124.9	33:40.537	




Supersport  
ESBK  
LIBRES 2

Análisis de sectores lentos (114%)

Mejor Personal Mejor de la sesión Cruzando por el pit lane

Vlt.	Tiempo	Sector 1	Sector 2	Sector 3	Km/h	T. Sesión	Vlt.	Tiempo	Sector 1	Sector 2	Sector 3	Km/h	T. Sesión	
16	1:43.031	27.560	38.242	37.229	137.4	35:23.568	<b>50</b> ONDREJ VOSTATEK CZE							
17	1:43.132	27.458	38.366	37.308	137.3	37:06.700	GM FUEL-VRC TEAM GM FUEL-VRC TEAM							
18	1:43.470	27.666	38.624	37.180	136.8	38:50.170	1	1:57.541	40.065	39.343	38.133	120.5	1:57.541	
<b>37</b> MAURO GONZALEZ ESP							2	1:44.583	28.071	38.701	37.811	135.4	3:42.124	
MDR SPAINCIRCUITS MDR SPAINCIRCUITS							3	1:44.164	27.674	38.693	37.797	135.9	5:26.288	
1	2:02.151	44.096	39.799	38.256	115.9	2:02.151	4	1:44.653	27.835	38.937	37.881	135.3	7:10.941	
2	1:44.221	27.711	38.686	37.824	135.9	3:46.372	5	1:44.153	27.834	38.703	37.616	135.9	8:55.094	
3	1:44.091	27.608	38.711	37.772	136.0	5:30.463	6	1:43.741	27.598	38.497	37.646	136.5	10:38.835	
4	1:45.316	27.343	39.854	38.119	134.4	7:15.779	7	10:23.108B	29.046	40.696	9:13.366	22.7	21:01.943	
5	1:44.391	27.793	38.970	37.628	135.6	9:00.170	8	1:49.877	33.233	38.876	37.768	128.9	22:51.820	
6	1:43.793	27.702	38.488	37.603	136.4	10:43.963	9	1:43.855	27.610	38.473	37.772	136.3	24:35.675	
7	7:33.767B	27.630	42.301	6:23.836	31.2	18:17.730	10	1:43.697	27.545	38.569	37.583	136.5	26:19.372	
8	1:51.588	33.707	40.486	37.395	126.9	20:09.318	11	1:43.665	27.640	38.343	37.682	136.6	28:03.037	
9	1:43.459	27.629	38.607	37.223	136.9	21:52.777	12	1:47.127	27.660	38.445	41.022	132.2	29:50.164	
10	1:42.947	27.533	38.210	37.204	137.5	23:35.724	13	1:43.605	27.665	38.400	37.540	136.7	31:33.769	
11	1:43.767	27.545	38.332	37.890	136.4	25:19.491	14	1:43.854	27.590	38.238	38.026	136.3	33:17.623	
12	5:00.857B	27.553	48.919	3:44.385	47.1	30:20.348	15	1:44.349	27.523	38.443	38.383	135.7	35:01.972	
13	1:48.733	32.724	38.446	37.563	130.2	32:09.081	16	1:43.964	27.769	38.497	37.698	136.2	36:45.936	
14	1:44.534	27.727	38.191	38.616	135.4	33:53.615	17	1:43.865	27.645	38.507	37.713	136.3	38:29.801	
15	1:43.519	27.660	38.400	37.459	136.8	35:37.134	18	1:43.976	27.631	38.600	37.745	136.2	40:13.777	
16	1:43.023	27.415	38.299	37.309	137.4	37:20.157	<b>52</b> GUILLEM ERILL ESP							
17	1:59.678	32.799	48.901	37.978	118.3	39:19.835	DEZA - BOX 77 RACING TEAM DEZA - BOX 77 RACING TEAM							
18	1:43.472	27.653	38.319	37.500	136.8	41:03.307	1	1:59.258	40.829	39.478	38.951	118.7	1:59.258	
<b>43</b> SIMON JESPERSEN DEN							2	1:45.308	28.332	38.767	38.209	134.5	3:44.566	
H43 TEAM NOBBY H43 TEAM NOBBY							3	2:56.369B	28.088	40.477	1:47.804	80.3	6:40.935	
1	3:07.296	1:50.090	39.010	38.196	75.6	3:07.296	4	1:52.634	34.443	39.933	38.258	125.7	8:33.569	
2	1:43.049	27.522	38.273	37.254	137.4	4:50.345	5	1:45.198	28.253	38.834	38.111	134.6	10:18.767	
3	1:42.795	27.407	38.133	37.255	137.7	6:33.140	6	1:45.536	28.250	39.072	38.214	134.2	12:04.303	
4	1:46.282	27.305	38.287	40.690	133.2	8:19.422	7	1:44.915	28.032	38.673	38.210	135.0	13:49.218	
5	14:07.281B	30.938	41.241	...	16.7	22:26.703	8	1:44.816	28.063	38.734	38.019	135.1	15:34.034	
6	1:50.375	34.529	38.511	37.335	128.3	24:17.078	9	7:26.832B	28.183	38.726	6:19.923	31.7	23:00.866	
7	1:44.453	27.167	39.609	37.677	135.6	26:01.531	10	1:51.763	34.300	39.005	38.458	126.7	24:52.629	
8	1:42.252	27.182	37.976	37.094	138.5	27:43.783	11	1:44.994	28.056	38.756	38.182	134.9	26:37.623	
9	1:42.153	27.229	37.893	37.031	138.6	29:25.936	12	1:44.650	28.058	38.415	38.177	135.3	28:22.273	
10	1:51.189	33.020	39.218	38.951	127.3	31:17.125	13	1:44.249	27.801	38.382	38.066	135.8	30:06.522	
<b>47</b> LUIS M. VERDUGO ESP							14	1:44.341	27.798	38.593	37.950	135.7	31:50.863	
DR7 HMAX DR7 HMAX							15	3:52.095B	30.736	39.198	2:42.161	61.0	35:42.958	
1	2:08.572	48.803	40.701	39.068	110.1	2:08.572	16	1:55.473	37.527	39.579	38.367	122.6	37:38.431	
2	1:45.828	28.268	39.075	38.485	133.8	3:54.400	17	1:44.384	27.946	38.600	37.838	135.6	39:22.815	
3	1:45.019	28.052	38.664	38.303	134.8	5:39.419	18	1:43.931	28.002	38.261	37.668	136.2	41:06.746	
4	1:50.475	30.693	41.354	38.428	128.2	7:29.894	<b>53</b> DANIEL GONZALEZ ESP							
5	1:44.955	28.049	38.778	38.128	134.9	9:14.849	SP57 RACING TEAM SP57 RACING TEAM							
6	1:44.594	27.910	38.560	38.124	135.4	10:59.443	1	2:07.041	48.107	40.376	38.558	111.5	2:07.041	
7	1:44.736	27.840	38.601	38.295	135.2	12:44.179	2	1:43.744	27.712	38.527	37.505	136.5	3:50.785	
8	10:41.734B	29.823	39.405	9:32.506	22.1	23:25.913	3	1:43.545	27.489	38.545	37.511	136.7	5:34.330	
9	2:01.531	43.270	39.456	38.805	116.5	25:27.444	4	10:02.875B	27.532	38.861	8:56.482	23.5	15:37.205	
10	1:45.815	27.837	38.958	39.020	133.8	27:13.259	5	1:51.710	35.053	38.900	37.757	126.7	17:28.915	
11	1:44.628	27.913	38.716	37.999	135.3	28:57.887	6	1:43.797	27.619	38.780	37.398	136.4	19:12.712	
12	1:50.824	27.904	43.272	39.648	127.8	30:48.711	7	1:43.194	27.537	38.275	37.382	137.2	20:55.906	
13	1:44.828	28.016	38.684	38.128	135.1	32:33.539	8	1:43.300	27.643	38.226	37.431	137.1	22:39.206	
14	1:44.416	27.817	38.576	38.023	135.6	34:17.955	9	5:51.171B	27.732	46.832	4:36.607	40.3	28:30.377	
15	1:44.640	27.832	38.728	38.080	135.3	36:02.595	10	1:51.897	35.200	38.970	37.727	126.5	30:22.274	
16	2:11.587B	34.977	41.212	55.398	107.6	38:14.182	11	1:43.139	27.594	38.157	37.388	137.3	32:05.413	
17	1:51.153	33.704	39.120	38.329	127.4	40:05.335	12	1:47.257	27.758	41.156	38.343	132.0	33:52.670	





Supersport  
ESBK  
LIBRES 2

Análisis de sectores lentos (114%)

Mejor Personal Mejor de la sesión Cruzando por el pit lane

Vlt.	Tiempo	Sector 1	Sector 2	Sector 3	Km/h	T. Sesión	Vlt.	Tiempo	Sector 1	Sector 2	Sector 3	Km/h	T. Sesión
13	1:43.531	27.675	38.256	37.600	136.8	35:36.201	13	2:40.368 <b>B</b>	28.912	40.738	<u>1:30.718</u>	88.3	33:09.482
14	1:43.515	27.645	38.402	37.468	136.8	37:19.716	14	2:05.497	<u>45.007</u>	41.324	39.166	112.8	35:14.979
15	1:53.426	<u>33.877</u>	41.179	38.370	124.8	39:13.142	15	1:50.225	<b>28.553</b>	42.387	39.285	128.5	37:05.204
16	1:43.821	27.717	38.257	37.847	136.4	40:56.963	16	1:48.459	29.019	40.498	38.942	130.5	38:53.663

**54** MICHAL BULIK SVK  
NEW2 PROJECT NEW2 PROJECT

1	2:00.740	<u>42.781</u>	40.073	37.886	117.3	2:00.740
2	1:44.207	27.965	38.401	37.841	135.9	3:44.947
3	1:44.941	28.111	39.122	37.708	134.9	5:29.888
4	1:43.468	27.508	38.278	37.682	136.8	7:13.356
5	1:43.416	27.761	38.184	37.471	136.9	8:56.772
6	<b>1:43.033</b>	27.590	<b>38.110</b>	<b>37.333</b>	137.4	10:39.805
7	1:46.211	27.812	40.508	37.891	133.3	12:26.016
8	8:01.420 <b>B</b>	27.939	39.460	<u>6:54.021</u>	29.4	20:27.436
9	1:53.841	<u>34.462</u>	41.279	38.100	124.4	22:21.277
10	1:43.985	28.184	38.313	37.488	136.2	24:05.262
11	1:44.756	27.821	39.350	37.585	135.2	25:50.018
12	1:43.527	27.823	38.252	37.452	136.8	27:33.545
13	1:43.570	27.839	38.206	37.525	136.7	29:17.115
14	1:43.377	27.754	38.200	37.423	137.0	31:00.492
15	1:46.304	27.880	40.045	38.379	133.2	32:46.796
16	1:51.007	28.275	42.714	40.018	127.5	34:37.803
17	1:43.937	28.044	38.376	37.517	136.2	36:21.740

**55** ALEX TOLEDO ESP  
ANTONIBARCELONA XCTECH ANTONIBARCELONA XCTECH

1	1:57.398	<u>39.603</u>	39.398	38.397	120.6	1:57.398
2	1:44.457	27.785	38.743	37.929	135.5	3:41.855
3	1:43.863	27.539	38.617	37.707	136.3	5:25.718
4	1:43.938	<b>27.385</b>	38.671	37.882	136.2	7:09.656
5	1:45.238	27.790	39.607	37.841	134.5	8:54.894
6	<b>1:43.506</b>	27.392	38.494	<b>37.620</b>	136.8	10:38.400
7	10:07.049 <b>B</b>	27.978	38.998	<u>9:00.073</u>	23.3	20:45.449
8	2:04.746	<u>33.883</u>	41.708	<u>49.155</u>	113.5	22:50.195
9	1:44.202	27.611	38.598	37.993	135.9	24:34.397
10	7:52.662 <b>B</b>	29.161	38.809	<u>6:44.692</u>	30.0	32:27.059
11	2:13.705	<u>47.924</u>	<u>47.581</u>	38.200	105.9	34:40.764
12	1:44.041	27.748	38.451	37.842	136.1	36:24.805
13	1:44.235	27.431	38.521	38.283	135.8	38:09.040
14	1:43.759	27.490	<b>38.385</b>	37.884	136.5	39:52.799
15	1:43.948	27.772	38.441	37.735	136.2	41:36.747

**59** SERGIO JIMENEZ ESP  
I+DENT RACING TEAM I+DENT RACING TEAM

1	2:10.020	<u>47.780</u>	42.269	39.971	108.9	2:10.020
2	1:49.871	29.224	41.403	39.244	128.9	3:59.891
3	1:48.990	28.721	40.970	39.299	129.9	5:48.881
4	10:09.138 <b>B</b>	29.093	40.658	<u>8:59.387</u>	23.2	15:58.019
5	1:57.016	<u>36.553</u>	41.216	39.247	121.0	17:55.035
6	1:48.692	29.064	40.272	39.356	130.3	19:43.727
7	1:47.965	28.874	40.004	39.087	131.1	21:31.692
8	1:48.183	29.220	40.098	38.865	130.9	23:19.875
9	<b>1:47.089</b>	28.578	39.829	<b>38.682</b>	132.2	25:06.964
10	1:47.248	28.618	39.822	38.808	132.0	26:54.212
11	1:47.383	28.773	39.877	38.733	131.9	28:41.595
12	1:47.519	28.700	39.956	38.863	131.7	30:29.114

**64** DAVIDE FABBRI ITA  
H43 TEAM NOBBY H43 TEAM NOBBY


1	2:03.068	<u>42.348</u>	40.910	39.810	115.0	2:03.068
2	1:47.591	28.460	40.162	38.969	131.6	3:50.659
3	1:46.807	28.484	39.651	38.672	132.6	5:37.466
4	1:47.235	28.300	40.014	38.921	132.0	7:24.701
5	1:46.679	28.477	39.439	38.763	132.7	9:11.380
6	1:46.542	28.694	39.352	<b>38.496</b>	132.9	10:57.922
7	10:28.913 <b>B</b>	30.892	<u>46.023</u>	<u>9:11.998</u>	22.5	21:26.835
8	1:57.350	<u>37.874</u>	40.279	39.197	120.7	23:24.185
9	1:47.666	28.784	40.072	38.810	131.5	25:11.851
10	1:46.927	28.549	39.539	38.839	132.4	26:58.778
11	1:46.869	28.614	39.432	38.823	132.5	28:45.647
12	1:56.972	28.591	<u>48.483</u>	39.898	121.0	30:42.619
13	1:46.607	28.319	39.431	38.857	132.8	32:29.226
14	1:46.664	28.592	39.490	38.582	132.7	34:15.890
15	1:57.079	<u>35.284</u>	42.387	39.408	120.9	36:12.969
16	1:46.831	28.564	39.605	38.662	132.5	37:59.800
17	1:46.752	28.396	39.669	38.687	132.6	39:46.552
18	<b>1:45.885</b>	<b>28.119</b>	<b>39.204</b>	38.562	133.7	41:32.437

**71** KIMI PATOVA FIN  
RAM RACING YAMAHA RAM RACING YAMAHA

1	3:09.625	<u>1:50.305</u>	40.476	38.844	74.7	3:09.625
2	1:46.878	28.917	39.588	38.373	132.5	4:56.503
3	1:46.256	28.368	39.361	38.527	133.3	6:42.759
4	1:45.971	<b>28.146</b>	39.463	<b>38.362</b>	133.6	8:28.730
5	1:46.637	28.593	39.536	38.508	132.8	10:15.367
6	6:07.011 <b>B</b>	29.629	43.301	<u>4:54.081</u>	38.6	16:22.378
7	1:52.266	<u>34.387</u>	39.387	38.492	126.1	18:14.644
8	1:46.103	28.557	<b>39.122</b>	38.424	133.4	20:00.747
9	1:46.030	28.332	39.268	38.430	133.5	21:46.777
10	<b>1:45.969</b>	28.193	39.244	38.532	133.6	23:32.746
11	1:47.199	28.716	39.573	38.910	132.1	25:19.945
12	7:53.653 <b>B</b>	28.361	43.978	<u>6:41.314</u>	29.9	33:13.598
13	1:59.483	<u>39.534</u>	41.586	38.363	118.5	35:13.081
14	1:49.094	28.197	39.572	41.325	129.8	37:02.175
15	1:47.180	28.374	40.184	38.622	132.1	38:49.355
16	1:46.850	28.228	39.449	39.173	132.5	40:36.205

**78** ANGEL HEREDIA ESP  
MDR SPAINCIRCUITS MDR SPAINCIRCUITS

1	2:03.312	<u>43.255</u>	40.629	39.428	114.8	2:03.312
2	1:46.649	28.438	39.770	38.441	132.8	3:49.961
3	1:43.894	27.551	38.456	37.887	136.3	5:33.855
4	1:43.428	27.575	38.336	<b>37.517</b>	136.9	7:17.283
5	<b>1:43.372</b>	27.511	<b>38.256</b>	37.605	137.0	9:00.655
6	8:13.302 <b>B</b>	28.765	41.003	<u>7:03.534</u>	28.7	17:13.957
7	1:54.705	<u>35.142</u>	41.110	38.453	123.4	19:08.662
8	1:44.311	27.566	38.843	37.902	135.7	20:52.973
9	1:51.405	27.886	39.128	<u>44.391</u>	127.1	22:44.378



Supersport  
ESBK  
LIBRES 2

Análisis de sectores lentos (114%)

Mejor Personal Mejor de la sesión Cruzando por el pit lane

Vlt.	Tiempo	Sector 1	Sector 2	Sector 3	Km/h	T. Sesión	Vlt.	Tiempo	Sector 1	Sector 2	Sector 3	Km/h	T. Sesión
10	5:35.008 <b>B</b>	27.543	38.459	4:29.006	42.3	28:19.386	13	1:44.424	27.889	38.577	37.958	135.6	28:52.754
11	2:04.551	37.899	42.750	43.902	113.7	30:23.937	14	1:43.896	27.714	38.308	37.874	136.3	30:36.650
12	1:43.932	27.793	38.421	37.718	136.2	32:07.869	15	5:41.947 <b>B</b>	28.404	40.793	4:32.750	41.4	36:18.597
13	4:06.816 <b>B</b>	27.506	38.307	3:01.003	57.4	36:14.685	16	1:54.293	37.266	38.948	38.079	123.9	38:12.890
14	2:00.539	42.392	39.765	38.382	117.5	38:15.224	17	1:43.431	27.715	38.085	37.631	136.9	39:56.321
15	1:47.869	27.721	38.567	41.581	131.3	40:03.093	18	1:43.322	27.570	38.095	37.657	137.0	41:39.643

**81** FELIX NASSI FIN  
MDR SPAINCIRCUITS MDR SPAINCIRCUITS

1	2:11.746	51.825	40.552	39.369	107.5	2:11.746
2	1:46.396	28.233	39.474	38.689	133.1	3:58.142
3	1:45.516	27.879	39.139	38.498	134.2	5:43.658
4	11:52.180 <b>B</b>	28.136	40.249	...	19.9	17:35.838
5	1:54.221	34.939	40.359	38.923	124.0	19:30.059
6	1:45.463	28.038	39.025	38.400	134.3	21:15.522
7	1:46.261	27.978	39.098	39.185	133.2	23:01.783
8	1:45.620	27.788	39.083	38.749	134.1	24:47.403
9	1:45.248	27.855	39.037	38.356	134.5	26:32.651
10	7:52.687 <b>B</b>	37.312	43.167	6:32.208	30.0	34:25.338
11	1:53.990	35.307	39.799	38.884	124.2	36:19.328
12	1:45.372	27.630	38.950	38.792	134.4	38:04.700
13	1:49.414	29.534	41.277	38.603	129.4	39:54.114

**85** PEDRO N. ROMERO POR  
YAMAHA GV STRATOS YAMAHA GV STRATOS

1	2:14.652	55.279	40.613	38.760	105.2	2:14.652
2	1:44.598	28.027	38.726	37.845	135.4	3:59.250
3	1:44.279	27.773	38.411	38.095	135.8	5:43.529
4	1:43.746	27.727	38.313	37.706	136.5	7:27.275
5	1:44.104	27.700	38.683	37.721	136.0	9:11.379
6	8:09.005 <b>B</b>	28.239	39.169	7:01.597	29.0	17:20.384
7	1:53.902	35.337	40.537	38.028	124.3	19:14.286
8	1:44.057	27.640	38.658	37.759	136.1	20:58.343
9	1:43.859	27.749	38.493	37.617	136.3	22:42.202
10	1:43.362	27.678	38.205	37.479	137.0	24:25.564
11	1:43.633	27.706	38.413	37.514	136.6	26:09.197
12	1:43.805	27.697	38.312	37.796	136.4	27:53.002
13	1:44.301	27.754	38.811	37.736	135.7	29:37.303
14	1:43.685	27.672	38.363	37.650	136.6	31:20.988
15	5:56.453 <b>B</b>	33.752	40.257	4:42.444	39.7	37:17.441
16	1:52.521	34.793	39.470	38.258	125.8	39:09.962
17	1:44.395	28.049	38.578	37.768	135.6	40:54.357

**86** MARIO MAYOR ESP  
ANDOTRANS TEAM TORRENTÓ ANDOTRANS TEAM TORRENTÓ

1	2:43.602	1:22.288	41.607	39.707	86.5	2:43.602
2	1:48.448	29.435	40.510	38.503	130.6	4:32.050
3	1:45.482	28.017	39.159	38.306	134.2	6:17.532
4	1:44.472	27.991	38.624	37.857	135.5	8:02.004
5	1:44.513	27.920	38.586	38.007	135.5	9:46.517
6	1:44.678	27.833	38.686	38.159	135.3	11:31.195
7	1:44.873	27.981	38.843	38.049	135.0	13:16.068
8	6:45.505 <b>B</b>	30.641	40.897	5:33.967	34.9	20:01.573
9	1:52.607	34.227	40.160	38.220	125.7	21:54.180
10	1:45.569	28.021	39.485	38.063	134.1	23:39.749
11	1:44.310	27.912	38.608	37.790	135.7	25:24.059
12	1:44.271	27.760	38.589	37.922	135.8	27:08.330

**92** NIL ROIG ESP  
SP57 RACING TEAM SP57 RACING TEAM

1	1:59.054	40.960	39.704	38.390	118.9	1:59.054
2	1:43.659	27.819	38.572	37.268	136.6	3:42.713
3	1:43.655	27.567	38.687	37.401	136.6	5:26.368
4	1:43.726	27.441	38.837	37.448	136.5	7:10.094
5	11:02.732 <b>B</b>	29.248	45.475	9:48.009	21.4	18:12.826
6	1:57.211	37.820	39.711	39.680	120.8	20:10.037
7	1:44.339	27.687	38.647	38.005	135.7	21:54.376
8	1:44.425	28.025	38.631	37.769	135.6	23:38.801
9	1:43.865	27.803	38.609	37.453	136.3	25:22.666
10	1:43.696	27.683	38.602	37.411	136.5	27:06.362
11	3:35.486 <b>B</b>	31.919	40.021	2:23.546	65.7	30:41.848
12	2:19.364 <b>B</b>	36.658	44.907	57.799	101.6	33:01.212
13	1:52.671	36.124	38.941	37.606	125.7	34:53.883
14	1:43.724	27.613	38.566	37.545	136.5	36:37.607
15	1:43.961	27.710	38.743	37.508	136.2	38:21.568
16	1:43.979	27.786	38.590	37.603	136.2	40:05.547

**93** MATHIAS POULSEN DEN  
MDS RACING TEAM MDS RACING TEAM

1	3:41.134	2:23.050	39.889	38.195	64.0	3:41.134
2	1:44.102	27.944	38.547	37.611	136.0	5:25.236
3	1:44.455	27.700	39.136	37.619	135.5	7:09.691
4	1:48.476	27.573	42.859	38.044	130.5	8:58.167
5	1:43.517	27.718	38.307	37.492	136.8	10:41.684
6	2:33.460 <b>B</b>	27.661	38.399	1:27.400	92.3	13:15.144
7	1:51.929	34.300	39.568	38.061	126.5	15:07.073
8	1:44.189	27.936	38.602	37.651	135.9	16:51.262
9	9:08.352 <b>B</b>	28.730	39.812	7:59.810	25.8	25:59.614
10	1:57.328	39.541	39.681	38.106	120.7	27:56.942
11	1:44.001	27.856	38.225	37.920	136.1	29:40.943
12	1:43.407	27.550	38.375	37.482	136.9	31:24.350
13	1:57.017	27.517	50.751	38.749	121.0	33:21.367
14	1:43.543	27.555	38.350	37.638	136.7	35:04.910
15	1:58.107	27.896	52.212	37.999	119.9	37:03.017
16	1:45.320	27.855	39.538	37.927	134.4	38:48.337
17	1:44.243	27.817	38.533	37.893	135.8	40:32.580

**94** ANDRES P. GONZALEZ ARG  
EASYPACE TEAM EASYPACE TEAM

1	3:20.589	2:01.683	40.164	38.742	70.6	3:20.589
2	1:44.191	27.845	38.575	37.771	135.9	5:04.780
3	1:44.177	27.750	38.639	37.788	135.9	6:48.957
4	1:43.401	27.434	38.344	37.623	136.9	8:32.358
5	8:54.211 <b>B</b>	27.733	39.475	7:47.003	26.5	17:26.569
6	1:54.991	36.902	39.656	38.433	123.1	19:21.560
7	1:43.881	27.585	38.332	37.964	136.3	21:05.441
8	1:43.563	27.512	38.250	37.801	136.7	22:49.004
9	1:43.696	27.649	38.264	37.783	136.5	24:32.700



## Supersport ESBK LIBRES 2

### Análisis de sectores lentos (114%)

■ Mejor Personal ■ Mejor de la sesión ■ Cruzando por el pit lane

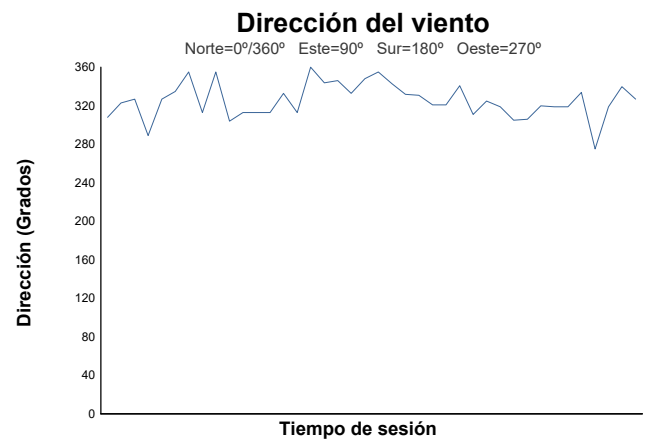
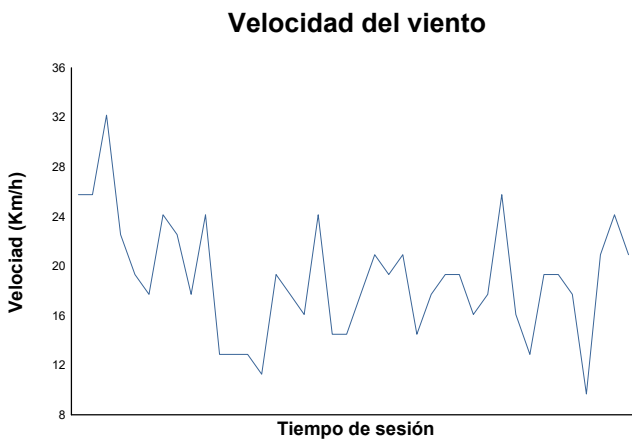
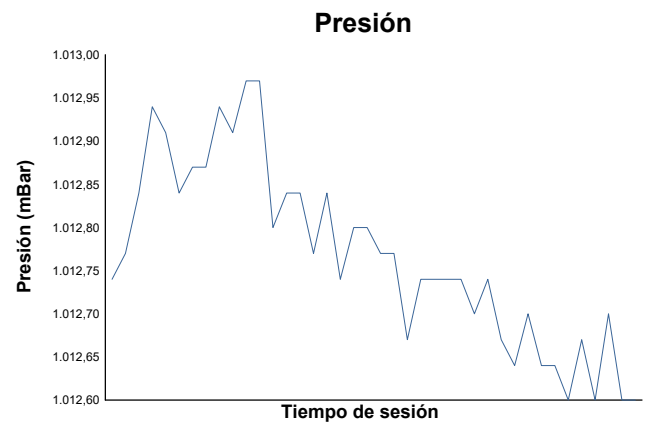
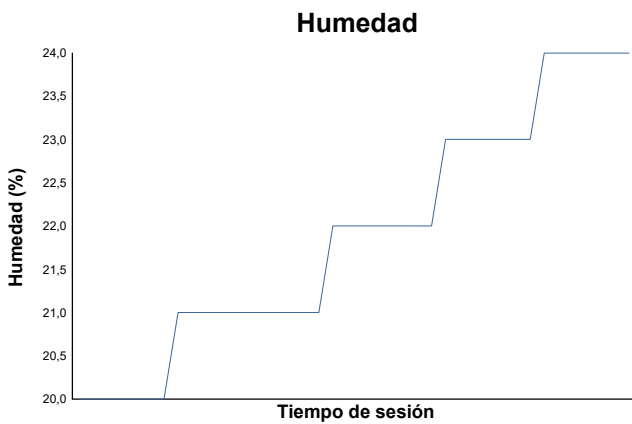
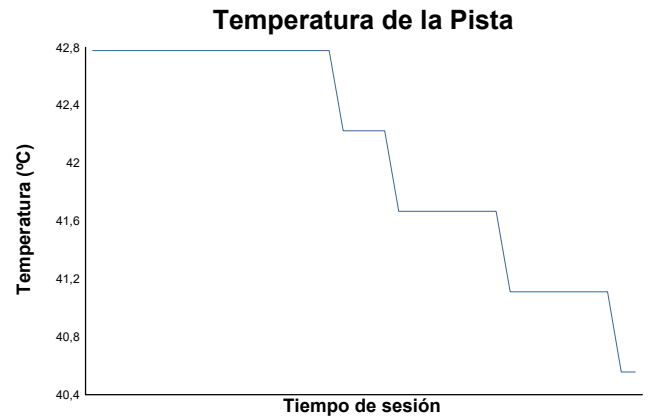
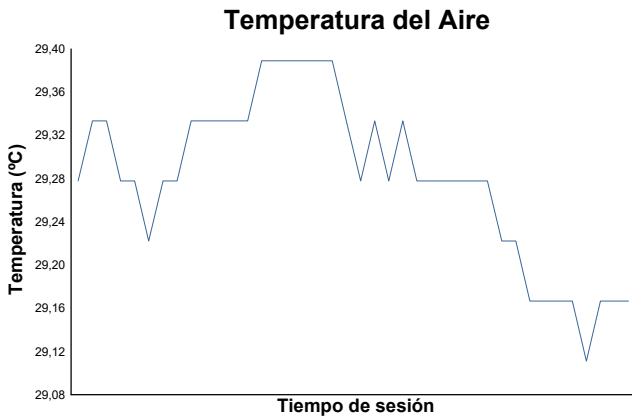
Vlt.	Tiempo	Sector 1	Sector 2	Sector 3	Km/h	T. Sesión	Vlt.	Tiempo	Sector 1	Sector 2	Sector 3	Km/h	T. Sesión
10	8:36.029 <b>B</b>	<u>33.132</u>	40.776	<u>7:22.121</u>	27.4	33:08.729							
11	2:03.435	<u>44.768</u>	40.322	38.345	114.7	35:12.164							
12	1:43.738	27.844	38.258	37.636	136.5	36:55.902							
13	<b>1:42.945</b>	<b>27.407</b>	<b>38.105</b>	<b>37.433</b>	137.5	38:38.847							
14	1:48.882	30.003	40.341	38.538	130.0	40:27.729							

95		VERTTI TAKALA		FIN		
		KALLIO RACING		KALLIO RACING		
1	6:43.483 <b>B</b>	<u>3:52.443</u>	40.235	<u>2:10.805</u>	35.1	6:43.483
2	1:52.161	<u>35.176</u>	39.020	37.965	126.2	8:35.644
3	1:43.626	27.521	38.392	37.713	136.6	10:19.270
4	1:44.309	27.967	38.616	37.726	135.7	12:03.579
5	1:43.807	27.538	38.644	37.625	136.4	13:47.386
6	1:43.207	27.447	38.341	37.419	137.2	15:30.593
7	1:43.904	28.166	38.322	37.416	136.3	17:14.497
8	1:43.237	27.354	38.319	37.564	137.1	18:57.734
9	1:43.419	27.532	38.432	37.455	136.9	20:41.153
10	6:29.374 <b>B</b>	<u>33.708</u>	40.744	<u>5:14.922</u>	36.4	27:10.527
11	1:53.665	<u>36.036</u>	39.494	38.135	124.6	29:04.192
12	1:43.710	27.493	38.448	37.769	136.5	30:47.902
13	1:43.135	27.486	38.070	37.579	137.3	32:31.037
14	1:43.294	27.500	38.368	37.426	137.1	34:14.331
15	1:43.115	27.403	38.408	37.304	137.3	35:57.446
16	1:42.928	<b>27.293</b>	38.382	37.253	137.6	37:40.374
17	<b>1:42.648</b>	27.327	<b>38.049</b>	37.272	137.9	39:23.022
18	1:42.792	27.356	38.259	<b>37.177</b>	137.7	41:05.814

96		DAVID SANCHIS		ESP		
		MRE TALENT		MRE TALENT		
1	2:23.674	<u>1:06.435</u>	39.249	37.990	98.5	2:23.674
2	1:43.564	27.870	38.201	37.493	136.7	4:07.238
3	1:42.688	27.271	37.998	37.419	137.9	5:49.926
4	1:43.188	27.305	38.274	37.609	137.2	7:33.114
5	7:14.298 <b>B</b>	27.743	39.330	<u>6:07.225</u>	32.6	14:47.412
6	1:51.210	<u>34.620</u>	38.870	37.720	127.3	16:38.622
7	1:42.724	27.404	38.040	37.280	137.8	18:21.346
8	5:42.348 <b>B</b>	27.429	38.488	<u>4:36.431</u>	41.4	24:03.694
9	1:49.222	<u>32.864</u>	38.641	37.717	129.6	25:52.916
10	1:42.582	27.369	<b>37.886</b>	37.327	138.0	27:35.498
11	<b>1:42.505</b>	<b>27.219</b>	37.896	37.390	138.1	29:18.003
12	3:44.965 <b>B</b>	27.290	38.084	<u>2:39.591</u>	62.9	33:02.968
13	1:49.952	<u>34.071</u>	38.325	37.556	128.8	34:52.920
14	1:42.623	27.426	37.937	<b>37.260</b>	138.0	36:35.543
15	1:42.988	27.372	38.160	37.456	137.5	38:18.531



**ESBK**  
**Supersport**  
**LIBRES 2**  
**Informe meteorológico**



Estado de pista: **SECO**