



# Supersport ESBK LIBRES 1

## Clasificación

Nº	Piloto	Nac	Equipo	Moto	Neum	Cl.	Tiempo	Vlt.	Total	Dif.	Km/h
1	95 VERTTI TAKALA	FIN	KALLIO RACING	KALLIO RACING	PIRELLI	Open600	1:41.426	8	15	-	139.6
2	10 UNAI ORRADRE	ESP	YAMAHA MS RACING	YAMAHA MS RACING	PIRELLI	Open600	1:41.561	9	17	+0.135	139.4
3	12 BORJA GOMEZ	ESP	CARDOSO RACING	CARDOSO RACING	Superspc		1:41.647	10	20	+0.221	139.3
4	43 SIMON JESPERSEN	DEN	H43 TEAM NOBBY	H43 TEAM NOBBY	MICHELIN	Superspc	1:41.756	8	14	+0.330	139.1
5	33 DANIEL VALLE	ESP	YAMAHA MS RACING	YAMAHA MS RACING	PIRELLI	Superspc	1:42.024	7	17	+0.598	138.8
6	18 ALEIX VIU	ESP	EASYRACE TEAM	EASYRACE TEAM	DUNLOP	Superspc	1:42.190	13	14	+0.764	138.6
7	96 DAVID SANCHIS	ESP	MRE TALENT	MRE TALENT	MICHELIN	Superspc	1:42.255	11	14	+0.829	138.5
8	16 ALEJANDRO RUIZ	ESP	ANDOTRANS TEAM TORRENTÓ	ANDOTRANS TEAM TORRENTÓ	MICHELIN	Superspc	1:42.570	10	18	+1.144	138.0
9	94 ANDRES P. GONZALEZ	ARG	EASYRACE TEAM	EASYRACE TEAM	DUNLOP	Superspc	1:42.741	15	15	+1.315	137.8
10	55 ALEX TOLEDO	ESP	ANTONIBARCELONA XCTECH	ANTONIBARCELONA XCTECH	DUNLOP	Superspc	1:42.767	11	19	+1.341	137.8
11	53 DANIEL GONZALEZ	ESP	SP57 RACING TEAM	SP57 RACING TEAM	MICHELIN	Open600	1:42.768	15	16	+1.342	137.8
12	37 MAURO GONZALEZ	ESP	MDR SPAINCIRCUITS	MDR SPAINCIRCUITS	MICHELIN	Open600	1:42.964	17	18	+1.538	137.5
13	50 ONDREJ VOSTATEK	CZE	GM FUEL-VRC TEAM	GM FUEL-VRC TEAM	MICHELIN	Superspc	1:43.097	15	19	+1.671	137.3
14	21 EDUARDO MONTERO	ESP	CASTROMAROTO RACING	CASTROMAROTO RACING	PIRELLI	Open600	1:43.134	12	14	+1.708	137.3
15	85 PEDRO N. ROMERO	POR	YAMAHA GV STRATOS	YAMAHA GV STRATOS	MICHELIN	Superspc	1:43.136	11	17	+1.710	137.3
16	54 MICHAL BULIK	SVK	NEW2 PROJECT	NEW2 PROJECT	PIRELLI	Superspc	1:43.179	20	20	+1.753	137.2
17	19 JOAN DIAZ	ESP	H43 TEAM NOBBY TALASUR	H43 TEAM NOBBY TALASUR	MICHELIN	Superspc	1:43.194	15	17	+1.768	137.2
18	78 ANGEL HEREDIA	ESP	MDR SPAINCIRCUITS	MDR SPAINCIRCUITS	Open600		1:43.198	6	14	+1.772	137.2
19	92 NIL ROIG	ESP	SP57 RACING TEAM	SP57 RACING TEAM	MICHELIN	Superspc	1:43.254	16	16	+1.828	137.1
20	86 MARIO MAYOR	ESP	ANDOTRANS TEAM TORRENTÓ	ANDOTRANS TEAM TORRENTÓ	MICHELIN	Open600	1:43.275	12	16	+1.849	137.1
21	93 MATHIAS POULSEN	DEN	MDS RACING TEAM	MDS RACING TEAM	MICHELIN	Open600	1:43.308	14	16	+1.882	137.1
22	52 GUILLEM ERILL	ESP	DEZA - BOX 77 RACING TEAM	DEZA - BOX 77 RACING TEAM	PIRELLI	Superspc	1:44.177	11	18	+2.751	135.9
23	81 FELIX NASSI	FIN	MDR SPAINCIRCUITS	MDR SPAINCIRCUITS	MICHELIN	Superspc	1:44.741	14	15	+3.315	135.2
24	25 JAMIE DAVIS	GBR	FIFTY MOTORSPORT	FIFTY MOTORSPORT	MICHELIN	Open600	1:44.838	13	14	+3.412	135.1
25	3 FILIP REHACEK	CZE	CARDOSO RACING	CARDOSO RACING	Open600		1:44.928	11	19	+3.502	134.9
26	47 LUIS M. VERDUGO	ESP	DR7 HMAX	DR7 HMAX	MICHELIN	Open600	1:45.017	16	17	+3.591	134.8
27	71 KIMI PATOVA	FIN	RAM RACING YAMAHA	RAM RACING YAMAHA	MICHELIN	Superspc	1:45.325	12	16	+3.899	134.4
28	11 JARED KARL SCHULTZ	RSA	FIFTY MOTORSPORT	FIFTY MOTORSPORT	MICHELIN	Open600	1:45.404	16	16	+3.978	134.3
29	64 DAVIDE FABBRI	ITA	H43 TEAM NOBBY	H43 TEAM NOBBY	Superspc		1:45.712	11	17	+4.286	133.9
30	59 SERGIO JIMENEZ	ESP	I+DENT RACING TEAM	I+DENT RACING TEAM	PIRELLI	Open600	1:47.625	2	17	+6.199	131.6
31	7 ZECHARIAH DZEGEDE	USA	EASYRACE TEAM	EASYRACE TEAM	DUNLOP	Open600	1:47.821	18	18	+6.395	131.3

■ Tiempo máx: 1:53.597

23	LOIC ARBEL	FRA	ANDOTRANS TEAM TORRENTÓ	ANDOTRANS TEAM TORRENTÓ	MICHELIN	Superspc		3
----	------------	-----	-------------------------	-------------------------	----------	----------	--	---

■ No salidos

97	LAURENCE EDGELEY	GBR	MONEX TEAM EDGE RST	MONEX TEAM EDGE RST	PIRELLI	Superspc		
----	------------------	-----	---------------------	---------------------	---------	----------	--	--

Vuelta rápida:	Vlt. 8	VERTTI TAKALA	1:41.426	139.6 Km/h
----------------	--------	---------------	----------	------------

Estado de pista: **SECO**

Hora de publicación: .....

Director de Carrera:	Jefe de Cronometraje:
----------------------	-----------------------



# Supersport ESBK LIBRES 1


## Clasificación por Clase

Nº Piloto	Nac	Equipo	Moto	Tiempo	Vlt. Total	Dif.	Km/h	
<b>Open600</b>								
1	95	VERTTI TAKALA	FIN	KALLIO RACING	KALLIO RACING	1:41.426	8 15	139.6
2	10	UNAI ORRADRE	ESP	YAMAHA MS RACING	YAMAHA MS RACING	1:41.561	9 17	+0.135 +0.135 139.4
3	53	DANIEL GONZALEZ	ESP	SP57 RACING TEAM	SP57 RACING TEAM	1:42.768	15 16	+1.342 +1.207 137.8
4	37	MAURO GONZALEZ	ESP	MDR SPAINCIRCUITS	MDR SPAINCIRCUITS	1:42.964	17 18	+1.538 +0.196 137.5
5	21	EDUARDO MONTERO	ESP	CASTROMAROTO RACING	CASTROMAROTO RACING	1:43.134	12 14	+1.708 +0.170 137.3
6	78	ANGEL HEREDIA	ESP	MDR SPAINCIRCUITS	MDR SPAINCIRCUITS	1:43.198	6 14	+1.772 +0.064 137.2
7	86	MARIO MAYOR	ESP	ANDOTRANS TEAM TORRENTÓ	ANDOTRANS TEAM TORRENTÓ	1:43.275	12 16	+1.849 +0.077 137.1
8	93	MATHIAS POULSEN	DEN	MDS RACING TEAM	MDS RACING TEAM	1:43.308	14 16	+1.882 +0.033 137.1
9	25	JAMIE DAVIS	GBR	FIFTY MOTORSPORT	FIFTY MOTORSPORT	1:44.838	13 14	+3.412 +1.530 135.1
10	3	FILIP REHACEK	CZE	CARDOSO RACING	CARDOSO RACING	1:44.928	11 19	+3.502 +0.090 134.9
11	47	LUIS M. VERDUGO	ESP	DR7 HMAX	DR7 HMAX	1:45.017	16 17	+3.591 +0.089 134.8
12	11	JARED KARL SCHULTZ	RSA	FIFTY MOTORSPORT	FIFTY MOTORSPORT	1:45.404	16 16	+3.978 +0.387 134.3
13	59	SERGIO JIMENEZ	ESP	I+DENT RACING TEAM	I+DENT RACING TEAM	1:47.625	2 17	+6.199 +2.221 131.6
14	7	ZECHARIAH DZEGEDE	USA	EASYRACE TEAM	EASYRACE TEAM	1:47.821	18 18	+6.395 +0.196 131.3
<b>Supersport</b>								
1	12	BORJA GOMEZ	ESP	CARDOSO RACING	CARDOSO RACING	1:41.647	10 20	139.3
2	43	SIMON JESPERSEN	DEN	H43 TEAM NOBBY	H43 TEAM NOBBY	1:41.756	8 14	+0.109 +0.109 139.1
3	33	DANIEL VALLE	ESP	YAMAHA MS RACING	YAMAHA MS RACING	1:42.024	7 17	+0.377 +0.268 138.8
4	18	ALEIX VIU	ESP	EASYRACE TEAM	EASYRACE TEAM	1:42.190	13 14	+0.543 +0.166 138.6
5	96	DAVID SANCHIS	ESP	MRE TALENT	MRE TALENT	1:42.255	11 14	+0.608 +0.065 138.5
6	16	ALEJANDRO RUIZ	ESP	ANDOTRANS TEAM TORRENTÓ	ANDOTRANS TEAM TORRENTÓ	1:42.570	10 18	+0.923 +0.315 138.0
7	94	ANDRES P. GONZALEZ	ARG	EASYRACE TEAM	EASYRACE TEAM	1:42.741	15 15	+1.094 +0.171 137.8
8	55	ALEX TOLEDO	ESP	ANTONIBARCELONA XCTECH	ANTONIBARCELONA XCTECH	1:42.767	11 19	+1.120 +0.026 137.8
9	50	ONDREJ VOSTATEK	CZE	GM FUEL-VRC TEAM	GM FUEL-VRC TEAM	1:43.097	15 19	+1.450 +0.330 137.3
10	85	PEDRO N. ROMERO	POR	YAMAHA GV STRATOS	YAMAHA GV STRATOS	1:43.136	11 17	+1.489 +0.039 137.3
11	54	MICHAL BULIK	SVK	NEW2 PROJECT	NEW2 PROJECT	1:43.179	20 20	+1.532 +0.043 137.2
12	19	JOAN DIAZ	ESP	H43 TEAM NOBBY TALASUR	H43 TEAM NOBBY TALASUR	1:43.194	15 17	+1.547 +0.015 137.2
13	92	NIL ROIG	ESP	SP57 RACING TEAM	SP57 RACING TEAM	1:43.254	16 16	+1.607 +0.060 137.1
14	52	GUILLEM ERILL	ESP	DEZA - BOX 77 RACING TEAM	DEZA - BOX 77 RACING TEAM	1:44.177	11 18	+2.530 +0.923 135.9
15	81	FELIX NASSI	FIN	MDR SPAINCIRCUITS	MDR SPAINCIRCUITS	1:44.741	14 15	+3.094 +0.564 135.2
16	71	KIMI PATOVA	FIN	RAM RACING YAMAHA	RAM RACING YAMAHA	1:45.325	12 16	+3.678 +0.584 134.4
17	64	DAVIDE FABBRI	ITA	H43 TEAM NOBBY	H43 TEAM NOBBY	1:45.712	11 17	+4.065 +0.387 133.9
■ <b>Tiempo máx: 1:53.597</b>								
23	LOIC ARBEL	FRA	ANDOTRANS TEAM TORRENTÓ	ANDOTRANS TEAM TORRENTÓ			3	
■ <b>No salidos</b>								
97	LAURENCE EDGELEY	GBR	MONEX TEAM EDGE RST	MONEX TEAM EDGE RST				

Estado de pista: **SECO**

Hora de publicación: .....

Director de Carrera:	Jefe de Cronometraje:



**Supersport**  
**ESBK**  
**LIBRES 1**

**Mejores tiempos de sector**


Sector 1			Sector 2		Sector 3				Vuelta	Mejor
Pos	Nº Piloto	Tiempo	Nº Piloto	Tiempo	Nº Piloto	Tiempo	Pos	Nº Piloto	Ideal	Vuelta
1	95 V.TAKALA	26.872	12 B.GOMEZ	37.594	10 U.ORRADRE	36.743	1	95 V.TAKALA	1:41.368	1:41.426 (1)
2	10 U.ORRADRE	26.939	95 V.TAKALA	37.699	95 V.TAKALA	36.797	2	10 U.ORRADRE	1:41.553	1:41.561 (2)
3	43 S.JESPERSEN	27.019	18 A.VIU	37.731	43 S.JESPERSEN	36.900	3	12 B.GOMEZ	1:41.585	1:41.647 (3)
4	12 B.GOMEZ	27.023	33 D.VALLE	37.804	33 D.VALLE	36.960	4	43 S.JESPERSEN	1:41.742	1:41.756 (4)
5	18 A.VIU	27.182	43 S.JESPERSEN	37.823	12 B.GOMEZ	36.968	5	33 D.VALLE	1:41.948	1:42.024 (5)
6	33 D.VALLE	27.184	96 D.SANCHIS	37.836	16 A.RUIZ	37.026	6	18 A.VIU	1:42.000	1:42.190 (6)
7	96 D.SANCHIS	27.203	10 U.ORRADRE	37.871	18 A.VIU	37.087	7	96 D.SANCHIS	1:42.142	1:42.255 (7)
8	94 A.GONZALEZ	27.287	55 A.TOLED0	37.924	96 D.SANCHIS	37.103	8	55 A.TOLED0	1:42.548	1:42.767 (10)
9	53 D.GONZALEZ	27.291	86 M.MAYOR	37.976	92 N.ROIG	37.156	9	16 A.RUIZ	1:42.554	1:42.570 (8)
10	78 A.HEREDIA	27.298	21 E.MONTERO	38.037	53 D.GONZALEZ	37.173	10	94 A.GONZALEZ	1:42.741	1:42.741 (9)
11	55 A.TOLED0	27.304	94 A.GONZALEZ	38.090	19 J.DIAZ	37.284	11	53 D.GONZALEZ	1:42.768	1:42.768 (11)
12	50 O.VOSTATEK	27.307	78 A.HEREDIA	38.149	55 A.TOLED0	37.320	12	78 A.HEREDIA	1:42.804	1:43.198 (18)
13	16 A.RUIZ	27.344	37 M.GONZALEZ	38.167	85 P.ROMERO	37.331	13	37 M.GONZALEZ	1:42.964	1:42.964 (12)
14	37 M.GONZALEZ	27.394	16 A.RUIZ	38.184	78 A.HEREDIA	37.357	14	19 J.DIAZ	1:42.966	1:43.194 (17)
15	92 N.ROIG	27.426	50 O.VOSTATEK	38.202	94 A.GONZALEZ	37.364	15	50 O.VOSTATEK	1:42.968	1:43.097 (13)
16	19 J.DIAZ	27.458	85 P.ROMERO	38.212	93 M.POULSEN	37.370	16	85 P.ROMERO	1:43.047	1:43.136 (15)
17	54 M.BULIK	27.478	19 J.DIAZ	38.224	54 M.BULIK	37.373	17	54 M.BULIK	1:43.086	1:43.179 (16)
18	85 P.ROMERO	27.504	54 M.BULIK	38.235	37 M.GONZALEZ	37.403	18	92 N.ROIG	1:43.095	1:43.254 (19)
19	86 M.MAYOR	27.547	53 D.GONZALEZ	38.304	50 O.VOSTATEK	37.459	19	21 E.MONTERO	1:43.096	1:43.134 (14)
20	93 M.POULSEN	27.560	93 M.POULSEN	38.351	21 E.MONTERO	37.496	20	86 M.MAYOR	1:43.209	1:43.275 (20)
21	21 E.MONTERO	27.563	52 G.ERILL	38.446	86 M.MAYOR	37.686	21	93 M.POULSEN	1:43.281	1:43.308 (21)
22	81 F.NASSI	27.687	92 N.ROIG	38.513	52 G.ERILL	37.704	22	52 G.ERILL	1:43.930	1:44.177 (22)
23	52 G.ERILL	27.780	3 F.REHACEK	38.715	3 F.REHACEK	37.829	23	3 F.REHACEK	1:44.642	1:44.928 (25)
24	47 L.VERDUGO	28.016	11 J.SCHULTZ	38.804	25 J.DAVIS	37.854	24	81 F.NASSI	1:44.716	1:44.741 (23)
25	71 K.PATOVA	28.036	81 F.NASSI	38.810	64 D.FABBRI	38.092	25	25 J.DAVIS	1:44.828	1:44.838 (24)
26	25 J.DAVIS	28.061	47 L.VERDUGO	38.844	71 K.PATOVA	38.098	26	47 L.VERDUGO	1:44.967	1:45.017 (26)
27	3 F.REHACEK	28.098	25 J.DAVIS	38.913	47 L.VERDUGO	38.107	27	11 J.SCHULTZ	1:45.134	1:45.404 (28)
28	64 D.FABBRI	28.114	71 K.PATOVA	39.097	11 J.SCHULTZ	38.157	28	71 K.PATOVA	1:45.231	1:45.325 (27)
29	11 J.SCHULTZ	28.173	64 D.FABBRI	39.131	81 F.NASSI	38.219	29	64 D.FABBRI	1:45.337	1:45.712 (29)
30	59 S.JIMENEZ	28.566	59 S.JIMENEZ	39.987	7 Z.DZEGEDE	38.707	30	59 S.JIMENEZ	1:47.297	1:47.625 (30)
31	7 Z.DZEGEDE	28.897	7 Z.DZEGEDE	40.180	59 S.JIMENEZ	38.744	31	7 Z.DZEGEDE	1:47.784	1:47.821 (31)
32	23 L.ARBEL	29.943	23 L.ARBEL	41.479	23 L.ARBEL	40.067	32	23 L.ARBEL	1:51.489	



## Supersport ESBK Después de LIBRES 1

Velocidad máxima del evento

Nº Piloto	Equipo	Moto	Clase	V.Max	Vit.	Sesión
95 VERTTI TAKALA	KALLIO RACING	KALLIO RACING	Open600	255.9	10	LIBRES 1
19 JOAN DIAZ	H43 TEAM NOBBY TALASUR	H43 TEAM NOBBY TALASUR	Supersport	254.7	13	LIBRES 1
33 DANIEL VALLE	YAMAHA MS RACING	YAMAHA MS RACING	Supersport	253.5	17	LIBRES 1
43 SIMON JESPERSEN	H43 TEAM NOBBY	H43 TEAM NOBBY	Supersport	252.9	4	LIBRES 1
53 DANIEL GONZALEZ	SP57 RACING TEAM	SP57 RACING TEAM	Open600	252.3	13	LIBRES 1
12 BORJA GOMEZ	CARDOSO RACING	CARDOSO RACING	Supersport	251.7	20	LIBRES 1
47 LUIS M. VERDUGO	DR7 HMAX	DR7 HMAX	Open600	251.7	16	LIBRES 1
10 UNAI ORRADRE	YAMAHA MS RACING	YAMAHA MS RACING	Open600	251.2	16	LIBRES 1
52 GUILLEM ERILL	DEZA - BOX 77 RACING TEAM	DEZA - BOX 77 RACING TEAM	Supersport	251.2	17	LIBRES 1
81 FELIX NASSI	MDR SPAINCIRCUITS	MDR SPAINCIRCUITS	Supersport	251.2	14	LIBRES 1
71 KIMI PATOVA	RAM RACING YAMAHA	RAM RACING YAMAHA	Supersport	250.6	14	LIBRES 1
64 DAVIDE FABBRI	H43 TEAM NOBBY	H43 TEAM NOBBY	Supersport	250.0	17	LIBRES 1
18 ALEIX VIU	EASYRACE TEAM	EASYRACE TEAM	Supersport	249.4	14	LIBRES 1
21 EDUARDO MONTERO	CASTROMAROTO RACING	CASTROMAROTO RACING	Open600	249.4	5	LIBRES 1
85 PEDRO N. ROMERO	YAMAHA GV STRATOS	YAMAHA GV STRATOS	Supersport	249.4	13	LIBRES 1
92 NIL ROIG	SP57 RACING TEAM	SP57 RACING TEAM	Supersport	248.8	7	LIBRES 1
16 ALEJANDRO RUIZ	ANDOTRANS TEAM TORRENTÓ	ANDOTRANS TEAM TORRENTÓ	Supersport	247.7	18	LIBRES 1
55 ALEX TOLEDO	ANTONIBARCELONA XCTECH	ANTONIBARCELONA XCTECH	Supersport	247.1	15	LIBRES 1
78 ANGEL HEREDIA	MDR SPAINCIRCUITS	MDR SPAINCIRCUITS	Open600	246.6	12	LIBRES 1
54 MICHAL BULIK	NEW2 PROJECT	NEW2 PROJECT	Supersport	246.0	19	LIBRES 1
93 MATHIAS POULSEN	MDS RACING TEAM	MDS RACING TEAM	Open600	246.0	11	LIBRES 1
96 DAVID SANCHIS	MRE TALENT	MRE TALENT	Supersport	246.0	12	LIBRES 1
3 FILIP REHACEK	CARDOSO RACING	CARDOSO RACING	Open600	245.5	2	LIBRES 1
94 ANDRES P. GONZALEZ	EASYRACE TEAM	EASYRACE TEAM	Supersport	245.5	14	LIBRES 1
37 MAURO GONZALEZ	MDR SPAINCIRCUITS	MDR SPAINCIRCUITS	Open600	244.9	17	LIBRES 1
50 ONDREJ VOSTATEK	GM FUEL-VRC TEAM	GM FUEL-VRC TEAM	Supersport	244.3	14	LIBRES 1
86 MARIO MAYOR	ANDOTRANS TEAM TORRENTÓ	ANDOTRANS TEAM TORRENTÓ	Open600	244.3	13	LIBRES 1
11 JARED KARL SCHULTZ	FIFTY MOTORSPORT	FIFTY MOTORSPORT	Open600	243.2	15	LIBRES 1
7 ZECHARIAH DZEGEDE	EASYRACE TEAM	EASYRACE TEAM	Open600	237.9	12	LIBRES 1
25 JAMIE DAVIS	FIFTY MOTORSPORT	FIFTY MOTORSPORT	Open600	237.4	4	LIBRES 1
59 SERGIO JIMENEZ	I+DENT RACING TEAM	I+DENT RACING TEAM	Open600	235.8	14	LIBRES 1
23 LOIC ARBEL	ANDOTRANS TEAM TORRENTÓ	ANDOTRANS TEAM TORRENTÓ	Supersport	232.8	4	LIBRES 1



Supersport  
ESBK  
LIBRES 1

Secuencia de vueltas rápidas

T. Sesión	Nº Piloto	Equipo	Moto	Clase	Tiempo	Km/h	Vlt.
3:47.729	<b>52</b> GUILLEM ERILL	DEZA - BOX 77 RACING TEAM	DEZA - BOX 77 RACING TEAM	Superspor	<b>1:46.338</b>	133.1	2
3:49.371	<b>10</b> UNAI ORRADRE	YAMAHA MS RACING	YAMAHA MS RACING	Open600	<b>1:43.389</b>	136.9	2
5:00.820	<b>18</b> ALEIX VIU	EASYRACE TEAM	EASYRACE TEAM	Superspor	<b>1:43.339</b>	137.0	2
5:45.257	<b>12</b> BORJA GOMEZ	CARDOSO RACING	CARDOSO RACING	Superspor	<b>1:42.645</b>	137.9	3
7:19.624	<b>33</b> DANIEL VALLE	YAMAHA MS RACING	YAMAHA MS RACING	Superspor	<b>1:42.468</b>	138.2	4
11:03.619	<b>12</b> BORJA GOMEZ	CARDOSO RACING	CARDOSO RACING	Superspor	<b>1:42.103</b>	138.7	6
18:31.426	<b>33</b> DANIEL VALLE	YAMAHA MS RACING	YAMAHA MS RACING	Superspor	<b>1:42.024</b>	138.8	7
20:00.932	<b>10</b> UNAI ORRADRE	YAMAHA MS RACING	YAMAHA MS RACING	Open600	<b>1:41.962</b>	138.9	8
20:52.023	<b>12</b> BORJA GOMEZ	CARDOSO RACING	CARDOSO RACING	Superspor	<b>1:41.885</b>	139.0	9
21:26.323	<b>95</b> VERTTI TAKALA	KALLIO RACING	KALLIO RACING	Open600	<b>1:41.792</b>	139.1	7
21:42.493	<b>10</b> UNAI ORRADRE	YAMAHA MS RACING	YAMAHA MS RACING	Open600	<b>1:41.561</b>	139.4	9
23:07.749	<b>95</b> VERTTI TAKALA	KALLIO RACING	KALLIO RACING	Open600	<b>1:41.426</b>	139.6	8














### Supersport ESBK LIBRES 1

### Análisis de sectores lentos

■ Mejor Personal   ■ Mejor de la sesión   ■ Cruzando por el pit lane

Vlt.	Tiempo	Sector 1	Sector 2	Sector 3	Km/h	T. Sesión
7	9:59.677 B	39.062	39.883	8:40.732	23.6	20:58.731
8	1:58.807	37.553	42.039	39.215	119.2	22:57.538
9	1:43.823	27.666	38.346	37.811	136.4	24:41.361
10	1:43.604	<b>27.298</b>	38.590	37.716	136.7	26:24.965
11	1:58.294	27.652	42.260	48.382	119.7	28:23.259
12	8:41.760 B	27.791	40.018	7:33.951	27.1	37:05.019
13	1:56.439	37.008	40.205	39.226	121.6	39:01.458
14	1:44.335	27.769	38.596	37.970	135.7	40:45.793

<b>81 FELIX NASSI</b> FIN						
MDR SPAINCIRCUITS			MDR SPAINCIRCUITS			
1	2:37.439	1:17.341	40.736	39.362	89.9	2:37.439
2	1:46.898	28.230	39.809	38.859	132.5	4:24.337
3	1:46.768	28.213	39.758	38.797	132.6	6:11.105
4	1:45.878	28.079	39.284	38.515	133.7	7:56.983
5	1:49.056	28.293	38.814	41.949	129.8	9:46.039
6	1:46.114	28.057	39.402	38.655	133.4	11:32.153
7	9:23.043 B	28.039	42.633	8:12.371	25.1	20:55.196
8	1:55.266	35.282	40.713	39.271	122.8	22:50.462
9	1:46.225	28.144	39.422	38.659	133.3	24:36.687
10	1:45.898	28.001	39.194	38.703	133.7	26:22.585
11	8:03.186 B	28.109	38.987	6:56.090	29.3	34:25.771
12	1:57.196	35.223	43.111	38.862	120.8	36:22.967
13	1:45.438	27.889	39.252	38.297	134.3	38:08.405
14	<b>1:44.741</b>	27.712	<b>38.810</b>	<b>38.219</b>	135.2	39:53.146
15	1:45.141	<b>27.687</b>	39.034	38.420	134.7	41:38.287

<b>85 PEDRO N. ROMERO</b> POR						
YAMAHA GV STRATOS			YAMAHA GV STRATOS			
1	2:12.187	52.850	40.599	38.738	107.1	2:12.187
2	1:45.120	28.244	38.982	37.894	134.7	3:57.307
3	1:45.330	27.985	39.281	38.064	134.4	5:42.637
4	1:44.969	27.796	39.491	37.682	134.9	7:27.606
5	1:43.732	27.610	38.328	37.794	136.5	9:11.338
6	1:43.958	27.721	38.448	37.789	136.2	10:55.296
7	8:37.355 B	33.101	39.128	7:25.126	27.4	19:32.651
8	1:54.679	35.445	39.339	39.895	123.5	21:27.330
9	1:43.430	27.587	38.276	37.567	136.9	23:10.760
10	1:43.430	27.663	38.289	37.478	136.9	24:54.190
11	<b>1:43.136</b>	<b>27.504</b>	38.301	<b>37.331</b>	137.3	26:37.326
12	1:43.473	27.784	<b>38.212</b>	37.477	136.8	28:20.799
13	5:48.545 B	27.641	39.386	4:41.518	40.6	34:09.344
14	1:53.825	36.444	39.367	38.014	124.4	36:03.169
15	1:43.544	27.714	38.383	37.447	136.7	37:46.713
16	1:46.582	29.078	39.650	37.854	132.8	39:33.295
17	1:43.427	27.540	38.232	37.655	136.9	41:16.722


<b>86 MARIO MAYOR</b> ESP						
ANDOTRANS TEAM TORRENTÓ			ANDOTRANS TEAM TORRENTÓ			
1	3:28.678	2:08.910	40.616	39.152	67.8	3:28.678
2	1:45.846	28.248	39.252	38.346	133.8	5:14.524
3	1:45.314	28.167	38.986	38.161	134.4	6:59.838
4	1:44.697	27.968	38.838	37.891	135.2	8:44.535
5	1:44.214	27.679	38.482	38.053	135.9	10:28.749
6	1:44.392	27.783	38.663	37.946	135.6	12:13.141
7	1:44.171	27.681	38.599	37.891	135.9	13:57.312
8	6:05.180 B	30.040	42.067	4:53.073	38.8	20:02.492

Vlt.	Tiempo	Sector 1	Sector 2	Sector 3	Km/h	T. Sesión
9	1:50.032	32.862	39.099	38.071	128.7	21:52.524
10	1:43.588	27.578	38.324	<b>37.686</b>	136.7	23:36.112
11	1:43.699	<b>27.547</b>	38.454	37.698	136.5	25:19.811
12	<b>1:43.275</b>	27.593	<b>37.976</b>	37.706	137.1	27:03.086
13	1:44.289	27.745	38.602	37.942	135.8	28:47.375
14	8:05.775 B	28.129	40.824	6:56.822	29.1	36:53.150
15	1:59.535	40.321	40.340	38.874	118.4	38:52.685
16	1:44.092	27.726	38.487	37.879	136.0	40:36.777

<b>92 NIL ROIG</b> ESP						
SP57 RACING TEAM			SP57 RACING TEAM			
1	2:12.751	53.067	40.643	39.041	106.7	2:12.751
2	6:52.479 B	29.187	39.835	5:43.457	34.3	9:05.230
3	2:02.295	44.911	39.263	38.121	115.8	11:07.525
4	1:45.003	27.920	39.068	38.015	134.8	12:52.528
5	1:44.370	27.940	38.843	37.587	135.7	14:36.898
6	1:43.959	27.637	38.919	37.403	136.2	16:20.857
7	6:24.789 B	27.582	39.169	5:18.038	36.8	22:45.646
8	2:08.885	40.700	40.725	47.460	109.9	24:54.531
9	1:44.174	27.831	38.855	37.488	135.9	26:38.705
10	1:43.885	27.603	38.709	37.573	136.3	28:22.590
11	1:54.310	27.631	41.909	44.770	123.9	30:16.900
12	3:53.869 B	29.278	39.019	2:45.572	60.5	34:10.769
13	1:52.632	35.432	39.475	37.725	125.7	36:03.401
14	1:44.069	27.677	38.855	37.537	136.1	37:47.470
15	1:43.553	27.596	38.801	<b>37.156</b>	136.7	39:31.023
16	<b>1:43.254</b>	<b>27.426</b>	<b>38.513</b>	37.315	137.1	41:14.277

<b>93 MATHIAS POULSEN</b> DEN						
MDS RACING TEAM			MDS RACING TEAM			
1	2:35.739	1:15.934	40.899	38.906	90.9	2:35.739
2	1:46.107	28.427	39.368	38.312	133.4	4:21.846
3	1:45.133	28.154	38.925	38.054	134.7	6:06.979
4	1:44.930	28.058	39.077	37.795	134.9	7:51.909
5	1:45.093	28.090	39.154	37.849	134.7	9:37.002
6	1:45.281	27.933	39.221	38.127	134.5	11:22.283
7	1:44.639	27.947	38.747	37.945	135.3	13:06.922
8	12:51.802 B	28.881	40.002	...	18.3	25:58.724
9	1:55.952	37.463	40.133	38.356	122.1	27:54.676
10	1:44.656	27.928	39.036	37.692	135.3	29:39.332
11	1:44.018	27.756	38.480	37.782	136.1	31:23.350
12	1:44.014	27.717	38.927	<b>37.370</b>	136.1	33:07.364
13	1:43.620	27.667	<b>38.351</b>	37.602	136.6	34:50.984
14	<b>1:43.308</b>	<b>27.560</b>	<b>38.368</b>	37.380	137.1	36:34.292
15	1:45.549	28.070	39.345	38.134	134.1	38:19.841
16	1:45.853	28.120	39.152	38.581	133.8	40:05.694

<b>94 ANDRES P. GONZALEZ</b> ARG						
EASYRACE TEAM			EASYRACE TEAM			
1	3:18.878	2:00.630	39.861	38.387	71.2	3:18.878
2	1:46.144	28.505	39.235	38.404	133.4	5:05.022
3	1:45.190	28.131	39.061	37.998	134.6	6:50.212
4	1:44.669	27.896	38.747	38.026	135.3	8:34.881
5	1:44.562	27.783	38.686	38.093	135.4	10:19.443
6	5:46.489 B	31.557	41.100	4:33.832	40.9	16:05.932
7	1:56.223	38.154	39.592	38.477	121.8	18:02.155
8	1:44.393	27.852	38.816	37.725	135.6	19:46.548



## Supersport ESBK LIBRES 1

### Análisis de sectores lentos

■ Mejor Personal ■ Mejor de la sesión B Cruzando por el pit lane

Vlt.	Tiempo	Sector 1	Sector 2	Sector 3	Km/h	T. Sesión	Vlt.	Tiempo	Sector 1	Sector 2	Sector 3	Km/h	T. Sesión
9	1:43.783	27.601	38.462	37.720	136.4	21:30.331							
10	1:47.368	28.912	39.803	38.653	131.9	23:17.699							
11	1:44.048	27.715	38.411	37.922	136.1	25:01.747							
12	6:38.937 B	28.004	40.533	5:30.400	35.5	31:40.684							
13	1:53.606	37.117	38.752	37.737	124.6	33:34.290							
14	1:43.645	27.624	38.558	37.463	136.6	35:17.935							
15	1:42.741	27.287	38.090	37.364	137.8	37:00.676							

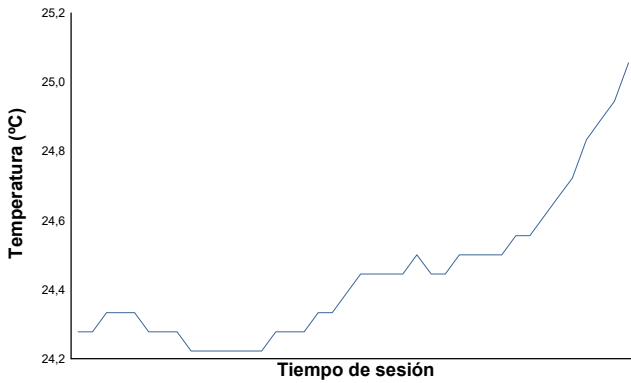
95		VERTTI TAKALA					FIN	
		KALLIO RACING					KALLIO RACING	
1	7:50.591 B	53.534	42.970	6:14.087	30.1	7:50.591		
2	2:07.161	50.970	38.601	37.590	111.3	9:57.752		
3	1:42.442	27.340	38.079	37.023	138.2	11:40.194		
4	1:43.058	27.405	38.357	37.296	137.4	13:23.252		
5	4:19.279 B	27.289	38.278	3:13.712	54.6	17:42.531		
6	2:02.000	45.737	38.901	37.362	116.1	19:44.531		
7	1:41.792	27.127	37.749	36.916	139.1	21:26.323		
8	1:41.426	26.872	37.699	36.855	139.6	23:07.749		
9	1:41.724	27.015	37.912	36.797	139.2	24:49.473		
10	7:05.567 B	27.078	38.554	5:59.935	33.3	31:55.040		
11	2:07.321	51.142	38.913	37.266	111.2	34:02.361		
12	1:47.079	27.002	41.153	38.924	132.2	35:49.440		
13	1:47.028	29.339	40.049	37.640	132.3	37:36.468		
14	1:50.013	27.254	44.988	37.771	128.7	39:26.481		
15	1:41.994	27.059	37.912	37.023	138.8	41:08.475		

96		DAVID SANCHIS					ESP	
		MRE TALENT					MRE TALENT	
1	2:51.808	1:31.112	41.655	39.041	82.4	2:51.808		
2	1:43.716	27.680	38.426	37.610	136.5	4:35.524		
3	1:43.342	27.518	38.327	37.497	137.0	6:18.866		
4	6:36.802 B	29.864	39.867	5:27.071	35.7	12:55.668		
5	1:51.756	34.870	39.168	37.718	126.7	14:47.424		
6	1:42.614	27.409	38.041	37.164	138.0	16:30.038		
7	1:42.536	27.370	37.931	37.235	138.1	18:12.574		
8	6:24.264 B	28.501	40.051	5:15.712	36.8	24:36.838		
9	1:51.580	34.361	39.437	37.782	126.9	26:28.418		
10	1:42.602	27.462	37.836	37.304	138.0	28:11.020		
11	1:42.255	27.203	37.949	37.103	138.5	29:53.275		
12	6:42.727 B	29.207	39.853	5:33.667	35.2	36:36.002		
13	1:49.127	33.237	38.441	37.449	129.7	38:25.129		
14	1:42.377	27.220	38.048	37.109	138.3	40:07.506		

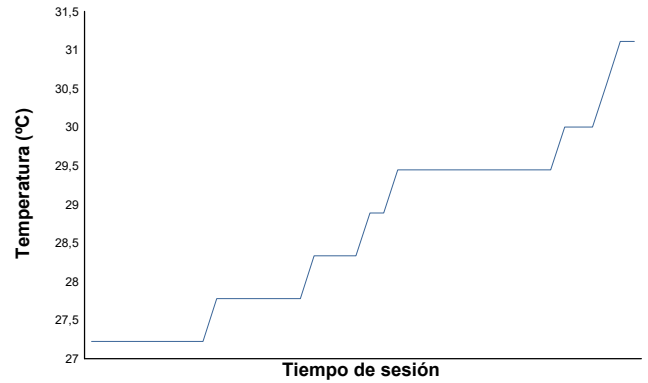


**ESBK**  
Supersport  
LIBRES 1  
Informe meteorológico

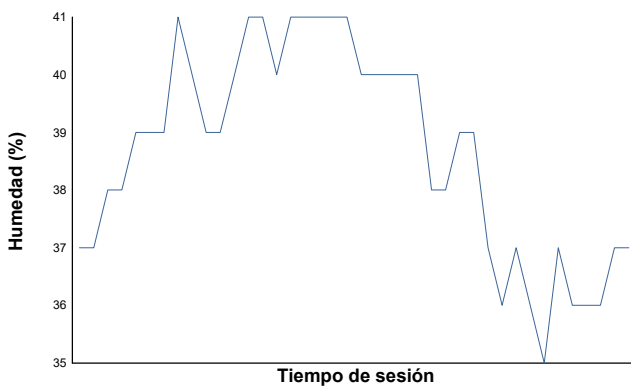
**Temperatura del Aire**



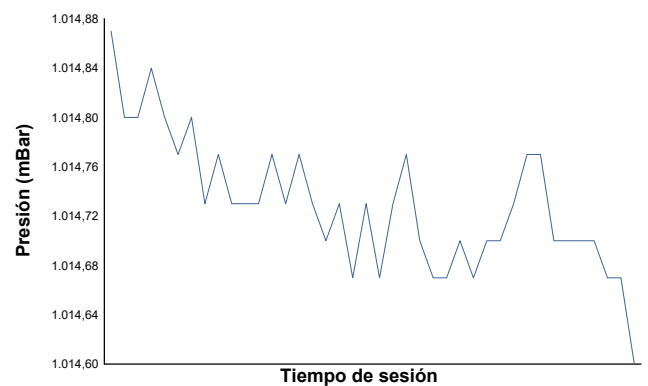
**Temperatura de la Pista**



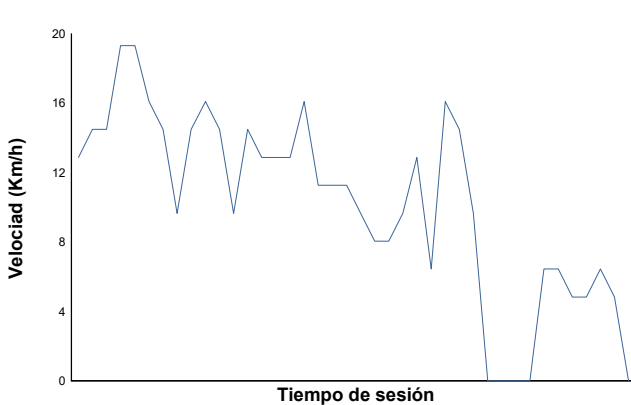
**Humedad**



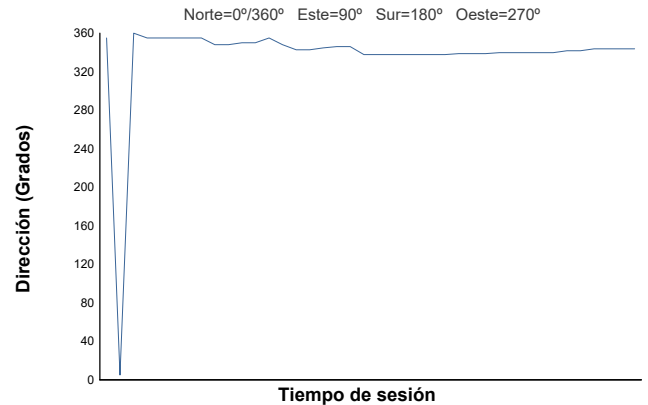
**Presión**



**Velocidad del viento**



**Dirección del viento**



Estado de pista: **SECO**