



Supersport

ESBK CIRCUIT DE BARCELONA-CATALUNYA

Entrenamiento Cronometrado

Classification

No	Rider	Nat	Team	Bike	Tires	Cl.	Time	Lap	Total	Gap	Kph
1	33 Daniel VALLE	ESP	YAMAHA MS RACING	YAMAHA	PIRELLI	Superspo	1:45.788	11	11	-	158.5
2	18 Aleix VIU	ESP	EASYRACE TEAM	YAMAHA	DUNLOP	Superspo	1:46.042	4	6	+0.254	158.1
3	10 Unai ORRADRE	ESP	YAMAHA MS RACING	YAMAHA	PIRELLI	Open60C	1:46.105	5	5	+0.317	158.0
4	43 Simon JESPERSEN	DNK	H43 TEAM NOBBY	YAMAHA	MICHELIN	Superspo	1:46.390	9	9	+0.602	157.6
5	12 Borja GOMEZ	ESP	CARDOSO RACING	YAMAHA	MICHELIN	Superspo	1:46.398	10	13	+0.610	157.6
6	96 David SANCHIS	ESP	MRE TALENT	YAMAHA	MICHELIN	Superspo	1:46.405	8	15	+0.617	157.6
7	39 Borja QUERO	ESP	I+DENT RACING TEAM	YAMAHA	PIRELLI	Superspo	1:46.516	7	11	+0.728	157.4
8	52 Guillem ERILL	ESP	DEZA - BOX77 RACING TEAM	KAWASAKI	PIRELLI	Superspo	1:46.568	11	13	+0.780	157.3
9	54 Michal BULIK	SVK	NEW2 PROJECT	YAMAHA	PIRELLI	Superspo	1:46.777	12	14	+0.989	157.0
10	55 Alex TOLEDO	ESP	ANTONIBARCELONA XCTECH	YAMAHA	DUNLOP	Superspo	1:46.810	11	13	+1.022	157.0
11	16 Alejandro RUIZ	ESP	ANDOTRANS TEAM TORRENTÓ	YAMAHA	MICHELIN	Superspo	1:46.814	12	13	+1.026	157.0
12	19 Joan DIAZ	ESP	H43 TEAM NOBBY TALASUR	YAMAHA	MICHELIN	Superspo	1:46.826	10	13	+1.038	156.9
13	23 Loic ARBEL	FRA	ANDOTRANS TEAM TORRENTÓ	YAMAHA	MICHELIN	Superspo	1:46.938	12	12	+1.150	156.8
14	50 Ondrej VOSTATEK	CZE	GM FUEL-VRC TEAM	YAMAHA	MICHELIN	Superspo	1:47.014	2	14	+1.226	156.7
15	74 Ludovic CAUCHI	FRA	TEAM MRS	YAMAHA	PIRELLI	Open60C	1:47.064	10	12	+1.276	156.6
16	93 Mathias POULSEN	DNK	MDS RACING TEAM	HONDA	MICHELIN	Open60C	1:47.169	3	13	+1.381	156.4
17	38 Juan RODRIGUEZ	ESP	YAMAHA 77 TALASUR	YAMAHA	MICHELIN	Superspo	1:47.203	14	14	+1.415	156.4
18	85 Pedro N. ROMERO	PRT	YAMAHA GV STRATOS	YAMAHA	MICHELIN	Superspo	1:47.236	3	10	+1.448	156.3
19	37 Mauro GONZALEZ	ESP	MDR SPAINCIRCUITS	YAMAHA		Open60C	1:47.321	11	13	+1.533	156.2
20	78 Angel HEREDIA	ESP	MDR SPAINCIRCUITS	YAMAHA		Open60C	1:47.356	13	13	+1.568	156.2
21	47 Luis M. VERDUGO	ESP	DR7 HMAX	YAMAHA	MICHELIN	Open60C	1:47.384	5	12	+1.596	156.1
22	92 Nil ROIG	ESP	SP57 RACING TEAM	YAMAHA	MICHELIN	Superspo	1:47.512	12	14	+1.724	155.9
23	71 Kimi PATOVA	FIN	RAM RACING YAMAHA	YAMAHA	MICHELIN	Superspo	1:47.569	13	13	+1.781	155.9
24	21 Eduardo MONTERO	ESP	CASTROMAROTO RACING	YAMAHA	PIRELLI	Open60C	1:47.631	7	10	+1.843	155.8
25	24 Matthieu GREGORIO	FRA	TECH SOLUTIONS	YAMAHA	PIRELLI	Open60C	1:47.634	5	9	+1.846	155.8
26	86 Mario MAYOR	ESP	ANDOTRANS TEAM TORRENTÓ	YAMAHA	MICHELIN	Open60C	1:47.822	6	12	+2.034	155.5
27	94 Andres P. GONZALEZ	ARG	EASYRACE TEAM	YAMAHA	DUNLOP	Superspo	1:47.855	4	14	+2.067	155.4
28	5 Thomas STRUDWICK	GBR	MONEX TEAM EDGE RST	YAMAHA	PIRELLI	Superspo	1:47.904	2	3	+2.116	155.4
29	25 Jamie DAVIS	GBR	FIFTY MOTORSPORT	YAMAHA	MICHELIN	Open60C	1:47.905	7	11	+2.117	155.4
30	3 Filip REHACEK	CZE	CARDOSO RACING	YAMAHA	MICHELIN	Open60C	1:47.925	12	12	+2.137	155.3
31	57 Kenny KOSKINEN	FIN	KALLIO RACING JUNIOR TEAM	YAMAHA	MICHELIN	Superspo	1:48.030	14	14	+2.242	155.2
32	11 Jared K. SCHULTZ	ZAF	FIFTY MOTORSPORT	YAMAHA	MICHELIN	Open60C	1:48.070	11	13	+2.282	155.1
33	53 Daniel GONZALEZ	ESP	SP57 RACING TEAM	YAMAHA	MICHELIN	Open60C	1:48.209	11	13	+2.421	154.9
34	91 Mihail FLOROV	BGR	YAMAHA GV STRATOS	YAMAHA	MICHELIN	Open60C	1:48.526	7	12	+2.738	154.5
35	81 Felix NASSI	FIN	MDR SPAINCIRCUITS	YAMAHA	MICHELIN	Superspo	1:49.461	7	13	+3.673	153.2
36	20 Danny RAAVAD	DNK	MDS RACING TEAM	YAMAHA	MICHELIN	Open60C	1:49.510	14	16	+3.722	153.1
37	56 Marius HENRY	FRA	TECH SOLUTIONS	YAMAHA	PIRELLI	Open60C	1:49.609	10	14	+3.821	153.0
38	64 Davide FABBRI	ITA	H43 TEAM NOBBY	YAMAHA		Superspo	1:49.653	7	12	+3.865	152.9
39	73 Pedro M. DA SILVA	PRT	STAND OS PUTOS RACING TEAM	YAMAHA	DUNLOP	Open60C	1:50.998	4	15	+5.210	151.0
40	8 Vasco CORREIA	PRT	TEAM MOTO CLUBE LOUIE CONCELHO	KAWASAKI	DUNLOP	Open60C	1:52.163	11	12	+6.375	149.5
41	7 Zechariah Kwame DZEGEDE	USA	EASYRACE TEAM	YAMAHA	DUNLOP	Open60C	1:52.674	11	13	+6.886	148.8
42	77 Andrea SIBAJA	ESP	DEZA - BOX 77 RACING TEAM	KAWASAKI		Open60C	1:53.456	4	14	+7.668	147.8

Fastest Lap: Lap 11 Daniel VALLE **1:45.788** 158.5 Kph



Supersport
ESBK CIRCUIT DE BARCELONA-CATALUNYA
Entrenamiento Cronometrado

Classification

No Rider	Nat	Team	Bike	Tires	Cl.	Time	Lap Total	Gap	Kph
----------	-----	------	------	-------	-----	------	-----------	-----	-----

Track Status: **DRY**

Published at:

<p>Race Director:</p>	<p>Timekeeper: Denís del Pozo López 565410-B</p>
------------------------------	---



Supersport

ESBK CIRCUIT DE BARCELONA-CATALUNYA

Entrenamiento Cronometrado

Classification by Class

No Rider	Nat	Team	Bike	Time	Lap Total	Gap	Kph
Open600							
1	10	Unai ORRADRE	ESP YAMAHA MS RACING	YAMAHA	1:46.105	5 5	
2	74	Ludovic CAUCHI	FRA TEAM MRS	YAMAHA	1:47.064	10 12	+0.959 +0.959
3	93	Mathias POULSEN	DNK MDS RACING TEAM	HONDA	1:47.169	3 13	+1.064 +0.105
4	37	Mauro GONZALEZ	ESP MDR SPAINCIRCUITS	YAMAHA	1:47.321	11 13	+1.216 +0.152
5	78	Angel HEREDIA	ESP MDR SPAINCIRCUITS	YAMAHA	1:47.356	13 13	+1.251 +0.035
6	47	Luis M. VERDUGO	ESP DR7 HMAX	YAMAHA	1:47.384	5 12	+1.279 +0.028
7	21	Eduardo MONTERO	ESP CASTROMAROTO RACING	YAMAHA	1:47.631	7 10	+1.526 +0.247
8	24	Mathieu GREGORIO	FRA TECH SOLUTIONS	YAMAHA	1:47.634	5 9	+1.529 +0.003
9	86	Mario MAYOR	ESP ANDOTRANS TEAM TORRENTÓ	YAMAHA	1:47.822	6 12	+1.717 +0.188
10	25	Jamie DAVIS	GBR FIFTY MOTORSPORT	YAMAHA	1:47.905	7 11	+1.800 +0.083
11	3	Filip REHACEK	CZE CARDOSO RACING	YAMAHA	1:47.925	12 12	+1.820 +0.020
12	11	Jared K. SCHULTZ	ZAF FIFTY MOTORSPORT	YAMAHA	1:48.070	11 13	+1.965 +0.145
13	53	Daniel GONZALEZ	ESP SP57 RACING TEAM	YAMAHA	1:48.209	11 13	+2.104 +0.139
14	91	Mihail FLOROV	BGR YAMAHA GV STRATOS	YAMAHA	1:48.526	7 12	+2.421 +0.317
15	20	Danny RAAVAD	DNK MDS RACING TEAM	YAMAHA	1:49.510	14 16	+3.405 +0.984
16	56	Marius HENRY	FRA TECH SOLUTIONS	YAMAHA	1:49.609	10 14	+3.504 +0.099
17	73	Pedro M. DA SILVA	PRT STAND OS PUTOS RACING TEAM	YAMAHA	1:50.998	4 15	+4.893 +1.389
18	8	Vasco CORREIA	PRT TEAM MOTO CLUBE LOULE CONCELHO	KAWASAKI	1:52.163	11 12	+6.058 +1.165
19	7	Zechariah Kwame DZEGEDE	USA EASYRACE TEAM	YAMAHA	1:52.674	11 13	+6.569 +0.511
20	77	Andrea SIBAJA	ESP DEZA - BOX 77 RACING TEAM	KAWASAKI	1:53.456	4 14	+7.351 +0.782
Supersport							
1	33	Daniel VALLE	ESP YAMAHA MS RACING	YAMAHA	1:45.788	11 11	
2	18	Aleix VIU	ESP EASYRACE TEAM	YAMAHA	1:46.042	4 6	+0.254 +0.254
3	43	Simon JESPERSEN	DNK H43 TEAM NOBBY	YAMAHA	1:46.390	9 9	+0.602 +0.348
4	12	Borja GOMEZ	ESP CARDOSO RACING	YAMAHA	1:46.398	10 13	+0.610 +0.008
5	96	David SANCHIS	ESP MRE TALENT	YAMAHA	1:46.405	8 15	+0.617 +0.007
6	39	Borja QUERO	ESP I+-DENT RACING TEAM	YAMAHA	1:46.516	7 11	+0.728 +0.111
7	52	Guillem ERILL	ESP DEZA - BOX77 RACING TEAM	KAWASAKI	1:46.568	11 13	+0.780 +0.052
8	54	Michal BULIK	SVK NEW2 PROJECT	YAMAHA	1:46.777	12 14	+0.989 +0.209
9	55	Alex TOLEDO	ESP ANTONIBARCELONA XCTECH	YAMAHA	1:46.810	11 13	+1.022 +0.033
10	16	Alejandro RUIZ	ESP ANDOTRANS TEAM TORRENTÓ	YAMAHA	1:46.814	12 13	+1.026 +0.004
11	19	Joan DIAZ	ESP H43 TEAM NOBBY TALASUR	YAMAHA	1:46.826	10 13	+1.038 +0.012
12	23	Loïc ARBEL	FRA ANDOTRANS TEAM TORRENTÓ	YAMAHA	1:46.938	12 12	+1.150 +0.112
13	50	Ondrej VOSTATEK	CZE GM FUEL-VRC TEAM	YAMAHA	1:47.014	2 14	+1.226 +0.076
14	38	Juan RODRIGUEZ	ESP H43 TALASUR	YAMAHA	1:47.203	14 14	+1.415 +0.189
15	85	Pedro N. ROMERO	PRT YAMAHA GV STRATOS	YAMAHA	1:47.236	3 10	+1.448 +0.033
16	92	Nil ROIG	ESP SP57 RACING TEAM	YAMAHA	1:47.512	12 14	+1.724 +0.276
17	71	Kimi PATOVA	FIN RAM RACING YAMAHA	YAMAHA	1:47.569	13 13	+1.781 +0.057
18	94	Andres P. GONZALEZ	ARG EASYRACE TEAM	YAMAHA	1:47.855	4 14	+2.067 +0.286
19	5	Thomas STRUDWICK	GBR MONEX TEAM EDGE RST	YAMAHA	1:47.904	2 3	+2.116 +0.049
20	57	Kenny KOSKINEN	FIN KALLIO RACING JUNIOR TEAM	YAMAHA	1:48.030	14 14	+2.242 +0.126
21	81	Felix NASSI	FIN MDR SPAINCIRCUITS	YAMAHA	1:49.461	7 13	+3.673 +1.431
22	64	Davide FABBRI	ITA H43 TEAM NOBBY	YAMAHA	1:49.653	7 12	+3.865 +0.192

Published at:

Track Status: **DRY**

<p>Race Director:</p>	<p>Timekeeper: Denís del Pozo López 565410-B</p>
------------------------------	---



Supersport

ESBK CIRCUIT DE BARCELONA-CATALUNYA

Entrenamiento Cronometrado

Best Sector Times

Sector 1			Sector 2			Sector 3			Sector 4			Pos	No	Ideal Lap	Best Lap
Pos	No Rider	Time	No Rider	Time	No Rider	Time	No Rider	Time	Pos	No					
1	38 J.RODRIGUEZ	19.004	33 D.VALLE	32.666	10 U.ORRADRE	21.874	10 U.ORRADRE	31.933	1	33	1:45.719	1:45.788	(1)		
2	33 D.VALLE	19.014	96 D.SANCHIS	32.795	18 A.VIU	21.924	33 D.VALLE	31.962	2	10	1:45.755	1:46.105	(3)		
3	54 M.BULIK	19.029	52 G.ERILL	32.795	43 S.JESPERSEN	22.040	18 A.VIU	31.963	3	18	1:45.952	1:46.042	(2)		
4	10 U.ORRADRE	19.049	18 A.VIU	32.819	23 L.ARBEL	22.067	43 S.JESPERSEN	32.015	4	43	1:46.074	1:46.390	(4)		
5	43 S.JESPERSEN	19.053	12 B.GOMEZ	32.855	33 D.VALLE	22.077	39 B.QUERO	32.067	5	96	1:46.093	1:46.405	(6)		
6	96 D.SANCHIS	19.067	39 B.QUERO	32.883	96 D.SANCHIS	22.106	52 G.ERILL	32.125	6	12	1:46.314	1:46.398	(5)		
7	78 A.HEREDIA	19.093	10 U.ORRADRE	32.899	12 B.GOMEZ	22.109	96 D.SANCHIS	32.125	7	39	1:46.335	1:46.516	(7)		
8	19 J.DIAZ	19.144	43 S.JESPERSEN	32.966	16 A.RUIZ	22.125	12 B.GOMEZ	32.191	8	52	1:46.433	1:46.568	(8)		
9	12 B.GOMEZ	19.159	78 A.HEREDIA	32.995	19 J.DIAZ	22.146	23 L.ARBEL	32.203	9	23	1:46.667	1:46.938	(13)		
10	74 L.CAUCHI	19.170	74 L.CAUCHI	33.047	52 G.ERILL	22.195	55 A.TOLED0	32.208	10	78	1:46.687	1:47.356	(20)		
11	50 O.VOSTATEK	19.174	55 A.TOLED0	33.057	50 O.VOSTATEK	22.199	74 L.CAUCHI	32.219	11	38	1:46.703	1:47.203	(17)		
12	39 B.QUERO	19.178	16 A.RUIZ	33.070	39 B.QUERO	22.207	16 A.RUIZ	32.284	12	16	1:46.724	1:46.814	(11)		
13	92 N.ROIG	19.197	93 M.POULSEN	33.082	78 A.HEREDIA	22.213	54 M.BULIK	32.298	13	19	1:46.741	1:46.826	(12)		
14	71 K.PATOVA	19.209	54 M.BULIK	33.124	93 M.POULSEN	22.226	19 J.DIAZ	32.299	14	74	1:46.773	1:47.064	(15)		
15	85 P.ROMERO	19.221	23 L.ARBEL	33.128	85 P.ROMERO	22.226	38 J.RODRIGUEZ	32.309	15	54	1:46.777	1:46.777	(9)		
16	93 M.POULSEN	19.241	38 J.RODRIGUEZ	33.146	92 N.ROIG	22.231	50 O.VOSTATEK	32.334	16	55	1:46.800	1:46.810	(10)		
17	16 A.RUIZ	19.245	19 J.DIAZ	33.152	24 M.GREGORIO	22.238	93 M.POULSEN	32.380	17	50	1:46.871	1:47.014	(14)		
18	18 A.VIU	19.246	50 O.VOSTATEK	33.164	38 J.RODRIGUEZ	22.244	78 A.HEREDIA	32.386	18	93	1:46.929	1:47.169	(16)		
19	23 L.ARBEL	19.269	25 J.DAVIS	33.183	55 A.TOLED0	22.263	85 P.ROMERO	32.393	19	85	1:47.103	1:47.236	(18)		
20	55 A.TOLED0	19.272	47 L.VERDUGO	33.211	86 M.MAYOR	22.278	47 L.VERDUGO	32.396	20	71	1:47.191	1:47.569	(23)		
21	37 M.GONZALEZ	19.304	21 E.MONTERO	33.236	47 L.VERDUGO	22.292	37 M.GONZALEZ	32.400	21	47	1:47.228	1:47.384	(21)		
22	24 M.GREGORIO	19.306	71 K.PATOVA	33.237	71 K.PATOVA	22.297	5 T.STRUDWICK	32.432	22	92	1:47.246	1:47.512	(22)		
23	3 F.REHACEK	19.310	37 M.GONZALEZ	33.257	54 M.BULIK	22.326	71 K.PATOVA	32.448	23	37	1:47.315	1:47.321	(19)		
24	52 G.ERILL	19.318	85 P.ROMERO	33.263	5 T.STRUDWICK	22.331	94 A.GONZALEZ	32.468	24	24	1:47.468	1:47.634	(25)		
25	21 E.MONTERO	19.325	86 M.MAYOR	33.264	74 L.CAUCHI	22.337	92 N.ROIG	32.478	25	86	1:47.476	1:47.822	(26)		
26	47 L.VERDUGO	19.329	94 A.GONZALEZ	33.275	37 M.GONZALEZ	22.354	86 M.MAYOR	32.480	26	94	1:47.484	1:47.855	(27)		
27	5 T.STRUDWICK	19.348	92 N.ROIG	33.340	3 F.REHACEK	22.364	11 J.SCHULTZ	32.538	27	5	1:47.486	1:47.904	(28)		
28	94 A.GONZALEZ	19.368	57 K.KOSKINEN	33.358	21 E.MONTERO	22.366	25 J.DAVIS	32.543	28	21	1:47.574	1:47.631	(24)		
29	86 M.MAYOR	19.454	11 J.SCHULTZ	33.360	94 A.GONZALEZ	22.373	24 M.GREGORIO	32.557	29	25	1:47.611	1:47.905	(29)		
30	25 J.DAVIS	19.457	3 F.REHACEK	33.361	25 J.DAVIS	22.428	53 D.GONZALEZ	32.587	30	3	1:47.625	1:47.925	(30)		
31	11 J.SCHULTZ	19.463	24 M.GREGORIO	33.367	57 K.KOSKINEN	22.442	3 F.REHACEK	32.590	31	11	1:47.817	1:48.070	(32)		
32	57 K.KOSKINEN	19.475	5 T.STRUDWICK	33.375	11 J.SCHULTZ	22.456	57 K.KOSKINEN	32.607	32	57	1:47.882	1:48.030	(31)		
33	81 F.NASSI	19.554	53 D.GONZALEZ	33.475	91 M.FLOROV	22.467	21 E.MONTERO	32.647	33	53	1:48.132	1:48.209	(33)		
34	53 D.GONZALEZ	19.578	91 M.FLOROV	33.540	53 D.GONZALEZ	22.492	91 M.FLOROV	32.695	34	91	1:48.392	1:48.526	(34)		
35	91 M.FLOROV	19.690	64 D.FABBRI	33.635	81 F.NASSI	22.639	56 M.HENRY	33.028	35	81	1:49.128	1:49.461	(35)		
36	20 D.RAAVAD	19.728	81 F.NASSI	33.801	56 M.HENRY	22.712	20 D.RAAVAD	33.033	36	20	1:49.438	1:49.510	(36)		
37	73 P.DA SILVA	19.802	56 M.HENRY	33.901	64 D.FABBRI	22.747	81 F.NASSI	33.134	37	56	1:49.462	1:49.609	(37)		
38	56 M.HENRY	19.821	20 D.RAAVAD	33.906	20 D.RAAVAD	22.771	64 D.FABBRI	33.326	38	64	1:49.582	1:49.653	(38)		
39	64 D.FABBRI	19.874	73 P.DA SILVA	34.395	73 P.DA SILVA	22.891	73 P.DA SILVA	33.462	39	73	1:50.550	1:50.998	(39)		
40	77 A.SIBAJA	20.095	8 V.CORREIA	34.442	8 V.CORREIA	23.171	8 V.CORREIA	33.848	40	8	1:51.581	1:52.163	(40)		
41	8 V.CORREIA	20.120	7 Z.DZEGEDE	34.680	7 Z.DZEGEDE	23.432	7 Z.DZEGEDE	34.096	41	7	1:52.371	1:52.674	(41)		
42	7 Z.DZEGEDE	20.163	77 A.SIBAJA	35.061	77 A.SIBAJA	23.863	77 A.SIBAJA	34.195	42	77	1:53.214	1:53.456	(42)		



Supersport

ESBK CIRCUIT DE BARCELONA-CATALUNYA

Entrenamiento Cronometrado

Best Top Speed

No Rider	Team	Class	Top 1		Top 2		Top 3		Top 4		Top 5		Avg
			Kph	Lap	Kph	Lap	Kph	Lap	Kph	Lap	Kph	Lap	
93 Mathias POULSEN	MDS RACING TEAM	Open600	273.2	4	269.8	12	267.8	13	267.8	11	267.8	3	269.3
54 Michal BULIK	NEW2 PROJECT	Supersport	271.8	11	271.1	13	270.4	12	265.2	3	263.2	14	268.3
74 Ludovic CAUCHI	TEAM MRS	Open600	271.8	3	267.8	2	265.8	10	265.8	4	265.2	11	267.3
23 Loic ARBEL	ANDOTRANS TEAM TORRENTÓ	Supersport	271.1	11	267.8	12	266.5	7	265.8	8	265.2	4	267.3
24 Matthieu GREGORIO	TECH SOLUTIONS	Open600	271.1	2	269.8	9	267.8	3	267.8	4	266.5	5	268.6
5 Thomas STRUDWICK	MONEX TEAM EDGE RST	Supersport	270.4	2	267.1	3	184.9	1					240.8
19 Joan DIAZ	H43 TEAM NOBBY TALASUR	Supersport	270.4	12	269.8	11	268.4	10	265.8	13	264.5	9	267.8
71 Kimi PATOVA	RAM RACING YAMAHA	Supersport	270.4	13	269.8	8	268.4	12	267.8	4	267.1	10	268.7
3 Filip REHACEK	CARDOSO RACING	Open600	269.8	10	269.1	2	268.4	6	267.1	4	266.5	5	268.2
16 Alejandro RUIZ	ANDOTRANS TEAM TORRENTÓ	Supersport	269.8	2	267.8	5	267.1	6	265.8	10	265.2	11	267.1
21 Eduardo MONTERO	CASTROMAROTO RACING	Open600	269.8	10	268.4	7	266.5	8	264.5	9	263.2	2	266.5
43 Simon JESPERSEN	H43 TEAM NOBBY	Supersport	269.8	4	268.4	5	267.1	2	265.8	9	265.2	3	267.3
33 Daniel VALLE	YAMAHA MS RACING	Supersport	269.1	9	268.4	11	268.4	8	267.8	7	267.1	5	268.2
37 Mauro GONZALEZ	MDR SPAINCIRCUITS	Open600	269.1	12	267.1	11	265.8	3	263.2	10	263.2	6	265.7
47 Luis M. VERDUGO	DR7 HMAX	Open600	269.1	11	269.1	9	268.4	8	267.1	12	266.5	10	268.0
52 Guillem ERILL	DEZA - BOX77 RACING TEAM	Supersport	269.1	3	266.5	2	264.5	11	263.9	13	263.2	12	265.4
78 Angel HEREDIA	MDR SPAINCIRCUITS	Open600	269.1	4	266.5	10	265.8	11	265.8	3	265.2	13	266.5
92 Nil ROIG	SP57 RACING TEAM	Supersport	269.1	5	269.1	3	267.8	13	267.8	11	267.8	10	268.3
10 Unai ORRADRE	YAMAHA MS RACING	Open600	268.4	2	267.1	3	267.1	4	266.5	5	155.8	1	245.0
53 Daniel GONZALEZ	SP57 RACING TEAM	Open600	267.8	2	264.5	3	260.1	10	260.1	9	259.5	12	262.4
85 Pedro N. ROMERO	YAMAHA GV STRATOS	Supersport	267.8	2	266.5	3	263.2	9	261.3	8	260.1	10	263.8
50 Ondrej VOSTATEK	GM FUEL-VRC TEAM	Supersport	267.1	3	265.8	12	265.2	7	265.2	2	264.5	14	265.6
96 David SANCHIS	MRE TALENT	Supersport	267.1	11	266.5	15	265.2	14	264.5	13	264.5	12	265.6
73 Pedro M. DA SILVA	STAND OS PUTOS RACING TEAM	Open600	265.8	11	265.2	14	264.5	4	263.9	15	263.9	8	264.7
81 Felix NASSI	MDR SPAINCIRCUITS	Supersport	265.8	2	265.2	11	265.2	3	263.9	10	263.9	4	264.8
12 Borja GOMEZ	CARDOSO RACING	Supersport	265.2	12	264.5	13	264.5	11	263.2	8	263.2	7	264.1
38 Juan RODRIGUEZ	H43 TALASUR	Supersport	265.2	14	265.2	13	264.5	11	263.9	6	263.9	5	264.5
64 Davide FABRI	H43 TEAM NOBBY	Supersport	265.2	2	260.1	12	258.9	7	257.6	11	256.4	4	259.6
25 Jamie DAVIS	FIFTY MOTORSPORT	Open600	264.5	4	263.2	8	262.6	3	262.0	11	261.3	10	262.7
39 Borja QUERO	I+DENT RACING TEAM	Supersport	264.5	10	262.6	11	262.0	4	262.0	2	261.3	7	262.5
86 Mario MAYOR	ANDOTRANS TEAM TORRENTÓ	Open600	264.5	3	263.2	7	262.6	6	262.6	5	262.0	11	263.0
91 Mihail FLOROV	YAMAHA GV STRATOS	Open600	264.5	3	263.2	4	263.2	2	262.0	10	261.3	11	262.8
8 Vasco CORREIA	TEAM MOTO CLUBE LOULE CONCELHO	Open600	263.9	2	260.1	11	260.1	9	260.1	5	258.9	4	260.6
20 Danny RAAVAD	MDS RACING TEAM	Open600	263.9	15	263.9	14	262.6	13	262.6	12	262.6	11	263.1
94 Andres P. GONZALEZ	EASYRACE TEAM	Supersport	263.9	3	262.6	13	262.6	12	262.6	11	262.6	10	262.9
7 Zechariah Kwame DZEGEDEE	EASYRACE TEAM	Open600	263.2	4	263.2	2	262.0	10	260.7	12	260.7	11	262.0
11 Jared K. SCHULTZ	FIFTY MOTORSPORT	Open600	262.6	12	262.6	5	261.3	11	261.3	3	261.3	2	261.8
77 Andrea SIBAJA	DEZA - BOX 77 RACING TEAM	Open600	262.6	11	262.0	12	262.0	4	261.3	13	261.3	6	261.8
18 Aleix VIU	EASYRACE TEAM	Supersport	262.0	3	262.0	5	260.7	2	260.7	4	249.9	6	259.1
57 Kenny KOSKINEN	KALLIO RACING JUNIOR TEAM	Supersport	262.0	6	261.3	14	261.3	3	260.7	7	260.7	2	261.2
55 Alex TOLEDO	ANTONIBARCELONA XCTECH	Supersport	261.3	11	261.3	10	261.3	8	261.3	12	260.7	7	261.2
56 Marius HENRY	TECH SOLUTIONS	Open600	260.1	2	259.5	11	259.5	3	258.2	12	258.2	10	259.1



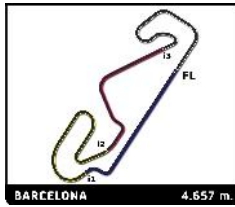
Supersport

ESBK CIRCUIT DE BARCELONA-CATALUNYA

Entrenamiento Cronometrado

Fastest Lap Sequence

Elapsed	No Rider	Team	Bike	Class	Time	Kph	Lap
3:47.455	96 David SANCHIS	MRE TALENT	YAMAHA	Supersport	1:47.390	156.1	2
3:47.672	50 Ondrej VOSTATEK	GM FUEL-VRC TEAM	YAMAHA	Supersport	1:47.014	156.7	2
5:15.140	18 Aleix VIU	EASYRACE TEAM	YAMAHA	Supersport	1:46.979	156.7	2
5:34.236	96 David SANCHIS	MRE TALENT	YAMAHA	Supersport	1:46.781	157.0	3
7:01.502	18 Aleix VIU	EASYRACE TEAM	YAMAHA	Supersport	1:46.362	157.6	3
8:47.544	18 Aleix VIU	EASYRACE TEAM	YAMAHA	Supersport	1:46.042	158.1	4
30:47.683	33 Daniel VALLE	YAMAHA MS RACING	YAMAHA	Supersport	1:45.788	158.5	11



Supersport

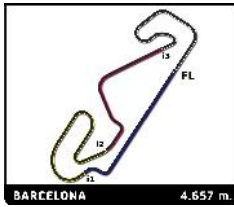
ESBK CIRCUIT DE BARCELONA-CATALUNYA

Entrenamiento Cronometrado

Sector Analysis

— Invalidated Lap ■ Personal Best ■ Session Best B Crossing the pit lane

Lap	Time	Sector 1	Sector 2	Sector 3	Sector 4	T.Spd	Lap	Time	Sector 1	Sector 2	Sector 3	Sector 4	T.Spd	
3	Filip REHACEK CZE							3	1:46.547	19.059	32.914	21.881	32.693	267.1
	CARDOSO RACING YAMAHA							4	1:45.875	19.049	33.019	21.874	31.933	267.1
1	2:06.621	34.603	35.347	23.426	33.245	182.7	5	1:46.105	19.196	32.899	21.961	32.049	266.5	
2	1:49.682	19.494	33.930	23.153	33.105	269.1								
3	1:48.085	19.442	33.574	22.427	32.642	266.5								
4	1:48.244	19.343	33.514	22.513	32.874	267.1								
5	1:48.887	19.816	33.695	22.481	32.895	266.5								
6	1:48.504	19.760	33.603	22.508	32.633	268.4								
7	2:00.806B	19.529	33.874	22.701	44.702	262.6								
8	10:38.279	9:06.866	35.362	22.875	33.176	135.7								
9	1:47.995	19.645	33.382	22.364	32.604	262.0								
10	1:49.511	19.640	34.375	22.614	32.882	269.8								
11	1:47.983	19.310	33.660	22.423	32.590	264.5								
12	1:47.925	19.378	33.361	22.470	32.716	264.5								
5	Thomas STRUDWICK GBR													
	MONEX TEAM EDGE RST YAMAHA													
1	2:07.772	32.283	34.773	23.944	36.772	184.9								
2	1:47.904	19.677	33.409	22.386	32.432	270.4								
3	1:48.004	19.348	33.395	22.567	32.694	267.1								
7	Zechariah Kwame DZEGEDE USA													
	EASYRACE TEAM YAMAHA													
1	2:11.097	35.196	36.134	24.180	35.587	176.5								
2	1:55.200	20.704	35.429	24.079	34.988	263.2								
3	1:54.116	20.396	35.413	23.830	34.477	260.7								
4	1:54.096	20.345	35.108	23.739	34.904	263.2								
5	1:53.490	20.319	35.418	23.466	34.287	259.5								
6	1:53.105	20.236	35.013	23.611	34.245	260.7								
7	1:53.302	20.308	34.866	23.648	34.480	257.6								
8	2:07.075B	20.442	35.325	24.071	47.237	257.6								
9	7:07.262	5:32.574	36.083	24.023	34.582	145.3								
10	1:53.475	20.255	35.092	23.594	34.534	262.0								
11	1:52.674	20.228	34.918	23.432	34.096	260.7								
12	1:52.928	20.163	34.767	23.716	34.282	260.7								
13	1:52.945	20.360	34.680	23.521	34.384	259.5								
8	Vasco CORREIA PRT													
	TEAM MOTO CLUBE LOULE CONCEL KAWASAKI													
1	2:07.227	33.621	35.857	23.901	33.848	185.5								
2	1:53.202	20.773	34.707	23.405	34.317	263.9								
3	1:52.233	20.273	34.663	23.370	33.927	249.9								
4	1:54.968	20.324	37.115	23.629	33.900	258.9								
5	2:17.741B	22.847	40.620	23.971	50.303	260.1								
6	5:57.463	4:11.626	42.915	27.885	35.037	120.0								
7	2:06.531B	20.353	34.442	23.171	48.565	256.4								
8	3:12.250	1:32.354	42.595	23.391	33.910	135.1								
9	2:05.848B	20.240	34.699	23.484	47.425	260.1								
10	2:18.827	43.435	37.719	23.402	34.271	168.6								
11	1:52.163	20.120	34.741	23.339	33.963	260.1								
12	2:20.210B	23.041	41.479	26.282	49.408	258.2								
10	Unai ORRADRE ESP													
	YAMAHA MS RACING YAMAHA													
1	3:37.091	2:07.553	33.979	22.571	32.988	155.8								
2	22:37.731	19.171	...	22.134	33.954	268.4								
11	Jared K. SCHULTZ ZAF													
	FIFTY MOTORSPORT YAMAHA													
1	2:28.798	57.711	35.045	22.887	33.155	163.0								
2	1:49.112	19.762	33.829	22.658	32.863	261.3								
3	1:48.404	19.539	33.405	22.603	32.857	261.3								
4	1:48.672	19.562	33.360	22.826	32.924	260.7								
5	1:50.996	20.034	34.405	23.356	33.201	262.6								
6	1:48.860	19.605	33.522	22.652	33.081	259.5								
7	2:09.823B	19.696	34.784	24.287	51.056	259.5								
8	8:19.600	6:41.351	37.043	23.466	37.740	154.9								
9	1:49.135	19.856	33.790	22.799	32.690	258.9								
10	1:48.298	19.463	33.550	22.742	32.543	260.7								
11	1:48.070	19.549	33.376	22.607	32.538	261.3								
12	1:49.291	19.644	33.408	22.995	33.244	262.6								
13	1:48.466	19.851	33.448	22.456	32.711	260.7								
12	Borja GOMEZ ESP													
	CARDOSO RACING YAMAHA													
1	3:15.415	1:36.586	34.964	22.896	40.969	164.5								
2	1:47.705	19.585	33.157	22.404	32.559	262.0								
3	1:47.170	19.334	33.166	22.343	32.327	262.6								
4	1:51.377	19.821	36.071	22.571	32.914	263.2								
5	1:47.302	19.445	33.204	22.176	32.477	261.3								
6	1:50.184	20.730	34.215	22.510	32.729	262.0								
7	1:47.240	19.300	33.296	22.205	32.439	263.2								
8	2:04.543B	20.418	34.934	22.861	46.330	263.2								
9	7:48.250	6:16.742	35.163	23.261	33.084	157.3								
10	1:46.398	19.243	32.855	22.109	32.191	262.6								
11	1:46.512	19.187	32.963	22.160	32.202	264.5								
12	1:47.034	19.159	33.069	22.201	32.605	265.2								
13	1:46.857	19.187	33.131	22.190	32.349	264.5								
16	Alejandro RUIZ ESP													
	ANDOTRANS TEAM TORRENTÓ YAMAHA													
1	3:12.187	1:39.064	34.056	22.513	36.554	182.7								
2	1:47.288	19.545	33.180	22.268	32.295	269.8								
3	1:49.332	19.485	33.458	22.456	33.933	265.2								
4	1:48.941	19.458	34.645	22.399	32.439	263.2								
5	1:47.665	19.378	33.570	22.246	32.471	267.8								
6	1:47.872	19.470	33.420	22.310	32.672	267.1								
7	2:09.225B	20.299	35.530	23.123	50.273	260.1								
8	8:14.865	6:25.969	42.778	28.139	37.979	164.0								
9	1:57.916	20.594	39.842	22.538	34.942	258.2								
10	1:47.236	19.441	33.177	22.249	32.369	265.8								
11	1:46.848	19.245	33.070	22.187	32.346	265.2								
12	1:46.814	19.263	33.142	22.125	32.284	264.5								
13	1:46.855	19.294	33.073	22.131	32.357	263.9								
18	Aleix VIU ESP													
	EASYRACE TEAM YAMAHA													
1	3:28.161	1:59.308	33.847	22.498	32.508	183.6								
2	1:46.979	19.666	33.048	22.032	32.233	260.7								
3	1:46.362	19.246	33.013	21.998	32.105	262.0								



Supersport

ESBK CIRCUIT DE BARCELONA-CATALUNYA

Entrenamiento Cronometrado

Sector Analysis

— Invalidated Lap ■ Personal Best ■ Session Best B Crossing the pit lane

Lap	Time	Sector 1	Sector 2	Sector 3	Sector 4	T.Spd	Lap	Time	Sector 1	Sector 2	Sector 3	Sector 4	T.Spd
4	1:46.042	19.272	32.819	21.988	31.963	260.7	4	1:47.955	19.479	33.686	22.339	32.451	265.2
5	1:46.306	19.273	32.874	21.924	32.235	262.0	5	1:47.670	19.471	33.478	22.249	32.472	261.3
6	2:12.597 B	20.314	34.354	22.988	54.941	249.9	6	1:54.352	21.222	35.032	23.247	34.851	262.0

19	Joan DIAZ	ESP				
H43 TEAM NOBBY TALASUR		YAMAHA				
1	3:09.802	1:36.131	34.571	22.953	36.147	150.0
2	1:48.330	19.735	33.569	22.317	32.709	261.3
3	1:51.136	20.123	33.480	22.344	35.189	248.8
4	1:47.648	19.328	33.351	22.317	32.652	264.5
5	1:53.194	22.235	35.914	22.493	32.552	261.3
6	1:47.501	19.614	33.249	22.147	32.491	257.6
7	2:03.052 B	19.630	35.542	22.215	45.665	264.5
8	7:14.951	5:44.610	34.284	23.211	32.846	155.1
9	1:47.871	19.492	33.517	22.444	32.418	264.5
10	1:46.826	19.229	33.152	22.146	32.299	268.4
11	1:55.799	19.144	33.157	25.549	37.949	269.8
12	1:53.677	19.284	33.751	24.323	36.319	270.4
13	1:47.322	19.402	33.195	22.233	32.492	265.8

20	Danny RAAVAD	DNK				
MDS RACING TEAM		YAMAHA				
1	2:39.013	1:06.271	35.657	23.275	33.810	156.0
2	1:50.591	20.111	34.254	22.985	33.241	261.3
3	1:50.430	20.109	33.938	22.931	33.452	262.0
4	1:50.362	20.010	34.032	22.949	33.371	260.1
5	1:49.976	19.964	33.906	22.832	33.274	258.9
6	1:50.055	19.924	34.000	22.826	33.305	262.0
7	1:52.799	19.896	34.219	22.898	35.786	262.6
8	1:50.519	19.973	34.279	22.869	33.398	260.7
9	1:49.800	19.872	33.923	22.782	33.223	260.7
10	1:50.060	19.938	33.990	22.818	33.314	261.3
11	1:50.442	19.906	34.160	22.886	33.490	262.6
12	1:54.355	19.880	37.681	23.469	33.325	262.6
13	1:50.208	19.827	33.937	23.121	33.323	262.6
14	1:49.510	19.781	33.925	22.771	33.033	263.9
15	1:49.768	19.728	33.929	22.798	33.313	263.9
16	2:17.784 B	20.559	37.364	26.934	52.927	262.0

21	Eduardo MONTERO	ESP				
CASTROMAROTO RACING		YAMAHA				
1	2:33.839	1:01.247	35.036	23.021	34.535	174.5
2	1:50.821	19.936	34.263	22.985	33.637	263.2
3	1:49.801	19.833	33.941	22.734	33.293	262.6
4	1:49.598	19.822	33.846	22.661	33.269	262.6
5	2:13.802 B	20.394	38.479	25.865	49.064	262.0
6	13:31.430	35.236	22.811	33.014	153.1
7	1:47.631	19.325	33.236	22.366	32.704	268.4
8	1:47.664	19.338	33.273	22.406	32.647	266.5
9	1:48.277	19.517	33.399	22.509	32.852	264.5
10	1:48.747	19.619	33.598	22.572	32.958	269.8

23	Loic ARBEL	FRA				
ANDOTRANS TEAM TORRENTÓ		YAMAHA				
1	3:11.919	1:36.951	34.933	22.806	37.229	163.7
2	1:47.140	19.598	33.174	22.165	32.203	262.0
3	1:50.336	19.552	33.596	22.250	34.938	262.0

7	1:47.315	19.415	33.460	22.067	32.373	266.5
8	2:05.456 B	20.756	35.456	23.081	46.163	265.8
9	8:59.024	7:22.247	35.232	22.930	38.615	152.3
10	1:55.122	19.828	33.310	24.419	37.565	264.5
11	1:55.980	19.385	33.905	23.010	39.680	271.1
12	1:46.938	19.269	33.128	22.178	32.363	267.8

24	Mathieu GREGORIO	FRA				
TECH SOLUTIONS		YAMAHA				
1	2:05.306	33.809	34.926	23.252	33.319	191.1
2	1:48.262	19.479	33.605	22.515	32.663	271.1
3	1:47.866	19.392	33.543	22.374	32.557	267.8
4	1:47.636	19.379	33.378	22.287	32.592	267.8
5	1:47.634	19.359	33.367	22.238	32.670	266.5
6	2:03.271 B	19.485	33.629	22.521	47.636	263.2
7	10:28.972	8:57.722	35.087	22.962	33.201	160.1
8	1:49.446	19.468	33.596	22.446	33.936	265.8
9	2:10.580 B	19.306	35.309	27.547	48.418	269.8

25	Jamie DAVIS	GBR				
FIFTY MOTORSPORT		YAMAHA				
1	2:24.091	51.979	35.050	23.292	33.770	178.2
2	1:50.249	19.881	34.163	22.895	33.310	258.9
3	1:49.501	19.624	33.932	22.769	33.176	262.6
4	2:12.427 B	24.174	36.393	23.236	48.624	264.5
5	6:56.882	5:21.385	38.052	23.671	33.774	136.2
6	1:48.710	19.697	33.604	22.555	32.854	260.1
7	1:47.905	19.554	33.366	22.442	32.543	260.1
8	2:04.063 B	19.457	33.384	23.039	48.183	263.2
9	5:09.879	3:40.348	34.118	22.829	32.584	156.7
10	1:48.100	19.613	33.183	22.428	32.876	261.3
11	2:02.667 B	19.472	33.415	22.717	47.063	262.0

33	Daniel VALLE	ESP				
YAMAHA MS RACING		YAMAHA				
1	3:35.822	2:07.089	33.549	22.220	32.964	150.6
2	1:48.302	19.596	32.828	22.182	33.703	267.1
3	1:46.360	19.147	32.802	22.225	32.186	265.8
4	1:46.196	19.014	32.779	22.163	32.240	265.8
5	2:01.392 B	19.599	34.472	22.957	44.364	267.1
6	5:42.603	4:09.001	38.677	22.818	32.107	143.4
7	1:46.045	19.031	32.786	22.225	32.003	267.8
8	1:46.261	19.022	32.934	22.107	32.198	268.4
9	2:02.606 B	19.286	34.691	22.739	45.890	269.1
10	6:46.301	4:58.273	44.026	30.964	33.038	152.1
11	1:45.788	19.083	32.666	22.077	31.962	268.4

37	Mauro GONZALEZ	ESP				
MDR SPAINCIRCUITS		YAMAHA				
1	2:00.755	29.503	35.368	22.811	33.073	169.3
2	1:48.383	19.938	33.303	22.455	32.687	257.0
3	2:10.286	21.355	39.688	26.273	42.970	265.8
4	1:48.109	19.591	33.351	22.354	32.813	260.7
5	1:48.279	19.447	33.366	22.481	32.985	263.2



Supersport

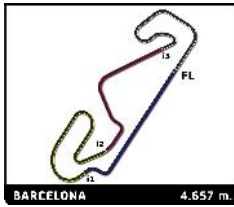
ESBK CIRCUIT DE BARCELONA-CATALUNYA

Entrenamiento Cronometrado

Sector Analysis

___ Invalidated Lap							■ Personal Best							■ Session Best							B Crossing the pit lane								
Lap	Time	Sector 1	Sector 2	Sector 3	Sector 4	T.Spd	Lap	Time	Sector 1	Sector 2	Sector 3	Sector 4	T.Spd	Lap	Time	Sector 1	Sector 2	Sector 3	Sector 4	T.Spd	Lap	Time	Sector 1	Sector 2	Sector 3	Sector 4	T.Spd		
38 Juan RODRIGUEZ ESP																													
H43 TALASUR YAMAHA																													
1	2:32.396	1:01.559	34.912	22.961	32.964	172.3																							
2	1:48.458	19.749	33.498	22.463	32.748	262.0																							
3	1:47.719	19.430	33.492	22.374	32.423	263.2																							
4	1:48.025	19.386	33.655	22.377	32.607	263.2																							
5	1:48.219	19.050	33.889	22.648	32.632	263.9																							
6	1:47.322	19.340	33.338	22.244	32.400	263.9																							
7	1:48.876	19.500	34.011	22.807	32.558	259.5																							
8	2:01.918 B	19.004	33.908	22.509	46.497	260.7																							
9	5:55.617	4:25.807	34.489	22.534	32.787	125.3																							
10	1:47.553	19.424	33.400	22.306	32.423	262.6																							
11	1:47.310	19.300	33.264	22.354	32.392	264.5																							
12	1:47.247	19.470	33.154	22.314	32.309	263.2																							
13	1:59.897	19.401	37.032	22.640	40.824	265.2																							
14	1:47.203	19.364	33.146	22.252	32.441	265.2																							
50 Ondrej VOSTATEK CZE																													
GM FUEL-VRC TEAM YAMAHA																													
1	2:00.658	30.640	34.470	22.573	32.975	185.5																							
2	1:47.014	19.211	33.267	22.199	32.337	265.2																							
3	1:47.282	19.509	33.164	22.236	32.373	267.1																							
4	1:47.495	19.629	33.196	22.336	32.334	261.3																							
5	1:47.354	19.261	33.244	22.269	32.580	262.0																							
6	1:51.160	19.385	33.321	22.203	36.251	259.5																							
7	2:03.314 B	19.174	34.070	22.974	47.096	265.2																							
8	6:45.703	5:10.403	39.921	22.647	32.732	169.3																							
9	1:47.155	19.351	33.198	22.223	32.383	263.2																							
10	1:47.471	19.324	33.454	22.257	32.436	263.9																							
11	1:47.267	19.218	33.342	22.292	32.415	263.9																							
12	1:49.334	19.317	33.486	23.334	33.197	265.8																							
13	1:56.852	19.381	33.532	23.036	40.903	261.3																							
14	1:47.400	19.276	33.476	22.213	32.435	264.5																							
52 Guillem ERILL ESP																													
DEZA - BOX77 RACING TEAM KAWASAKI																													
1	2:00.879	30.927	34.562	22.573	32.817	184.9																							
2	1:47.064	19.353	33.027	22.414	32.270	266.5																							
3	1:47.146	19.476	32.999	22.290	32.381	269.1																							
4	1:46.811	19.318	33.004	22.204	32.285	262.0																							
5	1:58.383 B	19.444	33.982	22.592	42.365	263.2																							
6	5:50.358	4:17.978	36.554	22.992	32.834	160.8																							
7	1:46.813	19.402	33.009	22.277	32.125	261.3																							
8	1:46.923	19.331	33.032	22.199	32.361	262.6																							
9	2:00.192 B	19.668	34.001	22.988	43.535	262.6																							
10	5:40.737	4:07.092	37.662	23.170	32.813	185.5																							
11	1:46.568	19.319	32.828	22.195	32.226	264.5																							
12	1:46.791	19.340	32.795	22.322	32.334	263.2																							
13	2:02.465 B	19.393	33.631	22.978	46.463	263.9																							
53 Daniel GONZALEZ ESP																													
SP57 RACING TEAM YAMAHA																													
1	2:05.296	33.320	35.230	23.198	33.548	181.8																							
2	1:48.911	19.821	33.726	22.604	32.760	267.8																							
3	1:48.747	19.651	33.617	22.635	32.844	264.5																							
4	1:49.093	19.764	33.578	22.492	33.259	258.9																							
5	1:49.103	20.046	33.579	22.662	32.816	258.2																							
6	2:09.427 B	20.327	36.161	23.183	49.756	257.0																							
7	7:32.353	6:01.709	34.671	22.956	33.017	151.8																							
8	1:48.810	19.774	33.683	22.588	32.765	258.2																							
9	1:48.762	19.609	33.620	22.744	32.789	260.1																							
10	1:48.465	19.695	33.544	22.512	32.714	260.1																							
11	1:48.209	19.578	33.526	22.518	32.587	258.9																							
12	1:48.417	19.690	33.475	22.568	32.684	259.5																							





Supersport

ESBK CIRCUIT DE BARCELONA-CATALUNYA

Entrenamiento Cronometrado

Sector Analysis

— Invalidated Lap ■ Personal Best ■ Session Best B Crossing the pit lane

Lap	Time	Sector 1	Sector 2	Sector 3	Sector 4	T.Spd	Lap	Time	Sector 1	Sector 2	Sector 3	Sector 4	T.Spd
13	1:54.706	19.667	38.453	22.878	33.708	258.2	4	1:48.649	19.849	33.650	22.472	32.678	258.9
54	Michal BULIK					SVK	5	<u>1:49.463</u>	19.860	34.348	22.475	32.780	257.0
	NEW2 PROJECT					YAMAHA	6	1:48.336	19.486	33.474	22.569	32.807	262.0
1	2:05.022	32.716	34.714	23.817	33.775	184.3	7	1:59.597 B	19.797	33.953	22.611	43.236	260.7
2	1:48.925	19.898	33.722	22.577	32.728	262.0	8	<u>5:37.944</u>	4:05.455	36.077	22.808	33.604	159.6
3	1:49.370	20.218	33.599	22.575	32.978	265.2	9	<u>1:48.371</u>	19.628	33.445	22.691	32.607	259.5
4	1:48.809	19.625	33.838	22.499	32.847	261.3	10	1:48.290	19.638	33.358	22.594	32.700	258.2
5	1:49.334	20.112	33.725	22.573	32.924	257.6	11	1:48.211	19.592	33.360	22.620	32.639	258.2
6	2:05.679 B	20.032	33.853	22.785	49.009	259.5	12	2:08.975 B	19.483	33.578	26.375	49.539	258.9
7	6:38.244	5:02.992	37.851	23.025	34.376	157.6	13	2:19.352	40.315	35.559	22.835	40.643	179.4
8	1:49.868	20.281	33.847	22.767	32.973	258.2	14	1:48.030	19.475	33.482	22.442	32.631	261.3
9	<u>1:57.925</u>	22.632	37.096	24.708	33.489	260.1	64	Davide FABRI					ITA
10	1:50.189	19.641	35.658	22.472	32.418	260.1		H43 TEAM NOBBY					YAMAHA
11	1:48.132	19.361	33.362	22.821	32.588	271.8	1	2:06.547	32.750	35.824	23.705	34.268	180.3
12	1:46.777	19.029	33.124	22.326	32.298	270.4	2	<u>1:53.602</u>	20.934	35.345	23.262	34.061	265.2
13	1:47.885	19.229	33.227	22.343	33.086	271.1	3	1:50.465	20.106	33.884	22.967	33.508	254.0
14	1:47.824	19.423	33.417	22.363	32.621	263.2	4	1:50.609	20.033	33.922	22.747	33.907	256.4
55	Alex TOLEDO					ESP	5	1:51.012	20.239	34.112	22.833	33.828	252.8
	ANTONIBARCELONA XCTECH					YAMAHA	6	1:51.127	20.159	34.049	23.029	33.890	252.3
1	2:54.299	1:24.133	34.888	22.677	32.601	76.8	7	1:49.653	19.874	33.635	22.818	33.326	258.9
2	1:48.018	19.662	33.451	22.432	32.473	258.9	8	<u>2:11.917 B</u>	21.528	37.269	23.229	49.891	253.4
3	1:47.756	19.428	33.401	22.427	32.500	259.5	9	8:04.357 B	6:19.216	35.852	23.501	45.788	148.5
4	1:50.885	20.137	34.728	23.094	32.926	257.0	10	3:45.961	2:10.618	36.838	23.370	35.135	175.9
5	<u>2:03.990 B</u>	19.999	35.663	22.632	45.696	257.6	11	1:50.762	20.168	34.026	22.970	33.598	257.6
6	7:53.679	6:22.207	36.271	22.661	32.540	168.8	12	1:49.976	20.067	33.671	22.792	33.446	260.1
7	1:47.182	19.416	33.089	22.402	32.275	260.7	71	Kimi PATOVA					FIN
8	2:11.069 B	19.938	35.695	26.901	48.535	261.3		RAM RACING YAMAHA					YAMAHA
9	<u>2:17.586</u>	45.376	34.595	22.464	35.151	180.0	1	2:02.217	31.645	34.639	22.861	33.072	184.0
10	1:47.112	19.384	33.164	22.356	32.208	261.3	2	1:49.356	19.729	33.744	22.591	33.292	265.2
11	1:46.810	19.272	33.057	22.263	32.218	261.3	3	1:48.980	19.760	33.606	22.638	32.976	262.6
12	1:47.287	19.385	33.260	22.414	32.228	261.3	4	1:48.456	19.720	33.502	22.423	32.811	267.8
13	1:47.544	19.277	33.249	22.603	32.415	260.1	5	<u>2:09.476 B</u>	20.754	37.520	23.298	47.904	263.9
56	Marius HENRY					FRA	6	8:18.424	6:28.601	43.521	29.567	36.735	165.0
	TECH SOLUTIONS					YAMAHA	7	1:55.648	20.081	37.382	22.814	35.371	258.9
1	2:11.670	38.147	36.060	23.666	33.797	168.3	8	1:48.408	19.510	33.625	22.473	32.800	269.8
2	1:51.580	20.301	34.333	23.101	33.845	260.1	9	1:47.776	19.434	33.434	22.355	32.553	267.1
3	1:50.881	19.916	34.308	23.252	33.405	259.5	10	1:47.865	19.387	33.396	22.297	32.785	267.1
4	1:50.855	20.046	34.361	22.928	33.520	258.2	11	<u>1:53.118</u>	20.174	37.727	22.658	32.559	262.0
5	1:50.775	20.287	34.331	22.882	33.275	253.4	12	1:47.767	19.307	33.237	22.449	32.774	268.4
6	1:50.396	20.083	34.245	22.785	33.283	257.0	13	1:47.569	19.209	33.500	22.412	32.448	270.4
7	<u>2:11.701 B</u>	20.970	37.688	24.254	48.789	255.8	73	Pedro M. DA SILVA					PRT
8	<u>6:42.940</u>	5:10.595	35.408	23.429	33.508	159.4		STAND OS PUTOS RACING TEAM					YAMAHA
9	1:49.995	20.170	33.901	22.828	33.096	257.6	1	2:11.220	37.296	36.154	23.359	34.411	177.9
10	1:49.609	19.961	33.908	22.712	33.028	258.2	2	1:51.587	20.048	34.585	23.070	33.884	260.1
11	1:49.707	19.821	34.015	22.722	33.149	259.5	3	1:51.765	20.008	34.599	23.117	34.041	262.6
12	<u>1:55.112</u>	20.710	37.017	23.358	34.027	258.2	4	1:50.998	20.083	34.395	23.058	33.462	264.5
13	1:51.352	20.115	34.532	23.034	33.671	257.0	5	<u>2:19.080 B</u>	25.596	42.200	24.732	46.552	262.0
14	1:51.841	20.275	34.640	23.064	33.862	254.6	6	<u>3:34.821</u>	1:59.811	36.939	23.603	34.468	148.3
57	Kenny KOSKINEN					FIN	7	1:55.082	20.572	35.084	23.238	36.188	259.5
	KALLIO RACING JUNIOR TEAM					YAMAHA	8	1:52.202	20.029	34.559	23.452	34.162	263.9
1	2:06.243	33.768	35.730	23.173	33.572	184.9	9	<u>2:00.444</u>	21.130	39.168	23.371	36.775	262.0
2	1:48.760	19.691	33.480	22.642	32.947	260.7	10	1:51.793	19.996	34.723	23.225	33.849	262.6
3	1:48.524	19.669	33.520	22.619	32.716	261.3	11	2:04.681 B	19.840	34.661	23.350	46.830	265.8
							12	2:13.187	41.596	34.446	23.445	33.700	138.5



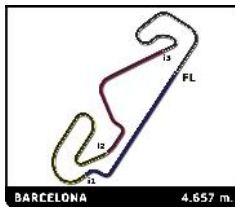
Supersport

ESBK CIRCUIT DE BARCELONA-CATALUNYA

Entrenamiento Cronometrado

Sector Analysis

___ Invalidated Lap							■ Personal Best							■ Session Best							B Crossing the pit lane						
Lap	Time	Sector 1	Sector 2	Sector 3	Sector 4	T.Spd	Lap	Time	Sector 1	Sector 2	Sector 3	Sector 4	T.Spd	Lap	Time	Sector 1	Sector 2	Sector 3	Sector 4	T.Spd	Lap	Time	Sector 1	Sector 2	Sector 3	Sector 4	T.Spd
13	1:51.190	19.855	34.709	22.891	33.735	263.2	4	1:50.016	19.925	33.912	22.853	33.326	263.9	5	2:07.503 B	20.100	38.354	24.627	44.422	263.2	6	7:38.048	6:05.861	35.678	23.080	33.429	172.0
14	1:53.583	19.802	36.187	23.641	33.953	265.2	7	1:49.461	19.750	33.870	22.707	33.134	260.7	8	1:49.621	19.854	33.801	22.802	33.164	262.0	9	1:50.979	19.712	34.776	23.099	33.392	262.6
15	1:51.608	19.833	34.590	23.196	33.989	263.9	10	1:53.515	19.554	33.864	22.753	37.344	263.9	11	1:49.613	19.641	33.931	22.851	33.190	265.2	12	1:52.385	20.335	35.248	23.103	33.699	263.2
74	Ludovic CAUCHI					FRA	85	Pedro N. ROMERO					PRT														
	TEAM MRS					YAMAHA		YAMAHA GV STRATOS					YAMAHA														
1	2:01.536	31.750	34.282	22.859	32.645	185.2	1	2:04.182	33.019	34.950	23.324	32.889	182.4														
2	1:47.626	19.329	33.461	22.437	32.399	267.8	2	1:47.543	19.261	33.310	22.281	32.691	267.8														
3	1:47.565	19.192	33.328	22.337	32.708	271.8	3	1:47.236	19.221	33.263	22.297	32.455	266.5														
4	1:47.906	19.379	33.369	22.414	32.744	265.8	4	1:47.518	19.443	33.431	22.238	32.406	260.1														
5	1:47.927	19.308	33.448	22.431	32.740	264.5	5	2:02.683 B	19.813	33.789	22.733	46.348	257.6														
6	1:48.183	19.364	33.580	22.482	32.757	262.6	6	7:28.723 B	3:29.261	2:45.692	26.610	47.160	164.0														
7	1:52.166	23.929	39.498	22.619	33.120	261.3	7	8:23.660	6:53.037	35.126	22.891	32.606	177.6														
8	2:08.705 B	20.398	36.807	23.454	48.046	261.3	8	1:47.724	19.485	33.353	22.493	32.393	261.3														
9	7:28.952	5:40.076	42.896	28.290	37.690	127.3	9	1:47.420	19.338	33.338	22.226	32.518	263.2														
10	1:47.064	19.276	33.047	22.522	32.219	265.8	10	1:47.618	19.376	33.453	22.333	32.456	260.1														
11	1:48.078	19.170	33.347	22.389	33.172	265.2																					
12	2:21.094 B	23.355	41.568	24.581	51.590	263.2																					
77	Andrea SIBAJA					ESP	86	Mario MAYOR					ESP														
	DEZA - BOX 77 RACING TEAM					KAWASAKI		ANDOTRANS TEAM TORRENTÓ					YAMAHA														
1	2:14.202	36.644	37.290	25.113	35.155	176.2	1	3:11.800	1:37.629	34.647	22.944	36.580	165.2														
2	1:55.086	20.649	35.664	24.144	34.629	260.7	2	1:48.302	20.126	33.264	22.361	32.551	259.5														
3	1:53.775	20.322	35.313	23.945	34.195	261.3	3	1:48.242	19.701	33.300	22.327	32.914	264.5														
4	1:53.456	20.095	35.061	23.992	34.308	262.0	4	1:48.628	19.685	33.810	22.402	32.731	260.1														
5	1:54.112	20.290	35.152	23.976	34.694	261.3	5	1:48.551	19.650	33.877	22.391	32.633	262.6														
6	1:53.660	20.176	35.138	23.863	34.483	261.3	6	1:47.822	19.587	33.477	22.278	32.480	262.6														
7	2:08.430 B	20.304	35.191	24.058	48.877	260.1	7	1:48.583	19.454	33.680	22.545	32.904	263.2														
8	5:02.860	3:26.715	36.967	24.266	34.912	127.3	8	2:11.807 B	20.330	35.485	24.390	51.602	259.5														
9	1:53.692	20.166	35.155	23.915	34.456	260.7	9	8:53.456	7:20.354	35.715	22.941	34.446	141.6														
10	1:54.276	20.128	35.501	23.945	34.702	260.7	10	1:52.537	19.866	33.986	22.547	36.138	260.1														
11	1:53.767	20.287	35.149	23.932	34.399	262.6	11	1:55.875	19.762	34.554	22.967	38.592	262.0														
12	1:53.744	20.283	35.132	23.921	34.408	262.0	12	1:49.179	20.011	34.131	22.434	32.603	259.5														
13	1:54.019	20.118	35.183	24.127	34.591	261.3																					
14	2:08.000	20.298	35.419	24.379	47.904	258.9																					
78	Angel HEREDIA					ESP	91	Mihail FLOROV					BGR														
	MDR SPAINCIRCUITS					YAMAHA		YAMAHA GV STRATOS					YAMAHA														
1	2:27.518	43.378	39.274	26.781	38.085	143.8	1	2:08.909	35.460	36.048	23.620	33.781	179.7														
2	1:47.820	19.612	33.223	22.509	32.476	262.6	2	1:51.927	20.287	34.340	23.116	34.184	263.2														
3	1:48.044	19.320	33.563	22.474	32.687	265.8	3	1:49.912	20.115	33.820	22.650	33.327	264.5														
4	1:47.827	19.312	33.276	22.738	32.501	269.1	4	2:02.452 B	19.730	33.889	22.592	46.241	263.2														
5	2:03.754 B	19.587	33.958	22.935	47.274	262.6	5	7:38.731	6:05.266	37.447	22.927	33.091	172.0														
6	7:42.428	6:05.547	35.841	24.920	36.120	145.7	6	1:48.746	19.834	33.540	22.467	32.905	257.6														
7	1:48.054	19.669	33.280	22.385	32.720	260.7	7	1:48.526	19.768	33.574	22.489	32.695	258.9														
8	1:47.629	19.414	33.112	22.717	32.386	262.6	8	1:48.805	19.690	33.719	22.543	32.853	261.3														
9	1:48.077	19.334	33.019	22.475	33.249	263.9	9	1:58.141	22.286	39.945	22.804	33.106	260.7														
10	1:47.553	19.093	32.995	22.213	33.252	266.5	10	1:49.504	19.797	33.999	22.707	33.001	262.0														
11	1:47.547	19.202	33.446	22.424	32.475	265.8	11	2:06.756 B	21.399	36.919	23.012	45.426	261.3														
12	2:00.449	22.802	40.428	23.598	33.621	262.0	12	3:11.398	1:40.835	34.721	22.855	32.987	164.7														
13	1:47.356	19.330	33.195	22.370	32.461	265.2																					
81	Felix NASSI					FIN	92	Nil ROIG					ESP														
	MDR SPAINCIRCUITS					YAMAHA		SP57 RACING TEAM					YAMAHA														
1	2:09.354	37.154	35.283	23.402	33.515	174.8	1	2:04.068	32.422	34.699	23.226	33.721	187.4														
2	1:54.270	19.981	34.119	22.639	37.531	265.8																					
3	1:51.768	19.823	35.468	23.155	33.322	265.2																					



Supersport

ESBK CIRCUIT DE BARCELONA-CATALUNYA

Entrenamiento Cronometrado

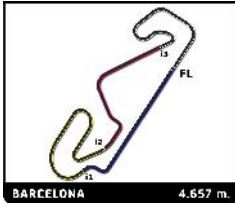
Sector Analysis

___ Invalidated Lap							■ Personal Best	■ Session Best	B Crossing the pit lane				
Lap	Time	Sector 1	Sector 2	Sector 3	Sector 4	T.Sp'd	Lap	Time	Sector 1	Sector 2	Sector 3	Sector 4	T.Sp'd
2	1:48.434	19.613	33.591	22.428	32.802	266.5	9	1:48.096	19.287	33.457	22.850	32.502	262.6
3	1:48.133	19.494	33.573	22.365	32.701	269.1	10	1:46.625	19.300	32.957	22.138	32.230	263.2
4	1:49.083	19.294	33.527	22.703	33.559	267.8	11	1:47.102	19.186	33.250	22.339	32.327	267.1
5	1:59.981 B	19.525	33.644	22.399	44.413	269.1	12	1:46.655	19.245	33.011	22.243	32.156	264.5
6	6:59.326	5:26.115	34.370	23.139	35.702	160.1	13	1:55.828	19.223	33.242	25.302	38.061	264.5
7	1:48.228	19.568	33.373	22.477	32.810	263.9	14	2:03.231	19.467	33.775	24.419	45.570	265.2
8	1:49.310	19.529	33.538	23.610	32.633	264.5	15	1:47.051	19.378	33.123	22.226	32.324	266.5
9	1:48.319	19.437	33.552	22.553	32.777	267.8							
10	1:47.982	19.408	33.566	22.333	32.675	267.8							
11	1:47.534	19.258	33.362	22.414	32.500	267.8							
12	1:47.512	19.296	33.340	22.398	32.478	266.5							
13	1:48.068	19.197	33.383	22.231	33.257	267.8							
14	1:47.825	19.378	33.427	22.371	32.649	266.5							

93 Mathias POULSEN DNK						
MDS RACING TEAM HONDA						
1	2:25.172	52.877	35.673	23.058	33.564	177.4
2	1:48.362	19.653	33.828	22.436	32.445	265.2
3	1:47.169	19.276	33.082	22.431	32.380	267.8
4	1:49.165	19.562	33.794	22.786	33.023	273.2
5	1:48.925	19.486	33.878	22.719	32.842	267.1
6	2:09.025 B	19.390	34.767	23.161	51.707	266.5
7	8:04.603	6:27.404	38.663	22.983	35.553	138.1
8	1:48.114	19.471	33.544	22.542	32.557	266.5
9	1:47.706	19.349	33.365	22.347	32.645	266.5
10	<u>1:58.877</u>	22.290	38.081	22.855	35.651	266.5
11	1:47.341	19.284	33.374	22.226	32.457	267.8
12	1:49.075	19.359	34.044	22.950	32.722	269.8
13	1:48.211	19.241	33.336	22.525	33.109	267.8

94 Andres P. GONZALEZ ARG						
EASYPACE TEAM YAMAHA						
1	2:11.151	36.860	35.863	23.483	34.945	171.5
2	1:49.361	19.752	33.729	22.562	33.318	261.3
3	1:48.167	19.368	33.506	22.591	32.702	263.9
4	1:47.855	19.560	33.368	22.459	32.468	262.0
5	<u>1:57.964</u>	21.567	39.526	23.100	33.771	260.7
6	1:48.884	19.522	33.401	22.373	33.588	262.0
7	1:47.954	19.456	33.275	22.568	32.655	260.1
8	2:07.402 B	20.788	37.874	23.412	45.328	260.1
9	6:30.180	4:58.738	34.955	23.031	33.456	131.5
10	1:48.824	19.771	33.652	22.538	32.863	262.6
11	1:48.032	19.506	33.397	22.510	32.619	262.6
12	1:47.992	19.488	33.349	22.487	32.668	262.6
13	<u>1:58.636</u>	21.161	40.257	23.535	33.683	262.6
14	2:26.898 B	20.219	35.397	35.023	56.259	253.4

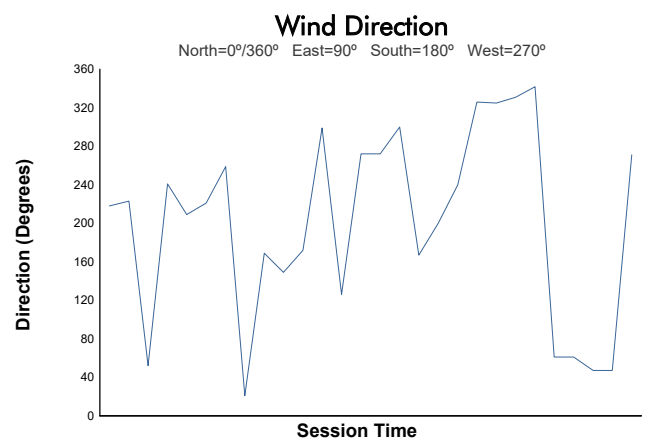
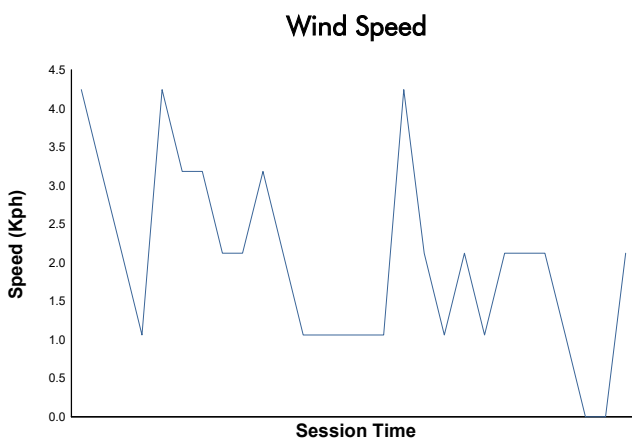
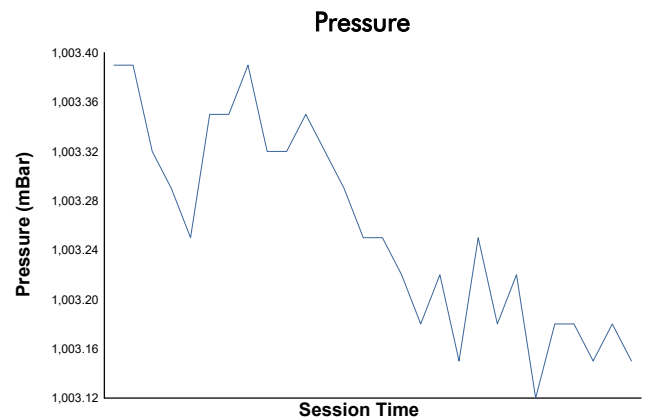
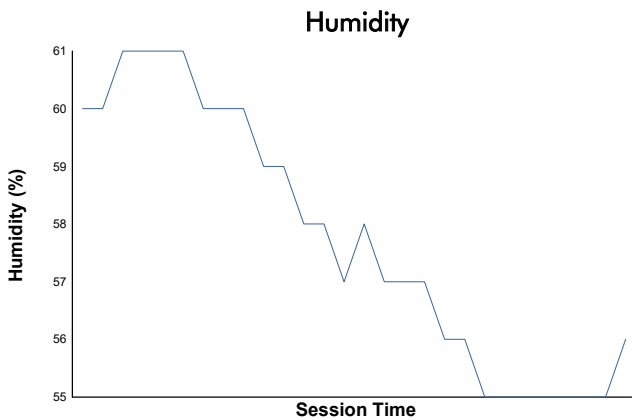
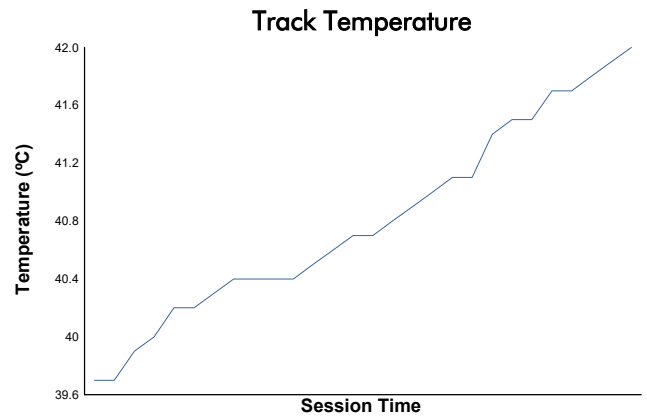
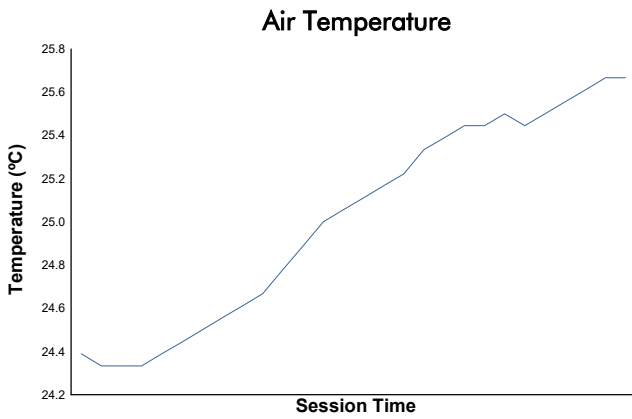
96 David SANCHIS ESP						
MRE TALENT YAMAHA						
1	2:00.065	30.184	34.315	22.675	32.891	181.5
2	1:47.390	19.625	33.077	22.264	32.424	259.5
3	1:46.781	19.469	32.978	22.176	32.158	262.6
4	1:46.536	19.313	32.893	22.106	32.224	262.6
5	1:46.726	19.352	32.946	22.223	32.205	260.7
6	2:05.577 B	19.067	34.668	23.389	48.453	262.0
7	5:01.910	3:32.983	33.858	22.496	32.573	184.6
8	1:46.405	19.348	32.795	22.137	32.125	261.3



ESBK CIRCUIT DE BARCELONA-CATALUNYA

Supersport
Entrenamiento Cronometrado

Weather Report



Track Status: **DRY**