

23 y 24 octubre
CIRCUIT RICARDO TORMO

Cto. de ESPAÑA de SUPERBIKE

23-24 OCTUBRE 2021

Circuit Ricardo Tormo

Length: 4005 metros

Results

Ent. Cronometrado

Supersport

Pos.	N.	Rider	Team	Motorcycle	Nat.	Best Lap	iL	Laps	Gap	Interval	Speed	Tyr.	Cat.
1	10	ORRADRE, Unai	Yamaha MS Racing	YAMAHA	SPA	01:36,048	12	13			150,11	PI	OP6
2	33	VALLE, Daniel	Yamaha MS Racing	YAMAHA	SPA	01:36,150	11	12	00:00,102	00:00,102	149,95	PI	SSP
3	12	GOMEZ, Borja	Cardoso Racing	YAMAHA	SPA	01:36,382	12	15	00:00,334	00:00,232	149,59	MI	SSP
4	58	PEROLARI, Corentin	Andotrans Team Torre	YAMAHA	FRA	01:36,460	8	13	00:00,412	00:00,078	149,47	MI	OP6
5	18	VIU, Aleix	EasyRace Team	YAMAHA	SPA	01:36,598	11	11	00:00,550	00:00,138	149,26	DU	SSP
6	16	RUIZ, Alejandro	GMFuel-VRCTeam	YAMAHA	SPA	01:36,717	11	14	00:00,669	00:00,119	149,07	MI	SSP
7	77	PONS, Miquel	Andotrans Team Torre	YAMAHA	SPA	01:36,776	5	14	00:00,728	00:00,059	148,98	MI	SSP
8	50	VOSTATEK, Ondrej	NEW2 Project	YAMAHA	CZE	01:36,788	13	17	00:00,740	00:00,012	148,96	MI	SSP
9	96	SANCHIS, David	MRE Talent	YAMAHA	SPA	01:36,856	10	13	00:00,808	00:00,068	148,86	MI	SSP
10	92	ROIG, Nil	SP57 Racing Team	YAMAHA	SPA	01:37,228	15	16	00:01,180	00:00,372	148,29	MI	SSP
11	24	GREGORIO, Matthieu	Tech Solutions	YAMAHA	FRA	01:37,416	11	15	00:01,368	00:00,188	148	PI	OP6
12	93	POULSEN, Mathias	MDS Racing Team	HONDA	DEN	01:37,426	10	12	00:01,378	00:00,010	147,99	MI	OP6
13	37	GONZALEZ, Mauro	MDR Spain Circuits	YAMAHA	SPA	01:37,489	11	15	00:01,441	00:00,063	147,89	MI	OP6
14	54	BULIK, Michal	NEW2 Project	YAMAHA	SVK	01:37,533	13	16	00:01,485	00:00,044	147,83	PI	SSP
15	91	FLOROV, Mihail	Motomecanica	YAMAHA	BUL	01:37,707	11	14	00:01,659	00:00,174	147,56	MI	OP6
16	47	VERDUGO, Luis	DR7 Hmax	YAMAHA	SPA	01:37,782	4	16	00:01,734	00:00,075	147,45	MI	OP6
17	52	ERILL, Guillem	DEZA - Box 77 Racing	KAWASAKI	SPA	01:37,793	13	14	00:01,745	00:00,011	147,43	PI	SSP
18	85	ROMERO, Pedro N.	Yamaha GV Stratos	YAMAHA	POR	01:37,821	8	15	00:01,773	00:00,028	147,39	MI	SSP
19	94	GONZALEZ, Andrés P.	EasyRace Team	YAMAHA	ARG	01:37,882	11	15	00:01,834	00:00,061	147,3	DU	SSP
20	34	TORRECILLAS, C.			SPA	01:37,903	10	10	00:01,855	00:00,021	147,27	MI	OP6
21	53	GONZALEZ, Daniel	SP57 Racing Team	YAMAHA	SPA	01:37,925	11	14	00:01,877	00:00,022	147,24	MI	OP6
22	11	SCHULTZ, Jared K.	Monex Team EDGE RST	YAMAHA	RSA	01:37,973	12	16	00:01,925	00:00,048	147,16	PI	OP6
23	21	MONTERO, E.	Castromaroto Racing	YAMAHA	SPA	01:38,083	14	15	00:02,035	00:00,110	147	PI	OP6
24	38	RODRIGUEZ, Juan	H43 Talasur	YAMAHA	SPA	01:38,100	11	16	00:02,052	00:00,017	146,97	MI	SSP
25	19	DIAZ, Joan	H43 Team NobbyTalasur	YAMAHA	SPA	01:38,174	12	14	00:02,126	00:00,074	146,86	MI	SSP
26	6	KROEZE, Sander	EasyRace Team	YAMAHA	NED	01:38,329	10	12	00:02,281	00:00,155	146,63	DU	OP6
27	43	JESPERSEN, Simon	H43 Team Nobby	YAMAHA	DEN	01:38,414	4	5	00:02,366	00:00,085	146,5	MI	SSP
28	57	KOSKINEN, Kenny	Kallio Racing Junior	YAMAHA	FIN	01:38,535	14	15	00:02,487	00:00,121	146,32	MI	SSP
29	74	SAKO, Daijiro	Antoni Barcelona XC	YAMAHA	JPN	01:38,537	13	13	00:02,489	00:00,002	146,32		SSP
30	88	LOUREIRO, Curtis D.	I+DENT Racing Team	YAMAHA	RSA	01:38,549	3	12	00:02,501	00:00,012	146,3	PI	SSP
31	81	NASSI, Felix	MDR Spain Circuits	YAMAHA	FIN	01:38,675	9	12	00:02,627	00:00,126	146,12	MI	SSP
32	78	HEREDIA, Angel	MDR Spain Circuits	YAMAHA	SPA	01:38,971	10	12	00:02,923	00:00,296	145,68	MI	OP6
33	25	DAVIS, Jamie	Fifty Motorsport	YAMAHA	GBR	01:39,009	11	13	00:02,961	00:00,038	145,62	MI	OP6
34	3	REHACEK, Filip	Cardoso Racing	YAMAHA	CZE	01:39,492	14	15	00:03,444	00:00,483	144,92	MI	OP6
35	69	ROLLET, Adrien	FP Racing	YAMAHA	FRA	01:40,147	11	15	00:04,099	00:00,655	143,97	PI	SSP
36	64	FABBRI, Davide	H43 Team NobbyTalasur	YAMAHA	ITA	01:40,328	5	10	00:04,280	00:00,181	143,71	MI	SSP
37	67	LEHTIRANTA, N.	RAM Racing Yamaha	YAMAHA	FIN	01:40,695	9	16	00:04,647	00:00,367	143,18	MI	OP6
38	56	HENRY, Marius	Tech Solutions	YAMAHA	FRA	01:41,183	13	15	00:05,135	00:00,488	142,49	PI	OP6
39	7	DZEGEDE, Z. K.	EasyRace Team	YAMAHA	USA	01:42,495	12	15	00:06,447	00:01,312	140,67	DU	OP6
40	8	CORREIA, Vasco	Team Moto Clube Loul	KAWASAKI	POR	01:43,345	2	8	00:07,297	00:00,850	139,51	DU	OP6
41	66	SHATERNIKOVA, O.	Yamaha GV Stratos	YAMAHA	RUS	01:43,704	6	7	00:07,656	00:00,359	139,03	MI	OP6

Time to clas. 01:45,543

Circuit Ricardo Tormo

Final Official

Provisional Official

Length: 4005 m. Hour: 11:00

JURY:

Hour:

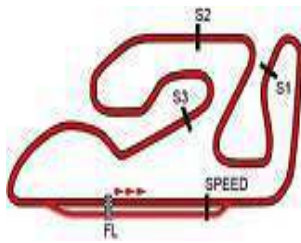
C.of the Course:

Hour: 23/10/2021

C.Timekeeper:

Hour: 11:59:15





Circuit Ricardo Tormo

Cto. de ESPAÑA de SUPERBIKE

ANALYSIS / SECTORS Ent. Cronometrado Supersport

3		REHACEK, Filip CZE		Cardoso Racing			
				P.Vmax: 31		T. Ideal: 01:39,339	
Lap	Time	Sector 1	Sector 2	Sector 3	Sector 4	V.Max	Hour
1	START	00:36,330	00:28,410	00:24,503	00:27,782		11:02:25
2	01:41,731	00:23,497	00:27,265	00:23,742	00:27,227	228,17	11:04:06
3	01:40,243	00:23,215	00:26,685	00:23,415	00:26,928	228,98	11:05:47
4	01:39,827	00:23,006	00:26,460	00:23,444	00:26,917	228,17	11:07:26
5	01:40,438	00:23,232	00:26,563	00:23,504	00:27,139	228,98	11:09:07
6	01:41,994	00:23,156	00:26,571	00:24,695	00:27,572	228,17	11:10:49
7	01:40,723	00:23,103	00:26,590	00:23,856	00:27,174	229,79	11:12:30
8	PIT	00:23,771	00:27,795	00:24,645	00:34,266	225,00	11:14:20
9	06:33,424	05:14,179	00:27,943	00:24,106	00:27,196		11:20:53
10	01:39,792	00:23,038	00:26,440	00:23,384	00:26,930	229,79	11:22:33
11	01:40,817	00:23,018	00:26,749	00:24,007	00:27,043	231,43	11:24:14
12	01:39,738	00:23,138	00:26,360	00:23,411	00:26,829	229,79	11:25:54
13	01:40,425	00:22,850	00:26,871	00:23,603	00:27,101	230,61	11:27:34
14	01:39,492	00:22,922	00:26,276	00:23,423	00:26,871	229,79	11:29:14
15	01:39,765	00:22,984	00:26,303	00:23,451	00:27,027	225,78	11:30:53

6		KROEZE, Sander NED		EasyRace Team			
				P.Vmax: 14		T. Ideal: 01:38,153	
Lap	Time	Sector 1	Sector 2	Sector 3	Sector 4	V.Max	Hour
1	START	00:56,340	00:28,493	00:25,329	00:27,934		11:02:46
2	01:39,789	00:23,011	00:26,550	00:23,206	00:27,022	232,26	11:04:25
3	01:38,922	00:22,938	00:26,238	00:22,957	00:26,789	232,26	11:06:04
4	01:42,652	00:22,730	00:27,034	00:25,187	00:27,701	233,09	11:07:47
5	01:38,950	00:22,778	00:26,182	00:23,149	00:26,841	235,64	11:09:26
6	PIT	00:23,189	00:26,934	00:23,887	00:33,862	230,61	11:11:14
7	PIT	09:01,747	00:28,181	00:23,545	00:39,438		11:21:47
8	03:08,089	01:50,061	00:27,284	00:23,624	00:27,120		11:24:55
9	01:38,793	00:22,776	00:26,354	00:23,039	00:26,624	230,61	11:26:34
10	01:38,329	00:22,503	00:26,139	00:23,052	00:26,635	233,94	11:28:12
11	01:39,518	00:22,558	00:26,083	00:23,297	00:27,580	234,78	11:29:51
12	01:38,416	00:22,558	00:26,069	00:23,109	00:26,680	234,78	11:31:30

7		DZEGEDE, Z. K. USA		EasyRace Team			
				P.Vmax: 37		T. Ideal: 01:42,378	
Lap	Time	Sector 1	Sector 2	Sector 3	Sector 4	V.Max	Hour
1	START	00:35,850	00:29,050	00:24,988	00:28,603		11:02:26
2	01:45,129	00:23,799	00:27,756	00:24,747	00:28,827	228,17	11:04:11
3	01:44,053	00:23,705	00:27,477	00:24,643	00:28,228	225,78	11:05:55
4	01:43,449	00:23,589	00:27,514	00:24,373	00:27,973	226,57	11:07:39
5	01:43,905	00:23,564	00:27,493	00:24,367	00:28,481	227,37	11:09:23
6	01:43,594	00:23,603	00:27,560	00:24,403	00:28,028	226,57	11:11:06
7	PIT	00:23,918	00:27,743	00:24,637	00:38,232	225,78	11:13:01
8	06:05,112	04:44,130	00:28,455	00:24,586	00:27,941		11:19:06
9	01:43,446	00:23,567	00:27,693	00:24,154	00:28,032	226,57	11:20:49
10	01:42,921	00:23,380	00:27,343	00:24,216	00:27,982	229,79	11:22:32
11	NULL	00:23,941	00:28,411	00:24,436	00:28,337	229,79	11:24:17
12	01:42,495	00:23,270	00:27,332	00:24,142	00:27,751	228,17	11:26:00
13	01:42,560	00:23,260	00:27,337	00:24,104	00:27,859	226,57	11:27:42
14	01:42,978	00:23,269	00:27,363	00:24,120	00:28,226	228,17	11:29:25
15	01:43,340	00:23,518	00:27,263	00:24,215	00:28,344	225,00	11:31:09

8		CORREIA, Vasco POR		Team Moto Clube Loul			
				P.Vmax: 40		T. Ideal: 01:43,181	
Lap	Time	Sector 1	Sector 2	Sector 3	Sector 4	V.Max	Hour
1	START	07:32,579	00:31,182	00:26,759	00:29,836		11:09:28
2	01:43,345	00:23,462	00:27,732	00:24,422	00:27,729	227,37	11:11:11

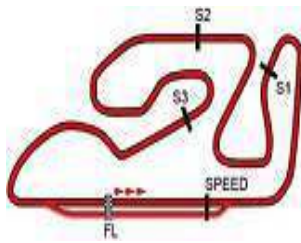
3	PIT	00:30,488	00:30,962	00:28,852	00:37,663	227,37	11:13:19
4	07:17,989	05:53,439	00:28,836	00:27,818	00:27,896		11:20:37
5	01:43,476	00:23,518	00:27,681	00:24,501	00:27,776	227,37	11:22:21
6	01:59,085	00:28,329	00:28,789	00:33,141	00:28,826	225,78	11:24:20
7	01:43,739	00:23,349	00:27,794	00:24,642	00:27,954	227,37	11:26:04
8	PIT	00:26,924	00:31,889	00:47,012	00:38,909	225,78	11:28:28

10		ORRADRE, Unai SPA		Yamaha MS Racing			
				P.Vmax: 4		T. Ideal: 01:35,894	
Lap	Time	Sector 1	Sector 2	Sector 3	Sector 4	V.Max	Hour
1	START	01:21,116	00:27,233	00:24,273	00:27,671		11:03:08
2	01:36,908	00:22,362	00:25,745	00:22,519	00:26,282	236,50	11:04:45
3	01:36,545	00:22,295	00:25,695	00:22,430	00:26,125	235,64	11:06:21
4	01:36,806	00:22,378	00:25,626	00:22,473	00:26,329	237,36	11:07:58
5	PIT	00:23,186	00:26,532	00:23,467	00:35,634	236,50	11:09:47
6	05:08,270	03:51,534	00:26,872	00:22,766	00:27,098		11:14:55
7	01:36,629	00:22,162	00:25,890	00:22,472	00:26,105	233,94	11:16:32
8	01:36,373	00:22,257	00:25,531	00:22,369	00:26,216	234,78	11:18:08
9	01:36,585	00:22,219	00:25,622	00:22,496	00:26,248	233,94	11:19:45
10	PIT	00:23,111	00:27,417	00:23,950	00:33,851	234,78	11:21:33
11	05:45,407	04:20,418	00:30,125	00:24,443	00:30,421		11:27:19
12	01:36,048	00:22,205	00:25,475	00:22,286	00:26,082	239,11	11:28:55
13	01:38,948	00:22,051	00:25,592	00:23,140	00:28,165	237,36	11:30:34

11		SCHULTZ, Jared K. RSA		Monex Team EDGE RST			
				P.Vmax: 24		T. Ideal: 01:37,958	
Lap	Time	Sector 1	Sector 2	Sector 3	Sector 4	V.Max	Hour
1	START		00:27,350	00:24,160	00:27,415		11:01:46
2	01:39,360	00:22,851	00:26,246	00:23,387	00:26,876	225,78	11:03:26
3	01:40,933	00:24,167	00:26,505	00:23,377	00:26,884	233,09	11:05:07
4	01:41,081	00:22,808	00:26,129	00:24,985	00:27,159	232,26	11:06:48
5	01:39,313	00:22,767	00:26,537	00:23,145	00:26,864	229,79	11:08:27
6	01:38,385	00:22,693	00:25,969	00:22,977	00:26,746	229,79	11:10:06
7	PIT	00:24,107	00:26,913	00:23,707	00:34,795	229,79	11:11:55
8	05:54,768	04:37,183	00:27,178	00:23,441	00:26,966		11:17:50
9	01:39,338	00:23,045	00:26,089	00:23,315	00:26,889	226,57	11:19:29
10	01:38,506	00:22,678	00:26,011	00:23,031	00:26,786	228,98	11:21:08
11	01:38,269	00:22,586	00:25,958	00:22,938	00:26,787	229,79	11:22:46
12	01:37,973	00:22,601	00:25,949	00:22,901	00:26,522	230,61	11:24:24
13	01:58,933	00:22,928	00:29,614	00:39,152	00:27,239	231,43	11:26:23
14	01:39,178	00:22,879	00:26,270	00:23,213	00:26,816	228,98	11:28:02
15	01:38,287	00:22,592	00:26,001	00:22,998	00:26,696	229,79	11:29:40
16	PIT	00:26,917	00:29,890	00:41,838	00:44,175	229,79	11:32:03

12		GOMEZ, Borja SPA		Cardoso Racing			
				P.Vmax: 19		T. Ideal: 01:17,591	
Lap	Time	Sector 1	Sector 2	Sector 3	Sector 4	V.Max	Hour
1	START	00:03,430	00:27,400	00:24,300	00:26,997		11:01:50
2	01:37,581	00:22,545	00:26,060	00:22,549	00:26,427	233,09	11:03:27
3	01:37,267	00:22,440	00:25,817	00:22,554	00:26,456	232,26	11:05:05
4	01:37,249	00:22,333	00:25,843	00:22,635	00:26,438	231,43	11:06:42
5	01:37,007	00:22,276	00:25,723	00:22,604	00:26,404	230,61	11:08:19
6	01:40,936	00:25,054	00:26,492	00:22,753	00:26,637	228,98	11:10:00
7	01:37,516	00:22,410	00:25,884	00:22,683	00:26,539	228,17	11:11:37
8	01:37,337	00:22,407	00:25,798	00:22,597	00:26,535	228,98	11:13:15
9	PIT	00:22,970	00:26,197	00:23,143	00:33,643	229,79	11:15:01
10	06:18,400	05:01,879	00:26,522	00:23,162	00:26,837		11:21:19
11	01:36,533	00:22,332	00:25,612	00:22,364	00:26,225	230,61	11:22:55
12	01:36,382	00:22,190	00:25,595	00:22,395	00:26,202	232,26	11:24:32





Circuit Ricardo Tormo

23-24 OCTUBRE 2021

Circuit Ricardo Tormo

Cto. de ESPAÑA de SUPERBIKE

ANALYSIS / SECTORS Ent. Cronometrado Supersport

13	01:41,399	00:25,460	00:26,109	00:23,118	00:26,712	233,09	11:26:13
14	01:36,816	00:22,271	00:25,640	00:22,569	00:26,336	232,26	11:27:50
15	PIT	00:22,376	00:27,103	00:30,927	00:34,922	233,94	11:29:45

3	01:38,858	00:22,894	00:26,153	00:23,040	00:26,771	232,26	11:06:05
4	01:46,960	00:26,313	00:30,587	00:23,220	00:26,840	233,94	11:07:52
5	01:42,011	00:22,760	00:28,587	00:23,549	00:27,115	229,79	11:09:34
6	NULL	00:22,764	00:26,364	00:23,691	00:26,990	227,37	11:11:13
7	01:38,901	00:22,816	00:26,098	00:22,948	00:27,039	228,17	11:12:52
8	01:38,622	00:22,750	00:26,177	00:22,958	00:26,737	227,37	11:14:31
9	PIT	00:25,810	00:29,132	00:23,898	00:33,883	227,37	11:16:24
10	05:44,453	04:27,651	00:26,939	00:23,006	00:26,857		11:22:08
11	NULL	00:22,833	00:26,178	00:22,853	00:26,763	226,57	11:23:47
12	01:38,323	00:22,698	00:26,062	00:22,838	00:26,725	225,78	11:25:25
13	01:38,408	00:22,689	00:26,057	00:22,842	00:26,820	228,17	11:27:03
14	01:38,083	00:22,678	00:25,928	00:22,828	00:26,649	228,98	11:28:42
15	PIT	00:23,317	00:31,336	00:25,028	00:37,861	228,17	11:30:39

16	RUIZ, Alejandro		GMFuel-VRCTeam				
	SPA		P.Vmax: 8	T. Ideal: 01:35,623			
Lap	Time	Sector 1	Sector 2	Sector 3	Sector 4	V.Max	Hour
1	START		00:24,650	00:27,580	00:30,609		11:01:50
2	01:38,279	00:22,854	00:25,996	00:22,887	00:26,542	233,09	11:03:29
3	01:38,242	00:22,518	00:25,863	00:23,269	00:26,592	234,78	11:05:07
4	01:37,449	00:22,473	00:25,821	00:22,619	00:26,536	237,36	11:06:44
5	PIT	00:22,452	00:26,144	00:22,831	00:33,863	229,79	11:08:30
6	04:01,530	02:36,498	00:31,083	00:26,765	00:27,184		11:12:31
7	01:48,186	00:22,443	00:26,877	00:28,688	00:30,178	230,61	11:14:19
8	01:37,117	00:22,290	00:25,857	00:22,627	00:26,343	231,43	11:15:56
9	PIT	00:22,731	00:27,317	00:22,931	00:34,471	233,09	11:17:44
10	04:41,524	03:18,317	00:31,770	00:24,264	00:27,173		11:22:25
11	01:36,717	00:22,258	00:25,744	00:22,461	00:26,254	229,79	11:24:02
12	01:38,300	00:22,633	00:25,758	00:23,000	00:26,909	231,43	11:25:40
13	PIT	00:22,323	00:25,841	00:23,017	00:34,679	231,43	11:27:26
14	03:50,858	02:18,981	00:31,680	00:29,418	00:30,779		11:31:17

24	GREGORIO, Matthieu		Tech Solutions				
	FRA		P.Vmax: 2	T. Ideal: 01:30,872			
Lap	Time	Sector 1	Sector 2	Sector 3	Sector 4	V.Max	Hour
1	START		00:15,880	00:28,310	00:23,750	00:27,154	11:02:03
2	01:39,196	00:23,048	00:26,430	00:23,189	00:26,529	237,36	11:03:42
3	01:38,390	00:22,509	00:26,245	00:22,977	00:26,659	240,00	11:05:20
4	01:38,346	00:22,637	00:26,138	00:22,908	00:26,663	233,94	11:06:59
5	01:37,947	00:22,521	00:26,013	00:22,818	00:26,595	233,94	11:08:37
6	01:38,091	00:22,542	00:26,042	00:22,907	00:26,600	234,78	11:10:15
7	PIT	00:27,035	00:27,400	00:24,229	00:36,666	232,26	11:12:10
8	07:45,994	06:27,132	00:28,038	00:23,864	00:26,960		11:19:56
9	01:39,318	00:22,654	00:26,363	00:23,239	00:27,062	233,09	11:21:35
10	01:37,732	00:22,441	00:25,960	00:22,851	00:26,480	234,78	11:23:13
11	01:37,416	00:22,419	00:25,872	00:22,813	00:26,312	238,24	11:24:50
12	01:41,346	00:22,501	00:28,404	00:23,673	00:26,768	240,00	11:26:32
13	01:38,143	00:22,486	00:26,049	00:22,897	00:26,711	240,00	11:28:10
14	01:37,537	00:22,321	00:25,930	00:22,853	00:26,433	237,36	11:29:47
15	01:37,984	00:22,311	00:25,867	00:23,145	00:26,661	237,36	11:31:25

18	VIU, Aleix		EasyRace Team				
	SPA		P.Vmax: 9	T. Ideal: 01:36,450			
Lap	Time	Sector 1	Sector 2	Sector 3	Sector 4	V.Max	Hour
1	PIT	01:47,061	00:27,396	00:23,927	00:34,718		11:03:41
2	10:22,861	09:06,829	00:26,612	00:22,997	00:26,423		11:14:04
3	01:38,142	00:22,267	00:25,943	00:23,067	00:26,865	231,43	11:15:42
4	01:37,217	00:22,238	00:25,828	00:22,854	00:26,297	230,61	11:17:19
5	01:36,811	00:22,162	00:25,685	00:22,682	00:26,282	231,43	11:18:56
6	01:36,775	00:22,083	00:25,703	00:22,756	00:26,233	233,09	11:20:32
7	PIT	00:22,725	00:26,904	00:23,410	00:34,493	233,09	11:22:20
8	04:11,476	02:53,702	00:27,180	00:23,881	00:26,713		11:26:31
9	01:49,315	00:23,539	00:36,666	00:22,738	00:26,372	236,50	11:28:21
10	01:36,741	00:22,113	00:25,767	00:22,689	00:26,172	233,09	11:29:58
11	01:36,598	00:22,134	00:25,581	00:22,614	00:26,269	231,43	11:31:34

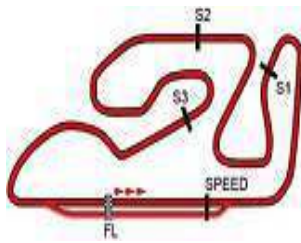
25	DAVIS, Jamie		Fifty Motorsport				
	GBR		P.Vmax: 34	T. Ideal: 01:39,006			
Lap	Time	Sector 1	Sector 2	Sector 3	Sector 4	V.Max	Hour
1	START	01:07,700	00:28,539	00:24,302	00:27,597		11:02:56
2	01:40,403	00:22,964	00:26,924	00:23,567	00:26,948	228,98	11:04:36
3	01:39,985	00:22,790	00:26,562	00:23,529	00:27,104	229,79	11:06:16
4	01:39,838	00:22,794	00:26,536	00:23,517	00:26,991	229,79	11:07:56
5	PIT	00:27,060	00:27,342	00:24,235	00:33,442	228,98	11:09:48
6	04:26,650	03:03,413	00:31,744	00:24,320	00:27,173		11:14:15
7	01:40,425	00:22,932	00:26,872	00:23,528	00:27,093	228,17	11:15:55
8	PIT	00:22,722	00:26,505	00:23,601	00:31,813	227,37	11:17:40
9	05:55,568	04:33,967	00:30,837	00:23,651	00:27,113		11:23:35
10	01:39,582	00:22,720	00:26,551	00:23,399	00:26,912	228,98	11:25:15
11	01:39,009	00:22,600	00:26,349	00:23,239	00:26,821	228,98	11:26:54
12	01:45,099	00:22,794	00:30,018	00:24,647	00:27,640	228,17	11:28:39
13	PIT	00:22,597	00:26,403	00:25,626	00:35,380	230,61	11:30:29

19	DIAZ, Joan		H43 Team NobbyTalusu				
	SPA		P.Vmax: 19	T. Ideal: 01:38,082			
Lap	Time	Sector 1	Sector 2	Sector 3	Sector 4	V.Max	Hour
1	START	00:49,440	00:28,177	00:23,979	00:27,183		11:02:36
2	01:40,887	00:22,922	00:26,695	00:23,518	00:27,752	231,43	11:04:17
3	01:39,910	00:22,817	00:26,589	00:23,508	00:26,996	231,43	11:05:57
4	01:39,412	00:22,561	00:26,568	00:23,352	00:26,931	233,94	11:07:37
5	PIT	00:22,982	00:26,866	00:23,444	00:33,094	231,43	11:09:23
6	07:38,974	06:16,892	00:31,494	00:23,788	00:26,800		11:17:02
7	01:38,466	00:22,581	00:26,264	00:23,110	00:26,511	229,79	11:18:40
8	01:38,346	00:22,518	00:26,198	00:23,032	00:26,598	232,26	11:20:19
9	01:38,438	00:22,498	00:26,305	00:23,087	00:26,548	233,09	11:21:57
10	01:42,859	00:23,786	00:29,040	00:23,348	00:26,685	233,09	11:23:40
11	01:38,491	00:22,552	00:26,236	00:23,097	00:26,606	233,09	11:25:19
12	01:38,174	00:22,492	00:26,156	00:22,923	00:26,603	233,94	11:26:57
13	01:38,459	00:22,580	00:26,238	00:23,037	00:26,604	233,94	11:28:35
14	01:38,468	00:22,557	00:26,239	00:22,986	00:26,686	233,09	11:30:14

33	VALLE, Daniel		Yamaha MS Racing				
	SPA		P.Vmax: 2	T. Ideal: 01:36,150			
Lap	Time	Sector 1	Sector 2	Sector 3	Sector 4	V.Max	Hour
1	START	01:21,783	00:27,278	00:24,317	00:27,455		11:03:08
2	01:37,125	00:22,617	00:25,803	00:22,547	00:26,158	235,64	11:04:46
3	01:36,736	00:22,331	00:25,760	00:22,522	00:26,123	239,11	11:06:22
4	01:37,130	00:22,379	00:25,863	00:22,689	00:26,199	238,24	11:07:59
5	PIT	00:23,117	00:26,638	00:23,244	00:34,830	238,24	11:09:47
6	05:08,733	03:53,356	00:26,349	00:22,552	00:26,476		11:14:56

21	MONTERO, E.		Castromaroto Racing				
	SPA		P.Vmax: 19	T. Ideal: 01:38,083			
Lap	Time	Sector 1	Sector 2	Sector 3	Sector 4	V.Max	Hour
1	START	00:56,016	00:31,521	00:24,418	00:27,317		11:02:47
2	01:38,933	00:23,002	00:26,334	00:22,873	00:26,724	228,98	11:04:26





Circuit Ricardo Tormo

Cto. de ESPAÑA de SUPERBIKE

ANALYSIS / SECTORS Ent. Cronometrado Supersport

7	01:36,654	00:22,346	00:25,584	00:22,514	00:26,210	238,24	11:16:33
8	01:36,733	00:22,332	00:25,633	00:22,473	00:26,295	237,36	11:18:09
9	PIT	00:26,107	00:31,255	00:24,393	00:32,051	237,36	11:20:03
10	07:15,981	05:51,368	00:30,365	00:26,188	00:28,060		11:27:19
11	01:36,150	00:22,231	00:25,509	00:22,367	00:26,043	238,24	11:28:55
12	01:36,894	00:22,278	00:25,578	00:22,524	00:26,514	240,00	11:30:32

34	TORRECILLAS, C.						
	SPA	P.Vmax: 19		T. Ideal: 01:32,256			

Lap	Time	Sector 1	Sector 2	Sector 3	Sector 4	V.Max	Hour
1	START	00:16,760	00:27,190	00:23,670	00:27,163		11:02:02
2	01:39,389	00:22,819	00:26,302	00:23,539	00:26,729	230,61	11:03:42
3	01:39,193	00:22,833	00:26,290	00:23,235	00:26,835	232,26	11:05:21
4	01:38,829	00:22,759	00:26,114	00:23,156	00:26,800	233,94	11:07:00
5	01:38,533	00:22,576	00:26,155	00:23,102	00:26,700	233,09	11:08:38
6	01:38,369	00:22,496	00:26,180	00:23,113	00:26,580	230,61	11:10:17
7	PIT	00:22,681	00:26,554	00:23,355	00:34,277	231,43	11:12:04
8	15:31,208	14:11,950	00:28,815	00:23,681	00:26,762		11:27:35
9	01:39,034	00:22,635	00:26,210	00:23,530	00:26,659	232,26	11:29:14
10	01:37,903	00:22,407	00:26,000	00:23,011	00:26,485	233,94	11:30:52

37	GONZALEZ, Mauro						
	SPA	MDR Spain Circuits		P.Vmax: 27		T. Ideal: 01:37,337	

Lap	Time	Sector 1	Sector 2	Sector 3	Sector 4	V.Max	Hour
1	START	01:07,460	00:28,525	00:23,643	00:27,038		11:02:54
2	01:39,565	00:23,223	00:26,405	00:23,079	00:26,858	228,98	11:04:34
3	01:38,570	00:22,780	00:26,079	00:23,020	00:26,691	229,79	11:06:12
4	01:38,508	00:22,727	00:26,033	00:23,042	00:26,706	229,79	11:07:51
5	01:38,695	00:22,519	00:25,825	00:23,575	00:26,776	229,79	11:09:30
6	01:38,435	00:22,570	00:26,223	00:22,996	00:26,646	231,43	11:11:08
7	01:38,066	00:22,471	00:25,986	00:22,934	00:26,675	229,79	11:12:46
8	PIT	00:22,453	00:25,924	00:22,893	00:31,520	229,79	11:14:29
9	05:48,354	04:31,954	00:26,823	00:22,901	00:26,676		11:20:17
10	01:37,730	00:22,523	00:25,868	00:22,856	00:26,483	230,61	11:21:55
11	01:37,489	00:22,408	00:25,757	00:22,912	00:26,412	232,26	11:23:32
12	01:37,718	00:22,396	00:25,869	00:22,815	00:26,638	232,26	11:25:10
13	01:37,824	00:22,393	00:25,964	00:22,878	00:26,589	230,61	11:26:48
14	01:43,586	00:26,833	00:27,390	00:22,863	00:26,500	231,43	11:28:32
15	01:37,818	00:22,353	00:25,869	00:22,952	00:26,644	231,43	11:30:09

38	RODRIGUEZ, Juan						
	SPA	H43 Talasur		P.Vmax: 16		T. Ideal: 01:34,092	

Lap	Time	Sector 1	Sector 2	Sector 3	Sector 4	V.Max	Hour
1	START	00:18,480	00:28,110	00:24,180	00:27,742		11:02:06
2	01:41,116	00:23,412	00:26,911	00:23,638	00:27,155	231,43	11:03:47
3	01:39,791	00:22,921	00:26,612	00:23,387	00:26,871	230,61	11:05:27
4	01:40,010	00:23,087	00:26,519	00:23,284	00:27,120	230,61	11:07:07
5	01:39,628	00:22,926	00:26,303	00:23,385	00:27,014	232,26	11:08:47
6	PIT	00:22,948	00:26,789	00:23,580	00:33,359	228,98	11:10:33
7	04:53,144	03:35,287	00:27,272	00:23,587	00:26,998		11:15:26
8	01:38,983	00:22,598	00:26,333	00:23,242	00:26,810	228,17	11:17:05
9	01:38,870	00:22,558	00:26,297	00:23,285	00:26,730	229,79	11:18:44
10	01:42,925	00:26,806	00:26,470	00:23,026	00:26,623	230,61	11:20:27
11	01:38,100	00:22,471	00:26,041	00:23,004	00:26,584	229,79	11:22:05
12	01:46,834	00:24,038	00:32,022	00:23,898	00:26,876	231,43	11:23:52
13	01:46,779	00:22,544	00:28,118	00:23,593	00:32,524	231,43	11:25:39
14	01:38,555	00:22,701	00:26,048	00:23,104	00:26,702	225,78	11:27:17
15	01:41,919	00:25,122	00:27,104	00:23,081	00:26,612	232,26	11:28:59
16	01:38,182	00:22,476	00:26,101	00:22,987	00:26,618	234,78	11:30:38

43	JESPERSEN, Simon						
	DEN	H43 Team Nobby		P.Vmax: 19		T. Ideal: 01:38,414	

Lap	Time	Sector 1	Sector 2	Sector 3	Sector 4	V.Max	Hour
1	START	01:07,300	00:28,767	00:23,908	00:26,683		11:02:54
2	18:51,237	17:33,992	00:26,931	00:23,179	00:27,135	233,94	11:21:45
3	01:39,347	00:23,109	00:26,437	00:23,010	00:26,791	228,98	11:23:25
4	01:38,414	00:22,670	00:26,158	00:22,945	00:26,641	232,26	11:25:03
5	PIT	00:23,702	00:27,925	00:23,974	00:32,987	232,26	11:26:52

47	VERDUGO, Luis						
	SPA	DR7 Hmax		P.Vmax: 9		T. Ideal: 01:19,694	

Lap	Time	Sector 1	Sector 2	Sector 3	Sector 4	V.Max	Hour
1	START	00:04,500	00:27,130	00:23,820	00:26,992		11:01:50
2	01:38,433	00:22,847	00:26,085	00:23,037	00:26,464	236,50	11:03:28
3	01:39,040	00:22,623	00:26,233	00:23,242	00:26,942	236,50	11:05:07
4	01:37,782	00:22,523	00:25,832	00:22,961	00:26,466	236,50	11:06:45
5	01:37,834	00:22,492	00:25,910	00:22,936	00:26,496	234,78	11:08:23
6	PIT	00:23,092	00:26,357	00:23,812	00:32,611	232,26	11:10:09
7	06:05,606	04:47,293	00:27,156	00:24,053	00:27,104		11:16:15
8	01:37,896	00:22,529	00:26,005	00:22,909	00:26,453	233,94	11:17:52
9	01:38,367	00:22,659	00:26,148	00:22,987	00:26,573	233,94	11:19:31
10	01:38,137	00:22,515	00:25,946	00:22,976	00:26,700	233,94	11:21:09
11	01:38,068	00:22,540	00:25,917	00:23,053	00:26,558	234,78	11:22:47
12	01:39,917	00:23,109	00:26,306	00:23,698	00:26,804	234,78	11:24:27
13	01:38,102	00:22,516	00:25,919	00:23,061	00:26,606	234,78	11:26:05
14	01:45,709	00:24,719	00:27,122	00:27,233	00:26,635	235,64	11:27:51
15	01:47,626	00:22,422	00:26,790	00:28,911	00:29,503	235,64	11:29:38
16	01:38,237	00:22,447	00:25,904	00:23,007	00:26,879	233,94	11:31:17

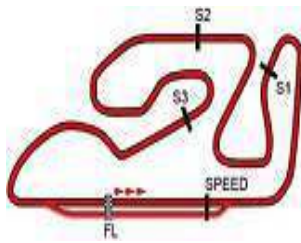
50	VOSTATEK, Ondrej						
	CZE	NEW2 Project		P.Vmax: 6		T. Ideal: 01:35,164	

Lap	Time	Sector 1	Sector 2	Sector 3	Sector 4	V.Max	Hour
1	START		00:24,150	00:25,050	00:27,166		11:01:44
2	01:38,792	00:22,925	00:26,168	00:22,914	00:26,785	230,61	11:03:23
3	01:40,725	00:23,097	00:27,289	00:23,280	00:27,059	228,98	11:05:03
4	01:38,300	00:22,604	00:26,198	00:22,930	00:26,568	232,26	11:06:42
5	PIT	00:22,688	00:26,793	00:23,498	00:33,780	228,17	11:08:28
6	NULL	03:14,352	00:27,592	00:22,736	00:26,474		11:13:00
7	01:37,189	00:22,545	00:25,760	00:22,475	00:26,409	228,17	11:14:37
8	01:37,127	00:22,469	00:25,713	00:22,482	00:26,463	228,98	11:16:14
9	01:37,033	00:22,386	00:25,746	00:22,515	00:26,386	229,79	11:17:51
10	01:37,138	00:22,398	00:25,680	00:22,671	00:26,389	230,61	11:19:28
11	01:41,811	00:25,533	00:26,404	00:23,378	00:26,496	229,79	11:21:10
12	01:37,277	00:22,416	00:25,588	00:22,689	00:26,584	232,26	11:22:47
13	01:36,788	00:22,368	00:25,710	00:22,521	00:26,189	236,50	11:24:24
14	NULL	00:23,012	00:26,559	00:34,969	00:26,775	238,24	11:26:15
15	NULL	00:22,355	00:25,730	00:22,794	00:26,439	231,43	11:27:53
16	01:38,183	00:22,408	00:25,851	00:23,370	00:26,554	231,43	11:29:31
17	01:38,399	00:22,350	00:25,922	00:23,352	00:26,775	233,94	11:31:09

52	ERILL, Guillem						
	SPA	DEZA - Box 77 Racing		P.Vmax: 16		T. Ideal: 01:23,140	

Lap	Time	Sector 1	Sector 2	Sector 3	Sector 4	V.Max	Hour
1	START	00:08,100	00:27,910	00:23,920	00:27,201		11:01:55
2	01:39,870	00:23,073	00:26,404	00:23,394	00:26,999	229,79	11:03:35
3	NULL	00:22,746	00:25,968	00:23,093	00:26,717	234,78	11:05:13
4	01:38,039	00:22,527	00:25,962	00:22,977	00:26,573	232,26	11:06:51
5	01:38,239	00:22,633	00:25,964	00:23,010	00:26,632	231,43	11:08:29
6	PIT	00:23,164	00:26,881	00:23,315	00:31,850	231,43	11:10:15





Circuit Ricardo Tormo

23-24 OCTUBRE 2021

Circuit Ricardo Tormo

Cto. de ESPAÑA de SUPERBIKE

ANALYSIS / SECTORS Ent. Cronometrado Supersport

7	04:41,328	03:24,616	00:26,842	00:23,187	00:26,683		11:14:56	10	01:41,322	00:23,247	00:26,863	00:23,664	00:27,548	226,57	11:21:14
8	01:37,885	00:22,683	00:25,873	00:22,881	00:26,448	231,43	11:16:34	11	01:51,813	00:27,779	00:30,587	00:25,845	00:27,602	227,37	11:23:06
9	01:37,955	00:22,358	00:25,968	00:23,039	00:26,590	233,09	11:18:12	12	01:41,519	00:23,373	00:26,886	00:23,746	00:27,514	230,61	11:24:48
10	PIT	00:23,105	00:27,253	00:23,566	00:31,935	232,26	11:19:58	13	01:41,183	00:23,356	00:26,657	00:23,740	00:27,430	229,79	11:26:29
11	06:33,699	05:16,172	00:27,051	00:23,745	00:26,731		11:26:31	14	01:41,394	00:23,267	00:26,771	00:23,854	00:27,502	229,79	11:28:10
12	01:37,915	00:22,474	00:25,811	00:22,985	00:26,645	230,61	11:28:09	15	01:50,133	00:26,684	00:30,709	00:24,691	00:28,049	233,09	11:30:00
13	01:37,793	00:22,362	00:25,786	00:22,806	00:26,839	230,61	11:29:47								
14	01:38,386	00:22,412	00:25,992	00:23,124	00:26,858	230,61	11:31:25								

53	GONZALEZ, Daniel	SP57 Racing Team					
	SPA	P.Vmax: 27 T. Ideal: 01:25,652					
Lap	Time	Sector 1	Sector 2	Sector 3	Sector 4	V.Max	Hour
1	START	00:10,420	00:27,590	00:23,760	00:27,062		11:01:56
2	01:38,646	00:22,720	00:26,290	00:23,093	00:26,543	228,98	11:03:35
3	01:38,278	00:22,592	00:26,154	00:22,851	00:26,681	232,26	11:05:13
4	01:38,058	00:22,553	00:25,958	00:22,948	00:26,599	232,26	11:06:51
5	01:38,207	00:22,566	00:26,023	00:22,965	00:26,653	232,26	11:08:30
6	PIT	00:22,727	00:26,064	00:23,521	00:34,590	230,61	11:10:16
7	08:16,628	06:59,990	00:26,635	00:23,301	00:26,702		11:18:33
8	01:38,291	00:22,665	00:26,091	00:22,872	00:26,663	226,57	11:20:11
9	01:38,380	00:22,685	00:25,984	00:22,902	00:26,809	226,57	11:21:50
10	01:37,989	00:22,584	00:25,907	00:22,886	00:26,612	228,17	11:23:28
11	01:37,925	00:22,585	00:25,983	00:22,883	00:26,474	226,57	11:25:06
12	PIT	00:22,734	00:26,028	00:24,606	00:33,962	228,98	11:26:53
13	02:38,732	01:20,894	00:27,261	00:23,748	00:26,829		11:29:32
14	01:38,292	00:22,586	00:26,028	00:23,068	00:26,610	227,37	11:31:10

54	BULIK, Michal	NEW2 Project					
	SVK	P.Vmax: 9 T. Ideal: 01:36,536					
Lap	Time	Sector 1	Sector 2	Sector 3	Sector 4	V.Max	Hour
1	START		00:25,000	00:23,880	00:27,190		11:01:44
2	01:39,908	00:23,613	00:26,379	00:23,069	00:26,847	227,37	11:03:24
3	01:39,480	00:22,969	00:26,454	00:23,169	00:26,888	231,43	11:05:03
4	PIT	00:22,862	00:26,788	00:23,186	00:33,168	229,79	11:06:49
5	06:12,103	04:54,484	00:27,196	00:23,468	00:26,955		11:13:01
6	01:41,931	00:23,079	00:26,420	00:25,819	00:26,613	235,64	11:14:43
7	01:38,201	00:22,644	00:26,122	00:22,887	00:26,548	229,79	11:16:21
8	01:37,881	00:22,659	00:25,896	00:22,820	00:26,506	228,98	11:17:59
9	01:37,806	00:22,582	00:25,862	00:22,745	00:26,617	230,61	11:19:37
10	01:37,620	00:22,563	00:25,797	00:22,634	00:26,626	230,61	11:21:15
11	01:38,315	00:22,445	00:25,710	00:23,165	00:26,995	236,50	11:22:53
12	01:41,012	00:25,228	00:26,576	00:22,751	00:26,457	231,43	11:24:34
13	01:37,533	00:22,504	00:25,834	00:22,680	00:26,515	232,26	11:26:11
14	01:37,587	00:22,499	00:25,739	00:22,768	00:26,581	232,26	11:27:49
15	01:41,492	00:25,123	00:26,171	00:23,629	00:26,569	232,26	11:29:30
16	01:38,490	00:22,537	00:26,272	00:23,156	00:26,525	229,79	11:31:09

56	HENRY, Marius	Tech Solutions					
	FRA	P.Vmax: 24 T. Ideal: 01:37,556					
Lap	Time	Sector 1	Sector 2	Sector 3	Sector 4	V.Max	Hour
1	START	00:19,840	00:27,900	00:24,000	00:28,113		11:02:07
2	01:42,840	00:23,711	00:27,265	00:24,221	00:27,643	228,98	11:03:50
3	01:41,935	00:23,390	00:26,925	00:23,918	00:27,702	229,79	11:05:32
4	01:42,109	00:23,496	00:27,173	00:23,920	00:27,520	230,61	11:07:14
5	NULL	00:23,696	00:28,442	00:24,766	00:28,686	227,37	11:09:00
6	01:42,207	00:23,345	00:27,053	00:24,018	00:27,791	228,17	11:10:42
7	PIT	00:23,498	00:28,179	00:30,954	00:39,752	226,57	11:12:44
8	05:07,185	03:48,196	00:27,254	00:24,023	00:27,712		11:17:52
9	01:41,455	00:23,265	00:26,888	00:23,629	00:27,673	227,37	11:19:33

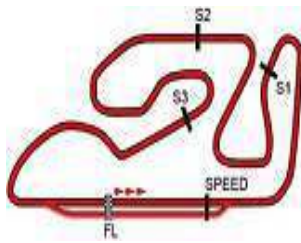
57	KOSKINEN, Kenny	Kallio Racing Junior					
	FIN	P.Vmax: 31 T. Ideal: 01:38,414					
Lap	Time	Sector 1	Sector 2	Sector 3	Sector 4	V.Max	Hour
1	START	00:47,340	00:27,450	00:23,315	00:27,281		11:02:33
2	01:40,651	00:23,305	00:26,968	00:23,357	00:27,021	230,61	11:04:14
3	01:40,090	00:22,825	00:26,573	00:23,660	00:27,032	229,79	11:05:54
4	01:39,164	00:22,815	00:26,319	00:22,987	00:27,043	228,17	11:07:33
5	NULL	00:22,789	00:26,209	00:23,105	00:26,901	227,37	11:09:12
6	01:38,949	00:22,778	00:26,232	00:23,052	00:26,887	228,98	11:10:51
7	01:38,754	00:22,695	00:26,154	00:22,987	00:26,918	228,17	11:12:30
8	PIT	00:23,867	00:27,195	00:23,684	00:34,399	231,43	11:14:19
9	06:46,000	05:28,282	00:27,153	00:23,379	00:27,186		11:21:05
10	NULL	00:22,925	00:26,436	00:23,034	00:26,880	226,57	11:22:44
11	01:38,731	00:22,681	00:26,229	00:22,943	00:26,878	228,17	11:24:23
12	NULL	00:22,636	00:26,129	00:23,302	00:26,989	228,17	11:26:02
13	01:39,385	00:22,671	00:26,141	00:23,620	00:26,953	228,17	11:27:41
14	01:38,535	00:22,673	00:26,213	00:22,878	00:26,771	228,98	11:29:20
15	01:38,727	00:22,670	00:26,224	00:22,914	00:26,919	228,17	11:30:58

58	PEROLARI, Corentin	Andotrans Team Torre					
	FRA	P.Vmax: 1 T. Ideal: 01:36,300					
Lap	Time	Sector 1	Sector 2	Sector 3	Sector 4	V.Max	Hour
1	START	01:48,123	00:26,961	00:24,472	00:26,975		11:03:34
2	01:37,558	00:22,765	00:25,838	00:22,696	00:26,259	239,11	11:05:12
3	01:36,950	00:22,387	00:25,741	00:22,771	00:26,051	239,11	11:06:49
4	01:36,531	00:22,136	00:25,612	00:22,644	00:26,139	240,89	11:08:25
5	PIT	00:23,093	00:25,866	00:23,190	00:33,380	238,24	11:10:11
6	08:35,625	07:15,833	00:28,014	00:25,076	00:26,702		11:18:46
7	01:39,010	00:23,547	00:26,209	00:22,996	00:26,258	236,50	11:20:25
8	01:36,460	00:22,153	00:25,523	00:22,593	00:26,191	238,24	11:22:02
9	01:37,305	00:22,144	00:25,560	00:22,590	00:27,011	240,89	11:23:39
10	01:37,568	00:22,204	00:25,695	00:22,733	00:26,936	238,24	11:25:17
11	01:37,372	00:22,215	00:25,556	00:22,978	00:26,623	239,11	11:26:54
12	01:36,968	00:22,169	00:25,703	00:22,800	00:26,296	240,00	11:28:31
13	NULL	00:24,635	00:28,501	00:23,781	00:27,045	237,36	11:30:15

64	FABBRI, Davide	H43 Team NobbyTalusu					
	ITA	P.Vmax: 34 T. Ideal: 01:30,413					
Lap	Time	Sector 1	Sector 2	Sector 3	Sector 4	V.Max	Hour
1	START	00:13,380	00:29,110	00:24,330	00:27,949		11:02:02
2	01:42,359	00:23,653	00:27,506	00:23,651	00:27,549	227,37	11:03:45
3	01:41,174	00:23,377	00:26,905	00:23,564	00:27,328	229,79	11:05:26
4	01:41,055	00:23,201	00:27,037	00:23,451	00:27,366	227,37	11:07:07
5	01:40,328	00:23,233	00:26,660	00:23,257	00:27,178	228,98	11:08:47
6	01:40,372	00:23,155	00:26,631	00:23,285	00:27,301	230,61	11:10:28
7	01:42,588	00:23,064	00:27,481	00:24,687	00:27,356	227,37	11:12:10
8	PIT	00:23,299	00:26,779	00:23,638	00:37,765	227,37	11:14:02
9	15:32,727	14:13,764	00:27,874	00:23,933	00:27,156		11:29:34
10	01:40,606	00:23,105	00:26,850	00:23,506	00:27,145	229,79	11:31:15

66	SHATERNIKOVA, O.	Yamaha GV Stratos					
	RUS	P.Vmax: 37 T. Ideal: 01:43,357					
Lap	Time	Sector 1	Sector 2	Sector 3	Sector 4	V.Max	Hour





Circuit Ricardo Tormo

Cto. de ESPAÑA de SUPERBIKE

ANALYSIS / SECTORS Ent. Cronometrado Supersport

1	START	00:41,770	00:29,400	00:25,068	00:28,683		11:02:32	10	01:38,823	00:22,697	00:26,282	00:23,063	00:26,781	226,57	11:25:29																																																																																																																					
2	01:45,352	00:24,193	00:27,947	00:24,656	00:28,556	227,37	11:04:18	11	NULL	00:22,650	00:26,094	00:23,158	00:26,871	226,57	11:27:08																																																																																																																					
3	01:44,830	00:23,844	00:27,724	00:24,338	00:28,924	229,79	11:06:03	12	01:38,657	00:22,617	00:26,111	00:23,071	00:26,858	226,57	11:28:47																																																																																																																					
4	01:44,177	00:23,581	00:28,033	00:24,849	00:27,714	228,17	11:07:47	13	01:38,537	00:22,569	00:26,061	00:23,030	00:26,877	229,79	11:30:25																																																																																																																					
5	01:44,342	00:24,114	00:27,800	00:24,463	00:27,965	227,37	11:09:31	<table border="1"> <tr> <td>77</td><td>PONS, Miquel</td><td colspan="4">Andotrans Team Torre</td></tr> <tr> <td></td><td>SPA</td><td colspan="4">P.Vmax: 16 T. Ideal: 01:36,590</td></tr> <tr> <th>Lap Time</th><th>Sector 1</th><th>Sector 2</th><th>Sector 3</th><th>Sector 4</th><th>V.Max</th><th>Hour</th></tr> <tr> <td>1</td><td>START</td><td>01:47,385</td><td>00:27,588</td><td>00:24,142</td><td>00:27,228</td><td>11:03:34</td></tr> <tr> <td>2</td><td>01:37,484</td><td>00:22,702</td><td>00:25,900</td><td>00:22,646</td><td>00:26,236</td><td>231,43 11:05:11</td></tr> <tr> <td>3</td><td>01:37,172</td><td>00:22,489</td><td>00:25,818</td><td>00:22,648</td><td>00:26,217</td><td>233,09 11:06:49</td></tr> <tr> <td>4</td><td>01:36,854</td><td>00:22,326</td><td>00:25,840</td><td>00:22,534</td><td>00:26,154</td><td>233,94 11:08:25</td></tr> <tr> <td>5</td><td>01:36,776</td><td>00:22,286</td><td>00:25,708</td><td>00:22,551</td><td>00:26,231</td><td>234,78 11:10:02</td></tr> <tr> <td>6</td><td>PIT</td><td>00:23,279</td><td>00:26,670</td><td>00:23,204</td><td>00:32,848</td><td>232,26 11:11:48</td></tr> <tr> <td>7</td><td>06:58,506</td><td>05:37,832</td><td>00:27,999</td><td>00:26,014</td><td>00:26,661</td><td>11:18:47</td></tr> <tr> <td>8</td><td>01:37,742</td><td>00:22,776</td><td>00:26,145</td><td>00:22,667</td><td>00:26,154</td><td>232,26 11:20:24</td></tr> <tr> <td>9</td><td>01:37,114</td><td>00:22,414</td><td>00:25,845</td><td>00:22,543</td><td>00:26,312</td><td>232,26 11:22:02</td></tr> <tr> <td>10</td><td>01:37,004</td><td>00:22,542</td><td>00:25,616</td><td>00:22,566</td><td>00:26,280</td><td>232,26 11:23:39</td></tr> <tr> <td>11</td><td>01:37,323</td><td>00:22,369</td><td>00:25,802</td><td>00:22,754</td><td>00:26,398</td><td>233,09 11:25:16</td></tr> <tr> <td>12</td><td>01:38,693</td><td>00:22,334</td><td>00:25,750</td><td>00:23,214</td><td>00:27,395</td><td>232,26 11:26:55</td></tr> <tr> <td>13</td><td>01:37,199</td><td>00:22,381</td><td>00:26,032</td><td>00:22,593</td><td>00:26,193</td><td>233,94 11:28:32</td></tr> <tr> <td>14</td><td>01:37,750</td><td>00:22,614</td><td>00:25,961</td><td>00:22,727</td><td>00:26,448</td><td>234,78 11:30:10</td></tr> </table>								77	PONS, Miquel	Andotrans Team Torre					SPA	P.Vmax: 16 T. Ideal: 01:36,590				Lap Time	Sector 1	Sector 2	Sector 3	Sector 4	V.Max	Hour	1	START	01:47,385	00:27,588	00:24,142	00:27,228	11:03:34	2	01:37,484	00:22,702	00:25,900	00:22,646	00:26,236	231,43 11:05:11	3	01:37,172	00:22,489	00:25,818	00:22,648	00:26,217	233,09 11:06:49	4	01:36,854	00:22,326	00:25,840	00:22,534	00:26,154	233,94 11:08:25	5	01:36,776	00:22,286	00:25,708	00:22,551	00:26,231	234,78 11:10:02	6	PIT	00:23,279	00:26,670	00:23,204	00:32,848	232,26 11:11:48	7	06:58,506	05:37,832	00:27,999	00:26,014	00:26,661	11:18:47	8	01:37,742	00:22,776	00:26,145	00:22,667	00:26,154	232,26 11:20:24	9	01:37,114	00:22,414	00:25,845	00:22,543	00:26,312	232,26 11:22:02	10	01:37,004	00:22,542	00:25,616	00:22,566	00:26,280	232,26 11:23:39	11	01:37,323	00:22,369	00:25,802	00:22,754	00:26,398	233,09 11:25:16	12	01:38,693	00:22,334	00:25,750	00:23,214	00:27,395	232,26 11:26:55	13	01:37,199	00:22,381	00:26,032	00:22,593	00:26,193	233,94 11:28:32	14	01:37,750	00:22,614	00:25,961	00:22,727	00:26,448	234,78 11:30:10
77	PONS, Miquel	Andotrans Team Torre																																																																																																																																		
	SPA	P.Vmax: 16 T. Ideal: 01:36,590																																																																																																																																		
Lap Time	Sector 1	Sector 2	Sector 3	Sector 4	V.Max	Hour																																																																																																																														
1	START	01:47,385	00:27,588	00:24,142	00:27,228	11:03:34																																																																																																																														
2	01:37,484	00:22,702	00:25,900	00:22,646	00:26,236	231,43 11:05:11																																																																																																																														
3	01:37,172	00:22,489	00:25,818	00:22,648	00:26,217	233,09 11:06:49																																																																																																																														
4	01:36,854	00:22,326	00:25,840	00:22,534	00:26,154	233,94 11:08:25																																																																																																																														
5	01:36,776	00:22,286	00:25,708	00:22,551	00:26,231	234,78 11:10:02																																																																																																																														
6	PIT	00:23,279	00:26,670	00:23,204	00:32,848	232,26 11:11:48																																																																																																																														
7	06:58,506	05:37,832	00:27,999	00:26,014	00:26,661	11:18:47																																																																																																																														
8	01:37,742	00:22,776	00:26,145	00:22,667	00:26,154	232,26 11:20:24																																																																																																																														
9	01:37,114	00:22,414	00:25,845	00:22,543	00:26,312	232,26 11:22:02																																																																																																																														
10	01:37,004	00:22,542	00:25,616	00:22,566	00:26,280	232,26 11:23:39																																																																																																																														
11	01:37,323	00:22,369	00:25,802	00:22,754	00:26,398	233,09 11:25:16																																																																																																																														
12	01:38,693	00:22,334	00:25,750	00:23,214	00:27,395	232,26 11:26:55																																																																																																																														
13	01:37,199	00:22,381	00:26,032	00:22,593	00:26,193	233,94 11:28:32																																																																																																																														
14	01:37,750	00:22,614	00:25,961	00:22,727	00:26,448	234,78 11:30:10																																																																																																																														

67	LEHTIRANTA, N.	RAM Racing Yamaha				
	FIN	P.Vmax: 41 T. Ideal: 01:40,354				
Lap Time	Sector 1	Sector 2	Sector 3	Sector 4	V.Max	Hour
1	START	00:26,050	00:28,840	00:24,392	00:27,974	11:02:15
2	01:41,923	00:23,433	00:27,258	00:23,656	00:27,576	223,45 11:03:57
3	NULL	00:23,196	00:27,124	00:23,732	00:27,837	223,45 11:05:39
4	NULL	00:23,296	00:27,007	00:23,310	00:27,377	218,18 11:07:20
5	PIT	00:23,700	00:26,993	00:23,534	00:34,803	221,16 11:09:09
6	03:17,321	01:58,008	00:28,020	00:23,746	00:27,547	11:12:26
7	01:41,326	00:23,696	00:26,893	00:23,411	00:27,326	221,16 11:14:07
8	01:40,981	00:23,236	00:26,810	00:23,371	00:27,564	224,22 11:15:48
9	01:40,695	00:23,293	00:26,750	00:23,377	00:27,275	221,16 11:17:29
10	PIT	00:23,393	00:26,827	00:23,388	01:09,203	220,41 11:19:52
11	03:14,013	01:54,895	00:27,473	00:23,975	00:27,670	11:23:06
12	01:41,503	00:23,433	00:26,985	00:23,403	00:27,682	221,16 11:24:47
13	01:41,046	00:23,391	00:26,767	00:23,538	00:27,350	221,16 11:26:28
14	NULL	00:23,165	00:27,016	00:23,716	00:27,754	221,92 11:28:10
15	01:41,502	00:23,121	00:26,726	00:23,956	00:27,699	224,22 11:29:51
16	01:40,793	00:23,165	00:26,648	00:23,526	00:27,454	224,22 11:31:32

69	ROLLET, Adrien	FP Racing				
	FRA	P.Vmax: 31 T. Ideal: 01:34,801				
Lap Time	Sector 1	Sector 2	Sector 3	Sector 4	V.Max	Hour
1	START	00:18,160	00:27,710	00:24,320	00:28,106	11:02:06
2	01:42,961	00:23,836	00:27,330	00:24,167	00:27,628	228,17 11:03:49
3	01:42,431	00:23,835	00:27,018	00:23,929	00:27,649	229,79 11:05:31
4	01:41,890	00:23,677	00:26,945	00:23,677	00:27,591	228,17 11:07:13
5	PIT	00:23,906	00:29,059	00:24,782	00:35,587	228,98 11:09:06
6	04:59,968	03:42,073	00:27,176	00:23,406	00:27,313	11:14:06
7	NULL	00:23,418	00:26,952	00:23,314	00:27,413	226,57 11:15:48
8	01:40,391	00:23,331	00:26,596	00:23,262	00:27,202	228,17 11:17:28
9	01:40,356	00:23,375	00:26,591	00:23,191	00:27,199	228,17 11:19:08
10	01:40,497	00:23,144	00:26,428	00:23,476	00:27,449	227,37 11:20:49
11	01:40,147	00:23,298	00:26,278	00:23,332	00:27,239	228,17 11:22:29
12	PIT	00:23,433	00:26,530	00:31,648	00:34,577	229,79 11:24:25
13	03:33,366	02:15,519	00:26,829	00:23,641	00:27,377	11:27:58
14	NULL	00:23,429	00:26,430	00:23,216	00:27,332	228,17 11:29:39
15	01:40,306	00:23,408	00:26,297	00:23,429	00:27,172	231,43 11:31:19

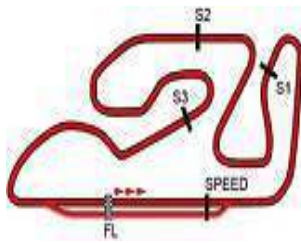
74	SAKO, Daijiro	Antoni Barcelona XC				
	JPN	P.Vmax: 37 T. Ideal: 01:38,441				
Lap Time	Sector 1	Sector 2	Sector 3	Sector 4	V.Max	Hour
1	START		00:26,710	00:23,930	00:27,630	11:01:46
2	01:39,845	00:23,108	00:26,455	00:23,253	00:27,029	225,00 11:03:26
3	01:39,761	00:23,096	00:26,285	00:23,530	00:26,850	227,37 11:05:05
4	PIT	00:22,780	00:26,253	00:24,174	00:34,877	228,98 11:06:54
5	06:35,541	05:17,853	00:27,280	00:23,414	00:26,994	11:13:29
6	01:39,550	00:22,846	00:26,276	00:23,483	00:26,945	225,00 11:15:09
7	01:39,253	00:22,815	00:26,299	00:23,288	00:26,851	226,57 11:16:48
8	PIT	00:22,675	00:26,461	00:23,333	00:34,446	228,17 11:18:35
9	05:15,668	03:58,045	00:27,328	00:23,388	00:26,907	11:23:50

78	HEREDIA, Angel	MDR Spain Circuits				
	SPA	P.Vmax: 27 T. Ideal: 01:38,768				
Lap Time	Sector 1	Sector 2	Sector 3	Sector 4	V.Max	Hour
1	START	01:08,815	00:27,568	00:24,263	00:27,749	11:02:56
2	NULL	00:23,677	00:27,403	00:23,675	00:27,456	228,98 11:04:38
3	PIT	00:22,935	00:26,412	00:23,954	00:34,159	230,61 11:06:26
4	NULL	03:32,736	00:28,951	00:24,348	00:27,624	11:11:19
5	01:41,708	00:23,411	00:27,731	00:23,586	00:26,980	229,79 11:13:01
6	01:40,002	00:23,023	00:26,483	00:23,424	00:27,072	230,61 11:14:41
7	PIT	00:25,942	00:27,972	00:24,176	00:36,030	228,98 11:16:35
8	05:56,446	04:34,386	00:27,881	00:26,510	00:27,669	11:22:32
9	01:39,034	00:22,737	00:26,283	00:23,205	00:26,809	231,43 11:24:11
10	01:38,971	00:22,881	00:26,174	00:23,048	00:26,868	230,61 11:25:50
11	01:45,889	00:22,759	00:26,315	00:26,870	00:29,945	231,43 11:27:35
12	PIT	00:32,961	00:28,654	00:35,870	00:43,352	232,26 11:29:56

81	NASSI, Felix	MDR Spain Circuits				
	FIN	P.Vmax: 34 T. Ideal: 01:38,521				
Lap Time	Sector 1	Sector 2	Sector 3	Sector 4	V.Max	Hour
1	START	01:10,530	00:27,236	00:23,750	00:26,869	11:02:56
2	01:39,473	00:23,183	00:26,322	00:23,134	00:26,834	230,61 11:04:35
3	01:38,868	00:22,868	00:26,229	00:23,104	00:26,667	228,98 11:06:14
4	01:38,737	00:22,784	00:26,280	00:23,099	00:26,574	228,98 11:07:53
5	01:41,542	00:22,754	00:26,269	00:23,139	00:29,380	229,79 11:09:35
6	PIT	00:22,917	00:26,788	00:24,942	00:34,514	230,61 11:11:24
7	10:50,113	09:29,226	00:29,823	00:24,025	00:27,039	11:22:14
8	01:39,339	00:22,960	00:26,540	00:23,133	00:26,706	228,17 11:23:53
9	01:38,675	00:22,732	00:26,188	00:23,171	00:26,584	229,79 11:25:32
10	01:39,967	00:22,878	00:26,908	00:23,138	00:27,043	229,79 11:27:12
11	01:39,167	00:22,707	00:26,286	00:23,185	00:26,989	228,98 11:28:51
12	01:39,112	00:22,848	00:26,342	00:23,052	00:26,870	229,79 11:30:30

85	ROMERO, Pedro N.	Yamaha GV Stratos				
	POR	P.Vmax: 9 T. Ideal: 01:37,642				
Lap Time	Sector 1	Sector 2	Sector 3	Sector 4	V.Max	Hour
1	START	00:32,880	00:28,650	00:23,978	00:27,460	11:02:21
2	01:40,085	00:23,047	00:26,603	00:23,278	00:27,157	230,61 11:04:01





Circuit Ricardo Tormo

Cto. de ESPAÑA de SUPERBIKE

ANALYSIS / SECTORS Ent. Cronometrado Supersport

3	01:39,066	00:22,732	00:26,353	00:23,152	00:26,829	231,43	11:05:40	9	NULL	03:24,982	00:27,845	00:23,137	00:26,540		11:19:06
4	01:38,877	00:22,608	00:26,354	00:22,985	00:26,930	233,09	11:07:19	10	01:37,781	00:22,488	00:25,978	00:22,844	00:26,471	233,94	11:20:44
5	PIT	00:22,941	00:27,283	00:23,718	00:32,127	230,61	11:09:05	11	01:37,251	00:22,396	00:25,799	00:22,671	00:26,385	233,09	11:22:21
6	06:17,102	04:59,298	00:27,679	00:23,282	00:26,843		11:15:22	12	01:37,394	00:22,333	00:25,766	00:22,870	00:26,425	235,64	11:23:59
7	01:38,118	00:22,504	00:26,207	00:22,900	00:26,507	229,79	11:17:00	13	01:39,273	00:24,099	00:25,884	00:22,700	00:26,590	233,09	11:25:38
8	01:37,821	00:22,506	00:25,929	00:22,856	00:26,530	230,61	11:18:38	14	01:37,423	00:22,442	00:25,743	00:22,697	00:26,541	234,78	11:27:16
9	01:38,016	00:22,501	00:26,130	00:22,901	00:26,484	230,61	11:20:16	15	01:37,228	00:22,376	00:25,694	00:22,777	00:26,381	233,09	11:28:53
10	01:37,823	00:22,373	00:25,936	00:22,978	00:26,536	231,43	11:21:54	16	01:37,294	00:22,192	00:25,628	00:22,819	00:26,655	233,94	11:30:30

88	LOUREIRO, Curtis D.	I+DENT Racing Team					
	RSA	P.Vmax: 24 T. Ideal: 01:30,369					
Lap	Time	Sector 1	Sector 2	Sector 3	Sector 4	V.Max	Hour

1	START	00:14,520	00:28,690	00:25,690	00:27,046		11:02:04
2	01:39,199	00:22,797	00:26,534	00:23,107	00:26,761	231,43	11:03:43
3	01:38,549	00:22,633	00:26,083	00:23,061	00:26,772	230,61	11:05:21
4	01:39,269	00:22,690	00:26,162	00:23,034	00:27,383	233,09	11:07:01
5	01:39,073	00:22,700	00:26,054	00:23,270	00:27,049	229,79	11:08:40
6	01:38,827	00:22,613	00:26,187	00:23,125	00:26,902	229,79	11:10:18
7	NULL	00:22,601	00:26,055	00:23,138	00:26,917	229,79	11:11:57
8	01:39,210	00:22,753	00:26,266	00:23,230	00:26,961	227,37	11:13:36
9	PIT	00:22,988	00:26,833	00:23,425	00:35,414	228,17	11:15:25
10	PIT	04:55,447	00:34,417	00:24,856	00:35,868		11:21:56
11	NULL	02:00,202	00:26,555	00:30,176	00:27,334		11:25:20
12	PIT	00:22,603		02:08,417	00:46,808	228,17	11:28:38

91	FLOROV, Mihail	Motomecanica					
	BUL	P.Vmax: 14 T. Ideal: 01:37,655					
Lap	Time	Sector 1	Sector 2	Sector 3	Sector 4	V.Max	Hour

1	START	00:33,125	00:28,565	00:29,501	00:28,184		11:02:27
2	01:40,488	00:23,300	00:26,972	00:23,312	00:26,904	231,43	11:04:07
3	01:39,316	00:22,862	00:26,242	00:23,267	00:26,945	232,26	11:05:47
4	01:39,810	00:23,103	00:26,355	00:23,431	00:26,921	234,78	11:07:27
5	01:38,691	00:22,951	00:26,158	00:22,950	00:26,632	235,64	11:09:05
6	01:38,410	00:22,632	00:26,070	00:22,973	00:26,735	230,61	11:10:44
7	01:39,096	00:22,655	00:26,506	00:23,090	00:26,845	229,79	11:12:23
8	01:39,496	00:23,043	00:26,380	00:23,191	00:26,882	228,98	11:14:02
9	PIT	00:22,801	00:26,331	00:23,205	00:37,248	227,37	11:15:52
10	08:46,881	07:30,051	00:27,009	00:23,115	00:26,706		11:24:39
11	01:37,707	00:22,564	00:25,851	00:22,821	00:26,471	230,61	11:26:16
12	01:37,785	00:22,512	00:25,878	00:22,848	00:26,547	233,09	11:27:54
13	01:38,277	00:22,575	00:26,088	00:22,970	00:26,644	232,26	11:29:32
14	PIT	00:22,663	00:25,954	00:23,211	00:38,728	228,17	11:31:23

92	ROIG, Nil	SP57 Racing Team					
	SPA	P.Vmax: 4 T. Ideal: 01:36,872					
Lap	Time	Sector 1	Sector 2	Sector 3	Sector 4	V.Max	Hour

1	START	01:00,090	00:27,048	00:23,174	00:26,730		11:02:45
2	01:38,130	00:22,586	00:25,962	00:22,974	00:26,608	231,43	11:04:23
3	01:37,866	00:22,557	00:25,841	00:22,715	00:26,753	233,09	11:06:01
4	NULL	00:25,135	00:28,604	00:23,801	00:26,649	233,94	11:07:45
5	01:37,839	00:22,542	00:25,903	00:22,901	00:26,493	234,78	11:09:23
6	01:37,599	00:22,431	00:25,840	00:22,854	00:26,474	236,50	11:11:00
7	01:37,823	00:22,516	00:25,776	00:22,915	00:26,616	235,64	11:12:38
8	PIT	00:22,706	00:26,226	00:23,086	00:33,815	239,11	11:14:24

93	POULSEN, Mathias	MDS Racing Team					
	DEN	P.Vmax: 9 T. Ideal: 01:37,426					
Lap	Time	Sector 1	Sector 2	Sector 3	Sector 4	V.Max	Hour

1	START	00:25,645	00:29,005	00:24,362	00:27,796		11:02:14
2	01:40,405	00:23,496	00:26,821	00:23,207	00:26,881	233,09	11:03:55
3	01:38,787	00:22,800	00:26,313	00:22,903	00:26,771	233,09	11:05:34
4	01:39,847	00:22,839	00:26,534	00:23,640	00:26,834	235,64	11:07:13
5	01:38,670	00:22,904	00:26,158	00:22,886	00:26,722	236,50	11:08:52
6	01:38,038	00:22,525	00:26,104	00:22,753	00:26,656	232,26	11:10:30
7	PIT	00:24,972	00:27,402	00:24,185	00:43,371	231,43	11:12:30
8	10:22,531	09:04,410	00:27,680	00:23,635	00:26,806		11:22:53
9	01:38,316	00:22,803	00:26,177	00:22,769	00:26,567	232,26	11:24:31
10	01:37,426	00:22,434	00:25,912	00:22,642	00:26,438	233,09	11:26:08
11	01:40,155	00:22,698	00:26,838	00:23,412	00:27,207	234,78	11:27:48
12	PIT	00:23,281	00:33,244	00:24,685	00:37,079	232,26	11:29:47

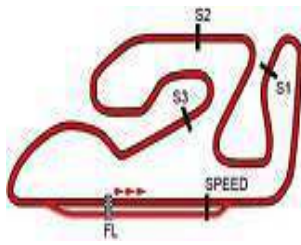
94	GONZALEZ, Andrés P.	EasyRace Team					
	ARG	P.Vmax: 6 T. Ideal: 01:37,632					
Lap	Time	Sector 1	Sector 2	Sector 3	Sector 4	V.Max	Hour

1	START	00:58,010	00:27,685	00:24,262	00:27,557		11:02:45
2	01:38,065	00:22,566	00:25,920	00:22,958	00:26,621	233,09	11:04:23
3	01:37,982	00:22,567	00:25,877	00:22,810	00:26,728	233,09	11:06:01
4	01:41,891	00:23,880	00:27,108	00:23,328	00:27,575	234,78	11:07:43
5	01:38,592	00:22,659	00:25,802	00:23,099	00:27,032	233,09	11:09:22
6	01:38,134	00:22,660	00:25,922	00:22,800	00:26,752	232,26	11:11:00
7	01:38,107	00:22,560	00:25,951	00:22,874	00:26,722	231,43	11:12:38
8	PIT	00:27,310	00:26,755	00:23,545	00:36,388	233,09	11:14:32
9	07:02,354	05:43,463	00:28,189	00:23,434	00:27,268		11:21:34
10	01:38,239	00:22,683	00:26,019	00:22,783	00:26,754	230,61	11:23:12
11	01:37,882	00:22,562	00:25,927	00:22,764	00:26,629	232,26	11:24:50
12	01:41,867	00:22,951	00:27,765	00:24,318	00:26,833	233,09	11:26:32
13	01:38,370	00:22,497	00:25,932	00:23,085	00:26,856	237,36	11:28:11
14	01:39,340	00:22,890	00:26,412	00:23,176	00:26,862	238,24	11:29:50
15	01:38,333	00:22,445	00:25,957	00:23,251	00:26,680	233,09	11:31:28

96	SANCHIS, David	MRE Talent					
	SPA	P.Vmax: 27 T. Ideal: 01:18,101					
Lap	Time	Sector 1	Sector 2	Sector 3	Sector 4	V.Max	Hour

1	START	00:03,670	00:27,510	00:23,630	00:27,253		11:01:50
2	01:38,516	00:22,974	00:26,165	00:22,762	00:26,615	227,37	11:03:28
3	PIT	00:22,720	00:26,013	00:23,356	00:34,546	232,26	11:05:15
4	07:26,233	06:09,769	00:26,976	00:22,958	00:26,530		11:12:41
5	01:37,731	00:22,627	00:25,965	00:22,671	00:26,468	230,61	11:14:19
6	01:37,275	00:22,444	00:25,870	00:22,588	00:26,373	231,43	11:15:56
7	PIT	00:22,975	00:26,657	00:23,058	00:34,561	230,61	11:17:43
8	04:40,110	03:21,945	00:28,175	00:23,415	00:26,575		11:22:23
9	01:36,976	00:22,499	00:25,778	00:22,414	00:26,285	229,79	11:24:00
10	01:36,856	00:22,327	00:25,733	00:22,465	00:26,331	230,61	11:25:37
11	01:39,490	00:22,468	00:25,732	00:22,729	00:28,561	230,61	11:27:17
12	01:42,129	00:25,630	00:26,976	00:22,895	00:26,628	232,26	11:28:59





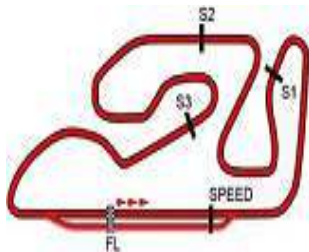
Circuit Ricardo Tormo

Cto. de ESPAÑA de SUPERBIKE

ANALYSIS / SECTORS Ent. Cronometrado Supersport

13 01:37,280 00:22,550 00:25,812 00:22,537 00:26,381 230,61 11:30:36



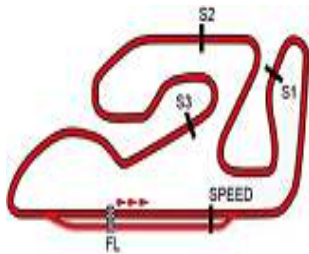


Circuit Ricardo Tormo

Cto. de ESPAÑA de SUPERBIKE

Velocidades máximas Ent. Cronometrado Supersport

Nombre	Equipo/Club	Vehículo	Mejores 5 velocidades máximas					Media	Max.	
58	PEROLARI, Coentin	Andotrans Team Torre	YAMAHA	240,9	240,9	240,0	239,1	239,1	240,0	240,9
33	VALLE, Daniel	Yamaha MS Racing	YAMAHA	240,0	239,1	238,2	238,2	238,2	238,8	240,0
24	GREGORIO, Matthieu	Tech Solutions	YAMAHA	240,0	240,0	240,0	238,2	237,4	239,1	240,0
92	ROIG, Nil	SP57 Racing Team	YAMAHA	239,1	236,5	235,6	235,6	234,8	236,3	239,1
10	ORRADRE, Unai	Yamaha MS Racing	YAMAHA	239,1	237,4	237,4	236,5	236,5	237,4	239,1
94	GONZALEZ, Andrés P.	EasyRace Team	YAMAHA	238,2	237,4	234,8	233,1	233,1	235,3	238,2
50	VOSTATEK, Ondrej	NEW2 Project	YAMAHA	238,2	236,5	233,9	232,3	232,3	234,6	238,2
16	RUIZ, Alejandro	GMFuel-VRCTeam	YAMAHA	237,4	234,8	233,1	233,1	231,4	234,0	237,4
85	ROMERO, Pedro N.	Yamaha GV Stratos	YAMAHA	236,5	233,9	233,9	233,1	232,3	233,9	236,5
18	VIU, Aleix	EasyRace Team	YAMAHA	236,5	233,1	233,1	233,1	231,4	233,4	236,5
54	BULIK, Michal	NEW2 Project	YAMAHA	236,5	235,6	232,3	232,3	232,3	233,8	236,5
93	POULSEN, Mathias	MDS Racing Team	HONDA	236,5	235,6	234,8	233,1	233,1	234,6	236,5
47	VERDUGO, Luis	DR7 Hmax	YAMAHA	236,5	236,5	236,5	235,6	235,6	236,2	236,5
91	FLOROV, Mihail	Motomecanica	YAMAHA	235,6	234,8	233,1	232,3	232,3	233,6	235,6
6	KROEZE, Sander	EasyRace Team	YAMAHA	235,6	234,8	234,8	233,9	233,1	234,4	235,6
77	PONS, Miquel	Andotrans Team Torre	YAMAHA	234,8	234,8	233,9	233,9	233,1	234,1	234,8
52	ERILL, Guillem	DEZA - Box 77 Racing	KAWASAKI	234,8	233,1	232,3	232,3	231,4	232,8	234,8
38	RODRIGUEZ, Juan	H43 Talasur	YAMAHA	234,8	232,3	232,3	231,4	231,4	232,4	234,8
19	DIAZ, Joan	H43 Team NobbyTalasur	YAMAHA	233,9	233,9	233,9	233,1	233,1	233,6	233,9
43	JESPERSEN, Simon	H43 Team Nobby	YAMAHA	233,9	232,3	232,3	229,0	229,0	231,9	233,9
12	GOMEZ, Borja	Cardoso Racing	YAMAHA	233,9	233,1	233,1	232,3	232,3	232,9	233,9
21	MONTERO, E.	Castromaroto Racing	YAMAHA	233,9	232,3	229,8	229,0	229,0	230,8	233,9
34	TORRECILLAS, C.			233,9	233,9	233,1	232,3	232,3	233,1	233,9
88	LOUREIRO, Curtis D.	I+DENT Racing Team	YAMAHA	233,1	231,4	230,6	229,8	229,8	230,9	233,1
56	HENRY, Marius	Tech Solutions	YAMAHA	233,1	230,6	230,6	229,8	229,8	230,8	233,1
11	SCHULTZ, Jared K.	Monex Team EDGE RST	YAMAHA	233,1	232,3	231,4	230,6	229,8	231,4	233,1
37	GONZALEZ, Mauro	MDR Spain Circuits	YAMAHA	232,3	232,3	231,4	231,4	231,4	231,8	232,3
96	SANCHIS, David	MRE Talent	YAMAHA	232,3	232,3	231,4	230,6	230,6	231,4	232,3
78	HEREDIA, Angel	MDR Spain Circuits	YAMAHA	232,3	231,4	231,4	230,6	230,6	231,3	232,3
53	GONZALEZ, Daniel	SP57 Racing Team	YAMAHA	232,3	232,3	232,3	230,6	229,0	231,3	232,3
3	REHACEK, Filip	Cardoso Racing	YAMAHA	231,4	230,6	229,8	229,8	229,8	230,3	231,4
69	ROLLET, Adrien	FP Racing	YAMAHA	231,4	229,8	229,8	229,0	228,2	229,6	231,4
57	KOSKINEN, Kenny	Kallio Racing Junior	YAMAHA	231,4	230,6	229,8	229,0	229,0	230,0	231,4
81	NASSI, Felix	MDR Spain Circuits	YAMAHA	230,6	230,6	229,8	229,8	229,8	230,1	230,6
64	FABBRI, Davide	H43 Team NobbyTalasur	YAMAHA	230,6	229,8	229,8	229,0	227,4	229,3	230,6
25	DAVIS, Jamie	Fifty Motorsport	YAMAHA	230,6	229,8	229,8	229,0	229,0	229,6	230,6
74	SAKO, Daijro	Antoni Barcelona XC	YAMAHA	229,8	229,0	228,2	227,4	226,6	228,2	229,8
66	SHATERNIKOVA, O.	Yamaha GV Stratos	YAMAHA	229,8	228,2	228,2	228,2	227,4	228,3	229,8
7	DZEGEDE, Z. K.	EasyRace Team	YAMAHA	229,8	229,8	228,2	228,2	228,2	228,8	229,8
8	CORREIA, Vasco	Team Moto Clube Loul	KAWASAKI	227,4	227,4	227,4	227,4	225,8	227,1	227,4
67	LEHTIRANTA, N.	RAM Racing Yamaha	YAMAHA	224,2	224,2	224,2	223,4	223,4	223,9	224,2



Circuit Ricardo Tormo

Cto. de ESPAÑA de SUPERBIKE

Mejores vueltas Ent. Cronometrado Supersport

Nombre	Equipo/Club	Vehículo	Mejores vueltas						Media
10	ORRADRE, Unai	Yamaha MS Racing	YAMAHA	01:36,048	01:36,373	01:36,545	01:36,585	01:36,629	01:36,436
33	VALLE, Daniel	Yamaha MS Racing	YAMAHA	01:36,150	01:36,654	01:36,733	01:36,736	01:36,894	01:36,633
12	GOMEZ, Borja	Cardoso Racing	YAMAHA	01:36,382	01:36,533	01:36,816	01:37,007	01:37,249	01:36,797
58	PEROLARI, Corentin	Andotrans Team Torre	YAMAHA	01:36,460	01:36,531	01:36,950	01:36,968	01:37,305	01:36,842
18	VIU, Aleix	EasyRace Team	YAMAHA	01:36,598	01:36,741	01:36,775	01:36,811	01:37,217	01:36,828
16	RUIZ, Alejandro	GMFuel-VRCTeam	YAMAHA	01:36,717	01:37,117	01:37,449	01:38,242	01:38,279	01:37,560
77	PONS, Miquel	Andotrans Team Torre	YAMAHA	01:36,776	01:36,854	01:37,004	01:37,114	01:37,172	01:36,984
50	VOSTATEK, Ondrej	NEW2 Project	YAMAHA	01:36,788	01:37,033	01:37,127	01:37,138	01:37,189	01:37,055
96	SANCHIS, David	MRE Talent	YAMAHA	01:36,856	01:36,976	01:37,275	01:37,280	01:37,731	01:37,223
92	ROIG, Nil	SP57 Racing Team	YAMAHA	01:37,228	01:37,251	01:37,294	01:37,394	01:37,423	01:37,318
24	GREGORIO, Matthieu	Tech Solutions	YAMAHA	01:37,416	01:37,537	01:37,732	01:37,947	01:37,984	01:37,723
93	POULSEN, Mathias	MDS Racing Team	HONDA	01:37,426	01:38,038	01:38,316	01:38,670	01:38,787	01:38,247
37	GONZALEZ, Mauro	MDR Spain Circuits	YAMAHA	01:37,489	01:37,718	01:37,730	01:37,818	01:37,824	01:37,715
54	BULIK, Michal	NEW2 Project	YAMAHA	01:37,533	01:37,587	01:37,620	01:37,806	01:37,881	01:37,685
91	FLOROV, Mihail	Motomecanica	YAMAHA	01:37,707	01:37,785	01:38,277	01:38,410	01:38,691	01:38,174
47	VERDUGO, Luis	DR7 Hmax	YAMAHA	01:37,782	01:37,834	01:37,896	01:38,068	01:38,102	01:37,936
52	ERILL, Guillem	DEZA - Box 77 Racing	KAWASAKI	01:37,793	01:37,885	01:37,915	01:37,955	01:38,039	01:37,917
85	ROMERO, Pedro N.	Yamaha GV Stratos	YAMAHA	01:37,821	01:37,823	01:37,946	01:37,991	01:38,016	01:37,919
94	GONZALEZ, Andrés P.	EasyRace Team	YAMAHA	01:37,882	01:37,982	01:38,065	01:38,107	01:38,134	01:38,034
34	TORRECILLAS, C.			01:37,903	01:38,369	01:38,533	01:38,829	01:39,034	01:38,533
53	GONZALEZ, Daniel	SP57 Racing Team	YAMAHA	01:37,925	01:37,989	01:38,058	01:38,207	01:38,278	01:38,091
11	SCHULTZ, Jared K.	Monex Team EDGE RST	YAMAHA	01:37,973	01:38,269	01:38,287	01:38,385	01:38,506	01:38,284
21	MONTERO, E.	Castromaroto Racing	YAMAHA	01:38,083	01:38,323	01:38,408	01:38,622	01:38,627	01:38,412
38	RODRIGUEZ, Juan	H43 Talasur	YAMAHA	01:38,100	01:38,182	01:38,555	01:38,870	01:38,983	01:38,538
19	DIAZ, Joan	H43 Team NobbyTalasur	YAMAHA	01:38,174	01:38,346	01:38,438	01:38,459	01:38,466	01:38,376
6	KROEZE, Sander	EasyRace Team	YAMAHA	01:38,329	01:38,416	01:38,793	01:38,922	01:38,950	01:38,682
43	JESPERSEN, Simon	H43 Team Nobby	YAMAHA	01:38,414	01:39,347	18:51,237			07:22,999
57	KOSKINEN, Kenny	Kallio Racing Junior	YAMAHA	01:38,535	01:38,727	01:38,731	01:38,754	01:38,949	01:38,739
74	SAKO, Daijro	Antoni Barcelona XC	YAMAHA	01:38,537	01:38,657	01:38,773	01:38,823	01:39,253	01:38,808
88	LOUREIRO, Curtis D.	I+DENT Racing Team	YAMAHA	01:38,549	01:38,711	01:38,827	01:39,073	01:39,199	01:38,871
81	NASSI, Felix	MDR Spain Circuits	YAMAHA	01:38,675	01:38,737	01:38,868	01:39,112	01:39,167	01:38,911
78	HEREDIA, Angel	MDR Spain Circuits	YAMAHA	01:38,971	01:39,034	01:40,002	01:41,708	01:42,211	01:40,385
25	DAVIS, Jamie	Fifty Motorsport	YAMAHA	01:39,009	01:39,582	01:39,838	01:39,985	01:40,403	01:39,763
3	REHACEK, Filip	Cardoso Racing	YAMAHA	01:39,492	01:39,738	01:39,765	01:39,792	01:39,827	01:39,722
69	ROLLET, Adrien	FP Racing	YAMAHA	01:40,147	01:40,306	01:40,356	01:40,391	01:40,407	01:40,321
64	FABBRI, Davide	H43 Team NobbyTalasur	YAMAHA	01:40,328	01:40,372	01:40,606	01:41,055	01:41,174	01:40,707
67	LEHTIRANTA, N.	RAM Racing Yamaha	YAMAHA	01:40,695	01:40,793	01:40,981	01:40,990	01:41,046	01:40,901
56	HENRY, Marius	Tech Solutions	YAMAHA	01:41,183	01:41,322	01:41,394	01:41,455	01:41,519	01:41,374
7	DZEGEDE, Z. K.	EasyRace Team	YAMAHA	01:42,495	01:42,560	01:42,921	01:42,978	01:43,340	01:42,858
8	CORREIA, Vasco	Team Moto Clube Loul	KAWASAKI	01:43,345	01:43,476	01:43,739	01:59,085	07:17,989	02:53,526
66	SHATERNIKOVA, O.	Yamaha GV Stratos	YAMAHA	01:43,704	01:44,177	01:44,342	01:44,830	01:45,352	01:44,481