



# SBK Junior ESBK WARM UP

## Clasificación

Nº	Piloto	Nac	Equipo	Moto	Neum Cl.	Tiempo	Vlt.	Total	Dif.	Km/h
1	72 YERAY RUIZ	ESP	YAMAHA MS RACING	YAMAHA	PIRELLI Y	1:51.979	6	6	-	126.4
2	98 DANIEL MOGEDA	ESP	ESP SOLUTIONS MOTAP RACING TEAM	KAWASAKI	PIRELLI K	1:52.012	5	6	+0.033	126.4
3	44 ERIC FERNANDEZ	ESP	TEAM SPEED RACING	KAWASAKI	PIRELLI K	1:52.233	4	5	+0.254	126.2
4	56 DAYRON MORILLAS	ESP	YAMAHA MS RACING	YAMAHA	PIRELLI Y	1:52.562	5	6	+0.583	125.8
5	91 BORJA JIMENEZ	ESP	ESP SOLUTIONS MOTAP RACING TEAM	KAWASAKI	PIRELLI K	1:52.575	5	6	+0.596	125.8
6	48 JULIO GARCIA	ESP	ESP SOLUTIONS MOTAP RACING TEAM	KAWASAKI	PIRELLI K	1:52.609	6	6	+0.630	125.7
7	8 CARLOS GIMENEZ	ESP	ARCO-MOTOR UNIVERSITY TEAM	YAMAHA	PIRELLI Y	1:52.640	5	5	+0.661	125.7
8	20 JAVIER CORRAL	ESP	ARCO-MOTOR UNIVERSITY TEAM	YAMAHA	PIRELLI Y	1:52.762	5	5	+0.783	125.6
9	94 FACUNDO A. LLAMBIAS	URY	KAWASAKI PL RACING JUNIOR TEAM	KAWASAKI	PIRELLI K	1:52.940	3	5	+0.961	125.4
10	74 JUAN A. CONESA	ESP	TEAM LAGLISSE	KAWASAKI	PIRELLI K	1:52.969	6	6	+0.990	125.3
11	35 YERAY SAIZ	ESP	KAWASAKI PL RACING JUNIOR TEAM	KAWASAKI	PIRELLI K	1:53.044	4	5	+1.065	125.3
12	26 JOSE M OSUNA	ESP	DEZA - BOX 77 RACING TEAM	KAWASAKI	PIRELLI K	1:53.073	5	5	+1.094	125.2
13	47 FERRAN HERNANDEZ	ESP	TEAM BOX 64	HONDA	PIRELLI	1:53.240	4	4	+1.261	125.0
14	57 ANTONIO TORRES	ESP	DEZA - BOX 77 RACING TEAM	KAWASAKI	PIRELLI K	1:53.496	3	5	+1.517	124.8
15	25 DEAN BERTA	ESP	MDR SPAINCIRCUITS	YAMAHA	PIRELLI	1:53.781	5	5	+1.802	124.4
16	18 JOAN SANTOS	ESP	QRG MOTOR RACING	KAWASAKI	PIRELLI K	1:53.899	2	5	+1.920	124.3
17	31 MAX SANCHEZ	ESP	ETG RACING	YAMAHA	PIRELLI Y	1:54.733	3	5	+2.754	123.4
18	53 HECTOR YEBRA	ESP	HYCOMPETICION	KAWASAKI	PIRELLI K	1:55.498	5	5	+3.519	122.6
19	16 MICHAL A. BUDZIASZEK	POL	I+DENT RACING TEAM	YAMAHA	PIRELLI Y	1:55.581	5	5	+3.602	122.5
20	65 ENZO MACCAPANI	BRA	TEAM BRASIL BY MS RACING	YAMAHA	PIRELLI	1:55.614	5	5	+3.635	122.5
21	51 JUAN P. URIOSTEGUI	MEX	I+DENT RACING TEAM	YAMAHA	PIRELLI Y	1:55.617	3	5	+3.638	122.5
22	77 BRUNO BAÑOS	ESP	DEZA - BOX 77 RACING TEAM	KAWASAKI	PIRELLI K	1:55.801	5	5	+3.822	122.3
23	32 RODRIGO VALENTE	PRT	GV STRATOS RACING TEAM	YAMAHA	PIRELLI Y	1:55.838	4	5	+3.859	122.2
24	2 NATALIA RIVERA	ESP	I+DENT RACING TEAM	YAMAHA	PIRELLI Y	1:55.875	5	5	+3.896	122.2
25	27 ALVARO DIAZ	ESP	ARCO MOTOR UNIVERSITY TEAM	YAMAHA	PIRELLI Y	1:56.318	5	5	+4.339	121.7
26	33 GONZALO SANCHEZ	ESP	ETG RACING	YAMAHA	PIRELLI Y	1:57.052	4	5	+5.073	121.0
27	81 JUAN E. RIVERA	COL	AUSTIN RACING VHC LIQUI MOLY	KAWASAKI	PIRELLI K	1:57.191	4	5	+5.212	120.8
28	6 GUILHERME MARQUES	PRT	MIGUEL OLIVEIRA FAN CLUB	YAMAHA	PIRELLI	1:57.457	2	5	+5.478	120.5
29	17 SAMUEL DIAZ	ESP	TECNIRACING	KAWASAKI	PIRELLI K			5	+2.547	+0.660

Vuelta rápida: Vlt. 6 YERAY RUIZ 1:51.979 126.4 Km/h

Hora de publicación: .....

Estado de pista: **SECO**

<b>Director de Carrera:</b> Máximo Guerrero	<b>Jefe de Cronometraje:</b> Juan Carlos Jodra 548713-GU
--	--



**SBK Junior**  
**ESBK**  
**WARM UP**


**Clasificación por Clase**

Nº Piloto	Nac	Equipo	Moto	Tiempo	Vlt. Total	Dif.	Km/h	
<b>K</b>								
1	98	DANIEL MOGEDA	ESP	ESP SOLUTIONS MOTAP RACING TEAM	KAWASAKI	1:52.012	5 6	126.4
2	44	ERIC FERNANDEZ	ESP	TEAM SPEED RACING	KAWASAKI	1:52.233	4 5	+0.221 +0.221 126.2
3	91	BORJA JIMENEZ	ESP	ESP SOLUTIONS MOTAP RACING TEAM	KAWASAKI	1:52.575	5 6	+0.563 +0.342 125.8
4	48	JULIO GARCIA	ESP	ESP SOLUTIONS MOTAP RACING TEAM	KAWASAKI	1:52.609	6 6	+0.597 +0.034 125.7
5	94	FACUNDO A. LLAMBIAS	URY	KAWASAKI PL RACING JUNIOR TEAM	KAWASAKI	1:52.940	3 5	+0.928 +0.331 125.4
6	35	YERAY SAIZ	ESP	KAWASAKI PL RACING JUNIOR TEAM	KAWASAKI	1:53.044	4 5	+1.032 +0.104 125.3
7	26	JOSE M OSUNA	ESP	DEZA - BOX 77 RACING TEAM	KAWASAKI	1:53.073	5 5	+1.061 +0.029 125.2
8	57	ANTONIO TORRES	ESP	DEZA - BOX 77 RACING TEAM	KAWASAKI	1:53.496	3 5	+1.484 +0.423 124.8
9	18	JOAN SANTOS	ESP	QRG MOTOR RACING	KAWASAKI	1:53.899	2 5	+1.887 +0.403 124.3
10	53	HECTOR YEBRA	ESP	HYCOMPETICION	KAWASAKI	1:55.498	5 5	+3.486 +1.599 122.6
11	77	BRUNO BAÑOS	ESP	DEZA - BOX 77 RACING TEAM	KAWASAKI	1:55.801	5 5	+3.789 +0.303 122.3
12	81	JUAN E. RIVERA	COL	AUSTIN RACING VHC LIQUI MOLY	KAWASAKI	1:57.191	4 5	+5.179 +1.390 120.8
13	17	SAMUEL DIAZ	ESP	TECNIRACING	KAWASAKI		5	
<b>Y</b>								
1	72	YERAY RUIZ	ESP	YAMAHA MS RACING	YAMAHA	1:51.979	6 6	126.4
2	56	DAYRON MORILLAS	ESP	YAMAHA MS RACING	YAMAHA	1:52.562	5 6	+0.583 +0.583 125.8
3	8	CARLOS GIMENEZ	ESP	ARCO-MOTOR UNIVERSITY TEAM	YAMAHA	1:52.640	5 5	+0.661 +0.078 125.7
4	20	JAVIER CORRAL	ESP	ARCO-MOTOR UNIVERSITY TEAM	YAMAHA	1:52.762	5 5	+0.783 +0.122 125.6
5	31	MAX SANCHEZ	ESP	ETG RACING	YAMAHA	1:54.733	3 5	+2.754 +1.971 123.4
6	16	MICHAL A. BUDZIASZEK	POL	I+DENT RACING TEAM	YAMAHA	1:55.581	5 5	+3.602 +0.848 122.5
7	51	JUAN P. URIOSTEGUI	MEX	I+DENT RACING TEAM	YAMAHA	1:55.617	3 5	+3.638 +0.036 122.5
8	32	RODRIGO VALENTE	PRT	GV STRATOS RACING TEAM	YAMAHA	1:55.838	4 5	+3.859 +0.221 122.2
9	2	NATALIA RIVERA	ESP	I+DENT RACING TEAM	YAMAHA	1:55.875	5 5	+3.896 +0.037 122.2
10	27	ALVARO DIAZ	ESP	ARCO MOTOR UNIVERSITY TEAM	YAMAHA	1:56.318	5 5	+4.339 +0.443 121.7
11	33	GONZALO SANCHEZ	ESP	ETG RACING	YAMAHA	1:57.052	4 5	+5.073 +0.734 121.0

Hora de publicación: .....

Estado de pista: **SECO**


<p><b>Director de Carrera:</b> Máximo Guerrero</p>	<p><b>Jefe de Cronometraje:</b> Juan Carlos Jodra 548713-GU</p>
--	---



**SBK Junior**  
**ESBK**  
**WARM UP**


**Mejores tiempos de sector**

Sector 1			Sector 2		Sector 3		Pos	Nº Piloto	Vuelta Ideal	Mejor Vuelta
Pos	Nº Piloto	Tiempo	Nº Piloto	Tiempo	Nº Piloto	Tiempo				
1	72 Y.RUIZ	30.364	72 Y.RUIZ	40.473	98 D.MOGEDA	40.762	1	72 Y.RUIZ	1:51.645	1:51.979 (1)
2	47 F.HERNANDEZ	30.533	98 D.MOGEDA	40.484	72 Y.RUIZ	40.808	2	98 D.MOGEDA	1:51.873	1:52.012 (2)
3	44 E.FERNANDEZ	30.605	74 J.CONESA	40.538	44 E.FERNANDEZ	40.860	3	74 J.CONESA	1:52.144	1:52.969 (10)
4	98 D.MOGEDA	30.627	56 D.MORILLAS	40.546	91 B.JIMENEZ	40.905	4	44 E.FERNANDEZ	1:52.233	1:52.233 (3)
5	48 J.GARCIA	30.638	27 A.DIAZ	40.563	74 J.CONESA	40.930	5	47 F.HERNANDEZ	1:52.447	1:53.240 (13)
6	74 J.CONESA	30.676	8 C.GIMENEZ	40.602	20 J.CORRAL	40.983	6	48 J.GARCIA	1:52.500	1:52.609 (6)
7	8 C.GIMENEZ	30.713	91 B.JIMENEZ	40.659	57 A.TORRES	41.037	7	20 J.CORRAL	1:52.511	1:52.762 (8)
8	94 F.LLAMBIAS	30.759	47 F.HERNANDEZ	40.679	26 J.OSUNA	41.046	8	91 B.JIMENEZ	1:52.544	1:52.575 (5)
9	56 D.MORILLAS	30.781	48 J.GARCIA	40.714	94 F.LLAMBIAS	41.110	9	56 D.MORILLAS	1:52.550	1:52.562 (4)
10	20 J.CORRAL	30.788	20 J.CORRAL	40.740	48 J.GARCIA	41.148	10	27 A.DIAZ	1:52.616	1:56.318 (25)
11	27 A.DIAZ	30.902	35 Y.SAIZ	40.761	27 A.DIAZ	41.151	11	8 C.GIMENEZ	1:52.640	1:52.640 (7)
12	35 Y.SAIZ	30.969	44 E.FERNANDEZ	40.768	35 Y.SAIZ	41.166	12	94 F.LLAMBIAS	1:52.693	1:52.940 (9)
13	91 B.JIMENEZ	30.980	94 F.LLAMBIAS	40.824	56 D.MORILLAS	41.223	13	35 Y.SAIZ	1:52.896	1:53.044 (11)
14	26 J.OSUNA	31.046	26 J.OSUNA	40.848	47 F.HERNANDEZ	41.235	14	26 J.OSUNA	1:52.940	1:53.073 (12)
15	31 M.SANCHEZ	31.208	25 D.BERTA	40.932	8 C.GIMENEZ	41.325	15	57 A.TORRES	1:53.496	1:53.496 (14)
16	18 J.SANTOS	31.253	57 A.TORRES	41.002	18 J.SANTOS	41.364	16	25 D.BERTA	1:53.752	1:53.781 (15)
17	65 E.MACCAPANI	31.306	18 J.SANTOS	41.228	25 D.BERTA	41.398	17	18 J.SANTOS	1:53.845	1:53.899 (16)
18	17 S.DIAZ	31.334	31 M.SANCHEZ	41.303	17 S.DIAZ	41.703	18	31 M.SANCHEZ	1:54.220	1:54.733 (17)
19	51 J.URIOSTEGUI	31.338	17 S.DIAZ	41.363	31 M.SANCHEZ	41.709	19	17 S.DIAZ	1:54.400	
20	25 D.BERTA	31.422	53 H.YEBRA	41.688	2 N.RIVERA	41.873	20	53 H.YEBRA	1:55.113	1:55.498 (18)
21	57 A.TORRES	31.457	16 M.BUDZIASZEK	41.724	77 B.BAÑOS	41.925	21	51 J.URIOSTEGUI	1:55.247	1:55.617 (21)
22	53 H.YEBRA	31.464	51 J.URIOSTEGUI	41.735	53 H.YEBRA	41.961	22	65 E.MACCAPANI	1:55.268	1:55.614 (20)
23	16 M.BUDZIASZEK	31.620	77 B.BAÑOS	41.743	16 M.BUDZIASZEK	42.003	23	16 M.BUDZIASZEK	1:55.347	1:55.581 (19)
24	32 R.VALENTE	31.634	32 R.VALENTE	41.817	65 E.MACCAPANI	42.136	24	2 N.RIVERA	1:55.421	1:55.875 (24)
25	2 N.RIVERA	31.723	2 N.RIVERA	41.825	51 J.URIOSTEGUI	42.174	25	77 B.BAÑOS	1:55.550	1:55.801 (22)
26	6 G.MARQUES	31.738	65 E.MACCAPANI	41.826	33 G.SANCHEZ	42.200	26	32 R.VALENTE	1:55.781	1:55.838 (23)
27	77 B.BAÑOS	31.882	33 G.SANCHEZ	42.217	32 R.VALENTE	42.330	27	33 G.SANCHEZ	1:56.513	1:57.052 (26)
28	81 J.RIVERA	31.992	81 J.RIVERA	42.553	81 J.RIVERA	42.646	28	81 J.RIVERA	1:57.191	1:57.191 (27)
29	33 G.SANCHEZ	32.096	6 G.MARQUES	42.795	6 G.MARQUES	42.924	29	6 G.MARQUES	1:57.457	1:57.457 (28)



## SBK Junior ESBK Después de WARM UP Velocidad máxima del evento


Nº Piloto	Equipo	Moto	Clase	V.Max	Vit.	Sesión
48 JULIO GARCIA	ESP SOLUTIONS MOTAP RACING TEAM	KAWASAKI	K	199.3	7	LIBRES 1
47 FERRAN HERNANDEZ	TEAM BOX 64	HONDA		198.9	3	LIBRES 1
98 DANIEL MOGEDA	ESP SOLUTIONS MOTAP RACING TEAM	KAWASAKI	K	198.9	3	LIBRES 1
44 ERIC FERNANDEZ	TEAM SPEED RACING	KAWASAKI	K	198.5	13	ENT. CRONOMETRADO
72 YERAY RUIZ	YAMAHA MS RACING	YAMAHA	Y	196.4	4	LIBRES 1
91 BORJA JIMENEZ	ESP SOLUTIONS MOTAP RACING TEAM	KAWASAKI	K	195.7	3	LIBRES 1
94 FACUNDO A. LLAMBIAS	KAWASAKI PL RACING JUNIOR TEAM	KAWASAKI	K	195.3	3	ENT. CRONOMETRADO
25 DEAN BERTA	MDR SPAINCIRCUITS	YAMAHA		194.2	5	ENT. CRONOMETRADO
26 JOSE M OSUNA	DEZA - BOX 77 RACING TEAM	KAWASAKI	K	194.2	3	ENT. CRONOMETRADO
56 DAYRON MORILLAS	YAMAHA MS RACING	YAMAHA	Y	193.9	11	ENT. CRONOMETRADO
8 CARLOS GIMENEZ	ARCO-MOTOR UNIVERSITY TEAM	YAMAHA	Y	193.5	2	LIBRES 1
27 ALVARO DIAZ	ARCO MOTOR UNIVERSITY TEAM	YAMAHA	Y	193.2	3	ENT. CRONOMETRADO
51 JUAN P. URIOSTEGUI	I+DENT RACING TEAM	YAMAHA	Y	193.2	2	CARRERA 1
57 ANTONIO TORRES	DEZA - BOX 77 RACING TEAM	KAWASAKI	K	193.2	6	LIBRES 1
16 MICHAL A. BUDZIASZEK	I+DENT RACING TEAM	YAMAHA	Y	192.9	3	LIBRES 1
65 ENZO MACCAPANI	TEAM BRASIL BY MS RACING	YAMAHA		192.2	3	ENT. CRONOMETRADO
17 SAMUEL DIAZ	TECNIRACING	KAWASAKI	K	191.8	3	ENT. CRONOMETRADO
31 MAX SANCHEZ	ETG RACING	YAMAHA	Y	191.5	4	ENT. CRONOMETRADO
32 RODRIGO VALENTE	GV STRATOS RACING TEAM	YAMAHA	Y	191.5	3	LIBRES 1
18 JOAN SANTOS	QRG MOTOR RACING	KAWASAKI	K	191.2	2	CARRERA 1
28 VALENTIN PERRONE				190.5	8	LIBRES 1
20 JAVIER CORRAL	ARCO-MOTOR UNIVERSITY TEAM	YAMAHA	Y	190.1	2	LIBRES 1
33 GONZALO SANCHEZ	ETG RACING	YAMAHA	Y	190.1	5	ENT. CRONOMETRADO
77 BRUNO BAÑOS	DEZA - BOX 77 RACING TEAM	KAWASAKI	K	190.1	2	LIBRES 1
2 NATALIA RIVERA	I+DENT RACING TEAM	YAMAHA	Y	189.8	9	LIBRES 1
53 HECTOR YEBRA	HYCOMPETICION	KAWASAKI	K	189.8	9	ENT. CRONOMETRADO
35 YERAY SAIZ	KAWASAKI PL RACING JUNIOR TEAM	KAWASAKI	K	189.5	3	WARM UP
74 JUAN A. CONESA	TEAM LAGLISSE			189.5	3	LIBRES 1
81 JUAN E. RIVERA	AUSTIN RACING VHC LIQUI MOLY	KAWASAKI	K	189.5	3	ENT. CRONOMETRADO
6 GUILHERME MARQUES	MIGUEL OLIVEIRA FAN CLUB	YAMAHA		185.2	13	ENT. CRONOMETRADO



**SBK Junior**  
**ESBK**  
**WARM UP**

**Secuencia de vueltas rápidas**

T. Sesión	Nº Piloto	Equipo	Moto	Clase	Tiempo	Km/h	Vlt.
4:05.951	<b>91 BORJA JIMENEZ</b>	ESP SOLUTIONS MOTAP RACING TEAM	KAWASAKI	K	<b>1:54.365</b>	123.8	2
4:07.570	<b>74 JUAN A. CONESA</b>	TEAM LAGLISSE			<b>1:53.204</b>	125.1	2
4:07.616	<b>72 YERAY RUIZ</b>	YAMAHA MS RACING	YAMAHA	Y	<b>1:52.622</b>	125.7	2
8:16.058	<b>44 ERIC FERNANDEZ</b>	TEAM SPEED RACING	KAWASAKI	K	<b>1:52.233</b>	126.2	4
9:46.085	<b>98 DANIEL MOGEDA</b>	ESP SOLUTIONS MOTAP RACING TEAM	KAWASAKI	K	<b>1:52.012</b>	126.4	5
11:39.425	<b>72 YERAY RUIZ</b>	YAMAHA MS RACING	YAMAHA	Y	<b>1:51.979</b>	126.4	6



**SBK Junior**  
**ESBK**  
**WARM UP**

**Análisis de sectores lentos**

■ Mejor Personal ■ Mejor de la sesión ■ Cruzando por el pit lane

Vlt.	Tiempo	Sector 1	Sector 2	Sector 3	Km/h	T. Sesión	Vlt.	Tiempo	Sector 1	Sector 2	Sector 3	Km/h	T. Sesión	
<b>2</b>	<b>NATALIA RIVERA</b> ESP I+DENT RACING TEAM YAMAHA							<b>25</b>	<b>DEAN BERTA</b> ESP MDR SPAINCIRCUITS YAMAHA					
1	2:24.983	57.960	43.435	43.588	97.7	2:24.983	1	2:27.012	1:02.742	41.876	42.394	96.3	2:27.012	
2	1:56.940	32.132	42.236	42.572	121.1	4:21.923	2	2:26.817 <b>B</b>	31.469	41.202	1:14.146	96.4	4:53.829	
3	1:56.503	<b>31.723</b>	42.220	42.560	121.5	6:18.426	3	2:03.399	40.530	41.073	41.796	114.7	6:57.228	
4	1:56.194	31.723	<b>41.825</b>	42.646	121.9	8:14.620	4	1:54.203	31.510	<b>40.932</b>	41.761	124.0	8:51.431	
5	<b>1:55.875</b>	32.092	41.910	<b>41.873</b>	122.2	10:10.495	5	<b>1:53.781</b>	<b>31.422</b>	40.961	<b>41.398</b>	124.4	10:45.212	
<b>6</b>	<b>GUILHERME MARQUES</b> PRT MIGUEL OLIVEIRA FAN CLUB YAMAHA							<b>26</b>	<b>JOSE M OSUNA</b> ESP DEZA - BOX 77 RACING TEAM KAWASAKI					
1	2:26.049	57.631	45.118	43.300	96.9	2:26.049	1	3:07.653	1:42.069	43.467	42.117	75.5	3:07.653	
2	<b>1:57.457</b>	<b>31.738</b>	<b>42.795</b>	<b>42.924</b>	120.5	4:23.506	2	1:53.122	31.092	40.984	<b>41.046</b>	125.2	5:00.775	
3	1:58.141	31.929	43.088	43.124	119.8	6:21.647	3	1:53.336	31.112	41.003	41.221	124.9	6:54.111	
4	1:58.106	31.743	43.263	43.100	119.9	8:19.753	4	1:57.266	34.946	40.922	41.398	120.7	8:51.377	
5	1:58.121	31.962	43.134	43.025	119.9	10:17.874	5	<b>1:53.073</b>	<b>31.046</b>	<b>40.848</b>	41.179	125.2	10:44.450	
<b>8</b>	<b>CARLOS GIMENEZ</b> ESP ARCO-MOTOR UNIVERSITY TEAM YAMAHA							<b>27</b>	<b>ALVARO DIAZ</b> ESP ARCO MOTOR UNIVERSITY TEAM YAMAHA					
1	2:52.797	1:27.852	42.781	42.164	81.9	2:52.797	1	2:39.675	1:16.936	41.275	41.464	88.7	2:39.675	
2	1:53.651	31.314	40.831	41.506	124.6	4:46.448	2	1:52.690	<b>30.902</b>	40.637	<b>41.151</b>	125.6	4:32.365	
3	1:54.623	31.451	40.828	42.344	123.5	6:41.071	3	1:53.974	31.032	41.701	41.241	124.2	6:26.339	
4	1:52.966	30.853	40.634	41.479	125.3	8:34.037	4	1:52.856	31.062	<b>40.563</b>	41.231	125.5	8:19.195	
5	<b>1:52.640</b>	<b>30.713</b>	<b>40.602</b>	<b>41.325</b>	125.7	10:26.677	5	<b>1:56.318</b>	32.971	41.847	41.500	121.7	10:15.513	
<b>16</b>	<b>MICHAL A. BUDZIASZEK</b> POL I+DENT RACING TEAM YAMAHA							<b>31</b>	<b>MAX SANCHEZ</b> ESP ETG RACING YAMAHA					
1	2:25.157	58.361	43.256	43.540	97.5	2:25.157	1	2:44.828	1:20.374	42.097	42.357	85.9	2:44.828	
2	1:56.110	31.674	42.044	42.392	121.9	4:21.267	2	1:54.980	31.481	41.570	41.929	123.1	4:39.808	
3	1:57.520	32.030	42.918	42.572	120.5	6:18.787	3	<b>1:54.733</b>	31.321	41.703	<b>41.709</b>	123.4	6:34.541	
4	1:55.925	<b>31.620</b>	41.822	42.483	122.1	8:14.712	4	1:55.097	<b>31.208</b>	<b>41.303</b>	42.586	123.0	8:29.638	
5	<b>1:55.581</b>	31.854	<b>41.724</b>	<b>42.003</b>	122.5	10:10.293	5	2:06.111	31.341	51.389	43.381	112.3	10:35.749	
<b>17</b>	<b>SAMUEL DIAZ</b> ESP TECNIRACING KAWASAKI							<b>32</b>	<b>RODRIGO VALENTE</b> PRT GV STRATOS RACING TEAM YAMAHA					
1	2:57.094	1:32.804	42.071	42.219	80.0	2:57.094	1	2:14.828	48.131	43.661	43.036	105.0	2:14.828	
2	1:54.672	31.559	41.408	41.705	123.5	4:51.766	2	1:57.139	32.279	42.095	42.765	120.9	4:11.967	
3	1:54.470	31.376	41.391	<b>41.703</b>	123.7	6:46.236	3	1:57.955	32.630	42.960	42.365	120.0	6:09.922	
4	1:54.518	31.339	41.429	41.750	123.6	8:40.754	4	<b>1:55.838</b>	31.691	<b>41.817</b>	<b>42.330</b>	122.2	8:05.760	
5	1:54.559	<b>31.334</b>	<b>41.363</b>	41.862	123.6	10:35.313	5	1:55.957	<b>31.634</b>	41.844	42.479	122.1	10:01.717	
<b>18</b>	<b>JOAN SANTOS</b> ESP QRG MOTOR RACING KAWASAKI							<b>33</b>	<b>GONZALO SANCHEZ</b> ESP ETG RACING YAMAHA					
1	2:41.424	1:17.805	41.853	41.766	87.7	2:41.424	1	2:58.350	1:30.973	44.119	43.258	79.4	2:58.350	
2	<b>1:53.899</b>	31.307	<b>41.228</b>	<b>41.364</b>	124.3	4:35.323	2	1:57.502	<b>32.096</b>	<b>42.217</b>	43.189	120.5	4:55.852	
3	1:54.625	31.651	41.517	41.457	123.5	6:29.948	3	1:57.314	32.189	42.521	42.604	120.7	6:53.166	
4	1:54.023	<b>31.253</b>	41.281	41.489	124.2	8:23.971	4	<b>1:57.052</b>	32.392	42.460	<b>42.200</b>	121.0	8:50.218	
5	1:55.037	31.277	41.763	41.997	123.1	10:19.008	5	1:57.544	32.517	42.512	42.515	120.5	10:47.762	
<b>20</b>	<b>JAVIER CORRAL</b> ESP ARCO-MOTOR UNIVERSITY TEAM YAMAHA							<b>35</b>	<b>YERAY SAIZ</b> ESP KAWASAKI PL RACING JUNIOR TEª KAWASAKI					
1	2:52.610	1:22.294	42.302	48.014	82.0	2:52.610	1	2:38.342	1:14.271	42.287	41.784	89.4	2:38.342	
2	1:54.069	31.699	40.975	41.395	124.1	4:46.679	2	1:54.114	31.093	41.380	41.641	124.1	4:32.456	
3	1:53.505	<b>30.788</b>	41.016	41.701	124.7	6:40.184	3	1:54.224	31.235	41.619	41.370	124.0	6:26.680	
4	1:53.679	31.233	40.913	41.533	124.6	8:33.863	4	<b>1:53.044</b>	<b>30.969</b>	<b>40.761</b>	41.314	125.3	8:19.724	
5	<b>1:52.762</b>	31.039	<b>40.740</b>	<b>40.983</b>	125.6	10:26.625	5	1:53.375	30.995	41.214	<b>41.166</b>	124.9	10:13.099	



### SBK Junior ESBK WARM UP


## Análisis de sectores lentos

■ Mejor Personal

■ Mejor de la sesión

■ Cruzando por el pit lane

Vlt.	Tiempo	Sector 1	Sector 2	Sector 3	Km/h	T. Sesión	Vlt.	Tiempo	Sector 1	Sector 2	Sector 3	Km/h	T. Sesión
<b>44</b> ERIC FERNANDEZ ESP TEAM SPEED RACING KAWASAKI							<b>65</b> ENZO MACCAPANI BRA TEAM BRASIL BY MS RACING YAMAHA						
1	2:37.383	1:13.639	42.028	41.716	90.0	2:37.383	1	2:16.086	50.502	42.871	42.713	104.0	2:16.086
2	1:53.505	30.857	41.130	41.518	124.7	4:30.888	2	1:55.764	<span style="color: green;">31.306</span>	42.017	42.441	122.3	4:11.850
3	1:52.937	30.913	40.867	41.157	125.4	6:23.825	3	1:57.789	32.857	42.489	42.443	120.2	6:09.639
4	<span style="color: green;">1:52.233</span>	<span style="color: green;">30.605</span>	<span style="color: green;">40.768</span>	<span style="color: green;">40.860</span>	126.2	8:16.058	4	1:55.469	31.440	41.893	<span style="color: green;">42.136</span>	122.6	8:05.108
5	1:52.921	30.731	40.958	41.232	125.4	10:08.979	5	<span style="color: green;">1:55.614</span>	31.581	<span style="color: green;">41.826</span>	42.207	122.5	10:00.722
<b>47</b> FERRAN HERNANDEZ ESP TEAM BOX 64 HONDA							<b>72</b> YERAY RUIZ ESP YAMAHA MS RACING YAMAHA						
1	2:13.458	43.676	47.257	42.525	106.1	2:13.458	1	2:14.994	50.636	42.099	42.259	104.9	2:14.994
2	1:52.702	30.788	<span style="color: green;">40.679</span>	<span style="color: green;">41.235</span>	125.6	4:06.160	2	1:52.622	30.422	40.832	41.368	125.7	4:07.616
3	1:55.140	31.079	41.724	42.337	123.0	6:01.300	3	1:52.656	30.811	<span style="color: purple;">40.473</span>	41.372	125.7	6:00.272
4	<span style="color: green;">1:53.240</span>	<span style="color: green;">30.533</span>	40.695	42.012	125.0	7:54.540	4	1:52.736	30.687	40.714	41.335	125.6	7:53.008
<b>48</b> JULIO GARCIA ESP ESP SOLUTIONS MOTAP RACING T KAWASAKI							<b>74</b> JUAN A. CONESA ESP TEAM LAGLISSE						
1	2:14.875	44.080	48.310	42.485	105.0	2:14.875	1	2:14.366	47.894	44.262	42.210	105.4	2:14.366
2	1:53.462	31.357	40.947	41.158	124.8	4:08.337	2	1:53.204	30.893	40.818	41.493	125.1	4:07.570
3	1:53.562	30.809	41.406	41.347	124.7	6:01.899	3	1:53.158	31.013	40.627	41.518	125.1	6:00.728
4	1:52.757	<span style="color: green;">30.638</span>	40.809	41.310	125.6	7:54.656	4	1:52.313	<span style="color: green;">30.676</span>	<span style="color: green;">40.538</span>	41.099	126.1	7:53.041
5	1:52.673	30.806	<span style="color: green;">40.714</span>	41.153	125.7	9:47.329	5	1:52.985	31.020	40.677	41.288	125.3	9:46.026
6	<span style="color: green;">1:52.609</span>	30.702	40.759	<span style="color: green;">41.148</span>	125.7	11:39.938	6	<span style="color: green;">1:52.969</span>	31.241	40.798	<span style="color: green;">40.930</span>	125.3	11:38.995
<b>51</b> JUAN P. URIOSTEGUI MEX I-DENT RACING TEAM YAMAHA							<b>77</b> BRUNO BAÑOS ESP DEZA - BOX 77 RACING TEAM KAWASAKI						
1	2:34.728	1:07.872	43.422	43.434	91.5	2:34.728	1	3:12.323	1:46.078	43.061	43.184	73.6	3:12.323
2	1:57.226	32.289	42.479	42.458	120.8	4:31.954	2	1:57.714	32.604	42.404	42.706	120.3	5:10.037
3	<span style="color: green;">1:55.617</span>	<span style="color: green;">31.338</span>	41.956	42.323	122.5	6:27.571	3	1:56.276	<span style="color: green;">31.882</span>	42.316	42.078	121.8	7:06.313
4	1:55.791	31.547	41.806	42.438	122.3	8:23.362	4	1:56.602	31.935	42.385	42.282	121.4	9:02.915
5	1:55.624	31.715	<span style="color: green;">41.735</span>	<span style="color: green;">42.174</span>	122.5	10:18.986	5	<span style="color: green;">1:55.801</span>	32.133	<span style="color: green;">41.743</span>	<span style="color: green;">41.925</span>	122.3	10:58.716
<b>53</b> HECTOR YEBRA ESP HYCOMPETICION KAWASAKI							<b>81</b> JUAN E. RIVERA COL AUSTIN RACING VHC LIQUI MOLY KAWASAKI						
1	2:39.743	1:14.629	42.646	42.468	88.6	2:39.743	1	3:31.862	2:06.037	42.709	43.116	66.8	3:31.862
2	1:55.207	<span style="color: green;">31.464</span>	<span style="color: green;">41.688</span>	42.055	122.9	4:34.950	2	1:57.723	32.296	42.724	42.703	120.3	5:29.585
3	1:55.825	32.144	41.720	<span style="color: green;">41.961</span>	122.2	6:30.775	3	1:57.633	32.268	42.646	42.719	120.4	7:27.218
4	1:55.658	31.539	41.883	42.236	122.4	8:26.433	4	<span style="color: green;">1:57.191</span>	<span style="color: green;">31.992</span>	<span style="color: green;">42.553</span>	<span style="color: green;">42.646</span>	120.8	9:24.409
5	<span style="color: green;">1:55.498</span>	31.725	41.716	42.057	122.6	10:21.931	5	2:05.683	33.668	48.385	43.630	112.7	11:30.092
<b>56</b> DAYRON MORILLAS ESP YAMAHA MS RACING YAMAHA							<b>91</b> BORJA JIMENEZ ESP ESP SOLUTIONS MOTAP RACING T KAWASAKI						
1	2:15.129	50.835	42.137	42.157	104.8	2:15.129	1	2:11.586	48.263	41.651	41.672	107.6	2:11.586
2	1:52.822	30.944	40.594	41.284	125.5	4:07.951	2	1:54.365	31.282	41.098	41.985	123.8	4:05.951
3	1:53.297	30.917	40.690	41.690	125.0	6:01.248	3	1:53.646	31.527	40.921	41.198	124.6	5:59.597
4	1:53.103	30.998	40.763	41.342	125.2	7:54.351	4	1:53.819	31.260	41.177	41.382	124.4	7:53.416
5	<span style="color: green;">1:52.562</span>	<span style="color: green;">30.781</span>	40.558	<span style="color: green;">41.223</span>	125.8	9:46.913	5	<span style="color: green;">1:52.575</span>	<span style="color: green;">30.980</span>	40.674	40.921	125.8	9:45.991
6	1:52.580	30.788	<span style="color: green;">40.546</span>	41.246	125.8	11:39.493	6	1:52.626	31.062	<span style="color: green;">40.659</span>	<span style="color: green;">40.905</span>	125.7	11:38.617
<b>57</b> ANTONIO TORRES ESP DEZA - BOX 77 RACING TEAM KAWASAKI							<b>94</b> FACUNDO A. LLAMBIAS URY KAWASAKI PL RACING JUNIOR TEA KAWASAKI						
1	3:06.467	1:42.328	42.164	41.975	75.9	3:06.467	1	2:37.864	1:09.330	45.426	43.108	89.7	2:37.864
2	1:54.237	31.469	41.272	41.496	123.9	5:00.704							
3	<span style="color: green;">1:53.496</span>	<span style="color: green;">31.457</span>	<span style="color: green;">41.002</span>	<span style="color: green;">41.037</span>	124.8	6:54.200							
4	1:54.675	31.525	41.560	41.590	123.5	8:48.875							



**SBK Junior**  
**ESBK**  
**WARM UP**

**Análisis de sectores lentos**

■ Mejor Personal ■ Mejor de la sesión B Cruzando por el pit lane

Vlt.	Tiempo	Sector 1	Sector 2	Sector 3	Km/h	T. Sesión	Vlt.	Tiempo	Sector 1	Sector 2	Sector 3	Km/h	T. Sesión
2	1:53.721	31.070	40.939	41.712	124.5	4:31.585							
3	<b>1:52.940</b>	31.006	<b>40.824</b>	<b>41.110</b>	125.4	6:24.525							
4	1:55.722	<b>30.759</b>	40.895	44.068	122.4	8:20.247							
5	1:55.180	31.426	42.173	41.581	122.9	10:15.427							

<b>98</b>	<b>DANIEL MOGEDA</b>	ESP
	ESP SOLUTIONS MOTAP RACING T	KAWASAKI

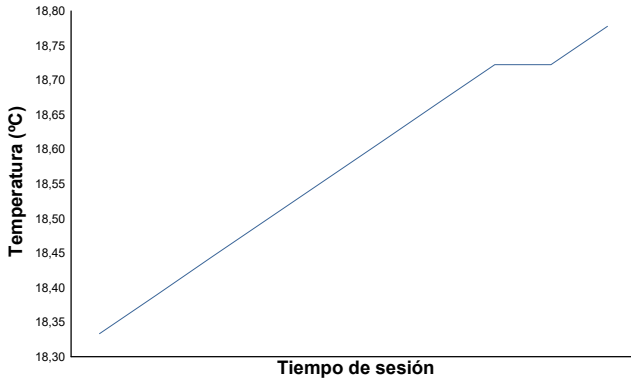
1	2:13.372	43.471	47.201	42.700	106.2	2:13.372
2	1:55.222	31.377	42.842	41.003	122.9	4:08.594
3	1:52.775	30.688	41.042	41.045	125.5	6:01.369
4	1:52.704	<b>30.627</b>	40.740	41.337	125.6	7:54.073
5	<b>1:52.012</b>	30.653	<b>40.484</b>	40.875	126.4	9:46.085
6	1:52.538	31.065	40.711	<b>40.762</b>	125.8	11:38.623





**ESBK**  
SBK Junior  
WARM UP  
Informe meteorológico

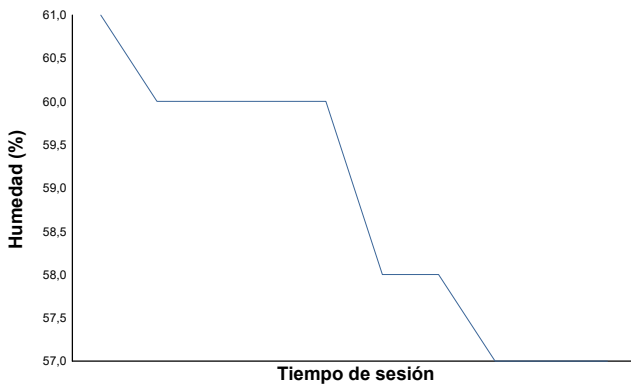
**Temperatura del Aire**



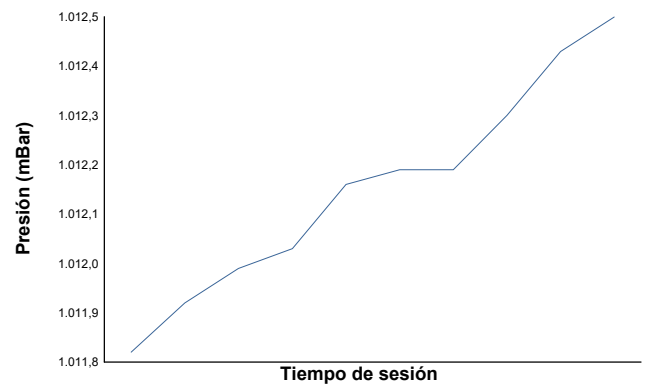
**Temperatura de la Pista**



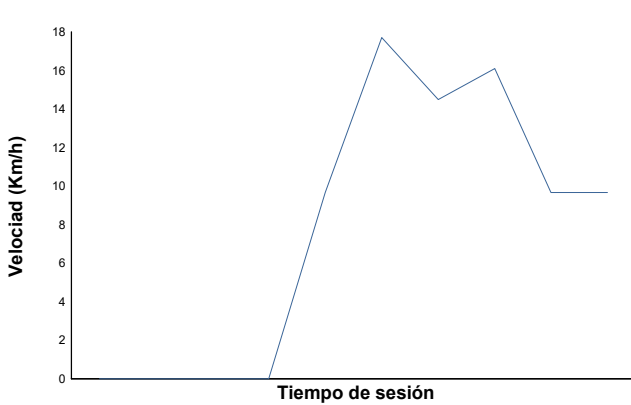
**Humedad**



**Presión**

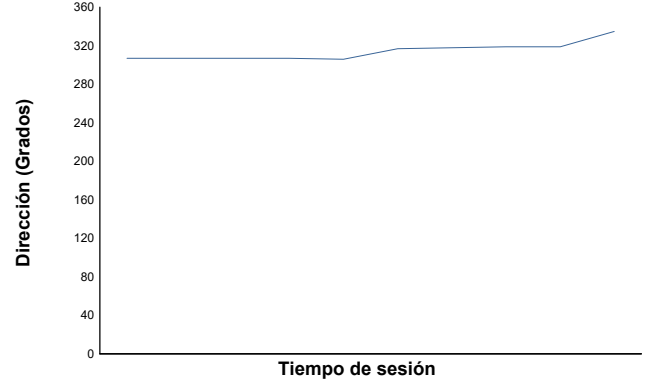


**Velocidad del viento**



**Dirección del viento**

Norte=0°/360° Este=90° Sur=180° Oeste=270°



Estado de pista: **SECO**