

SBK Junior

ESBK

CARRERA 2 (13 Vlt., 51,1 km.)

Clasificación

Nº Piloto	Nac	Equipo	Moto	Neum. Cl.	Vlts.	Tiempo Total	Dif.	Km/h	Mejor Vuelta			
									Vlt.	Tiempo Km/h		
1	44	ERIC FERNANDEZ	ESP TEAM SPEED RACING	KAWASAKI	PIRELLI K	13	24:31.646	-	125.1	7	1:52.115	126.3
2	72	YERAY RUIZ	ESP YAMAHA MS RACING	YAMAHA	PIRELLI Y	13	24:31.738	+0.092	125.1	4	1:51.760	126.7
3	26	JOSE M OSUNA	ESP DEZA - BOX 77 RACING TEAM	KAWASAKI	PIRELLI K	13	24:31.810	+0.164	125.1	6	1:52.273	126.1
4	57	ANTONIO TORRES	ESP DEZA - BOX 77 RACING TEAM	KAWASAKI	PIRELLI K	13	24:32.236	+0.590	125.0	5	1:52.262	126.1
5	27	ALVARO DIAZ	ESP ARCO MOTOR UNIVERSITY TEAM	YAMAHA	PIRELLI Y	13	24:32.366	+0.720	125.0	3	1:52.380	126.0
6	98	DANIEL MOGEDA	ESP ESP SOLUTIONS MOTAP RACING TEAM	KAWASAKI	PIRELLI K	13	24:32.417	+0.771	125.0	2	1:51.968	126.5
7	47	FERRAN HERNANDEZ	ESP TEAM BOX 64	HONDA	PIRELLI K	13	24:32.943	+1.297	125.0	5	1:51.896	126.5
8	48	JULIO GARCIA	ESP ESP SOLUTIONS MOTAP RACING TEAM	KAWASAKI	PIRELLI K	13	24:33.035	+1.389	125.0	7	1:51.580	126.9
9	74	JUAN A. CONESA	ESP TEAM LAGLISSE		PIRELLI K	13	24:33.246	+1.600	124.9	12	1:51.969	126.5
10	8	CARLOS GIMENEZ	ESP ARCO-MOTOR UNIVERSITY TEAM	YAMAHA	PIRELLI Y	13	24:35.046	+3.400	124.8	7	1:51.997	126.4
11	94	FACUNDO A. LLAMBIAS	URY KAWASAKI PL RACING JUNIOR TEAM	KAWASAKI	PIRELLI K	13	24:45.674	+14.028	123.9	5	1:53.158	125.1
12	31	MAX SANCHEZ	ESP ETG RACING	YAMAHA	PIRELLI Y	13	24:45.789	+14.143	123.9	13	1:53.042	125.3
13	51	JUAN P. URIOSTEGUI	MEX I+DENT RACING TEAM	YAMAHA	PIRELLI Y	13	24:46.451	+14.805	123.8	13	1:52.941	125.4
14	17	SAMUEL DIAZ	ESP TECNIRACING	KAWASAKI	PIRELLI K	13	24:46.763	+15.117	123.8	7	1:53.085	125.2
15	25	DEAN BERTA	ESP MDR SPAINCIRCUITS	YAMAHA	PIRELLI K	13	24:46.848	+15.202	123.8	7	1:53.049	125.2
16	81	JUAN E. RIVERA	COL AUSTIN RACING VHC LIQUI MOLY	KAWASAKI	PIRELLI K	13	25:02.503	+30.857	122.5	5	1:53.912	124.3
17	2	NATALIA RIVERA	ESP I+DENT RACING TEAM	YAMAHA	PIRELLI Y	13	25:06.592	+34.946	122.2	11	1:54.378	123.8
18	65	ENZO MACCAPANI	BRA TEAM BRASIL BY MS RACING	YAMAHA	PIRELLI K	13	25:12.816	+41.170	121.7	9	1:54.660	123.5
19	16	MICHAL A. BUDZIASZEK	POL I+DENT RACING TEAM	YAMAHA	PIRELLI Y	13	25:18.364	+46.718	121.2	9	1:55.321	122.8
20	6	GUILHERME MARQUES	PRT MIGUEL OLIVEIRA FAN CLUB	YAMAHA	PIRELLI K	13	25:36.365	+1:04.719	119.8	2	1:56.597	121.4
21	56	DAYRON MORILLAS	ESP YAMAHA MS RACING	YAMAHA	PIRELLI Y	13	25:48.187	+1:16.541	118.9	8	1:52.057	126.4
22	32	RODRIGO VALENTE	PRT GV STRATOS RACING TEAM	YAMAHA	PIRELLI Y	13	25:52.167	+1:20.521	118.6	6	1:56.429	121.6
23	77	BRUNO BAÑOS	ESP DEZA - BOX 77 RACING TEAM	KAWASAKI	PIRELLI K	9	25:58.496	4 Vlt.	81.8	3	1:55.170	122.9

Retirados

18	JOAN SANTOS	ESP QRG MOTOR RACING	KAWASAKI	PIRELLI K	9	17:04.553			5	1:52.259	126.1
35	YERAY SAIZ	ESP KAWASAKI PL RACING JUNIOR TEAM	KAWASAKI	PIRELLI K	6	11:31.790			6	1:52.504	125.9
20	JAVIER CORRAL	ESP ARCO-MOTOR UNIVERSITY TEAM	YAMAHA	PIRELLI Y	2	3:54.444			2	1:52.982	125.3
53	HECTOR YEBRA	ESP HYCOMPETICION	KAWASAKI	PIRELLI K	2	4:28.213			2	1:56.024	122.0
91	BORJA JIMENEZ	ESP ESP SOLUTIONS MOTAP RACING TEAM	KAWASAKI	PIRELLI K	1	1:59.434					
33	GONZALO SANCHEZ	ESP ETG RACING	YAMAHA	PIRELLI Y							

Pole:		JOSE M OSUNA		1:52.170	126.2 Km/h
Vuelta rápida:	Vlt.7	JULIO GARCIA		1:51.580	126.9 Km/h

Hora de publicación:

 Estado de pista: **SECO**

Director de Carrera: Máximo Guerrero	Jefe de Cronometraje: Juan Carlos Jodra 548713-GU
--	--



SBK Junior ESBK CARRERA 2 (13 Vts., 51,1 km.)

Clasificación por Clase

Nº Piloto	Nac	Equipo	Moto	Vlts.	Tiempo Total	Dif. Km/h	Mejor Vuelta					
							Vlt.	Tiempo Km/h				
K												
1	44	ERIC FERNANDEZ	ESP	TEAM SPEED RACING	KAWASAKI	13	24:31.646	125.1	7	1:52.115	126.3	
2	26	JOSE M OSUNA	ESP	DEZA - BOX 77 RACING TEAM	KAWASAKI	13	24:31.810	+0.164	125.1	6	1:52.273	126.1
3	57	ANTONIO TORRES	ESP	DEZA - BOX 77 RACING TEAM	KAWASAKI	13	24:32.236	+0.590	125.0	5	1:52.262	126.1
4	98	DANIEL MOGEDA	ESP	ESP SOLUTIONS MOTAP RACING TEAM	KAWASAKI	13	24:32.417	+0.771	125.0	2	1:51.968	126.5
5	48	JULIO GARCIA	ESP	ESP SOLUTIONS MOTAP RACING TEAM	KAWASAKI	13	24:33.035	+1.389	125.0	7	1:51.580	126.9
6	94	FACUNDO A. LLAMBIAS	URY	KAWASAKI PL RACING JUNIOR TEAM	KAWASAKI	13	24:45.674	+14.028	123.9	5	1:53.158	125.1
7	17	SAMUEL DIAZ	ESP	TECNIRACING	KAWASAKI	13	24:46.763	+15.117	123.8	7	1:53.085	125.2
8	81	JUAN E. RIVERA	COL	AUSTIN RACING VHC LIQUI MOLY	KAWASAKI	13	25:02.503	+30.857	122.5	5	1:53.912	124.3
9	77	BRUNO BAÑOS	ESP	DEZA - BOX 77 RACING TEAM	KAWASAKI	9	25:58.496	4 Vlts.	81.8	3	1:55.170	122.9
Retirados												
18	JOAN SANTOS	ESP	QRG MOTOR RACING	KAWASAKI	9	17:04.553	4 Vlts.		5	1:52.259	126.1	
35	YERAY SAIZ	ESP	KAWASAKI PL RACING JUNIOR TEAM	KAWASAKI	6	11:31.790	7 Vlts.		6	1:52.504	125.9	
53	HECTOR YEBRA	ESP	HYCOMPETICION	KAWASAKI	2	4:28.213	11 Vlts.		2	1:56.024	122.0	
91	BORJA JIMENEZ	ESP	ESP SOLUTIONS MOTAP RACING TEAM	KAWASAKI	1	1:59.434	12 Vlts.					
Y												
1	72	YERAY RUIZ	ESP	YAMAHA MS RACING	YAMAHA	13	24:31.738	125.1	4	1:51.760	126.7	
2	27	ALVARO DIAZ	ESP	ARCO MOTOR UNIVERSITY TEAM	YAMAHA	13	24:32.366	+0.628	125.0	3	1:52.380	126.0
3	8	CARLOS GIMENEZ	ESP	ARCO-MOTOR UNIVERSITY TEAM	YAMAHA	13	24:35.046	+3.308	124.8	7	1:51.997	126.4
4	31	MAX SANCHEZ	ESP	ETG RACING	YAMAHA	13	24:45.789	+14.051	123.9	13	1:53.042	125.3
5	51	JUAN P. URIOSTEGUI	MEX	I+DENT RACING TEAM	YAMAHA	13	24:46.451	+14.713	123.8	13	1:52.941	125.4
6	2	NATALIA RIVERA	ESP	I+DENT RACING TEAM	YAMAHA	13	25:06.592	+34.854	122.2	11	1:54.378	123.8
7	16	MICHAL A. BUDZIASZEK	POL	I+DENT RACING TEAM	YAMAHA	13	25:18.364	+46.626	121.2	9	1:55.321	122.8
8	56	DAYRON MORILLAS	ESP	YAMAHA MS RACING	YAMAHA	13	25:48.187	+1'16.449	118.9	8	1:52.057	126.4
9	32	RODRIGO VALENTE	PRT	GV STRATOS RACING TEAM	YAMAHA	13	25:52.167	+1'20.429	118.6	6	1:56.429	121.6
Retirados												
20	JAVIER CORRAL	ESP	ARCO-MOTOR UNIVERSITY TEAM	YAMAHA	2	3:54.444	11 Vlts.		2	1:52.982	125.3	
33	GONZALO SANCHEZ	ESP	ETG RACING	YAMAHA				13 Vlts.				

Hora de publicación:

Estado de pista: **SECO**

Director de Carrera: Máximo Guerrero	Jefe de Cronometraje: Juan Carlos Jodra 548713-GU
--	--



SBK Junior
ESBK
CARRERA 2

Planing

Nº	Pos	Parrilla	Vit.												
			1	2	3	4	5	6	7	8	9	10	11	12	13
26	1	26	26	26	26	26	98	26	26	26	26	26	44	98	44
27	2	27	27	27	27	98	26	27	98	98	98	98	98	26	72
91	3	91	44	44	98	27	27	98	27	27	27	27	26	44	26
44	4	44	57	98	44	44	44	72	72	72	44	72	27	72	57
57	5	57	91	57	57	72	72	47	47	44	72	44	72	57	27
48	6	48	98	47	47	74	47	44	44	47	47	47	47	27	98
72	7	72	47	72	72	47	74	74	8	48	8	48	48	48	47
94	8	94	72	74	74	57	57	8	48	8	48	8	56	47	48
47	9	47	48	48	8	8	8	57	57	57	57	56	57	56	74
98	10	98	74	8	48	48	48	48	56	56	56	57	8	74	8
74	11	74	94	18	18	18	18	18	18	18	74	74	74	8	94
35	12	35	18	56	56	56	56	56	74	74	18	94	94	94	31
25	13	25	8	20	94	94	94	94	94	94	94	51	25	17	51
56	14	56	20	35	51	51	51	51	51	51	25	31	31	31	17
8	15	8	56	94	31	31	31	31	31	31	31	31	17	25	25
18	16	18	35	51	35	25	25	25	25	17	17	51	51	81	81
17	17	17	81	31	17	17	17	35	17	17	25	81	81	81	2
31	18	31	51	17	25	35	35	17	81	81	81	2	2	2	65
20	19	20	31	81	81	81	81	81	2	2	2	65	65	65	16
81	20	81	77	25	77	77	65	2	65	65	65	16	16	16	6
51	21	51	17	77	65	65	2	65	16	16	16	6	6	6	56
65	22	65	25	65	2	2	77	16	6	6	6	32	32	32	32
53	23	53	65	2	16	16	16	6	32	32	32				
77	24	77	2	16	6	6	6	32	77	77	77				
32	25	32	16	6	32	32	32	77							
33	26	33	6	32											
16	27	16	32	53											
6	28	6	53												
2	29	2													



SBK Junior
ESBK
CARRERA 2

Mejores tiempos de sector

Sector 1			Sector 2		Sector 3		Pos	Nº Piloto	Vuelta Ideal	Mejor Vuelta
Pos	Nº Piloto	Tiempo	Nº Piloto	Tiempo	Nº Piloto	Tiempo				
1	98 D.MOGEDA	30.364	72 Y.RUIZ	40.104	48 J.GARCIA	40.692	1	72 Y.RUIZ	1:51.489	1:51.760 (2)
2	48 J.GARCIA	30.439	74 J.CONESA	40.140	56 D.MORILLAS	40.695	2	74 J.CONESA	1:51.518	1:51.969 (5)
3	56 D.MORILLAS	30.470	47 F.HERNANDEZ	40.307	26 J.OSUNA	40.718	3	56 D.MORILLAS	1:51.549	1:52.057 (7)
4	72 Y.RUIZ	30.490	56 D.MORILLAS	40.384	44 E.FERNANDEZ	40.760	4	48 J.GARCIA	1:51.580	1:51.580 (1)
5	47 F.HERNANDEZ	30.515	27 A.DIAZ	40.416	98 D.MOGEDA	40.794	5	98 D.MOGEDA	1:51.692	1:51.968 (4)
6	74 J.CONESA	30.530	8 C.GIMENEZ	40.419	57 A.TORRES	40.798	6	44 E.FERNANDEZ	1:51.775	1:52.115 (8)
7	44 E.FERNANDEZ	30.549	48 J.GARCIA	40.449	74 J.CONESA	40.848	7	47 F.HERNANDEZ	1:51.871	1:51.896 (3)
8	8 C.GIMENEZ	30.557	91 B.JIMENEZ	40.452	72 Y.RUIZ	40.895	8	26 J.OSUNA	1:51.883	1:52.273 (11)
9	35 Y.SAIZ	30.613	57 A.TORRES	40.459	35 Y.SAIZ	40.926	9	57 A.TORRES	1:51.883	1:52.262 (10)
10	57 A.TORRES	30.626	44 E.FERNANDEZ	40.466	8 C.GIMENEZ	40.928	10	8 C.GIMENEZ	1:51.904	1:51.997 (6)
11	18 J.SANTOS	30.651	26 J.OSUNA	40.476	27 A.DIAZ	40.983	11	27 A.DIAZ	1:52.070	1:52.380 (12)
12	27 A.DIAZ	30.671	98 D.MOGEDA	40.534	18 J.SANTOS	41.020	12	35 Y.SAIZ	1:52.149	1:52.504 (13)
13	20 J.CORRAL	30.682	18 J.SANTOS	40.588	47 F.HERNANDEZ	41.049	13	18 J.SANTOS	1:52.259	1:52.259 (9)
14	26 J.OSUNA	30.689	35 Y.SAIZ	40.610	17 S.DIAZ	41.067	14	25 D.BERTA	1:52.485	1:53.049 (17)
15	25 D.BERTA	30.704	25 D.BERTA	40.638	20 J.CORRAL	41.136	15	91 B.JIMENEZ	1:52.523	
16	51 J.URIOSTEGUI	30.719	51 J.URIOSTEGUI	40.701	25 D.BERTA	41.143	16	51 J.URIOSTEGUI	1:52.571	1:52.941 (14)
17	94 F.LLAMBIAS	30.722	94 F.LLAMBIAS	40.785	31 M.SANCHEZ	41.144	17	94 F.LLAMBIAS	1:52.710	1:53.158 (19)
18	31 M.SANCHEZ	30.818	17 S.DIAZ	40.829	51 J.URIOSTEGUI	41.151	18	17 S.DIAZ	1:52.808	1:53.085 (18)
19	91 B.JIMENEZ	30.906	31 M.SANCHEZ	40.851	91 B.JIMENEZ	41.165	19	31 M.SANCHEZ	1:52.813	1:53.042 (16)
20	17 S.DIAZ	30.912	81 J.RIVERA	41.062	94 F.LLAMBIAS	41.203	20	20 J.CORRAL	1:52.952	1:52.982 (15)
21	65 E.MACCAPANI	31.069	20 J.CORRAL	41.134	81 J.RIVERA	41.582	21	81 J.RIVERA	1:53.742	1:53.912 (20)
22	81 J.RIVERA	31.098	2 N.RIVERA	41.354	2 N.RIVERA	41.775	22	2 N.RIVERA	1:54.375	1:54.378 (21)
23	2 N.RIVERA	31.246	77 B.BAÑOS	41.394	77 B.BAÑOS	41.781	23	65 E.MACCAPANI	1:54.437	1:54.660 (22)
24	77 B.BAÑOS	31.474	65 E.MACCAPANI	41.411	65 E.MACCAPANI	41.957	24	77 B.BAÑOS	1:54.649	1:55.170 (23)
25	6 G.MARQUES	31.513	16 M.BUDZIASZEK	41.550	16 M.BUDZIASZEK	41.958	25	16 M.BUDZIASZEK	1:55.166	1:55.321 (24)
26	16 M.BUDZIASZEK	31.658	32 R.VALENTE	41.788	53 H.YEBRA	42.038	26	32 R.VALENTE	1:55.917	1:56.429 (26)
27	32 R.VALENTE	31.792	53 H.YEBRA	41.971	32 R.VALENTE	42.337	27	53 H.YEBRA	1:55.972	1:56.024 (25)
28	53 H.YEBRA	31.963	6 G.MARQUES	42.233	6 G.MARQUES	42.477	28	6 G.MARQUES	1:56.223	1:56.597 (27)



SBK Junior ESBK Después de CARRERA 2

Velocidad máxima del evento


Nº Piloto	Equipo	Moto	Clase	V.Max	Vit.	Sesión
48 JULIO GARCIA	ESP SOLUTIONS MOTAP RACING TEAM	KAWASAKI	K	199.3	7	LIBRES 1
47 FERRAN HERNANDEZ	TEAM BOX 64	HONDA		198.9	3	LIBRES 1
98 DANIEL MOGEDA	ESP SOLUTIONS MOTAP RACING TEAM	KAWASAKI	K	198.9	3	LIBRES 1
44 ERIC FERNANDEZ	TEAM SPEED RACING	KAWASAKI	K	198.5	13	ENT. CRONOMETRADO
72 YERAY RUIZ	YAMAHA MS RACING	YAMAHA	Y	196.4	4	LIBRES 1
91 BORJA JIMENEZ	ESP SOLUTIONS MOTAP RACING TEAM	KAWASAKI	K	195.7	3	LIBRES 1
94 FACUNDO A. LLAMBIAS	KAWASAKI PL RACING JUNIOR TEAM	KAWASAKI	K	195.7	2	CARRERA 2
27 ALVARO DIAZ	ARCO MOTOR UNIVERSITY TEAM	YAMAHA	Y	195.3	13	CARRERA 2
57 ANTONIO TORRES	DEZA - BOX 77 RACING TEAM	KAWASAKI	K	195.3	13	CARRERA 2
25 DEAN BERTA	MDR SPAINCIRCUITS	YAMAHA		194.2	5	ENT. CRONOMETRADO
26 JOSE M OSUNA	DEZA - BOX 77 RACING TEAM	KAWASAKI	K	194.2	3	ENT. CRONOMETRADO
56 DAYRON MORILLAS	YAMAHA MS RACING	YAMAHA	Y	193.9	11	ENT. CRONOMETRADO
8 CARLOS GIMENEZ	ARCO-MOTOR UNIVERSITY TEAM	YAMAHA	Y	193.9	2	CARRERA 2
51 JUAN P. URIOSTEGUI	I+DENT RACING TEAM	YAMAHA	Y	193.2	2	CARRERA 1
16 MICHAL A. BUDZIASZEK	I+DENT RACING TEAM	YAMAHA	Y	192.9	3	LIBRES 1
20 JAVIER CORRAL	ARCO-MOTOR UNIVERSITY TEAM	YAMAHA	Y	192.5	2	CARRERA 2
35 YERAY SAIZ	KAWASAKI PL RACING JUNIOR TEAM	KAWASAKI	K	192.2	2	CARRERA 2
65 ENZO MACCAPANI	TEAM BRASIL BY MS RACING	YAMAHA		192.2	3	ENT. CRONOMETRADO
17 SAMUEL DIAZ	TECNIRACING	KAWASAKI	K	191.8	3	ENT. CRONOMETRADO
31 MAX SANCHEZ	ETG RACING	YAMAHA	Y	191.5	4	ENT. CRONOMETRADO
32 RODRIGO VALENTE	GV STRATOS RACING TEAM	YAMAHA	Y	191.5	3	LIBRES 1
18 JOAN SANTOS	QRG MOTOR RACING	KAWASAKI	K	191.2	2	CARRERA 1
74 JUAN A. CONESA	TEAM LAGLISSE			191.2	3	CARRERA 2
28 VALENTIN PERRONE				190.5	8	LIBRES 1
33 GONZALO SANCHEZ	ETG RACING	YAMAHA	Y	190.1	5	ENT. CRONOMETRADO
77 BRUNO BAÑOS	DEZA - BOX 77 RACING TEAM	KAWASAKI	K	190.1	2	LIBRES 1
2 NATALIA RIVERA	I+DENT RACING TEAM	YAMAHA	Y	189.8	9	LIBRES 1
53 HECTOR YEBRA	HYCOMPETICION	KAWASAKI	K	189.8	9	ENT. CRONOMETRADO
81 JUAN E. RIVERA	AUSTIN RACING VHC LIQUI MOLY	KAWASAKI	K	189.5	3	ENT. CRONOMETRADO
6 GUILHERME MARQUES	MIGUEL OLIVEIRA FAN CLUB	YAMAHA		185.2	13	ENT. CRONOMETRADO



SBK Junior ESBK CARRERA 2

Secuencia de líderes por Clase

Nº	Piloto	Equipo	Moto	Vuelta a	Vuelta Final	Vlts.	Total Vlts.
47	FERRAN HERNANDEZ	TEAM BOX 64	HONDA	1	3	3	3
74	JUAN A. CONESA	TEAM LAGLISSE		4	4	1	1
47	FERRAN HERNANDEZ	TEAM BOX 64	HONDA	5	13	9	12
K							
26	JOSE M OSUNA	DEZA - BOX 77 RACING TEAM	KAWASAKI	1	4	4	4
98	DANIEL MOGEDA	ESP SOLUTIONS MOTAP RACING TE.	KAWASAKI	5	5	1	1
26	JOSE M OSUNA	DEZA - BOX 77 RACING TEAM	KAWASAKI	6	10	5	9
44	ERIC FERNANDEZ	TEAM SPEED RACING	KAWASAKI	11	11	1	1
98	DANIEL MOGEDA	ESP SOLUTIONS MOTAP RACING TE.	KAWASAKI	12	12	1	2
44	ERIC FERNANDEZ	TEAM SPEED RACING	KAWASAKI	13	13	1	2
Y							
27	ALVARO DIAZ	ARCO MOTOR UNIVERSITY TEAM	YAMAHA	1	11	11	11
72	YERAY RUIZ	YAMAHA MS RACING	YAMAHA	12	13	2	2



SBK Junior ESBK CARRERA 2

Secuencia de vueltas rápidas

T. Sesión	Nº Piloto	Equipo	Moto	Clase	Tiempo	Km/h	Vlt.
3:50.827	26 JOSE M OSUNA	DEZA - BOX 77 RACING TEAM	KAWASAKI	K	1:52.388	126.0	2
3:51.170	44 ERIC FERNANDEZ	TEAM SPEED RACING	KAWASAKI	K	1:52.349	126.0	2
3:51.418	98 DANIEL MOGEDA	ESP SOLUTIONS MOTAP RACING TEAM	KAWASAKI	K	1:51.968	126.5	2
7:37.115	72 YERAY RUIZ	YAMAHA MS RACING	YAMAHA	Y	1:51.760	126.7	4
13:15.252	48 JULIO GARCIA	ESP SOLUTIONS MOTAP RACING TEAM	KAWASAKI	K	1:51.580	126.9	7

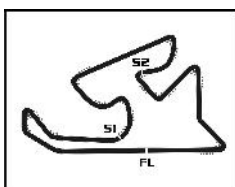


SBK Junior ESBK CARRERA 2

Tiempos por vuelta

Piloto Doblado

Nº	Tiempo	Dif.	Nº	Tiempo	Dif.	Nº	Tiempo	Dif.	Nº	Tiempo	Dif.	Nº	Tiempo	Dif.
Vlt. 1			32	1:58.057	36.983	Vlt. 5			98	1:52.742	0.228	48	1:53.269	1.459
26	1:58.439	0.000	53	1:56.024	37.386	27	1:52.787	0.272	57	1:52.698	1.687			
27	1:58.706	0.267	Vlt. 3			72	1:52.749	0.581	56	1:52.662	2.065			
44	1:58.821	0.382	26	1:52.443		47	1:52.449	0.784	74	1:53.023	4.394			
57	1:59.326	0.887	27	1:52.380	0.257	44	1:52.115	0.914	18	1:53.599	4.710			
91	1:59.434	0.995	98	1:52.125	0.273	8	1:51.997	1.240	94	1:54.201	10.758			
98	1:59.450	1.011	44	1:52.586	0.486	48	1:51.580	1.327	51	1:53.974	10.778			
47	2:00.062	1.623	57	1:52.948	1.853	57	1:52.508	2.189	31	1:53.047	11.136			
72	2:00.115	1.676	47	1:52.569	1.961	56	1:52.151	3.264	17	1:53.123	11.744			
48	2:00.250	1.811	72	1:52.510	2.085	18	1:53.189	3.271	25	1:53.625	11.873			
74	2:00.494	2.055	8	1:52.484	2.159	74	1:56.072	4.876	81	1:54.801	21.522			
94	2:00.746	2.307	8	1:52.348	2.369	94	1:53.487	9.210	2	1:55.072	27.179			
18	2:00.976	2.537	48	1:52.735	2.572	51	1:53.197	9.295	65	1:54.660	27.489			
8	2:01.117	2.678	18	1:52.647	3.010	31	1:53.158	10.521	16	1:55.321	35.165			
20	2:01.462	3.023	56	1:52.930	4.084	25	1:53.049	10.879	6	1:57.428	43.883			
56	2:01.859	3.420	94	1:53.606	6.619	17	1:53.085	11.379	32	1:56.584	1:03.933			
35	2:02.121	3.682	51	1:53.372	6.934	81	1:55.774	17.704	Vlt. 10					
81	2:03.251	4.812	31	1:53.552	7.943	2	1:55.077	23.037	26	1:52.868				
51	2:03.377	4.938	35	1:56.541	8.100	65	1:55.244	23.574	98	1:52.865	0.019			
31	2:03.418	4.979	17	1:53.482	8.331	16	1:56.059	29.541	27	1:52.884	0.325			
77	2:03.714	5.275	25	1:53.530	8.596	6	1:57.118	35.450	72	1:52.531	0.388			
17	2:03.993	5.554	81	1:54.412	9.272	32	1:56.494	56.758	44	1:52.917	0.457			
25	2:04.243	5.804	77	1:55.170	11.259	Vlt. 8			47	1:52.603	0.647			
65	2:04.745	6.306	65	1:54.973	11.646	26	1:53.271		48	1:52.147	0.738			
2	2:05.536	7.097	2	1:54.585	12.162	98	1:53.083	0.040	8	1:52.550	1.123			
16	2:07.080	8.641	16	1:55.827	15.672	27	1:53.260	0.261	56	1:52.266	1.463			
6	2:07.603	9.164	6	1:56.631	17.561	72	1:53.143	0.453	57	1:53.241	2.060			
32	2:29.753	31.314	32	1:56.868	41.408	44	1:52.880	0.523	74	1:52.521	4.047			
53	2:32.189	33.750	Vlt. 6			47	1:53.266	0.779	94	1:54.103	11.993			
Vlt. 2			26	1:52.298		48	1:52.781	0.837	51	1:54.194	12.104			
26	1:52.388		98	1:52.108	0.083	8	1:53.128	1.097	25	1:53.379	12.384			
27	1:52.441	0.320	27	1:52.457	0.416	57	1:52.718	1.636	31	1:54.194	12.462			
44	1:52.349	0.343	44	1:52.270	0.458	56	1:52.057	2.050	17	1:53.897	12.773			
98	1:51.968	0.591	72	1:51.760	1.547	18	1:53.758	3.758	81	1:55.490	24.144			
57	1:52.849	1.348	74	1:52.390	2.251	74	1:52.413	4.018	2	1:55.012	29.323			
47	1:52.600	1.835	47	1:52.593	2.256	94	1:53.265	9.204	65	1:55.119	29.740			
72	1:52.730	2.018	57	1:52.778	2.333	51	1:53.427	9.451	16	1:55.933	38.230			
74	1:52.451	2.118	8	1:52.490	2.561	31	1:53.486	10.736	6	2:00.315	51.330			
48	1:52.857	2.280	48	1:52.651	2.925	25	1:53.287	10.895	32	1:56.610	1:07.675			
8	1:52.174	2.464	18	1:52.576	3.288	17	1:53.160	11.268	77	10:15.861	4 Vlt.			
18	1:52.657	2.806	56	1:52.746	4.532	81	1:54.935	19.368	Vlt. 11					
56	1:52.565	3.597	94	1:53.339	7.660	2	1:54.988	24.754	44	1:52.931				
20	1:52.982	3.617	51	1:53.176	7.812	65	1:55.173	25.476	98	1:53.398	0.029			
35	1:52.708	4.002	31	1:53.516	9.161	16	1:56.221	32.491	26	1:53.568	0.180			
94	1:55.537	5.456	25	1:53.631	9.929	6	1:56.923	39.102	27	1:53.354	0.291			
51	1:53.455	6.005	17	1:54.005	10.038	32	1:56.509	59.996	72	1:53.356	0.356			
31	1:54.243	6.834	35	1:55.411	11.213	Vlt. 9			47	1:53.322	0.581			
17	1:54.126	7.292	81	1:54.323	11.297	26	1:52.647		48	1:53.326	0.676			
81	1:54.879	7.303	77	1:55.289	14.250	98	1:52.629	0.022	56	1:52.901	0.976			
25	1:54.093	7.509	65	1:55.286	14.634	27	1:52.695	0.309	57	1:52.370	1.042			
77	1:55.645	8.532	2	1:54.924	14.788	44	1:52.532	0.408	8	1:53.617	1.352			
65	1:55.198	9.116	16	1:56.079	19.453	72	1:52.919	0.725	74	1:52.484	3.143			
2	1:55.311	10.020	6	1:57.247	22.510	47	1:52.780	0.912	94	1:54.029	12.634			
16	1:56.035	12.288	32	1:56.594	45.704	8	1:52.991	1.441	25	1:54.221	13.217			
6	1:56.597	13.373	Vlt. 7											
			26	1:52.801										



CIRCUITO DE NAVARRA 3.933 m.

SBK Junior ESBK CARRERA 2

Tiempos por vuelta

Piloto Doblado

Nº	Tiempo	Dif.	Nº	Tiempo	Dif.	Nº	Tiempo	Dif.	Nº	Tiempo	Dif.	Nº	Tiempo	Dif.
31	1:54.146	13.220	6	1:56.895	1:04.719									
17	1:53.866	13.251	56	3:07.033	1:16.541									
51	1:55.655	14.371	32	1:57.672	1:20.521									
81	1:54.953	25.709	77	1:56.560	4 Vlt.									
2	1:54.378	30.313												
65	1:54.968	31.320												
16	1:55.622	40.464												
6	1:58.137	56.079												
32	1:57.322	1:11.609												
77	2:02.546	4 Vlt.												

Vlt. 12

98	1:52.952	
26	1:52.880	0.079
44	1:53.222	0.241
72	1:53.044	0.419
57	1:52.421	0.482
27	1:53.398	0.708
48	1:53.205	0.900
47	1:53.607	1.207
56	1:54.079	2.074
74	1:51.969	2.131
8	1:53.860	2.231
94	1:53.417	13.070
17	1:53.135	13.405
31	1:53.428	13.667
25	1:53.666	13.902
51	1:53.040	14.430
81	1:54.869	27.597
2	1:54.767	32.099
65	1:59.428	37.767
16	1:55.864	43.347
6	1:57.292	1:00.390
32	1:56.787	1:15.415
77	1:55.588	4 Vlt.

Vlt. 13

44	1:52.325	
72	1:52.239	0.092
26	1:52.651	0.164
57	1:52.674	0.590
27	1:52.578	0.720
98	1:53.337	0.771
47	1:52.656	1.297
48	1:53.055	1.389
74	1:52.035	1.600
8	1:53.735	3.400
94	1:53.524	14.028
31	1:53.042	14.143
51	1:52.941	14.805
17	1:54.278	15.117
25	1:53.866	15.202
81	1:55.826	30.857
2	1:55.413	34.946
65	1:55.969	41.170
16	1:55.937	46.718



SBK Junior ESBK CARRERA 2

Vuelta a vuelta

— Vuelta invalidada

■ Mejor Personal

■ Mejor de la sesión

B Cruzando por el pit lane

Vlt.	Tiempo	Sector 1	Sector 2	Sector 3	V.Max	T. Sesión	Vlt.	Tiempo	Sector 1	Sector 2	Sector 3	V.Max	T. Sesión
2	NATALIA RIVERA					ESP	7	1:56.059	31.966	41.923	42.170	178.2	13:43.466
	I+DENT RACING TEAM					YAMAHA	8	1:56.221	32.011	42.020	42.190	180.0	15:39.687
1	2:05.536	41.155	41.828	42.553	168.5	2:05.536	9	1:55.321	31.813	41.550	41.958	179.7	17:35.008
2	1:55.311	31.564	41.573	42.174	183.4	4:00.847	10	1:55.933	31.958	41.672	42.303	178.5	19:30.941
3	1:54.585	31.456	41.354	41.775	184.6	5:55.432	11	1:55.622	31.770	41.669	42.183	180.0	21:26.563
4	1:54.924	31.270	41.559	42.095	184.9	7:50.356	12	1:55.864	31.937	41.755	42.172	178.5	23:22.427
5	1:55.897	31.929	41.913	42.055	189.5	9:46.253	13	1:55.937	31.821	41.830	42.286	177.3	25:18.364
6	1:55.632	31.762	41.658	42.212	181.2	11:41.885	17	SAMUEL DIAZ					ESP
7	1:55.077	31.729	41.369	41.979	179.1	13:36.962		TECNIRACING					KAWASAKI
8	1:54.988	31.589	41.433	41.966	181.2	15:31.950	1	2:03.993	40.226	41.887	41.880	162.9	2:03.993
9	1:55.072	31.464	41.430	42.178	180.6	17:27.022	2	1:54.126	31.469	41.264	41.393	190.1	3:58.119
10	1:55.012	31.755	41.356	41.901	178.8	19:22.034	3	1:53.482	31.082	41.333	41.067	187.5	5:51.601
11	1:54.378	31.246	41.356	41.776	181.5	21:16.412	4	1:54.005	31.096	41.019	41.890	188.5	7:45.606
12	1:54.767	31.475	41.382	41.910	180.6	23:11.179	5	1:53.262	31.008	41.120	41.134	186.5	9:38.868
13	1:55.413	31.564	41.647	42.202	178.5	25:06.592	6	1:53.351	31.003	40.916	41.432	189.1	11:32.219
6	GUILHERME MARQUES					PRT	7	1:53.085	30.912	40.978	41.195	189.8	13:25.304
	MIGUEL OLIVEIRA FAN CLUB					YAMAHA	8	1:53.160	30.989	41.060	41.111	187.2	15:18.464
1	2:07.603	41.633	42.980	42.990	164.4	2:07.603	9	1:53.123	30.928	40.993	41.202	188.8	17:11.587
2	1:56.597	31.712	42.402	42.483	184.9	4:04.200	10	1:53.897	31.162	41.333	41.402	185.2	19:05.484
3	1:56.631	31.513	42.632	42.486	182.4	6:00.831	11	1:53.866	31.101	41.493	41.272	191.2	20:59.350
4	1:57.247	31.775	42.774	42.698	178.5	7:58.078	12	1:53.135	30.985	40.829	41.321	184.3	22:52.485
5	1:57.156	31.757	42.502	42.897	179.4	9:55.234	13	1:54.278	31.296	41.565	41.417	181.8	24:46.763
6	1:57.023	31.869	42.556	42.598	178.2	11:52.257	18	JOAN SANTOS					ESP
7	1:57.118	32.104	42.448	42.566	179.1	13:49.375		QRG MOTOR RACING					KAWASAKI
8	1:56.923	31.861	42.233	42.829	178.5	15:46.298	1	2:00.976	38.514	41.294	41.168	162.7	2:00.976
9	1:57.428	31.973	42.674	42.781	179.4	17:43.726	2	1:52.657	30.918	40.653	41.086	190.5	3:53.633
10	2:00.315	32.210	44.947	43.158	178.2	19:44.041	3	1:52.647	30.711	40.751	41.185	188.8	5:46.280
11	1:58.137	32.639	43.015	42.483	179.7	21:42.178	4	1:52.576	30.783	40.658	41.135	188.2	7:38.856
12	1:57.292	32.023	42.498	42.771	178.5	23:39.470	5	1:52.259	30.651	40.588	41.020	190.1	9:31.115
13	1:56.895	31.913	42.505	42.477	175.9	25:36.365	6	1:52.892	30.824	40.945	41.123	188.5	11:24.007
8	CARLOS GIMENEZ					ESP	7	1:53.189	30.936	40.987	41.266	191.2	13:17.196
	ARCO-MOTOR UNIVERSITY TEAM					YAMAHA	8	1:53.758	31.260	40.955	41.543	181.8	15:10.954
1	2:01.117	38.621	41.244	41.252	166.2	2:01.117	9	1:53.599	31.321	41.072	41.206	185.6	17:04.553
2	1:52.174	30.557	40.558	41.059	193.9	3:53.291	20	JAVIER CORRAL					ESP
3	1:52.348	30.681	40.724	40.943	190.8	5:45.639		ARCO-MOTOR UNIVERSITY TEAM					YAMAHA
4	1:52.490	30.920	40.507	41.063	190.1	7:38.129	1	2:01.462	38.873	41.453	41.136	168.0	2:01.462
5	1:52.337	30.764	40.578	40.995	192.2	9:30.466	2	1:52.982	30.682	41.134	41.166	192.5	3:54.444
6	1:52.702	30.753	40.808	41.141	188.8	11:23.168	25	DEAN BERTA					ESP
7	1:51.997	30.650	40.419	40.928	188.5	13:15.165		MDR SPAINCIRCUITS					YAMAHA
8	1:53.128	30.848	41.124	41.156	189.8	15:08.293	1	2:04.243	40.516	41.863	41.864	163.4	2:04.243
9	1:52.991	30.876	40.744	41.371	191.8	17:01.284	2	1:54.093	31.286	41.425	41.382	194.2	3:58.336
10	1:52.550	31.192	40.428	40.930	185.9	18:53.834	3	1:53.530	30.950	41.436	41.144	192.9	5:51.866
11	1:53.617	30.762	41.101	41.754	191.8	20:47.451	4	1:53.631	30.862	41.177	41.592	191.5	7:45.497
12	1:53.860	30.882	40.932	42.046	191.2	22:41.311	5	1:53.160	31.320	40.638	41.202	184.6	9:38.657
13	1:53.735	31.189	40.871	41.675	189.1	24:35.046	6	1:53.098	30.964	40.736	41.398	185.6	11:31.755
16	MICHAL A. BUDZIASZEK					POL	7	1:53.049	30.946	40.832	41.271	185.9	13:24.804
	I+DENT RACING TEAM					YAMAHA	8	1:53.287	30.704	40.950	41.633	189.1	15:18.091
1	2:07.080	42.012	42.087	42.981	169.5	2:07.080	9	1:53.625	31.477	41.005	41.143	193.9	17:11.716
2	1:56.035	31.953	41.732	42.350	180.9	4:03.115	10	1:53.379	30.860	40.940	41.579	189.8	19:05.095
3	1:55.827	31.658	41.861	42.308	180.0	5:58.942	11	1:54.221	31.225	41.511	41.485	188.2	20:59.316
4	1:56.079	31.980	41.830	42.269	177.6	7:55.021	12	1:53.666	31.501	40.993	41.172	180.0	22:52.982
5	1:55.910	31.934	41.826	42.150	179.1	9:50.931	13	1:53.866	30.924	41.617	41.325	190.1	24:46.848
6	1:56.476	31.921	42.153	42.402	178.8	11:47.407							



SBK Junior
ESBK
CARRERA 2
Vuelta a vuelta


— Vuelta invalidada

■ Mejor Personal

■ Mejor de la sesión

■ Cruzando por el pit lane

Vlt.	Tiempo	Sector 1	Sector 2	Sector 3	V.Max	T. Sesión	Vlt.	Tiempo	Sector 1	Sector 2	Sector 3	V.Max	T. Sesión
<p>26 JOSE M OSUNA ESP DEZA - BOX 77 RACING TEAM KAWASAKI</p>							<p>7 1:56.494 31.905 42.104 42.485 180.9 14:10.683</p>						
1	1:58.439	36.571	40.704	41.164	158.6	1:58.439	8	1:56.509	31.935	41.889	42.685	180.9	16:07.192
2	1:52.388	30.922	40.575	40.891	183.1	3:50.827	9	1:56.584	31.792	42.247	42.545	180.3	18:03.776
3	1:52.443	30.928	40.617	40.898	182.7	5:43.270	10	1:56.610	31.976	42.001	42.633	180.6	20:00.386
4	1:52.298	30.952	40.476	40.870	181.2	7:35.568	11	1:57.322	32.295	42.476	42.551	181.2	21:57.708
5	1:53.283	30.922	40.844	41.517	181.8	9:28.851	12	1:56.787	31.846	42.235	42.706	180.3	23:54.495
6	1:52.273	30.689	40.698	40.886	186.9	11:21.124	13	1:57.672	32.011	42.760	42.901	177.9	25:52.167
7	1:52.801	31.083	40.670	41.048	182.1	13:13.925	<p>35 YERAY SAIZ ESP KAWASAKI PL RACING JUNIOR TEª KAWASAKI</p>						
8	1:53.271	31.075	41.046	41.150	184.6	15:07.196	1	2:02.121	38.998	41.921	41.202	166.4	2:02.121
9	1:52.647	30.883	40.691	41.073	184.9	16:59.843	2	1:52.708	30.643	40.978	41.117	192.2	3:54.829
10	1:52.868	30.907	40.710	41.251	184.9	18:52.711	3	1:56.541	34.138	41.134	41.269	188.5	5:51.370
11	1:53.568	30.854	40.801	41.913	188.8	20:46.279	4	1:55.411	33.703	40.610	41.098	188.8	7:46.781
12	1:52.880	30.785	41.090	41.005	186.5	22:39.159	5	1:52.505	30.780	40.799	40.926	187.2	9:39.286
13	1:52.651	31.247	40.686	40.718	180.9	24:31.810	6	1:52.504	30.714	40.749	41.041	189.8	11:31.790
<p>27 ALVARO DIAZ ESP ARCO MOTOR UNIVERSITY TEAM YAMAHA</p>							<p>44 ERIC FERNANDEZ ESP TEAM SPEED RACING KAWASAKI</p>						
1	1:58.706	36.697	40.794	41.215	155.4	1:58.706	1	1:58.821	37.357	40.466	40.998	163.1	1:58.821
2	1:52.441	30.769	40.600	41.072	187.5	3:51.147	2	1:52.349	30.842	40.681	40.826	187.5	3:51.170
3	1:52.380	30.691	40.685	41.004	185.6	5:43.527	3	1:52.586	30.921	40.876	40.789	183.1	5:43.756
4	1:52.457	30.972	40.502	40.983	189.1	7:35.984	4	1:52.270	31.028	40.482	40.760	188.8	7:36.026
5	1:52.966	30.671	40.774	41.521	185.6	9:28.950	5	1:53.123	30.841	40.768	41.514	183.4	9:29.149
6	1:52.460	30.711	40.751	40.998	188.5	11:21.410	6	1:53.575	30.778	41.922	40.875	191.8	11:22.724
7	1:52.787	31.033	40.696	41.058	189.5	13:14.197	7	1:52.115	30.549	40.582	40.984	189.5	13:14.839
8	1:53.260	30.937	41.033	41.290	192.2	15:07.457	8	1:52.880	30.912	40.784	41.184	196.0	15:07.719
9	1:52.695	30.765	40.839	41.091	191.8	17:00.152	9	1:52.532	30.712	40.830	40.990	190.8	17:00.251
10	1:52.884	30.691	40.728	41.465	190.8	18:53.036	10	1:52.917	30.892	40.936	41.089	188.5	18:53.168
11	1:53.354	30.954	40.720	41.680	189.5	20:46.390	11	1:52.931	30.564	40.851	41.516	191.5	20:46.099
12	1:53.398	30.883	41.016	41.499	187.8	22:39.788	12	1:53.222	31.079	40.718	41.425	184.6	22:39.321
13	1:52.578	31.008	40.416	41.154	195.3	24:32.366	13	1:52.325	30.594	40.629	41.102	190.1	24:31.646
<p>31 MAX SANCHEZ ESP ETG RACING YAMAHA</p>							<p>47 FERRAN HERNANDEZ ESP TEAM BOX 64 HONDA</p>						
1	2:03.418	39.747	41.642	42.029	168.5	2:03.418	1	2:00.062	37.748	41.089	41.225	165.1	2:00.062
2	1:54.243	31.361	41.308	41.574	187.5	3:57.661	2	1:52.600	30.539	40.621	41.440	191.8	3:52.662
3	1:53.552	31.103	40.970	41.479	186.9	5:51.213	3	1:52.569	30.628	40.892	41.049	188.5	5:45.231
4	1:53.516	31.295	40.851	41.370	185.6	7:44.729	4	1:52.593	30.783	40.637	41.173	182.7	7:37.824
5	1:53.313	31.083	41.086	41.144	185.6	9:38.042	5	1:51.896	30.515	40.307	41.074	190.1	9:29.720
6	1:53.246	30.984	41.048	41.214	186.2	11:31.288	6	1:52.540	30.554	40.900	41.086	190.8	11:22.260
7	1:53.158	30.986	40.968	41.204	185.9	13:24.446	7	1:52.449	30.632	40.644	41.173	188.5	13:14.709
8	1:53.486	30.955	41.073	41.458	188.8	15:17.932	8	1:53.266	30.777	41.018	41.471	196.0	15:07.975
9	1:53.047	30.850	40.986	41.211	188.8	17:10.979	9	1:52.780	30.677	40.995	41.108	192.9	17:00.755
10	1:54.194	31.488	41.244	41.462	188.8	19:05.173	10	1:52.603	30.705	40.777	41.121	195.3	18:53.358
11	1:54.146	30.993	41.386	41.767	186.5	20:59.319	11	1:53.322	30.751	40.972	41.599	195.7	20:46.680
12	1:53.428	31.307	40.901	41.220	183.1	22:52.747	12	1:53.607	30.760	41.576	41.271	193.5	22:40.287
13	1:53.042	30.818	41.045	41.179	190.5	24:45.789	13	1:52.656	30.793	40.775	41.088	189.8	24:32.943
<p>32 RODRIGO VALENTE PRT GV STRATOS RACING TEAM YAMAHA</p>							<p>48 JULIO GARCIA ESP ESP SOLUTIONS MOTAP RACING T KAWASAKI</p>						
1	2:29.753	1:03.853	43.088	42.812	164.1	2:29.753	1	2:00.250	38.057	40.982	41.211	158.6	2:00.250
2	1:58.057	32.719	42.515	42.823	180.0	4:27.810	2	1:52.857	30.685	40.984	41.188	190.5	3:53.107
3	1:56.868	32.259	41.990	42.619	178.8	6:24.678	3	1:52.735	30.653	40.968	41.114	194.6	5:45.842
4	1:56.594	32.140	41.788	42.666	179.1	8:21.272	4	1:52.651	30.882	40.557	41.212	192.9	7:38.493
5	1:56.488	31.894	42.110	42.484	180.0	10:17.760	5	1:52.054	30.603	40.605	40.846	191.2	9:30.547
6	1:56.429	31.922	42.170	42.337	179.1	12:14.189	6	1:53.125	30.846	40.875	41.404	190.1	11:23.672



SBK Junior ESBK CARRERA 2

Vuelta a vuelta

— Vuelta invalidada

■ Mejor Personal

■ Mejor de la sesión

■ Cruzando por el pit lane

Vlt.	Tiempo	Sector 1	Sector 2	Sector 3	V.Max	T. Sesión
7	1:51.580	30.439	40.449	40.692	191.2	13:15.252
8	1:52.781	30.618	41.041	41.122	193.2	15:08.033
9	1:53.269	30.805	41.041	41.423	191.2	17:01.302
10	1:52.147	30.895	40.482	40.770	188.5	18:53.449
11	1:53.326	30.996	40.897	41.433	194.9	20:46.775
12	1:53.205	30.991	41.088	41.126	191.5	22:39.980
13	1:53.055	31.004	41.136	40.915	195.3	24:33.035

51 JUAN P. URIOSTEGUI MEX						
I+DENT RACING TEAM YAMAHA						
1	2:03.377	39.119	41.816	42.442	169.8	2:03.377
2	1:53.455	31.034	41.016	41.405	187.5	3:56.832
3	1:53.372	31.098	40.864	41.410	187.5	5:50.204
4	1:53.176	31.094	40.931	41.151	187.2	7:43.380
5	1:53.348	31.297	40.791	41.260	186.9	9:36.728
6	1:53.295	31.057	40.872	41.366	188.2	11:30.023
7	1:53.197	30.987	41.048	41.162	187.8	13:23.220
8	1:53.427	31.036	41.049	41.342	188.5	15:16.647
9	1:53.974	31.060	41.083	41.831	190.8	17:10.621
10	1:54.194	31.666	41.003	41.525	187.2	19:04.815
11	1:55.655	31.023	42.631	42.001	189.1	21:00.470
12	1:53.040	30.985	40.701	41.354	189.1	22:53.510
13	1:52.941	30.719	40.872	41.350	188.8	24:46.451

53 HECTOR YEBRA ESP						
HYCOMPETICION KAWASAKI						
1	2:32.189	1:05.458	44.301	42.430	164.6	2:32.189
2	1:56.024	32.015	41.971	42.038	175.9	4:28.213

56 DAYRON MORILLAS ESP						
YAMAHA MS RACING YAMAHA						
1	2:01.859	38.760	41.759	41.340	168.2	2:01.859
2	1:52.565	30.612	40.542	41.411	190.5	3:54.424
3	1:52.930	30.917	40.787	41.226	186.5	5:47.354
4	1:52.746	30.985	40.459	41.302	185.6	7:40.100
5	1:52.576	30.857	40.615	41.104	186.2	9:32.676
6	1:52.362	30.938	40.438	40.986	185.2	11:25.038
7	1:52.151	30.816	40.384	40.951	187.5	13:17.189
8	1:52.057	30.787	40.575	40.695	184.3	15:09.246
9	1:52.662	30.470	40.899	41.293	191.8	17:01.908
10	1:52.266	30.836	40.436	40.994	192.2	18:54.174
11	1:52.901	30.671	40.689	41.541	192.5	20:47.075
12	1:54.079	31.346	41.092	41.641	191.5	22:41.154
13	3:07.033	31.158	1:44.129	51.746	186.5	25:48.187

57 ANTONIO TORRES ESP						
DEZA - BOX 77 RACING TEAM KAWASAKI						
1	1:59.326	36.969	40.868	41.489	162.2	1:59.326
2	1:52.849	30.812	40.704	41.333	186.9	3:52.175
3	1:52.948	30.934	40.840	41.174	184.3	5:45.123
4	1:52.778	31.298	40.459	41.021	180.6	7:37.901
5	1:52.262	30.694	40.723	40.845	190.1	9:30.163
6	1:53.443	30.682	41.204	41.557	188.8	11:23.606
7	1:52.508	30.821	40.660	41.027	188.8	13:16.114
8	1:52.718	30.975	40.851	40.892	188.2	15:08.832
9	1:52.698	30.705	40.813	41.180	191.2	17:01.530
10	1:53.241	31.721	40.591	40.929	194.9	18:54.771

Vlt.	Tiempo	Sector 1	Sector 2	Sector 3	V.Max	T. Sesión
11	1:52.370	30.626	40.507	41.237	190.8	20:47.141
12	1:52.421	30.934	40.459	41.028	191.8	22:39.562
13	1:52.674	31.068	40.808	40.798	195.3	24:32.236

65 ENZO MACCAPANI BRA						
TEAM BRASIL BY MS RACING YAMAHA						
1	2:04.745	40.349	42.176	42.220	167.2	2:04.745
2	1:55.198	31.069	41.899	42.230	188.5	3:59.943
3	1:54.973	31.453	41.438	42.082	186.2	5:54.916
4	1:55.286	31.177	41.961	42.148	185.6	7:50.202
5	1:55.987	31.898	41.786	42.303	188.2	9:46.189
6	1:56.066	31.982	41.862	42.222	180.6	11:42.255
7	1:55.244	31.474	41.673	42.097	184.9	13:37.499
8	1:55.173	31.310	41.674	42.189	186.9	15:32.672
9	1:54.660	31.192	41.411	42.057	185.9	17:27.332
10	1:55.119	31.593	41.569	41.957	185.6	19:22.451
11	1:54.968	31.177	41.503	42.288	187.8	21:17.419
12	1:59.428	34.699	42.215	42.514	184.3	23:16.847
13	1:55.969	31.583	41.864	42.522	179.7	25:12.816

72 YERAY RUIZ ESP						
YAMAHA MS RACING YAMAHA						
1	2:00.115	37.853	40.737	41.525	162.2	2:00.115
2	1:52.730	30.611	40.511	41.608	193.2	3:52.845
3	1:52.510	30.548	40.916	41.046	190.5	5:45.355
4	1:51.760	30.490	40.246	41.024	190.1	7:37.115
5	1:52.173	30.736	40.104	41.333	183.7	9:29.288
6	1:52.469	30.719	40.772	40.978	192.5	11:21.757
7	1:52.749	30.790	40.771	41.188	188.2	13:14.506
8	1:53.143	30.871	40.938	41.334	190.8	15:07.649
9	1:52.919	30.868	40.920	41.131	190.5	17:00.568
10	1:52.531	30.766	40.480	41.285	189.5	18:53.099
11	1:53.356	30.712	41.077	41.567	189.5	20:46.455
12	1:53.044	31.083	40.793	41.168	188.5	22:39.499
13	1:52.239	31.003	40.341	40.895	193.5	24:31.738

74 JUAN A. CONESA ESP						
TEAM LAGLISSE						
1	2:00.494	38.316	40.945	41.233	165.4	2:00.494
2	1:52.451	30.627	40.657	41.167	190.5	3:52.945
3	1:52.484	30.592	40.865	41.027	191.2	5:45.429
4	1:52.390	30.825	40.140	41.425	187.5	7:37.819
5	1:52.303	30.908	40.362	41.033	186.5	9:30.122
6	1:52.607	30.865	40.768	40.974	187.8	11:22.729
7	1:56.072	30.715	44.238	41.119	188.5	13:18.801
8	1:52.413	30.777	40.235	41.401	187.2	15:11.214
9	1:53.023	31.130	40.678	41.215	190.8	17:04.237
10	1:52.521	31.088	40.349	41.084	185.2	18:56.758
11	1:52.484	30.851	40.470	41.163	185.9	20:49.242
12	1:51.969	30.874	40.179	40.916	187.5	22:41.211
13	1:52.035	30.530	40.657	40.848	188.2	24:33.246

77 BRUNO BAÑOS ESP						
DEZA - BOX 77 RACING TEAM KAWASAKI						
1	2:03.714	39.424	42.410	41.880	164.4	2:03.714
2	1:55.645	31.615	42.150	41.880	189.8	3:59.359
3	1:55.170	31.474	41.590	42.106	186.9	5:54.529



SBK Junior ESBK CARRERA 2

Vuelta a vuelta

— Vuelta invalidada ■ Mejor Personal ■ Mejor de la sesión B Cruzando por el pit lane

Vlt.	Tiempo	Sector 1	Sector 2	Sector 3	V.Max	T. Sesión	Vlt.	Tiempo	Sector 1	Sector 2	Sector 3	V.Max	T. Sesión
4	1:55.289	31.865	41.394	42.030	183.1	7:49.818	13	1:53.337	31.602	40.929	40.806	182.1	24:32.417
5	1:58.123	32.193	42.808	43.122	180.6	9:47.941							
6	10:15.861 B	32.979	44.501	8:58.381	173.4	20:03.802							
7	2:02.546	37.555	42.126	42.865	150.2	22:06.348							
8	1:55.588	32.036	41.771	41.781	180.3	24:01.936							
9	1:56.560	32.043	42.084	42.433	178.8	25:58.496							

81 **JUAN E. RIVERA** COL
AUSTIN RACING VHC LIQUI MOLY KAWASAKI

1	2:03.251	39.599	41.560	42.092	162.9	2:03.251
2	1:54.879	31.646	41.540	41.693	180.9	3:58.130
3	1:54.412	31.403	41.427	41.582	184.3	5:52.542
4	1:54.323	31.407	41.152	41.764	180.9	7:46.865
5	1:53.912	31.098	41.062	41.752	184.0	9:40.777
6	1:55.078	31.619	41.494	41.965	178.2	11:35.855
7	1:55.774	31.822	41.677	42.275	177.3	13:31.629
8	1:54.935	31.672	41.331	41.932	177.3	15:26.564
9	1:54.801	31.702	41.263	41.836	177.6	17:21.365
10	1:55.490	32.052	41.519	41.919	173.1	19:16.855
11	1:54.953	31.616	41.381	41.956	177.3	21:11.808
12	1:54.869	31.702	41.296	41.871	176.5	23:06.677
13	1:55.826	32.045	41.508	42.273	174.8	25:02.503

91 **BORJA JIMENEZ** ESP
ESP SOLUTIONS MOTAP RACING T KAWASAKI

1	1:59.434	37.531	40.738	41.165	159.3	1:59.434
---	----------	--------	--------	---------------	-------	----------

94 **FACUNDO A. LLAMBIAS** URY
KAWASAKI PL RACING JUNIOR TEA KAWASAKI

1	2:00.746	38.235	41.308	41.203	163.1	2:00.746
2	1:55.537	30.722	43.155	41.660	195.7	3:56.283
3	1:53.606	31.111	41.126	41.369	186.9	5:49.889
4	1:53.339	31.187	40.932	41.220	185.2	7:43.228
5	1:53.158	31.051	40.785	41.322	186.2	9:36.386
6	1:53.262	31.074	40.953	41.235	185.2	11:29.648
7	1:53.487	31.007	41.151	41.329	184.9	13:23.135
8	1:53.265	30.906	41.004	41.355	188.2	15:16.400
9	1:54.201	31.133	41.452	41.616	185.9	17:10.601
10	1:54.103	31.256	41.247	41.600	185.6	19:04.704
11	1:54.029	31.310	41.211	41.508	186.2	20:58.733
12	1:53.417	31.035	40.965	41.417	184.9	22:52.150
13	1:53.524	31.192	41.022	41.310	183.7	24:45.674

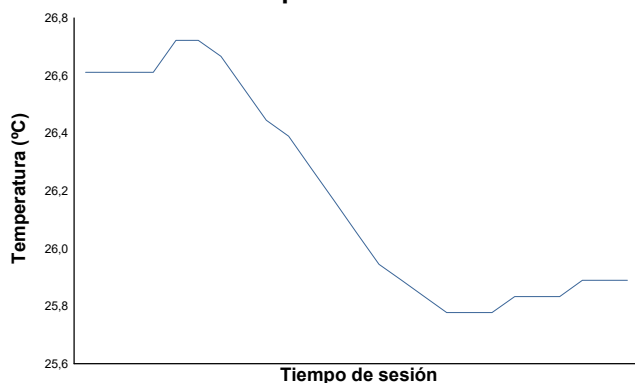
98 **DANIEL MOGEDA** ESP
ESP SOLUTIONS MOTAP RACING T KAWASAKI

1	1:59.450	37.614	40.823	41.013	165.6	1:59.450
2	1:51.968	30.364	40.648	40.956	192.9	3:51.418
3	1:52.125	30.778	40.541	40.806	191.2	5:43.543
4	1:52.108	30.780	40.534	40.794	191.2	7:35.651
5	1:53.047	30.686	40.814	41.547	185.9	9:28.698
6	1:52.713	31.059	40.825	40.829	181.8	11:21.411
7	1:52.742	30.887	40.714	41.141	191.5	13:14.153
8	1:53.083	30.713	40.962	41.408	193.2	15:07.236
9	1:52.629	30.666	41.006	40.957	187.2	16:59.865
10	1:52.865	30.741	40.650	41.474	186.2	18:52.730
11	1:53.398	30.666	40.783	41.949	187.5	20:46.128
12	1:52.952	30.700	40.692	41.560	186.5	22:39.080

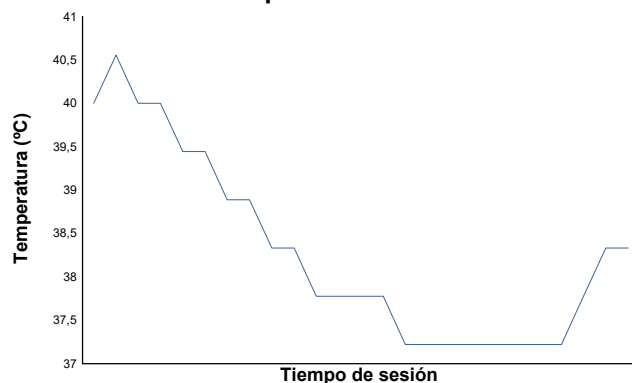


ESBK
SBK Junior
CARRERA 2
Informe meteorológico

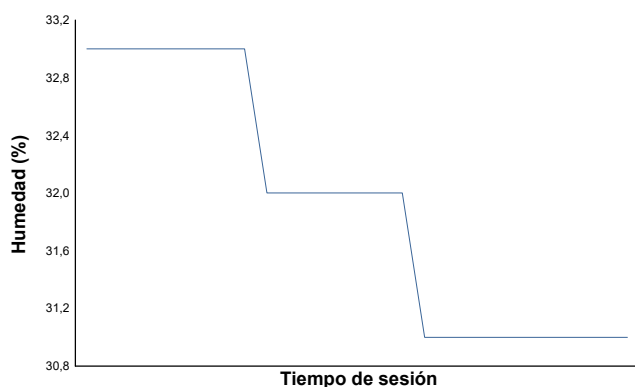
Temperatura del Aire



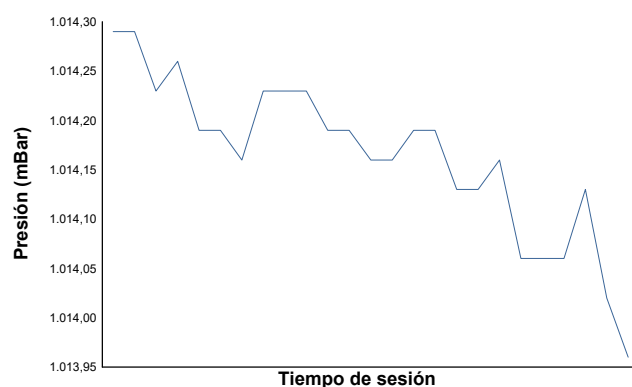
Temperatura de la Pista



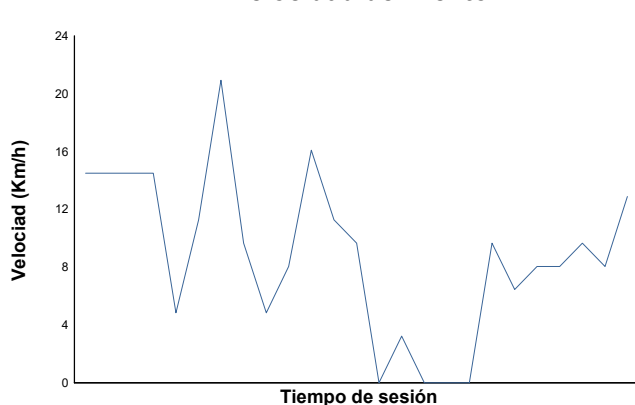
Humedad




Presión



Velocidad del viento



Dirección del viento



Estado de pista: **SECO**