

# SBK

## ESBK CIRCUIT DE BARCELONA-CATALUNYA

### Entrenamiento Libre 3B

### Classification

No	Rider	Nat	Team	Bike	Tires	Cl.	Time	Lap	Total	Gap	Kph
1	51 Eric GRANADO	BRA	TEAM HONDA LAGLISSE	HONDA	DUNLOP	SBK	<b>1:44.194</b>	13	16	-	160.9
2	81 Jordi TORRES	ESP	TEAM HONDA LAGLISSE	HONDA	DUNLOP	SBK	<b>1:44.341</b>	7	17	+0.147	160.7
3	61 Alessandro ZACCONE	ITA	ETG RACING	YAMAHA	DUNLOP	SBK	<b>1:44.482</b>	15	15	+0.288	160.5
4	31 Carmelo MORALES	ESP	CARDOSO RACING	YAMAHA		SBK	<b>1:45.033</b>	10	16	+0.839	159.6
5	27 Balint KOVACS	HUN	NEW2 PROJECT	YAMAHA	PIRELLI	Open10C	<b>1:45.183</b>	11	18	+0.989	159.4
6	1 Roman RAMOS	ESP	KAWASAKI PALMETO PL RACING	KAWASAKI	MICHELIN	SBK	<b>1:45.206</b>	9	17	+1.012	159.4
7	94 Naomichi URAMOTO	JPN	JEG RACING			SBK	<b>1:45.214</b>	2	16	+1.020	159.3
8	99 Oscar GUTIERREZ	ESP	SP57 RACING TEAM	YAMAHA	MICHELIN	SBK	<b>1:45.228</b>	4	16	+1.034	159.3
9	75 Ivo LOPES	POR	BMW EASYRACE TEAM	BMW MOTORRAD	DUNLOP	SBK	<b>1:45.487</b>	2	3	+1.293	158.9
10	26 Daniel SAEZ	ESP	ALMA RACING TEAM	KAWASAKI	MICHELIN	Open10C	<b>1:45.523</b>	16	17	+1.329	158.9
11	57 Christian PALOMARES	ESP	TEAM SPEED RACING	KAWASAKI	MICHELIN	Open10C	<b>1:45.709</b>	6	18	+1.515	158.6
12	55 Alejandro MEDINA	ESP	TEAM SPEED RACING	KAWASAKI		SBK	<b>1:46.229</b>	12	18	+2.035	157.8
13	6 Marc MIRALLES	ESP	BMW EASYRACE TEAM	BMW MOTORRAD	DUNLOP	Open10C	<b>1:46.791</b>	12	12	+2.597	157.0
14	13 Ville VALTONEN	FIN	SENSETEC OY	BMW MOTORRAD	PIRELLI	Open10C	<b>1:47.848</b>	10	17	+3.654	155.5
15	16 Oscar SAN EMETERIO	ESP	MDR SPAIN CIRCUITS	YAMAHA	MICHELIN	Open10C	<b>1:48.970</b>	2	19	+4.776	153.9
16	30 Joan ZAMORANO	ESP	ETG RACING	YAMAHA	DUNLOP	Open10C	<b>1:49.049</b>	16	16	+4.855	153.7
17	12 Julien LEYNINGER	FRA	LCR SUPERBIKE	YAMAHA	DUNLOP	Open10C	<b>1:49.543</b>	9	14	+5.349	153.0
18	37 Jordi ESTEVE	ESP		YAMAHA	MICHELIN	Open10C	<b>1:49.591</b>	5	11	+5.397	153.0
19	62 Nicholas P. EDGELEY	GBR	MONEX TEAM EDGE RST	BMW MOTORRAD	PIRELLI	Open10C	<b>1:50.085</b>	15	16	+5.891	152.3
20	4 Javier ARTIME	ESP	TEAM HONDA LAGLISSE	HONDA	DUNLOP	Open10C	<b>1:50.558</b>	5	13	+6.364	151.6
21	29 Juan Jose NUÑEZ	ESP	KAWASAKI PALMETO PL RACING	KAWASAKI	MICHELIN	Open10C	<b>1:50.643</b>	18	19	+6.449	151.5
22	49 Raül TORRAS	ESP	TOLL RACING TEAM	HONDA	DUNLOP	Open10C	<b>1:50.983</b>	14	15	+6.789	151.1
23	17 Miguel CORTES	ESP	MDR SPAIN CIRCUITS	YAMAHA	MICHELIN	Open10C	<b>1:51.303</b>	10	12	+7.109	150.6
24	73 Florent VERCHERE	FRA	LCR SUPERBIKE	YAMAHA	DUNLOP	Open10C	<b>1:52.192</b>	11	12	+7.998	149.4
25	66 Philippe LE GALLO	FRA	TEAM HONDA LAGLISSE	HONDA	DUNLOP	Open10C	<b>1:53.907</b>	10	13	+9.713	147.2
26	11 Pablo GARCIA	ESP	FIFTY MOTOR SPORT	YAMAHA	MICHELIN	Open10C	<b>1:54.051</b>	5	14	+9.857	147.0
27	24 Anacleto DALL	ESP	GV STRATOS	YAMAHA	MICHELIN	Open10C	<b>1:54.746</b>	13	13	+10.552	146.1

Max. qual. time: 1:56.697

23	Ruben NASARRE	ESP	ANTONIBARCELONAXCTECH	YAMAHA	PIRELLI	Open10C
25	Roberto BLAZQUEZ	ESP	CASTROMAROTO RACING	BMW MOTORRAD	PIRELLI	Open10C
92	Julio DOMINGUEZ	ESP	JEG RACING	SUZUKI		Open10C

**Fastest Lap:** Lap 13 | Eric GRANADO | **1:44.194** | 160.9 Kph

Track Status: **DRY**

Published at: .....

<b>Race Director:</b>	<b>Timekeeper:</b> Denis del Pozo López 565410-B
-----------------------	--



# SBK

## ESBK CIRCUIT DE BARCELONA-CATALUNYA

### Entrenamiento Libre 3B

### Classification by Class

No Rider	Nat	Team	Bike	Time	Lap Total	Gap	Kph
<b>Open1000</b>							
1	27	Balint KOVACS	HUN NEW2 PROJECT	YAMAHA	1:45.183	11 18	159.4
2	26	Daniel SAEZ	ESP ALMA RACING TEAM	KAWASAKI	1:45.523	16 17 +0.340	158.9
3	57	Christian PALOMARES	ESP TEAM SPEED RACING	KAWASAKI	1:45.709	6 18 +0.526	158.6
4	6	Marc MIRALLES	ESP BMW EASYRACE TEAM	BMW MOTORRAD	1:46.791	12 12 +1.608	157.0
5	13	Ville VALTONEN	FIN SENSETEC OY	BMW MOTORRAD	1:47.848	10 17 +2.665	155.5
6	16	Oscar SAN EMETERIO	ESP MDR SPAIN CIRCUITS	YAMAHA	1:48.970	2 19 +3.787	153.9
7	30	Joan ZAMORANO	ESP ETG RACING	YAMAHA	1:49.049	16 16 +3.866	153.7
8	12	Julien LEYNINGER	FRA LCR SUPERBIKE	YAMAHA	1:49.543	9 14 +4.360	153.0
9	37	Jordi ESTEVE	ESP	YAMAHA	1:49.591	5 11 +4.408	153.0
10	62	Nicholas P. EDGELEY	GBR MONEX TEAM EDGE RST	BMW MOTORRAD	1:50.085	15 16 +4.902	152.3
11	4	Javier ARTIME	ESP TEAM HONDA LAGLISSE	HONDA	1:50.558	5 13 +5.375	151.6
12	29	Juan Jose NUÑEZ	ESP KAWASAKI PALMETO PL RACING	KAWASAKI	1:50.643	18 19 +5.460	151.5
13	49	Raül TORRAS	ESP TOLL RACING TEAM	HONDA	1:50.983	14 15 +5.800	151.1
14	17	Miguel CORTES	ESP MDR SPAIN CIRCUITS	YAMAHA	1:51.303	10 12 +6.120	150.6
15	73	Florent VERCHERE	FRA LCR SUPERBIKE	YAMAHA	1:52.192	11 12 +7.009	149.4
16	66	Philippe LE GALLO	FRA TEAM HONDA LAGLISSE	HONDA	1:53.907	10 13 +8.724	147.2
17	11	Pablo GARCIA	ESP FIFTY MOTOR SPORT	YAMAHA	1:54.051	5 14 +8.868	147.0
18	24	Anacleto DALL	ESP GV STRATOS	YAMAHA	1:54.746	13 13 +9.563	146.1
■ Max. qual. time: 1:56.697							
23	Ruben NASARRE	ESP ANTONIBARCELONAXTECH	YAMAHA				
25	Roberto BLAZQUEZ	ESP CASTROMAROTO RACING	BMW MOTORRAD				
92	Julio DOMINGUEZ	ESP JEG RACING	SUZUKI				
<b>SBK</b>							
1	51	Eric GRANADO	BRA TEAM HONDA LAGLISSE	HONDA	1:44.194	13 16	160.9
2	81	Jordi TORRES	ESP TEAM HONDA LAGLISSE	HONDA	1:44.341	7 17 +0.147	160.7
3	61	Alessandro ZACCONE	ITA ETG RACING	YAMAHA	1:44.482	15 15 +0.288	160.5
4	31	Carmelo MORALES	ESP CARDOSO RACING	YAMAHA	1:45.033	10 16 +0.839	159.6
5	1	Roman RAMOS	ESP KAWASAKI PALMETO PL RACING	KAWASAKI	1:45.206	9 17 +1.012	159.4
6	94	Naomichi URAMOTO	JPN JEG RACING	YAMAHA	1:45.214	2 16 +1.020	159.3
7	99	Oscar GUTIERREZ	ESP SP57 RACING TEAM	YAMAHA	1:45.228	4 16 +1.034	159.3
8	75	Ivo LOPES	POR BMW EASYRACE TEAM	BMW MOTORRAD	1:45.487	2 3 +1.293	158.9
9	55	Alejandro MEDINA	ESP TEAM SPEED RACING	KAWASAKI	1:46.229	12 18 +2.035	157.8

Published at: .....

Track Status: **DRY**

<b>Race Director:</b>	<b>Timekeeper:</b> Denis del Pozo López 565410-B
-----------------------	--



## SBK ESBK CIRCUIT DE BARCELONA-CATALUNYA Entrenamiento Libre 3B

### Best Sector Times

Sector 1			Sector 2			Sector 3			Sector 4			Pos	No	Ideal Lap	Best Lap
Pos	No Rider	Time	No Rider	Time	No Rider	Time	No Rider	Time	Pos	No					
1	81 J.TORRES	17.971	51 E.GRANADO	32.537	81 J.TORRES	21.374	51 E.GRANADO	31.856	1	51	1:43.967	1:44.194	(1)		
2	51 E.GRANADO	18.146	94 N.URAMOTO	32.587	51 E.GRANADO	21.428	61 A.ZACCONE	32.070	2	81	1:44.037	1:44.341	(2)		
3	61 A.ZACCONE	18.158	27 B.KOVACS	32.599	1 R.RAMOS	21.571	81 J.TORRES	32.075	3	61	1:44.482	1:44.482	(3)		
4	1 R.RAMOS	18.298	81 J.TORRES	32.617	61 A.ZACCONE	21.594	94 N.URAMOTO	32.087	4	94	1:44.759	1:45.214	(7)		
5	94 N.URAMOTO	18.315	61 A.ZACCONE	32.660	99 O.GUTIERREZ	21.615	31 C.MORALES	32.115	5	27	1:44.855	1:45.183	(5)		
6	31 C.MORALES	18.324	1 R.RAMOS	32.766	31 C.MORALES	21.623	99 O.GUTIERREZ	32.134	6	31	1:44.869	1:45.033	(4)		
7	75 I.LOPES	18.355	75 I.LOPES	32.805	75 I.LOPES	21.716	27 B.KOVACS	32.166	7	1	1:44.914	1:45.206	(6)		
8	99 O.GUTIERREZ	18.363	31 C.MORALES	32.807	27 B.KOVACS	21.719	1 R.RAMOS	32.279	8	99	1:44.934	1:45.228	(8)		
9	27 B.KOVACS	18.371	57 C.PALOMARES	32.822	26 D.SAEZ	21.743	57 C.PALOMARES	32.305	9	75	1:45.306	1:45.487	(9)		
10	26 D.SAEZ	18.401	99 O.GUTIERREZ	32.822	94 N.URAMOTO	21.770	26 D.SAEZ	32.364	10	26	1:45.496	1:45.523	(10)		
11	55 A.MEDINA	18.592	26 D.SAEZ	32.988	57 C.PALOMARES	21.779	55 A.MEDINA	32.421	11	57	1:45.521	1:45.709	(11)		
12	6 M.MIRALLES	18.599	55 A.MEDINA	33.002	55 A.MEDINA	21.942	75 I.LOPES	32.430	12	55	1:45.957	1:46.229	(12)		
13	57 C.PALOMARES	18.615	6 M.MIRALLES	33.320	6 M.MIRALLES	22.100	6 M.MIRALLES	32.694	13	6	1:46.713	1:46.791	(13)		
14	13 V.VALTONEN	18.657	13 V.VALTONEN	33.628	13 V.VALTONEN	22.227	13 V.VALTONEN	33.179	14	13	1:47.691	1:47.848	(14)		
15	16 O.SAN EMETERIO	18.935	30 J.ZAMORANO	33.937	12 J.LEYNINGER	22.573	16 O.SAN EMETERIO	33.227	15	16	1:48.726	1:48.970	(15)		
16	37 J.ESTEVE	18.994	16 O.SAN EMETERIO	33.986	16 O.SAN EMETERIO	22.578	30 J.ZAMORANO	33.322	16	30	1:48.908	1:49.049	(16)		
17	29 J.NUÑEZ	19.018	37 J.ESTEVE	34.080	37 J.ESTEVE	22.595	12 J.LEYNINGER	33.483	17	37	1:49.198	1:49.591	(18)		
18	30 J.ZAMORANO	19.050	62 N.EDGELEY	34.143	30 J.ZAMORANO	22.599	62 N.EDGELEY	33.504	18	12	1:49.371	1:49.543	(17)		
19	12 J.LEYNINGER	19.122	4 J.ARTIME	34.147	29 J.NUÑEZ	22.655	37 J.ESTEVE	33.529	19	62	1:49.837	1:50.085	(19)		
20	62 N.EDGELEY	19.209	12 J.LEYNINGER	34.193	4 J.ARTIME	22.821	17 M.CORTES	33.702	20	4	1:50.295	1:50.558	(20)		
21	4 J.ARTIME	19.347	49 R.TORRAS	34.452	49 R.TORRAS	22.882	49 R.TORRAS	33.959	21	29	1:50.547	1:50.643	(21)		
22	49 R.TORRAS	19.350	29 J.NUÑEZ	34.747	17 M.CORTES	22.951	4 J.ARTIME	33.980	22	49	1:50.643	1:50.983	(22)		
23	17 M.CORTES	19.629	17 M.CORTES	34.749	62 N.EDGELEY	22.981	29 J.NUÑEZ	34.127	23	17	1:51.031	1:51.303	(23)		
24	66 P.LE GALLO	19.630	73 F.VERCHERE	34.887	73 F.VERCHERE	23.355	73 F.VERCHERE	34.195	24	73	1:52.072	1:52.192	(24)		
25	73 F.VERCHERE	19.635	66 P.LE GALLO	35.229	11 P.GARCIA	23.599	11 P.GARCIA	34.813	25	66	1:53.465	1:53.907	(25)		
26	24 A.DALL	19.968	11 P.GARCIA	35.255	66 P.LE GALLO	23.777	66 P.LE GALLO	34.829	26	11	1:53.691	1:54.051	(26)		
27	11 P.GARCIA	20.024	24 A.DALL	35.458	24 A.DALL	23.984	24 A.DALL	34.876	27	24	1:54.286	1:54.746	(27)		



## SBK ESBK CIRCUIT DE BARCELONA-CATALUNYA Entrenamiento Libre 3B

### Best Top Speed

No Rider	Team	Class	Top 1		Top 2		Top 3		Top 4		Top 5		Avg	
			Kph	Lap	Kph	Lap	Kph	Lap	Kph	Lap	Kph	Lap		
81	Jordi TORRES	TEAM HONDA LAGLISSE	SBK	<b>309.7</b>	8	308.9	16	308.9	15	308.9	12	308.9	11	309.1
51	Eric GRANADO	TEAM HONDA LAGLISSE	SBK	<b>307.1</b>	7	307.1	5	307.1	4	307.1	3	306.3	12	306.9
99	Oscar GUTIERREZ	SP57 RACING TEAM	SBK	<b>306.3</b>	3	303.7	2	302.0	5	301.2	11	300.3	4	302.7
6	Marc MIRALLES	BMW EASYRACE TEAM	Open1000	<b>305.4</b>	3	303.7	4	302.8	2	302.0	9	300.3	6	302.8
26	Daniel SAEZ	ALMA RACING TEAM	Open1000	<b>305.4</b>	3	303.7	6	303.7	5	303.7	4	303.7	2	304.0
61	Alessandro ZACCONI	ETG RACING	SBK	<b>305.4</b>	3	302.8	4	302.0	12	301.2	13	301.2	11	302.5
75	Ivo LOPES	BMW EASYRACE TEAM	SBK	<b>302.8</b>	2	299.5	3	196.2	1					266.2
1	Roman RAMOS	KAWASAKI PALMETO PL RACING	SBK	<b>302.0</b>	6	302.0	3	301.2	14	301.2	13	300.3	7	301.3
29	Juan Jose NUÑEZ	KAWASAKI PALMETO PL RACING	Open1000	<b>301.2</b>	19	300.3	18	300.3	6	299.5	11	298.7	16	300.0
4	Javier ARTIME	TEAM HONDA LAGLISSE	Open1000	<b>300.3</b>	9	300.3	2	293.8	10	292.3	12	292.3	11	295.8
55	Alejandro MEDINA	TEAM SPEED RACING	SBK	<b>299.5</b>	5	297.9	6	297.9	3	297.0	14	297.0	13	297.9
13	Ville VALTONEN	SENSETEC OY	Open1000	<b>298.7</b>	16	297.9	17	297.0	13	296.2	14	296.2	10	297.2
94	Naomichi URAMOTO	JEG RACING	SBK	<b>298.7</b>	2	297.9	3	296.2	15	295.4	13	294.6	14	296.6
27	Balint KOVACS	NEW2 PROJECT	Open1000	<b>297.9</b>	17	297.9	15	297.9	14	294.6	10	293.8	6	296.4
31	Carmelo MORALES	CARDOSO RACING	SBK	<b>297.9</b>	12	297.9	5	297.0	13	296.2	14	296.2	11	297.0
57	Christian PALOMARES	TEAM SPEED RACING	Open1000	<b>295.4</b>	2	294.6	3	293.0	15	293.0	6	291.5	14	293.5
62	Nicholas P. EDGELEY	MONEX TEAM EDGE RST	Open1000	<b>295.4</b>	14	294.6	15	294.6	7	294.6	2	293.0	13	294.4
66	Philippe LE GALLO	TEAM HONDA LAGLISSE	Open1000	<b>295.4</b>	12	294.6	6	294.6	2	293.0	4	292.3	5	294.0
12	Julien LEYNINGER	LCR SUPERBIKE	Open1000	<b>293.0</b>	10	293.0	6	293.0	5	292.3	13	292.3	9	292.7
37	Jordi ESTEVE		Open1000	<b>292.3</b>	10	291.5	3	291.5	2	290.7	7	289.1	8	291.0
16	Oscar SAN EMETERIO	MDR SPAIN CIRCUITS	Open1000	<b>290.7</b>	16	289.9	7	289.9	6	289.9	5	289.1	18	289.9
30	Joan ZAMORANO	ETG RACING	Open1000	<b>290.7</b>	14	289.9	16	289.1	12	288.4	15	288.4	11	289.3
49	Raül TORRAS	TOLL RACING TEAM	Open1000	<b>290.7</b>	3	289.1	12	289.1	2	288.4	13	287.6	14	289.0
73	Florent VERCHERE	LCR SUPERBIKE	Open1000	<b>285.4</b>	4	284.6	11	280.9	8	280.9	5	280.2	12	282.4
17	Miguel CORTES	MDR SPAIN CIRCUITS	Open1000	<b>283.1</b>	2	282.4	11	280.2	10	276.6	7	276.6	4	279.8
11	Pablo GARCIA	FIFTY MOTOR SPORT	Open1000	<b>280.2</b>	7	278.8	11	278.1	6	277.3	5	276.6	13	278.2
24	Anacleto DALL	GV STRATOS	Open1000	<b>278.1</b>	9	278.1	3	275.2	8	274.5	2	271.8	13	275.5
23	Ruben NASARRE	ANTONIBARCELONAXCTECH	Open1000											
25	Roberto BLAZQUEZ	CASTROMAROTO RACING	Open1000											
92	Julio DOMINGUEZ	JEG RACING	Open1000											



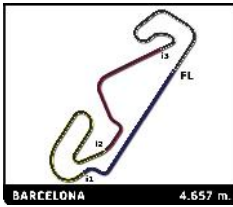
## SBK

### ESBK CIRCUIT DE BARCELONA-CATALUNYA

#### Entrenamiento Libre 3B

#### Fastest Lap Sequence

Elapsed	No Rider	Team	Bike	Class	Time	Kph	Lap
3:42.597	81 Jordi TORRES	TEAM HONDA LAGLISSE	HONDA	SBK	<b>1:46.659</b>	157.2	2
3:59.134	27 Balint KOVACS	NEW2 PROJECT	YAMAHA	Open1000	<b>1:46.032</b>	158.1	2
3:59.349	94 Naomichi URAMOTO	JEG RACING		SBK	<b>1:45.214</b>	159.3	2
7:38.344	51 Eric GRANADO	TEAM HONDA LAGLISSE	HONDA	SBK	<b>1:45.125</b>	159.5	4
9:23.118	51 Eric GRANADO	TEAM HONDA LAGLISSE	HONDA	SBK	<b>1:44.774</b>	160.0	5
22:52.592	81 Jordi TORRES	TEAM HONDA LAGLISSE	HONDA	SBK	<b>1:44.341</b>	160.7	7
30:41.003	51 Eric GRANADO	TEAM HONDA LAGLISSE	HONDA	SBK	<b>1:44.207</b>	160.9	12
32:25.197	51 Eric GRANADO	TEAM HONDA LAGLISSE	HONDA	SBK	<b>1:44.194</b>	160.9	13

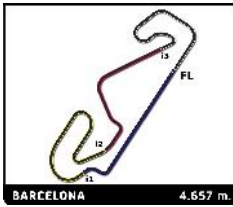


# SBK ESBK CIRCUIT DE BARCELONA-CATALUNYA

## Entrenamiento Libre 3B

### Sector Analysis

_ Invalidated Lap							■ Personal Best	■ Session Best	B Crossing the pit lane								
Lap	Time	Sector 1	Sector 2	Sector 3	Sector 4	Elapsed	Lap	Time	Sector 1	Sector 2	Sector 3	Sector 4	Elapsed				
<b>1</b>	<b>Roman RAMOS</b>						ESP										
KAWASAKI PALMETO PL RACING							KAWASAKI										
1	2:15.724	47.225	33.936	22.044	32.519	2:15.724	4	1:55.424	20.708	35.893	24.010	<b>34.813</b>	7:49.969				
2	1:45.777	18.455	32.835	21.799	32.688	4:01.501	5	<b>1:54.051</b>	20.064	<b>35.255</b>	<b>23.599</b>	35.133	9:44.020				
3	1:45.749	18.420	33.046	21.907	32.376	5:47.250	6	1:54.420	20.074	35.397	23.934	35.015	11:38.440				
4	1:45.388	<b>18.298</b>	32.916	21.695	32.479	7:32.638	7	1:55.012	<b>20.024</b>	35.935	23.795	35.258	13:33.452				
5	1:46.877	19.146	33.393	21.953	32.385	9:19.515	8	2:12.460B	20.444	36.346	24.063	51.607	15:45.912				
6	1:45.489	18.499	32.937	21.594	32.459	11:05.004	9	10:24.106	8:45.184	38.595	24.618	35.709	26:10.018				
7	2:00.591B	18.601	34.641	22.645	44.704	13:05.595	10	1:56.906	20.345	36.838	24.339	35.384	28:06.924				
8	5:32.455	4:04.805	33.474	21.807	32.369	18:38.050	11	1:55.511	20.330	36.065	24.125	34.991	30:02.435				
9	<b>1:45.206</b>	18.372	<b>32.766</b>	<b>21.571</b>	32.497	20:23.256	12	1:55.826	20.140	35.828	24.246	35.612	31:58.261				
10	1:45.261	18.344	32.808	21.645	32.464	22:08.517	13	1:54.928	20.117	35.759	23.796	35.256	33:53.189				
11	1:57.821B	18.381	32.783	21.618	45.039	24:06.338	14	2:30.276B	22.195	43.488	30.293	54.300	36:23.465				
12	5:17.521	3:50.032	33.464	21.746	<b>32.279</b>	29:23.859											
13	1:45.715	18.337	32.899	22.069	32.410	31:09.574											
14	1:45.590	18.363	32.937	21.660	32.630	32:55.164											
15	1:47.481	18.789	34.138	21.989	32.565	34:42.645											
16	1:45.880	18.402	32.997	21.811	32.670	36:28.525											
17	1:59.503B	18.874	34.124	21.799	44.706	38:28.028											
<b>4</b>	<b>Javier ARTIME</b>						ESP										
TEAM HONDA LAGLISSE							HONDA										
1	2:05.794	30.032	36.204	23.759	35.799	2:05.794											
2	1:51.994	19.400	34.783	23.339	34.472	3:57.788											
3	1:52.404	19.661	34.918	23.375	34.450	5:50.192											
4	1:50.989	19.361	34.577	22.968	34.083	7:41.181											
5	<b>1:50.558</b>	19.370	<b>34.147</b>	22.946	34.095	9:31.739											
6	3:01.207B	20.033	38.458	1:13.904	48.812	12:32.946											
7	17:25.586	...	37.222	28.331	34.787	29:58.532											
8	1:52.428	19.914	34.611	23.252	34.651	31:50.960											
9	1:56.736	22.612	35.311	22.994	35.819	33:47.696											
10	1:51.262	19.798	34.416	<b>22.821</b>	34.227	35:38.958											
11	1:56.208	19.506	34.487	22.939	39.276	37:35.166											
12	1:51.314	<b>19.347</b>	34.699	23.265	34.003	39:26.480											
13	1:50.791	19.537	34.268	23.006	<b>33.980</b>	41:17.271											
<b>6</b>	<b>Marc MIRALLES</b>						ESP										
BMW EASYRACE TEAM							BMW MOTORRAD										
1	2:19.389	48.859	34.284	22.500	33.746	2:19.389											
2	1:48.723	18.880	34.063	22.454	33.326	4:08.112											
3	1:47.527	18.626	<b>33.320</b>	22.376	33.205	5:55.639											
4	2:01.475B	19.179	34.058	22.503	45.735	7:57.114											
5	10:50.382	9:13.557	34.594	23.109	39.122	18:47.496											
6	1:51.032	18.696	33.802	22.466	36.068	20:38.528											
7	2:02.216B	18.741	33.852	22.482	47.141	22:40.744											
8	9:50.266	8:13.665	35.260	23.858	37.483	32:31.010											
9	2:03.964B	18.864	35.468	23.696	45.936	34:34.974											
10	3:37.107	2:08.012	33.905	22.319	32.871	38:12.081											
11	1:47.349	18.811	33.635	<b>22.100</b>	32.803	39:59.430											
12	<b>1:46.791</b>	<b>18.599</b>	33.324	22.174	<b>32.694</b>	41:46.221											
<b>12</b>	<b>Julien LEYNINGER</b>						FRA										
LCR SUPERBIKE							YAMAHA										
1	3:01.506	1:26.932	36.386	23.623	34.565	3:01.506											
2	1:51.993	19.776	34.821	23.468	33.928	4:53.499											
3	1:51.219	19.636	34.717	23.022	33.844	6:44.718											
4	1:50.209	19.358	34.352	22.769	33.730	8:34.927											
5	1:49.857	19.271	34.317	<b>22.573</b>	33.696	10:24.784											
6	2:03.824B	19.207	34.634	22.934	47.049	12:28.608											
7	3:21.161	1:47.587	35.492	23.445	34.637	15:49.769											
8	1:50.101	19.363	34.300	22.728	33.710	17:39.870											
9	<b>1:49.543</b>	<b>19.122</b>	34.205	22.658	33.558	19:29.413											
10	1:49.648	19.128	34.205	22.680	33.635	21:19.061											
11	1:49.555	19.161	34.208	22.703	<b>33.483</b>	23:08.616											
12	1:49.834	19.277	34.346	22.574	33.637	24:58.450											
13	1:49.592	19.238	<b>34.193</b>	22.617	33.544	26:48.042											
14	2:16.433B	19.433	37.267	27.288	52.445	29:04.475											
<b>13</b>	<b>Ville VALTONEN</b>						FIN										
SENSETEC OY							BMW MOTORRAD										
1	3:44.657	2:08.756	37.380	24.489	34.032	3:44.657											
2	1:49.130	19.191	34.213	22.389	33.337	5:33.787											
3	1:48.248	18.964	33.646	22.351	33.287	7:22.035											
4	1:48.222	18.785	33.842	22.335	33.260	9:10.257											
5	1:48.514	18.931	33.901	22.382	33.300	10:58.771											
6	1:48.827	18.980	34.036	22.380	33.431	12:47.598											
7	2:10.413B	18.937	33.933	26.656	50.887	14:58.011											
8	9:17.191	7:41.235	38.580	23.378	33.998	24:15.202											
9	1:48.970	19.073	34.135	22.511	33.251	26:04.172											
10	<b>1:47.848</b>	<b>18.657</b>	33.670	22.342	<b>33.179</b>	27:52.020											
11	1:56.801	19.210	41.502	22.771	33.318	29:48.821											
12	1:48.541	18.907	33.911	22.358	33.365	31:37.362											
13	1:47.930	18.808	33.632	<b>22.227</b>	33.263	33:25.292											
14	1:47.895	18.691	<b>33.628</b>	22.301	33.275	35:13.187											
15	1:49.252	18.908	34.294	22.690	33.360	37:02.439											
16	1:48.206	18.747	33.848	22.363	33.248	38:50.645											
17	1:53.167	18.759	34.047	24.222	36.139	40:43.812											
<b>16</b>	<b>Oscar SAN EMETERIO</b>						ESP										
MDR SPAIN CIRCUITS							YAMAHA										
1	2:58.100	1:25.163	36.148	23.115	33.674	2:58.100											
2	<b>1:48.970</b>	19.007	34.033	<b>22.578</b>	33.352	4:47.070											
3	1:49.763	19.157	<b>33.986</b>	22.965	33.655	6:36.833											
4	1:49.936	<b>18.935</b>	34.625	23.006	33.370	8:26.769											
5	1:49.369	18.970	34.407	22.765	<b>33.227</b>	10:16.138											
6	1:49.210	19.034	34.062	22.844	33.270	12:05.348											
<b>11</b>	<b>Pablo GARCIA</b>						ESP										
FIFTY MOTOR SPORT							YAMAHA										
1	2:02.357	24.510	37.538	24.613	35.696	2:02.357											
2	1:55.163	20.315	35.791	23.897	35.160	3:57.520											
3	1:57.025	20.318	36.483	24.758	35.466	5:54.545											



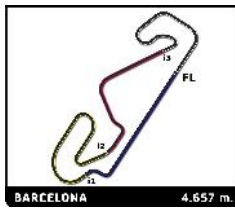
# SBK

## ESBK CIRCUIT DE BARCELONA-CATALUNYA

### Entrenamiento Libre 3B

### Sector Analysis

_ Invalidated Lap							■ Personal Best	■ Session Best	B Crossing the pit lane					
Lap	Time	Sector 1	Sector 2	Sector 3	Sector 4	Elapsed	Lap	Time	Sector 1	Sector 2	Sector 3	Sector 4	Elapsed	
7	1:49.921	19.201	34.260	22.903	33.557	13:55.269	11	1:46.085	18.551	33.119	21.870	32.545	25:55.920	
8	1:51.120	19.821	34.624	22.881	33.794	15:46.389	12	2:01.449B	19.177	35.557	22.470	44.245	27:57.369	
9	1:51.014	19.472	34.680	23.071	33.791	17:37.403	13	5:11.681	3:42.306	34.035	22.288	33.052	33:09.050	
10	1:49.850	19.438	34.341	22.712	33.359	19:27.253	14	1:46.597	18.642	33.452	21.965	32.538	34:55.647	
11	2:07.869B	19.334	37.407	24.209	46.919	21:35.122	15	1:46.445	18.484	33.143	22.173	32.645	36:42.092	
12	3:59.882	2:24.964	37.357	23.238	34.323	25:35.004	16	1:45.523	18.428	32.988	21.743	32.364	38:27.615	
13	1:51.328	19.563	34.883	23.001	33.881	27:26.332	17	1:45.983	18.401	33.002	21.872	32.708	40:13.598	
14	1:51.060	19.171	34.539	23.553	33.797	29:17.392	<b>27</b> <b>Balint KOVACS</b> HUN							
15	1:55.090	19.768	37.206	23.996	34.120	31:12.482	NEW2 PROJECT YAMAHA							
16	1:50.028	19.083	34.372	22.631	33.942	33:02.510	1	2:13.102	30.238	43.009	24.772	35.083	2:13.102	
17	1:51.051	19.371	34.606	22.972	34.102	34:53.561	2	1:46.032	18.590	33.025	21.956	32.461	3:59.134	
18	1:50.555	19.236	34.271	23.033	34.015	36:44.116	3	1:50.151	19.924	35.340	21.998	32.889	5:49.285	
19	2:08.713B	19.821	38.855	23.340	46.697	38:52.829	4	1:46.710	18.575	33.251	22.364	32.520	7:35.995	
<b>17</b> <b>Miguel CORTES</b> ESP							5	1:47.466	18.606	33.651	22.384	32.825	9:23.461	
MDR SPAIN CIRCUITS YAMAHA							6	1:54.622	18.462	34.601	27.104	34.455	11:18.083	
1	3:13.552	1:38.292	36.177	24.044	35.039	3:13.552	7	1:46.527	18.674	33.296	22.017	32.540	13:04.610	
2	1:53.809	20.143	35.560	23.646	34.460	5:07.361	8	2:12.514B	19.751	42.924	23.539	46.300	15:17.124	
3	1:53.155	20.214	35.162	23.408	34.371	7:00.516	9	5:06.306	3:28.860	38.045	24.787	34.614	20:23.430	
4	1:53.703	20.288	35.267	23.545	34.603	8:54.219	10	1:45.660	18.460	33.207	21.827	32.166	22:09.090	
5	1:54.277	20.199	35.517	24.160	34.401	10:48.496	11	1:45.183	18.371	32.599	21.719	32.494	23:54.273	
6	1:53.164	20.033	35.458	23.153	34.520	12:41.660	12	2:01.933B	20.067	34.808	22.257	44.801	25:56.206	
7	1:53.317	20.010	35.211	23.537	34.559	14:34.977	13	5:11.311	3:37.273	36.452	23.304	34.282	31:07.517	
8	2:17.190B	25.420	38.584	23.827	49.359	16:52.167	14	1:45.727	18.457	32.988	21.910	32.372	32:53.244	
9	8:43.463	7:08.125	37.972	23.287	34.079	25:35.630	15	1:48.276	18.775	34.066	22.598	32.837	34:41.520	
10	1:51.303	19.825	34.825	22.951	33.702	27:26.933	16	1:47.282	18.777	34.062	22.048	32.395	36:28.802	
11	1:51.423	19.629	34.749	23.277	33.768	29:18.356	17	2:02.192B	19.686	35.712	21.999	44.795	38:30.994	
12	2:09.474B	20.204	35.202	23.466	50.602	31:27.830	18	2:09.221	39.665	33.844	22.160	33.552	40:40.215	
<b>24</b> <b>Anacleto DALL</b> ESP							<b>29</b> <b>Juan Jose NUÑEZ</b> ESP							
GV STRATOS YAMAHA							KAWASAKI PALMETO PL RACING KAWASAKI							
1	2:47.339	1:09.626	36.588	25.196	35.979	2:47.339	1	2:48.193	1:11.682	37.042	23.772	35.697	2:48.193	
2	1:56.206	20.335	35.669	24.517	35.685	4:43.545	2	1:54.328	19.803	35.605	23.875	35.045	4:42.521	
3	1:54.841	20.215	35.700	24.050	34.876	6:38.386	3	1:53.119	19.341	35.641	23.194	34.943	6:35.640	
4	2:08.050B	20.677	35.697	24.766	46.910	8:46.436	4	1:53.027	19.336	35.244	23.667	34.780	8:28.667	
5	10:52.374	9:16.467	36.241	24.514	35.152	19:38.810	5	1:52.014	19.269	35.176	23.073	34.496	10:20.681	
6	1:55.500	20.549	35.717	23.984	35.250	21:34.310	6	1:52.538	19.161	35.337	23.296	34.744	12:13.219	
7	1:55.331	20.413	35.897	24.056	34.965	23:29.641	7	1:54.556	19.534	36.770	23.624	34.628	14:07.775	
8	1:55.664	20.138	36.133	24.398	34.995	25:25.305	8	1:51.923	19.319	35.246	22.934	34.424	15:59.698	
9	1:55.007	19.968	35.767	24.250	35.022	27:20.312	9	1:51.721	19.271	35.062	22.904	34.484	17:51.419	
10	2:11.308B	20.669	36.034	24.238	50.367	29:31.620	10	1:51.379	19.191	34.877	22.875	34.436	19:42.798	
11	6:43.142	5:07.384	36.198	24.256	35.304	36:14.762	11	1:51.361	19.018	34.803	23.033	34.507	21:34.159	
12	1:55.287	20.539	35.675	24.139	34.934	38:10.049	12	1:51.246	19.236	34.958	22.747	34.305	23:25.405	
13	1:54.746	20.211	35.458	23.997	35.080	40:04.795	13	2:10.562B	19.479	38.269	23.586	49.228	25:35.967	
<b>26</b> <b>Daniel SAEZ</b> ESP							14	6:08.770	4:30.798	39.574	23.591	34.807	31:44.737	
ALMA RACING TEAM KAWASAKI							15	1:51.998	19.428	35.147	22.913	34.510	33:36.735	
1	2:17.988	47.543	34.819	22.630	32.996	2:17.988	16	1:51.111	19.095	34.840	22.818	34.358	35:27.846	
2	1:46.264	18.642	33.123	22.023	32.476	4:04.252	17	1:50.785	19.176	34.747	22.655	34.207	37:18.631	
3	1:46.992	18.511	33.698	22.188	32.595	5:51.244	18	1:50.643	19.072	34.771	22.673	34.127	39:09.274	
4	1:46.911	18.549	33.598	22.251	32.513	7:38.155	19	2:09.965B	19.023	34.979	23.265	52.698	41:19.239	
5	1:46.482	18.656	33.294	21.964	32.568	9:24.637	<b>30</b> <b>Joan ZAMORANO</b> ESP							
6	2:00.285B	18.813	36.564	22.847	42.061	11:24.922	ETG RACING YAMAHA							
7	7:21.617	5:48.752	34.084	22.363	36.418	18:46.539	1	4:30.920	2:55.995	36.683	23.899	34.343	4:30.920	
8	1:50.366	18.791	35.646	22.799	33.130	20:36.905	2	1:52.427	19.507	35.623	23.182	34.115	6:23.347	
9	1:46.562	18.559	33.288	21.914	32.801	22:23.467	3	1:52.106	19.476	35.180	23.200	34.250	8:15.453	
10	1:46.368	18.601	33.113	21.992	32.662	24:09.835	4	1:51.657	19.653	34.791	23.166	34.047	10:07.110	

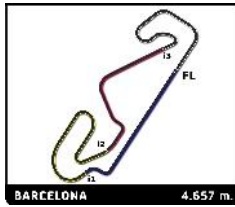


# SBK ESBK CIRCUIT DE BARCELONA-CATALUNYA Entrenamiento Libre 3B

## Sector Analysis

_ Invalidated Lap							■ Personal Best	■ Session Best	B Crossing the pit lane					
Lap	Time	Sector 1	Sector 2	Sector 3	Sector 4	Elapsed	Lap	Time	Sector 1	Sector 2	Sector 3	Sector 4	Elapsed	
<b>51</b> Eric GRANADO							BRA							
TEAM HONDA LAGLISSE							HONDA							
10	1:51.697	19.916	34.742	23.080	33.959	31:00.256	10	1:51.697	19.916	34.742	23.080	33.959	31:00.256	
11	1:51.699	19.693	34.794	22.984	34.228	32:51.955	11	1:51.699	19.693	34.794	22.984	34.228	32:51.955	
12	1:52.945	19.350	34.507	22.882	36.206	34:44.900	12	1:52.945	19.350	34.507	22.882	36.206	34:44.900	
13	1:51.433	19.609	34.601	23.008	34.215	36:36.333	13	1:51.433	19.609	34.601	23.008	34.215	36:36.333	
14	1:50.983	19.608	34.452	22.947	33.976	38:27.316	14	1:50.983	19.608	34.452	22.947	33.976	38:27.316	
15	2:17.966	26.091	38.161	23.935	49.779	40:45.282	15	2:17.966	26.091	38.161	23.935	49.779	40:45.282	
<b>31</b> Carmelo MORALES							ESP							
CARDOSO RACING							YAMAHA							
1	3:06.990	1:37.595	34.283	22.426	32.686	3:06.990	1	3:06.990	1:37.595	34.283	22.426	32.686	3:06.990	
2	1:46.630	18.584	33.147	22.014	32.885	4:53.620	2	1:46.630	18.584	33.147	22.014	32.885	4:53.620	
3	1:46.268	18.563	33.281	21.866	32.558	6:39.888	3	1:46.268	18.563	33.281	21.866	32.558	6:39.888	
4	1:47.826	19.217	33.288	22.414	32.907	8:27.714	4	1:47.826	19.217	33.288	22.414	32.907	8:27.714	
5	1:46.654	18.522	33.681	21.907	32.544	10:14.368	5	1:46.654	18.522	33.681	21.907	32.544	10:14.368	
6	1:46.556	18.381	33.305	22.303	32.567	12:00.924	6	1:46.556	18.381	33.305	22.303	32.567	12:00.924	
7	1:58.075	18.815	34.622	22.477	42.161	13:58.999	7	1:58.075	18.815	34.622	22.477	42.161	13:58.999	
8	10:07.130	8:38.417	34.140	22.127	32.446	24:06.129	8	10:07.130	8:38.417	34.140	22.127	32.446	24:06.129	
9	1:45.433	18.390	32.990	21.701	32.352	25:51.562	9	1:45.433	18.390	32.990	21.701	32.352	25:51.562	
10	1:45.033	18.337	32.958	21.623	32.115	27:36.595	10	1:45.033	18.337	32.958	21.623	32.115	27:36.595	
11	1:45.284	18.332	32.942	21.687	32.323	29:21.879	11	1:45.284	18.332	32.942	21.687	32.323	29:21.879	
12	1:45.391	18.324	32.975	21.699	32.393	31:07.270	12	1:45.391	18.324	32.975	21.699	32.393	31:07.270	
13	1:45.617	18.350	33.041	21.853	32.373	32:52.887	13	1:45.617	18.350	33.041	21.853	32.373	32:52.887	
14	1:58.571	19.004	33.581	22.029	43.957	34:51.458	14	1:58.571	19.004	33.581	22.029	43.957	34:51.458	
15	4:26.474	2:56.781	33.758	22.386	33.549	39:17.932	15	4:26.474	2:56.781	33.758	22.386	33.549	39:17.932	
16	1:45.210	18.554	32.807	21.626	32.223	41:03.142	16	1:45.210	18.554	32.807	21.626	32.223	41:03.142	
<b>37</b> Jordi ESTEVE							ESP							
YAMAHA														
1	4:18.896	2:46.193	35.186	23.345	34.172	4:18.896	1	4:18.896	2:46.193	35.186	23.345	34.172	4:18.896	
2	1:49.662	19.105	34.080	22.767	33.710	6:08.558	2	1:49.662	19.105	34.080	22.767	33.710	6:08.558	
3	2:06.097	18.994	34.228	22.866	50.009	8:14.655	3	2:06.097	18.994	34.228	22.866	50.009	8:14.655	
4	6:45.200	5:10.970	38.086	22.615	33.529	14:59.855	4	6:45.200	5:10.970	38.086	22.615	33.529	14:59.855	
5	1:49.591	19.127	34.321	22.595	33.548	16:49.446	5	1:49.591	19.127	34.321	22.595	33.548	16:49.446	
6	1:50.237	19.030	34.219	22.968	34.020	18:39.683	6	1:50.237	19.030	34.219	22.968	34.020	18:39.683	
7	1:50.308	19.033	34.245	23.057	33.973	20:29.991	7	1:50.308	19.033	34.245	23.057	33.973	20:29.991	
8	2:15.021	19.344	34.120	23.705	57.852	22:45.012	8	2:15.021	19.344	34.120	23.705	57.852	22:45.012	
9	10:25.673	8:49.087	34.969	22.887	38.730	33:10.685	9	10:25.673	8:49.087	34.969	22.887	38.730	33:10.685	
10	2:24.329	20.303	39.480	29.773	54.773	35:35.014	10	2:24.329	20.303	39.480	29.773	54.773	35:35.014	
11	2:57.032	1:06.844	37.318	24.604	48.266	38:32.046	11	2:57.032	1:06.844	37.318	24.604	48.266	38:32.046	
<b>49</b> Raúl TORRAS							ESP							
TOLL RACING TEAM							HONDA							
1	2:19.966	44.656	36.352	23.599	35.359	2:19.966	1	2:19.966	44.656	36.352	23.599	35.359	2:19.966	
2	1:53.230	20.137	35.640	23.233	34.220	4:13.196	2	1:53.230	20.137	35.640	23.233	34.220	4:13.196	
3	1:51.874	19.758	34.756	23.242	34.118	6:05.070	3	1:51.874	19.758	34.756	23.242	34.118	6:05.070	
4	2:07.055	19.932	35.181	23.631	48.311	8:12.125	4	2:07.055	19.932	35.181	23.631	48.311	8:12.125	
5	3:23.944	1:50.070	35.414	23.857	34.603	11:36.069	5	3:23.944	1:50.070	35.414	23.857	34.603	11:36.069	
6	1:52.372	19.992	34.780	23.252	34.348	13:28.441	6	1:52.372	19.992	34.780	23.252	34.348	13:28.441	
7	1:52.534	19.844	34.941	23.316	34.433	15:20.975	7	1:52.534	19.844	34.941	23.316	34.433	15:20.975	
8	2:07.011	19.990	34.884	23.290	48.847	17:27.986	8	2:07.011	19.990	34.884	23.290	48.847	17:27.986	
9	11:40.573	...	35.896	23.207	34.268	29:08.559	9	11:40.573	...	35.896	23.207	34.268	29:08.559	
<b>55</b> Alejandro MEDINA							ESP							
TEAM SPEED RACING							KAWASAKI							
1	2:29.546	59.804	34.261	22.443	33.038	2:29.546	1	2:29.546	59.804	34.261	22.443	33.038	2:29.546	
2	1:46.953	18.675	33.089	22.180	33.009	4:16.499	2	1:46.953	18.675	33.089	22.180	33.009	4:16.499	
3	1:47.001	18.916	33.076	22.312	32.697	6:03.500	3	1:47.001	18.916	33.076	22.312	32.697	6:03.500	
4	1:46.930	18.773	33.356	22.075	32.726	7:50.430	4	1:46.930	18.773	33.356	22.075	32.726	7:50.430	
5	1:47.364	18.592	33.456	22.245	33.071	9:37.794	5	1:47.364	18.592	33.456	22.245	33.071	9:37.794	
6	1:47.387	18.774	33.604	22.122	32.887	11:25.181	6	1:47.387	18.774	33.604	22.122	32.887	11:25.181	
7	1:47.242	18.716	33.545	22.160	32.821	13:12.423	7	1:47.242	18.716	33.545	22.160	32.821	13:12.423	
8	2:07.459	19.031	37.452	22.782	48.194	15:19.882	8	2:07.459	19.031	37.452	22.782	48.194	15:19.882	
9	6:22.152	4:52.436	34.475	22.273	32.968	21:42.034	9	6:22.152	4:52.436	34.475	22.273	32.968	21:42.034	
10	1:47.612	18.895	33.206	21.976	33.535	23:29.646	10	1:47.612	18.895	33.206	21.976	33.535	23:29.646	
11	1:46.708	19.017	33.023	22.114	32.554	25:16.354	11	1:46.708	19.017	33.023	22.114	32.554	25:16.354	
12	1:46.229	18.693	33.077	21.942	32.517	27:02.583	12	1:46.229	18.693	33.077	21.942	32.517	27:02.583	
13	1:54.927	19.029	38.545	22.854	34.499	28:57.510	13	1:54.927	19.029	38.545	22.854	34.499	28:57.510	
14	1:46.684	18.598	33.002	22.543	32.541	30:44.194	14	1:46.684	18.598	33.002	22.543	32.541	30:44.194	
15	1:46.231	18.701	33.105	22.004	32.421	32:30.425	15	1:46.231	18.701	33.105	22.004	32.421	32:30.425	
16	2:03.787	19.337	34.893	22.601	46.956	34:34.212	16	2:03.787	19.337	34.893	22.601	46.956	34:34.212	
17	3:26.456	1:52.056	38.168	22.781	33.451	38:00.668	17	3:26.456	1:52.056	38.168	22.781	33.451	38:00.668	
18	1:59.994	18.965	35.545	28.421	37.063	40:00.662	18	1:59.994	18.965	35.545	28.421	37.063	40:00.662	
<b>57</b> Christian PALOMARES							ESP							
TEAM SPEED RACING							KAWASAKI							
1	2:21.286	51.725	34.212	22.327	33.022	2:21.286	1	2:21.286	51.725	34.212	22.327	33.022	2:21.286	
2	1:46.182	19.002	32.822	22.012	32.346	4:07.468	2	1:46.182	19.002	32.822	22.012	32.346	4:07.468	
3	1:46.987	18.850	32.921	21.944	33.272	5:54.455	3	1:46.987	18.850	32.921	21.944	33.272	5:54.455	
4	1:46.102	18.847	32.865	21.779	32.611	7:40.557	4	1:46.102	18.847	32.865	21.779	32.611	7:40.557	
5	1:45.845	18.714	32.953	21.863	32.315	9:26.402	5	1:45.845	18.714	32.953	21.863	32.315	9:26.402	
6	1:45.709	18.617	32.827	21.960	32.305	11:12.111	6	1:45.709	18.617	32.827	21.960	32.305	11:12.111	
7	1:58.273	18.615	33.295	22.958	43.405	13:10.384	7	1:58.273	18.615	33.295	22.958	43.405	13:10.384	
8	9:52.011	8:20.495	34.964	23.069	33.483	23:02.395	8	9:52.011	8:20.495	34.964	23.069	33.483	23:02.395	





# SBK

## ESBK CIRCUIT DE BARCELONA-CATALUNYA

### Entrenamiento Libre 3B

### Sector Analysis

— Invalidated Lap    ■ Personal Best    ■ Session Best    B Crossing the pit lane

Lap	Time	Sector 1	Sector 2	Sector 3	Sector 4	Elapsed	Lap	Time	Sector 1	Sector 2	Sector 3	Sector 4	Elapsed
9	1:47.547	18.862	33.852	22.373	32.460	24:49.942	8	10:37.340	9:02.356	35.656	23.980	35.348	25:05.168
10	1:45.895	18.744	32.966	21.840	32.345	26:35.837	9	1:54.503	20.029	35.568	23.877	35.029	26:59.671
11	1:46.240	18.675	32.834	21.850	32.881	28:22.077	10	<b>1:53.907</b>	20.007	35.294	<b>23.777</b>	<b>34.829</b>	28:53.578
12	1:45.927	18.663	32.993	21.908	32.363	30:08.004	11	1:54.085	19.677	35.325	24.216	34.867	30:47.663
13	2:03.588	20.149	44.186	24.943	34.310	32:11.592	12	1:54.045	<b>19.630</b>	<b>35.229</b>	24.036	35.150	32:41.708
14	1:48.642	18.739	33.573	22.445	33.885	34:00.234	13	2:08.089 B	19.811	35.534	24.149	48.595	34:49.797
15	1:51.257 B	18.712	32.895	22.119	37.531	35:51.491							
16	2:20.363	50.833	34.028	22.294	33.208	38:11.854							
17	1:47.063	18.726	33.589	22.095	32.653	39:58.917							
18	1:46.370	18.815	33.059	21.891	32.605	41:45.287							

**61** **Alessandro ZACCONI** ITA  
ETG RACING YAMAHA

1	2:20.823	50.703	34.469	22.435	33.216	2:20.823
2	1:47.549	19.968	33.301	21.977	32.303	4:08.372
3	1:46.559	18.503	33.299	22.442	32.315	5:54.931
4	2:32.474 B	18.474	1:02.566	24.595	46.839	8:27.405
5	14:22.149	...	34.295	22.432	32.719	22:49.554
6	1:45.755	18.542	32.946	21.800	32.467	24:35.309
7	1:45.031	18.324	32.892	21.626	32.189	26:20.340
8	1:47.468	18.328	32.783	21.751	34.606	28:07.808
9	1:46.785	19.103	33.233	21.825	32.624	29:54.593
10	1:48.231	18.961	33.666	22.758	32.846	31:42.824
11	1:44.902	18.232	32.888	21.697	32.085	33:27.726
12	1:47.485	18.275	32.987	21.806	34.417	35:15.211
13	1:45.627	18.342	32.950	21.846	32.489	37:00.838
14	1:44.811	18.274	32.859	21.595	32.083	38:45.649
15	<b>1:44.482</b>	<b>18.158</b>	<b>32.660</b>	<b>21.594</b>	<b>32.070</b>	40:30.131

**62** **Nicholas P. EDGELEY** GBR  
MONEX TEAM EDGE RST BMW MOTORRAD

1	2:10.185	32.667	37.206	24.917	35.395	2:10.185
2	1:52.058	19.400	34.950	23.536	34.172	4:02.243
3	1:52.655	19.670	34.541	23.502	34.942	5:54.898
4	1:52.872	19.881	35.193	23.556	34.242	7:47.770
5	1:51.065	19.477	34.355	23.148	34.085	9:38.835
6	1:54.516	19.766	34.449	25.674	34.627	11:33.351
7	1:50.491	<b>19.209</b>	34.452	<b>22.981</b>	33.849	13:23.842
8	2:11.761 B	20.322	36.254	27.422	47.763	15:35.603
9	10:36.656	9:03.879	35.189	23.542	34.046	26:12.259
10	1:51.711	19.449	35.082	23.369	33.811	28:03.970
11	1:50.165	19.321	34.297	23.043	<b>33.504</b>	29:54.135
12	1:51.008	19.346	34.371	23.553	33.738	31:45.143
13	1:51.810	19.310	35.204	23.181	34.115	33:36.953
14	1:54.328	19.335	34.737	24.151	36.105	35:31.281
15	<b>1:50.085</b>	19.297	<b>34.143</b>	23.056	33.589	37:21.366
16	2:13.349 B	19.423	35.465	26.558	51.903	39:34.715

**66** **Philippe LE GALLO** FRA  
TEAM HONDA LAGLISSE HONDA

1	2:38.509	1:00.817	36.745	24.527	36.420	2:38.509
2	1:55.227	20.028	35.627	24.053	35.519	4:33.736
3	1:54.992	20.019	35.689	24.199	35.085	6:28.728
4	1:55.646	19.723	35.675	24.671	35.577	8:24.374
5	1:55.416	19.891	35.884	24.248	35.393	10:19.790
6	2:00.801	20.232	40.698	24.428	35.443	12:20.591
7	2:07.237 B	19.947	35.942	24.223	47.125	14:27.828

**73** **Florent VERCHERE** FRA  
LCR SUPERBIKE YAMAHA

1	2:59.981	1:25.967	35.515	23.769	34.730	2:59.981
2	1:53.528	20.254	35.330	23.475	34.469	4:53.509
3	1:53.388	20.080	35.128	23.576	34.604	6:46.897
4	1:53.290	19.958	35.211	23.702	34.419	8:40.187
5	1:53.579	20.107	35.092	23.882	34.498	10:33.766
6	2:05.809 B	20.265	35.468	23.737	46.339	12:39.575
7	18:19.370	...	35.897	23.836	34.676	30:58.945
8	1:52.867	20.072	35.245	<b>23.355</b>	<b>34.195</b>	32:51.812
9	1:53.288	19.875	35.171	23.566	34.676	34:45.100
10	1:52.442	19.843	34.889	23.437	34.273	36:37.542
11	<b>1:52.192</b>	<b>19.635</b>	<b>34.887</b>	23.427	34.243	38:29.734
12	1:52.674	19.709	35.000	23.502	34.463	40:22.408

**75** **Ivo LOPES** POR  
BMW EASYRACE TEAM BMW MOTORRAD

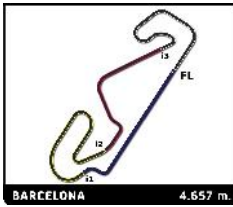
1	2:16.804	48.055	33.752	22.567	<b>32.430</b>	2:16.804
2	<b>1:45.487</b>	<b>18.355</b>	32.895	<b>21.716</b>	32.521	4:02.291
3	1:46.329	18.464	33.347	21.911	32.607	5:48.620

**81** **Jordi TORRES** ESP  
TEAM HONDA LAGLISSE HONDA

1	1:55.938	23.760	35.659	22.956	33.563	1:55.938
2	1:46.659	18.558	33.522	21.881	32.698	3:42.597
3	1:45.902	18.363	33.088	21.791	32.660	5:28.499
4	2:02.598 B	18.276	33.280	21.902	49.140	7:31.097
5	11:52.209	...	46.181	22.275	32.892	19:23.306
6	1:44.945	18.223	32.792	21.573	32.357	21:08.251
7	<b>1:44.341</b>	18.049	32.771	21.404	32.117	22:52.592
8	1:44.660	18.144	32.906	21.469	32.141	24:37.252
9	1:44.429	18.084	32.703	21.567	<b>32.075</b>	26:21.681
10	1:45.351	18.070	<b>32.617</b>	21.537	33.127	28:07.032
11	1:44.534	18.022	32.732	21.638	32.142	29:51.566
12	1:44.566	17.987	32.757	21.495	32.327	31:36.132
13	1:44.367	18.003	32.711	<b>21.374</b>	32.279	33:20.499
14	1:44.415	<b>17.971</b>	32.745	21.417	32.282	35:04.914
15	1:44.361	18.009	32.717	21.491	32.144	36:49.275
16	1:44.518	18.037	32.702	21.408	32.371	38:33.793
17	1:44.619	18.018	32.736	21.483	32.382	40:18.412

**94** **Naomichi URAMOTO** JPN  
JEG RACING

1	2:14.135	38.790	38.861	22.671	33.813	2:14.135
2	<b>1:45.214</b>	18.392	<b>32.587</b>	22.148	<b>32.087</b>	3:59.349
3	1:50.487	20.621	34.567	22.378	32.921	5:49.836
4	1:45.467	18.800	32.714	21.837	32.116	7:35.303
5	2:02.316 B	18.496	36.670	22.325	44.825	9:37.619
6	6:48.454	5:20.474	33.623	21.984	32.373	16:26.073
7	1:45.653	18.419	32.906	21.790	32.538	18:11.726



# SBK

## ESBK CIRCUIT DE BARCELONA-CATALUNYA

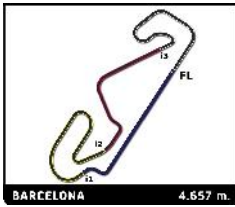
### Entrenamiento Libre 3B

### Sector Analysis

— Invalidated Lap    ■ Personal Best    ■ Session Best    B Crossing the pit lane

Lap	Time	Sector 1	Sector 2	Sector 3	Sector 4	Elapsed	Lap	Time	Sector 1	Sector 2	Sector 3	Sector 4	Elapsed
8	2:00.309 <b>B</b>	18.550	34.796	22.220	44.743	20:12.035							
9	6:41.617	5:13.568	33.676	21.941	32.432	26:53.652							
10	1:45.568	18.421	32.927	<b>21.770</b>	32.450	28:39.220							
11	1:46.009	18.321	33.056	22.195	32.437	30:25.229							
12	1:45.711	<b>18.315</b>	32.982	21.903	32.511	32:10.940							
13	1:48.900	18.419	34.894	22.415	33.172	33:59.840							
14	1:45.761	18.401	33.026	21.905	32.429	35:45.601							
15	1:46.740	18.963	33.356	21.943	32.478	37:32.341							
16	1:56.031 <b>B</b>	18.736	33.493	21.923	41.879	39:28.372							

99	Oscar GUTIERREZ	ESP
SP57 RACING TEAM		YAMAHA
1	2:16.335	47.418 34.166 22.363 32.388 2:16.335
2	1:45.489	18.524 32.832 21.686 32.447 4:01.824
3	1:45.906	18.790 33.255 21.727 <b>32.134</b> 5:47.730
4	<b>1:45.228</b>	18.423 32.941 <b>21.615</b> 32.249 7:32.958
5	1:45.472	18.589 32.887 21.819 32.177 9:18.430
6	1:45.381	<b>18.363</b> 32.920 21.720 32.378 11:03.811
7	1:45.351	18.450 <b>32.822</b> 21.710 32.369 12:49.162
8	2:02.478 <b>B</b>	19.769 35.147 22.227 45.335 14:51.640
9	13:15.999	... 38.133 24.470 35.873 28:07.639
10	1:48.114	18.639 33.132 21.822 34.521 29:55.753
11	1:45.818	18.457 33.066 21.912 32.383 31:41.571
12	1:45.793	18.571 32.908 21.861 32.453 33:27.364
13	1:45.632	18.439 32.919 21.774 32.500 35:12.996
14	1:45.493	18.443 32.942 21.745 32.363 36:58.489
15	1:45.577	18.466 32.914 21.752 32.445 38:44.066
16	1:45.961	18.463 32.941 21.839 32.718 40:30.027

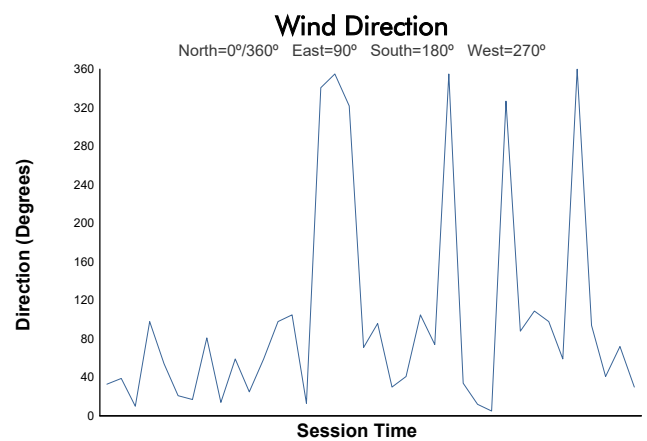
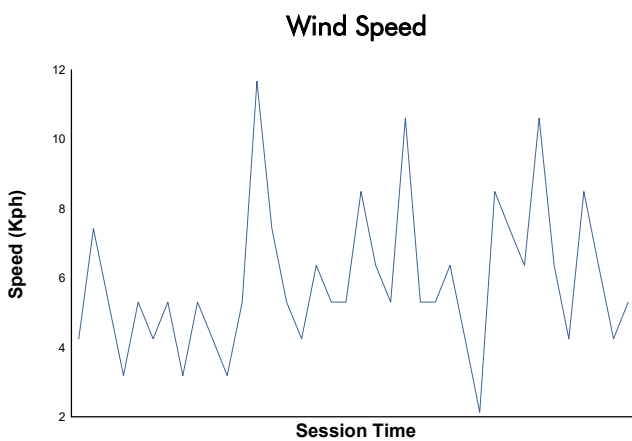
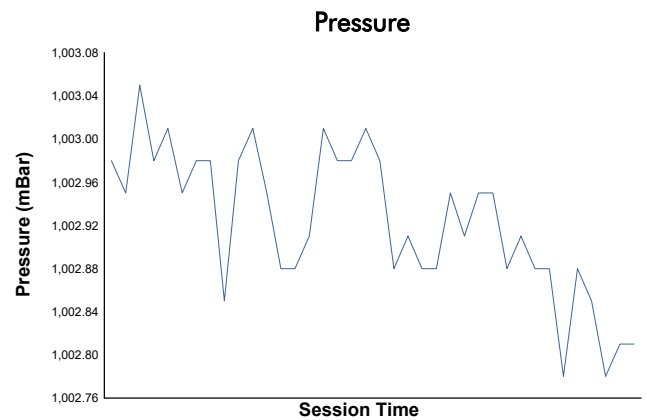
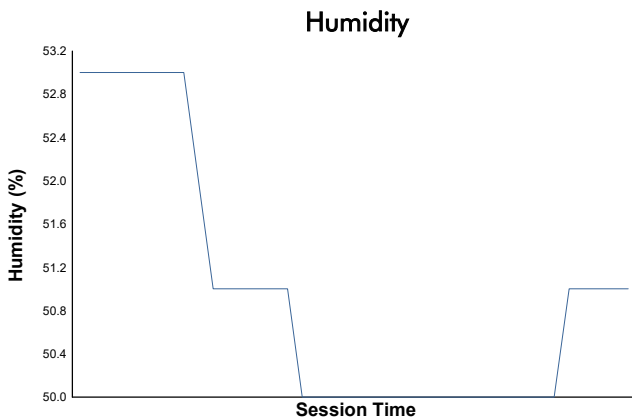
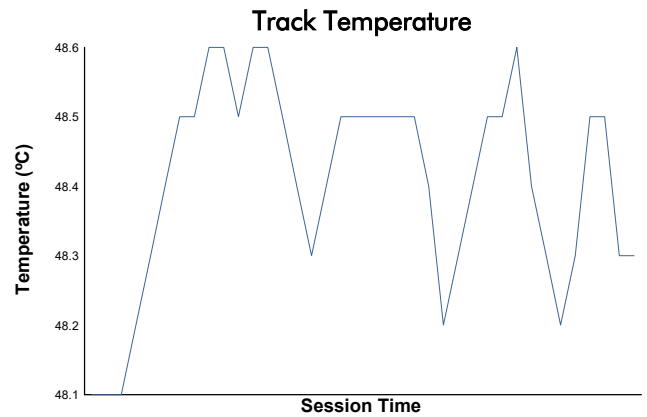
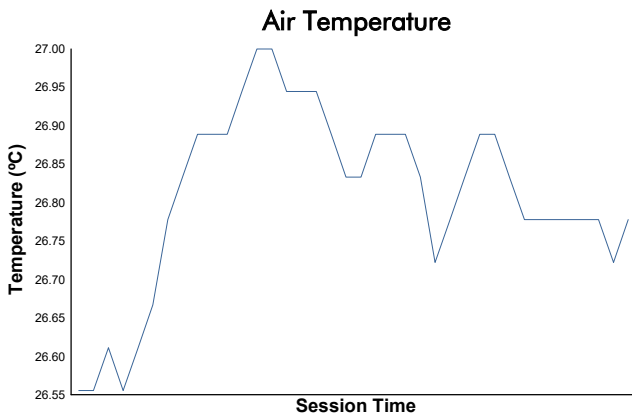


# ESBK CIRCUIT DE BARCELONA-CATALUNYA

SBK

Entrenamiento Libre 3B

Weather Report



Track Status: **DRY**