

SBK

ESBK CIRCUIT DE BARCELONA-CATALUNYA

Entrenamiento Cronometrado

Classification

No	Rider	Nat	Team	Bike	Tires	Cl.	Time	Lap Total	Gap	Kph
1	51 Eric GRANADO	BRA	TEAM HONDA LAGLISSE	HONDA	DUNLOP	SBK	1:42.910	9 13	-	162.9
2	81 Jordi TORRES	ESP	TEAM HONDA LAGLISSE	HONDA	DUNLOP	SBK	1:42.929	7 13	+0.019	162.9
3	1 Roman RAMOS	ESP	KAWASAKI PALMETO PL RACING	KAWASAKI	MICHELIN	SBK	1:43.472	3 13	+0.562	162.0
4	61 Alessandro ZACCONE	ITA	ETG RACING	YAMAHA	DUNLOP	SBK	1:43.618	3 11	+0.708	161.8
5	94 Naomichi URAMOTO	JPN	JEG RACING	YAMAHA	PIRELLI	SBK	1:43.618	8 11	+0.708	161.8
6	31 Carmelo MORALES	ESP	CARDOSO RACING	YAMAHA	MICHELIN	SBK	1:43.635	6 12	+0.725	161.8
7	57 Christian PALOMARES	ESP	TEAM SPEED RACING	KAWASAKI	MICHELIN	Open10C	1:43.896	8 13	+0.986	161.4
8	99 Oscar GUTIERREZ	ESP	SP57 RACING TEAM	YAMAHA	MICHELIN	SBK	1:44.087	3 8	+1.177	161.1
9	55 Alejandro MEDINA	ESP	TEAM SPEED RACING	KAWASAKI	MICHELIN	SBK	1:44.256	10 13	+1.346	160.8
10	75 Ivo LOPES	PRT	BMW EASYRACE TEAM	BMW MOTORRAD	DUNLOP	SBK	1:44.270	8 11	+1.360	160.8
11	27 Balint KOVACS	HUN	NEW2 PROJECT	YAMAHA	PIRELLI	Open10C	1:45.129	2 2	+2.219	159.5
12	26 Daniel SAEZ	ESP	ALMA RACING TEAM	KAWASAKI	MICHELIN	Open10C	1:45.175	2 13	+2.265	159.4
13	6 Marc MIRALLES	ESP	BMW EASYRACE TEAM	BMW MOTORRAD	DUNLOP	Open10C	1:46.112	11 11	+3.202	158.0
14	13 Ville VALTONEN	FIN	SENSETEC OY	BMW MOTORRAD	PIRELLI	Open10C	1:46.764	12 14	+3.854	157.0
15	16 Oscar SAN EMETERIO	ESP	MDR SPAIN CIRCUITS	YAMAHA	MICHELIN	Open10C	1:47.799	2 10	+4.889	155.5
16	37 Jordi ESTEVE	ESP	YAMAHA	YAMAHA	MICHELIN	Open10C	1:47.994	4 10	+5.084	155.2
17	30 Joan ZAMORANO	ESP	ETG RACING	YAMAHA	DUNLOP	Open10C	1:48.351	3 9	+5.441	154.7
18	12 Julien LEYNINGER	FRA	LCR SUPERBIKE	YAMAHA	DUNLOP	Open10C	1:48.580	3 9	+5.670	154.4
19	29 Juan Jose NUÑEZ	ESP	KAWASAKI PALMETO PL RACING	KAWASAKI	MICHELIN	Open10C	1:48.684	9 14	+5.774	154.3
20	4 Javier ARTIME	ESP	TEAM HONDA LAGLISSE	HONDA	DUNLOP	Open10C	1:49.206	4 12	+6.296	153.5
21	62 Nicholas P. EDGELEY	GBR	MONEX TEAM EDGE RST	BMW MOTORRAD	PIRELLI	Open10C	1:49.251	4 12	+6.341	153.5
22	17 Miguel CORTES	ESP	MDR SPAIN CIRCUITS	YAMAHA	MICHELIN	Open10C	1:50.112	4 7	+7.202	152.3
23	49 Raúl TORRAS	ESP	TOLL RACING TEAM	HONDA	DUNLOP	Open10C	1:50.364	4 11	+7.454	151.9
24	73 Florent VERCHERE	FRA	LCR SUPERBIKE	YAMAHA	DUNLOP	Open10C	1:51.776	7 8	+8.866	150.0
25	11 Pablo GARCIA	ESP	FIFTY MOTOR SPORT	YAMAHA	MICHELIN	Open10C	1:52.201	5 11	+9.291	149.4
26	66 Philippe LE GALLO	FRA	TEAM HONDA LAGLISSE	HONDA	DUNLOP	Open10C	1:52.336	9 11	+9.426	149.2
27	24 Anacleto DALL	ESP	GV STRATOS	YAMAHA	MICHELIN	Open10C	1:53.729	7 11	+10.819	147.4

Fastest Lap: Lap 9 | Eric GRANADO | **1:42.910** | 162.9 Kph

Track Status: **DRY**

Published at:

Race Director:	Timekeeper: Denis del Pozo López 565410-B
-----------------------	--



SBK

ESBK CIRCUIT DE BARCELONA-CATALUNYA

Entrenamiento Cronometrado

Classification by Class

No Rider	Nat	Team	Bike	Time	Lap Total	Gap	Kph
Open1000							
1	57	Christian PALOMARES	ESP TEAM SPEED RACING	KAWASAKI	1:43.896	8 13	161.4
2	27	Balint KOVACS	HUN NEW2 PROJECT	YAMAHA	1:45.129	2 2 +1.233 +1.233	159.5
3	26	Daniel SAEZ	ESP ALMA RACING TEAM	KAWASAKI	1:45.175	2 13 +1.279 +0.046	159.4
4	6	Marc MIRALLES	ESP BMW EASYRACE TEAM	BMW MOTORRAD	1:46.112	11 11 +2.216 +0.937	158.0
5	13	Ville VALTONEN	FIN SENSETEC OY	BMW MOTORRAD	1:46.764	12 14 +2.868 +0.652	157.0
6	16	Oscar SAN EMETERIO	ESP MDR SPAIN CIRCUITS	YAMAHA	1:47.799	2 10 +3.903 +1.035	155.5
7	37	Jordi ESTEVE	ESP	YAMAHA	1:47.994	4 10 +4.098 +0.195	155.2
8	30	Joan ZAMORANO	ESP ETG RACING	YAMAHA	1:48.351	3 9 +4.455 +0.357	154.7
9	12	Julien LEYNINGER	FRA LCR SUPERBIKE	YAMAHA	1:48.580	3 9 +4.684 +0.229	154.4
10	29	Juan Jose NUÑEZ	ESP KAWASAKI PALMETO PL RACING	KAWASAKI	1:48.684	9 14 +4.788 +0.104	154.3
11	4	Javier ARTIME	ESP TEAM HONDA LAGLISSE	HONDA	1:49.206	4 12 +5.310 +0.522	153.5
12	62	Nicholas P. EDGELEY	GBR MONEX TEAM EDGE RST	BMW MOTORRAD	1:49.251	4 12 +5.355 +0.045	153.5
13	17	Miguel CORTES	ESP MDR SPAIN CIRCUITS	YAMAHA	1:50.112	4 7 +6.216 +0.861	152.3
14	49	Raül TORRAS	ESP TOLL RACING TEAM	HONDA	1:50.364	4 11 +6.468 +0.252	151.9
15	73	Florent VERCHERE	FRA LCR SUPERBIKE	YAMAHA	1:51.776	7 8 +7.880 +1.412	150.0
16	11	Pablo GARCIA	ESP FIFTY MOTOR SPORT	YAMAHA	1:52.201	5 11 +8.305 +0.425	149.4
17	66	Philippe LE GALLO	FRA TEAM HONDA LAGLISSE	HONDA	1:52.336	9 11 +8.440 +0.135	149.2
18	24	Anacleto DALL	ESP GV STRATOS	YAMAHA	1:53.729	7 11 +9.833 +1.393	147.4
SBK							
1	51	Eric GRANADO	BRA TEAM HONDA LAGLISSE	HONDA	1:42.910	9 13	162.9
2	81	Jordi TORRES	ESP TEAM HONDA LAGLISSE	HONDA	1:42.929	7 13 +0.019 +0.019	162.9
3	1	Roman RAMOS	ESP KAWASAKI PALMETO PL RACING	KAWASAKI	1:43.472	3 13 +0.562 +0.543	162.0
4	61	Alessandro ZACCONE	ITA ETG RACING	YAMAHA	1:43.618	3 11 +0.708 +0.146	161.8
5	94	Naomichi URAMOTO	JPN JEG RACING	YAMAHA	1:43.618	8 11 +0.708	161.8
6	31	Carmelo MORALES	ESP CARDOSO RACING	YAMAHA	1:43.635	6 12 +0.725 +0.017	161.8
7	99	Oscar GUTIERREZ	ESP SP57 RACING TEAM	YAMAHA	1:44.087	3 8 +1.177 +0.452	161.1
8	55	Alejandro MEDINA	ESP TEAM SPEED RACING	KAWASAKI	1:44.256	10 13 +1.346 +0.169	160.8
9	75	Ivo LOPES	PRT BMW EASYRACE TEAM	BMW MOTORRAD	1:44.270	8 11 +1.360 +0.014	160.8

Published at:

Track Status: **DRY**

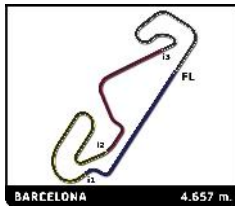
Race Director:	Timekeeper: Denís del Pozo López 565410-B
-----------------------	--



SBK ESBK CIRCUIT DE BARCELONA-CATALUNYA Entrenamiento Cronometrado

Best Sector Times

Sector 1		Sector 2		Sector 3		Sector 4		Pos	No	Ideal Lap	Best Lap	
Pos	No Rider	Time	No Rider	Time	No Rider	Time	No Rider					Time
1	81 J.TORRES	17.963	81 J.TORRES	32.114	81 J.TORRES	21.064	51 E.GRANADO	31.485	1	81	1:42.661	1:42.929 (2)
2	1 R.RAMOS	18.020	1 R.RAMOS	32.150	51 E.GRANADO	21.140	81 J.TORRES	31.520	2	51	1:42.878	1:42.910 (1)
3	31 C.MORALES	18.067	51 E.GRANADO	32.152	1 R.RAMOS	21.205	31 C.MORALES	31.586	3	1	1:43.008	1:43.472 (3)
4	51 E.GRANADO	18.101	61 A.ZACCONE	32.153	61 A.ZACCONE	21.315	1 R.RAMOS	31.633	4	31	1:43.343	1:43.635 (6)
5	61 A.ZACCONE	18.149	94 N.URAMOTO	32.235	94 N.URAMOTO	21.322	99 O.GUTIERREZ	31.721	5	61	1:43.414	1:43.618 (5)
6	94 N.URAMOTO	18.220	57 C.PALOMARES	32.241	99 O.GUTIERREZ	21.364	94 N.URAMOTO	31.758	6	94	1:43.535	1:43.618 (4)
7	75 I.LOPES	18.237	31 C.MORALES	32.263	55 A.MEDINA	21.416	57 C.PALOMARES	31.796	7	57	1:43.871	1:43.896 (7)
8	26 D.SAEZ	18.367	55 A.MEDINA	32.281	31 C.MORALES	21.427	61 A.ZACCONE	31.797	8	99	1:43.884	1:44.087 (8)
9	55 A.MEDINA	18.371	99 O.GUTIERREZ	32.422	57 C.PALOMARES	21.428	55 A.MEDINA	31.850	9	55	1:43.918	1:44.256 (9)
10	99 O.GUTIERREZ	18.377	75 I.LOPES	32.424	75 I.LOPES	21.451	75 I.LOPES	31.913	10	75	1:44.025	1:44.270 (10)
11	57 C.PALOMARES	18.406	26 D.SAEZ	32.646	26 D.SAEZ	21.495	27 B.KOVACS	32.161	11	26	1:44.796	1:45.175 (12)
12	6 M.MIRALLES	18.418	27 B.KOVACS	32.725	27 B.KOVACS	21.730	26 D.SAEZ	32.288	12	27	1:45.129	1:45.129 (11)
13	27 B.KOVACS	18.513	6 M.MIRALLES	32.962	6 M.MIRALLES	21.812	6 M.MIRALLES	32.464	13	6	1:45.656	1:46.112 (13)
14	16 O.SAN EMETERIO	18.565	16 O.SAN EMETERIO	33.074	13 V.VALTONEN	21.944	13 V.VALTONEN	32.772	14	16	1:46.707	1:47.799 (15)
15	13 V.VALTONEN	18.635	13 V.VALTONEN	33.413	29 J.NUÑEZ	22.191	16 O.SAN EMETERIO	32.830	15	13	1:46.764	1:46.764 (14)
16	29 J.NUÑEZ	18.885	30 J.ZAMORANO	33.516	16 O.SAN EMETERIO	22.238	30 J.ZAMORANO	33.001	16	37	1:47.833	1:47.994 (16)
17	37 J.ESTEVE	18.887	37 J.ESTEVE	33.566	37 J.ESTEVE	22.293	12 J.LEYNINGER	33.008	17	30	1:47.839	1:48.351 (17)
18	30 J.ZAMORANO	18.977	4 J.ARTIME	33.602	30 J.ZAMORANO	22.345	62 N.EDGELEY	33.021	18	12	1:48.362	1:48.580 (18)
19	4 J.ARTIME	19.180	12 J.LEYNINGER	33.767	12 J.LEYNINGER	22.398	37 J.ESTEVE	33.087	19	4	1:48.611	1:49.206 (20)
20	12 J.LEYNINGER	19.189	17 M.CORTES	33.943	4 J.ARTIME	22.464	4 J.ARTIME	33.365	20	29	1:48.625	1:48.684 (19)
21	62 N.EDGELEY	19.278	62 N.EDGELEY	33.944	62 N.EDGELEY	22.540	29 J.NUÑEZ	33.459	21	62	1:48.783	1:49.251 (21)
22	49 R.TORRAS	19.450	29 J.NUÑEZ	34.090	49 R.TORRAS	22.710	17 M.CORTES	33.529	22	17	1:49.721	1:50.112 (22)
23	17 M.CORTES	19.470	49 R.TORRAS	34.283	17 M.CORTES	22.779	49 R.TORRAS	33.684	23	49	1:50.127	1:50.364 (23)
24	66 P.LE GALLO	19.472	73 F.VERCHERE	34.571	66 P.LE GALLO	22.964	73 F.VERCHERE	33.910	24	66	1:51.588	1:52.336 (26)
25	11 P.GARCIA	19.978	66 P.LE GALLO	34.643	73 F.VERCHERE	23.124	11 P.GARCIA	33.955	25	73	1:51.635	1:51.776 (24)
26	73 F.VERCHERE	20.030	11 P.GARCIA	35.005	11 P.GARCIA	23.174	24 A.DALL	34.509	26	11	1:52.112	1:52.201 (25)
27	24 A.DALL	20.231	24 A.DALL	35.077	24 A.DALL	23.473	66 P.LE GALLO	34.509	27	24	1:53.290	1:53.729 (27)



SBK ESBK CIRCUIT DE BARCELONA-CATALUNYA Entrenamiento Cronometrado

Best Top Speed

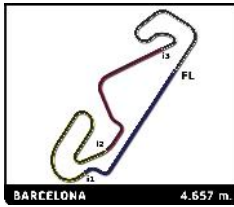
No Rider	Team	Class	Top 1		Top 2		Top 3		Top 4		Top 5		Avg
			Kph	Lap	Kph	Lap	Kph	Lap	Kph	Lap	Kph	Lap	
6 Marc MIRALLES	BMW EASYRACE TEAM	Open1000	308.9	9	303.7	2	302.0	10	301.2	4	301.2	3	303.4
81 Jordi TORRES	TEAM HONDA LAGLISSE	SBK	308.0	13	308.0	3	307.1	12	306.3	4	305.4	11	307.0
1 Roman RAMOS	KAWASAKI PALMETO PL RACING	SBK	304.5	13	302.8	11	299.5	12	298.7	10	298.7	4	300.8
26 Daniel SAEZ	ALMA RACING TEAM	Open1000	304.5	3	304.5	2	301.2	10	300.3	5	300.3	4	302.2
51 Eric GRANADO	TEAM HONDA LAGLISSE	SBK	304.5	5	303.7	10	303.7	4	302.0	13	302.0	12	303.2
99 Oscar GUTIERREZ	SP57 RACING TEAM	SBK	303.7	3	302.0	4	300.3	2	298.7	5	292.3	7	299.4
31 Carmelo MORALES	CARDOSO RACING	SBK	302.8	3	299.5	2	297.0	11	294.6	7	293.8	10	297.5
4 Javier ARTIME	TEAM HONDA LAGLISSE	Open1000	302.0	3	298.7	5	298.7	2	297.9	12	297.9	4	299.0
55 Alejandro MEDINA	TEAM SPEED RACING	SBK	301.2	3	300.3	2	299.5	13	297.9	12	297.0	4	299.2
27 Balint KOVACS	NEW2 PROJECT	Open1000	300.3	2	192.1	1							246.2
29 Juan Jose NUÑEZ	KAWASAKI PALMETO PL RACING	Open1000	300.3	4	299.5	14	298.7	13	298.7	11	298.7	10	299.2
61 Alessandro ZACCONE	ETG RACING	SBK	300.3	11	300.3	4	299.5	3	298.7	8	297.9	7	299.3
75 Ivo LOPES	BMW EASYRACE TEAM	SBK	300.3	11	299.5	4	297.9	2	295.4	9	294.6	8	297.5
94 Naomichi URAMOTO	JEG RACING	SBK	300.3	11	298.7	3	297.0	9	297.0	2	295.4	4	297.7
13 Ville VALTONEN	SENSETEC OY	Open1000	297.7	13	297.9	2	297.0	5	297.0	4	296.2	14	297.4
57 Christian PALOMARES	TEAM SPEED RACING	Open1000	297.0	2	295.4	11	295.4	4	293.8	8	292.3	10	294.8
66 Philippe LE GALLO	TEAM HONDA LAGLISSE	Open1000	295.4	2	294.6	10	293.0	4	292.3	8	291.5	9	293.4
12 Julien LEYNINGER	LCR SUPERBIKE	Open1000	294.6	3	293.0	4	291.5	2	290.7	7	289.9	9	291.9
16 Oscar SAN EMETERIO	MDR SPAIN CIRCUITS	Open1000	293.0	3	291.5	2	289.9	10	287.6	9	287.6	8	289.9
49 Raül TORRAS	TOLL RACING TEAM	Open1000	293.0	3	291.5	4	291.5	2	287.6	11	287.6	8	290.2
62 Nicholas P. EDGELEY	MONEX TEAM EDGE RST	Open1000	293.0	9	292.3	12	292.3	10	291.5	2	289.1	4	291.6
30 Joan ZAMORANO	ETG RACING	Open1000	291.5	3	289.1	2	288.4	7	287.6	8	286.9	4	288.7
37 Jordi ESTEVE		Open1000	290.7	7	290.7	3	290.7	2	289.9	8	289.9	5	290.4
17 Miguel CORTES	MDR SPAIN CIRCUITS	Open1000	288.4	2	280.9	4	279.5	7	277.3	6	272.5	5	279.7
73 Florent VERCHERE	LCR SUPERBIKE	Open1000	278.8	4	278.8	6	276.6	5	276.6	7	275.2	3	277.2
11 Pablo GARCIA	FIFTY MOTOR SPORT	Open1000	278.1	10	278.1	4	277.3	2	276.6	5	276.6	3	277.3
24 Anacleto DALL	GV STRATOS	Open1000	273.9	8	272.5	5	271.8	6	271.8	7	271.8	9	272.4



SBK
ESBK CIRCUIT DE BARCELONA-CATALUNYA
Entrenamiento Cronometrado

Fastest Lap Sequence

Elapsed	No Rider	Team	Bike	Class	Time	Kph	Lap
3:43.470	51 Eric GRANADO	TEAM HONDA LAGLISSE	HONDA	SBK	1:44.714	160.1	2
3:45.566	81 Jordi TORRES	TEAM HONDA LAGLISSE	HONDA	SBK	1:43.526	161.9	2
5:28.743	81 Jordi TORRES	TEAM HONDA LAGLISSE	HONDA	SBK	1:43.177	162.5	3
19:51.878	81 Jordi TORRES	TEAM HONDA LAGLISSE	HONDA	SBK	1:42.929	162.9	7
24:05.756	51 Eric GRANADO	TEAM HONDA LAGLISSE	HONDA	SBK	1:42.910	162.9	9



SBK

ESBK CIRCUIT DE BARCELONA-CATALUNYA

Entrenamiento Cronometrado

Sector Analysis

— Invalidated Lap ■ Personal Best ■ Session Best B Crossing the pit lane

Lap	Time	Sector 1	Sector 2	Sector 3	Sector 4	T.SpD	Lap	Time	Sector 1	Sector 2	Sector 3	Sector 4	T.SpD	
1	Roman RAMOS						ESP	10	1:54.112	20.030	35.367	24.056	34.659	278.1
	KAWASAKI PALMETO PL RACING						KAWASAKI	11	2:42.078B	24.178	45.993	30.100	1:01.807	262.6
1	4:22.584B	2:40.441	34.481	22.449	45.213	175.1								
2	3:46.833	2:20.612	32.808	21.638	31.775	200.6								
3	1:43.472	18.336	32.298	21.205	31.633	297.9								
4	1:44.321	18.267	32.150	21.908	31.996	298.7								
5	1:43.770	18.289	32.303	21.455	31.723	295.4								
6	1:58.362B	18.911	33.356	21.594	44.501	293.8								
7	4:23.708	2:56.381	33.182	21.585	32.560	162.8								
8	1:43.802	18.210	32.208	21.338	32.046	297.0								
9	<u>1:58.255</u>	20.863	36.300	21.717	39.375	296.2								
10	1:43.806	18.159	32.350	21.415	31.882	298.7								
11	1:48.412	18.020	32.631	21.599	36.162	302.8								
12	1:48.229	18.431	32.677	21.427	35.694	299.5								
13	<u>1:51.622</u>	19.666	34.891	21.647	35.418	304.5								
12	Julien LEYNINGER						FRA							
	LCR SUPERBIKE						YAMAHA							
1	4:17.447	2:44.005	35.898	23.383	34.161	166.5								
2	1:49.506	19.458	34.067	22.736	33.245	291.5								
3	1:48.580	19.277	33.894	22.401	33.008	294.6								
4	2:07.649B	19.395	34.562	22.398	51.294	293.0								
5	3:52.658	2:19.775	35.729	23.219	33.935	167.5								
6	1:48.727	19.192	33.809	22.538	33.188	289.1								
7	1:49.026	19.189	33.767	22.446	33.624	290.7								
8	1:48.976	19.491	33.796	22.445	33.244	287.6								
9	2:14.282B	19.272	37.070	25.150	52.790	289.9								
13	Ville VALTONEN						FIN							
	SENSETEC OY						BMW MOTORRAD							
1	2:44.764	1:11.722	36.258	23.329	33.455	164.0								
2	1:50.667	18.890	34.646	23.040	34.091	297.9								
3	1:47.552	18.945	33.695	22.074	32.838	296.2								
4	1:47.934	18.745	33.614	22.007	33.568	297.0								
5	1:50.010	18.755	33.918	22.889	34.448	297.0								
6	3:06.577B	19.097	1:30.923	27.443	49.114	293.0								
7	3:34.949	2:03.135	35.281	23.119	33.414	149.3								
8	1:48.362	19.219	33.881	22.238	33.024	293.0								
9	1:47.217	18.795	33.477	22.071	32.874	293.0								
10	2:03.309B	19.175	34.695	22.964	46.475	293.0								
11	3:54.237	2:22.709	35.414	22.798	33.316	129.6								
12	1:46.764	18.635	33.413	21.944	32.772	296.2								
13	1:57.118	18.680	39.435	25.806	33.197	298.7								
14	2:11.876B	19.503	37.974	24.627	49.772	296.2								
16	Oscar SAN EMETERIO						ESP							
	MDR SPAIN CIRCUITS						YAMAHA							
1	2:20.392	46.649	34.684	23.853	35.206	160.1								
2	1:47.799	18.890	33.074	22.330	33.505	291.5								
3	1:47.880	18.565	33.587	22.898	32.830	293.0								
4	1:48.029	18.946	33.631	22.238	33.214	286.9								
5	1:48.331	19.122	33.611	22.453	33.145	287.6								
6	2:10.254B	19.108	38.224	24.979	47.943	285.4								
7	14:26.735	...	35.147	22.877	33.730	143.6								
8	1:49.032	18.949	33.933	22.736	33.414	287.6								
9	1:49.113	19.199	33.818	22.676	33.420	287.6								
10	2:20.130B	23.470	40.189	22.874	53.597	289.9								
17	Miguel CORTES						ESP							
	MDR SPAIN CIRCUITS						YAMAHA							
1	2:21.147	47.422	34.993	23.401	35.331	164.2								
2	2:49.524B	19.470	33.943	22.868	1:33.243	288.4								
3	12:36.068	...	35.228	23.067	34.679	191.4								
4	1:50.112	19.652	34.152	22.779	33.529	280.9								
5	1:51.697	19.936	34.617	23.034	34.110	272.5								
6	1:52.115	19.962	34.805	23.102	34.246	277.3								
7	2:16.438B	22.716	39.491	23.372	50.859	279.5								
24	Anacleto DALL						ESP							
	GV STRATOS						YAMAHA							



SBK

ESBK CIRCUIT DE BARCELONA-CATALUNYA

Entrenamiento Cronometrado

Sector Analysis

— Invalidated Lap ■ Personal Best ■ Session Best B Crossing the pit lane

Lap	Time	Sector 1	Sector 2	Sector 3	Sector 4	T.Spd	Lap	Time	Sector 1	Sector 2	Sector 3	Sector 4	T.Spd
1	2:16.662	40.416	36.675	24.263	35.308	166.5	6	1:48.741	19.154	33.516	22.901	33.170	286.1
2	1:54.937	20.839	35.522	23.882	34.694	262.6	7	1:48.917	19.056	33.580	23.080	33.201	288.4
3	2:06.448B	20.435	35.635	23.473	46.905	268.4	8	1:49.674	19.105	34.002	22.869	33.698	287.6
4	7:26.965	5:52.242	35.708	24.163	34.852	143.1	9	2:14.220B	19.543	40.454	25.198	49.025	286.1
5	1:54.528	20.483	35.574	23.856	34.615	272.5							
6	1:54.108	20.231	35.268	23.857	34.752	271.8							
7	1:53.729	20.248	35.077	23.554	34.850	271.8							
8	1:54.168	20.427	35.446	23.786	34.509	273.9							
9	2:21.393B	20.456	35.408	23.611	1:01.918	271.8							
10	4:34.345	2:59.149	36.183	24.188	34.825	70.1							
11	1:55.847	20.751	36.032	24.388	34.676	263.2							

26 Daniel SAEZ

ALMA RACING TEAM KAWASAKI

1	2:09.817	36.645	35.508	22.918	34.746	189.1
2	1:45.175	18.519	32.646	21.722	32.288	304.5
3	1:47.569	18.428	34.815	21.811	32.515	304.5
4	1:45.648	18.728	32.880	21.672	32.368	300.3
5	1:45.408	18.512	32.840	21.615	32.441	300.3
6	1:45.599	18.367	32.932	21.784	32.516	299.5
7	2:02.654B	18.929	34.833	23.046	45.846	295.4
8	9:07.332	7:38.358	34.118	22.081	32.775	149.1
9	1:45.858	18.659	32.858	21.989	32.352	299.5
10	1:45.336	18.404	32.764	21.495	32.673	301.2
11	1:48.937	19.448	34.057	22.466	32.966	297.0
12	1:45.594	18.583	32.892	21.630	32.489	299.5
13	2:06.795B	19.220	37.184	23.533	46.858	299.5

27 Balint KOVACS

NEW2 PROJECT YAMAHA

1	2:08.966	36.892	35.931	23.045	33.098	192.1
2	1:45.129	18.513	32.725	21.730	32.161	300.3

29 Juan Jose NUÑEZ

KAWASAKI PALMETO PL RACING KAWASAKI

1	2:56.219	1:15.282	38.946	25.471	36.520	178.5
2	1:54.369	20.370	36.084	23.408	34.507	256.4
3	1:50.293	19.121	34.620	22.704	33.848	298.7
4	1:49.329	18.972	34.306	22.592	33.459	300.3
5	1:49.422	18.970	34.428	22.372	33.652	297.9
6	2:06.870B	19.263	35.003	23.064	49.540	295.4
7	4:57.283	3:23.637	35.942	23.041	34.663	108.3
8	1:50.030	19.328	34.378	22.364	33.960	296.2
9	1:48.684	18.914	34.090	22.206	33.474	297.9
10	1:48.829	18.885	34.130	22.243	33.571	298.7
11	<u>1:55.307</u>	20.162	38.601	22.786	33.758	298.7
12	1:49.182	19.011	34.427	22.266	33.478	295.4
13	1:49.014	18.964	34.296	22.191	33.563	298.7
14	1:51.036	19.263	34.968	22.764	34.041	299.5

30 Joan ZAMORANO

ETG RACING YAMAHA

1	2:53.341	1:19.153	36.011	24.128	34.049	131.9
2	1:48.432	19.240	33.782	22.345	33.065	289.1
3	1:48.351	18.977	33.763	22.610	33.001	291.5
4	2:01.992B	19.101	33.834	23.474	45.583	286.9
5	9:10.358	7:39.695	34.527	22.669	33.467	133.2

31 Carmelo MORALES

CARDOSO RACING YAMAHA

1	2:04.023	33.434	35.455	22.006	33.128	197.0
2	1:43.830	18.377	32.263	21.508	31.682	299.5
3	1:43.743	18.067	32.430	21.439	31.807	302.8
4	2:00.259B	18.955	33.268	22.442	45.594	285.4
5	6:08.672	4:29.727	40.272	23.652	35.021	171.8
6	1:43.635	18.316	32.284	21.449	31.586	293.0
7	1:44.654	18.180	32.431	21.427	32.616	294.6
8	1:59.382B	19.129	33.732	22.090	44.431	291.5
9	6:00.544	4:32.868	33.189	22.337	32.150	181.8
10	1:52.579	18.296	34.335	23.029	36.919	293.8
11	1:43.708	18.084	32.389	21.460	31.775	297.0
12	1:49.006	18.791	34.421	23.303	32.491	293.0

37 Jordi ESTEVE

YAMAHA

1	4:23.823	2:49.561	36.536	23.325	34.401	141.4
2	1:48.370	19.011	33.886	22.293	33.180	290.7
3	1:48.975	18.887	33.566	23.064	33.458	290.7
4	1:47.994	18.907	33.643	22.357	33.087	289.1
5	2:09.815B	18.947	34.497	25.858	50.513	289.9
6	12:10.835	...	34.212	23.705	33.984	162.5
7	<u>2:00.990</u>	21.112	43.601	22.673	33.604	290.7
8	1:49.030	18.894	33.796	22.684	33.656	289.9
9	1:49.398	19.424	34.222	22.360	33.392	288.4
10	<u>3:02.116B</u>	24.961	46.085	55.944	55.126	289.1

49 Raül TORRAS

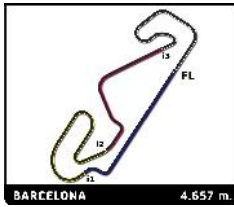
TOLL RACING TEAM HONDA

1	2:43.370	1:07.401	36.918	23.941	35.110	174.2
2	1:52.899	19.897	34.830	22.724	35.448	291.5
3	1:50.871	19.450	34.609	22.839	33.973	293.0
4	1:50.364	19.658	34.312	22.710	33.684	291.5
5	<u>2:12.316B</u>	23.791	36.113	23.012	49.400	275.2
6	9:37.702	8:04.641	35.408	23.395	34.258	154.7
7	1:51.012	19.686	34.453	22.900	33.973	286.9
8	1:50.634	19.499	34.525	22.726	33.884	287.6
9	1:50.444	19.707	34.283	22.728	33.726	285.4
10	1:55.214	20.109	36.213	23.936	34.956	276.6
11	2:09.185B	19.817	36.009	24.093	49.266	287.6

51 Eric GRANADO

TEAM HONDA LAGLISSE HONDA

1	1:58.756	27.294	35.373	22.810	33.279	192.1
2	1:44.714	18.712	32.693	21.416	31.893	299.5
3	1:44.052	18.512	32.505	21.294	31.741	302.0
4	1:46.466	18.295	33.934	22.154	32.083	303.7
5	1:43.939	18.165	32.539	21.240	31.995	304.5
6	<u>2:05.852B</u>	21.089	37.003	21.535	46.225	300.3
7	9:35.572	8:02.866	36.683	23.048	32.975	111.4
8	1:43.495	18.386	32.413	21.198	31.498	299.5



SBK

ESBK CIRCUIT DE BARCELONA-CATALUNYA

Entrenamiento Cronometrado

Sector Analysis

— Invalidated Lap ■ Personal Best ■ Session Best B Crossing the pit lane

Lap	Time	Sector 1	Sector 2	Sector 3	Sector 4	T.Spd	Lap	Time	Sector 1	Sector 2	Sector 3	Sector 4	T.Spd
9	1:42.910	18.133	32.152	21.140	31.485	302.0	4	1:49.251	19.454	34.104	22.672	33.021	289.1
10	1:43.195	18.101	32.204	21.315	31.575	303.7	5	2:12.837B	19.566	34.891	27.110	51.270	283.9
11	1:43.558	18.173	32.218	21.194	31.973	302.0	6	7:56.839	6:22.897	36.235	23.400	34.307	153.6
12	2:24.228	43.515	45.996	22.428	32.289	302.0	7	1:51.357	19.714	34.310	23.151	34.182	286.9
13	2:06.826B	21.224	36.380	22.043	47.179	302.0	8	1:53.308	19.987	34.483	24.649	34.189	283.1

55 Alejandro MEDINA ESP
TEAM SPEED RACING KAWASAKI

1	2:32.469	1:03.538	34.145	22.388	32.398	192.4
2	1:44.553	18.435	32.281	21.558	32.279	300.3
3	1:44.750	18.498	32.400	21.561	32.291	301.2
4	2:00.996B	19.049	33.301	22.079	46.567	297.0
5	4:40.652	3:12.876	33.324	22.059	32.393	204.7
6	1:44.547	18.640	32.445	21.580	31.882	291.5
7	1:44.633	18.634	32.434	21.631	31.934	293.8
8	2:03.698B	19.165	34.034	22.399	48.100	294.6
9	4:57.753	3:28.352	33.748	22.518	33.135	179.4
10	1:44.256	18.491	32.499	21.416	31.850	293.8
11	1:44.353	18.371	32.419	21.653	31.910	295.4
12	2:02.855	21.294	42.733	23.442	35.386	297.9
13	1:48.040	18.642	33.112	23.203	33.083	299.5

57 Christian PALOMARES ESP
TEAM SPEED RACING KAWASAKI

1	2:29.720	59.205	35.656	22.063	32.796	194.1
2	1:57.249	18.657	32.699	24.168	41.725	297.0
3	1:45.386	18.871	32.774	21.631	32.110	291.5
4	1:44.696	18.451	32.504	21.579	32.162	295.4
5	1:49.579	18.738	34.292	22.883	33.666	287.6
6	1:58.330B	18.851	33.124	22.192	44.163	284.6
7	7:58.536	6:31.213	33.238	21.744	32.341	201.7
8	1:43.896	18.431	32.241	21.428	31.796	293.8
9	1:58.297	19.663	40.422	21.914	36.298	292.3
10	1:44.088	18.410	32.428	21.443	31.807	292.3
11	1:44.644	18.406	32.508	21.697	32.033	295.4
12	2:01.253B	19.472	35.141	22.237	44.403	287.6
13	2:38.105	58.500	41.091	23.980	34.534	195.5

61 Alessandro ZACCONE ITA
ETG RACING YAMAHA

1	2:08.679	39.634	33.993	22.335	32.717	190.7
2	1:44.373	18.615	32.445	21.446	31.867	297.0
3	1:43.618	18.149	32.342	21.329	31.798	299.5
4	1:43.787	18.266	32.334	21.390	31.797	300.3
5	2:02.885B	19.509	34.285	22.195	46.896	291.5
6	12:12.875	...	34.606	22.194	31.871	189.7
7	1:43.622	18.211	32.153	21.315	31.943	297.9
8	1:43.910	18.298	32.332	21.365	31.915	298.7
9	1:44.716	18.224	32.642	21.754	32.096	297.0
10	1:59.095	20.071	38.699	26.903	33.422	297.0
11	2:01.184B	18.442	33.281	22.071	47.390	300.3

62 Nicholas P. EDGELEY GBR
MONEX TEAM EDGE RST BMW MOTORRAD

1	2:38.494	1:04.044	36.469	23.456	34.525	189.1
2	1:49.602	19.466	34.028	22.815	33.293	291.5
3	1:49.403	19.520	33.944	22.540	33.399	286.1

66 Philippe LE GALLO FRA
TEAM HONDA LAGLISSE HONDA

1	1:49.647	19.278	34.006	22.949	33.414	293.0
10	1:49.613	19.290	34.018	22.812	33.493	292.3
11	2:00.491	20.921	35.672	28.409	35.489	233.8
12	2:13.766B	19.436	34.512	24.044	55.774	292.3

66 Philippe LE GALLO FRA
TEAM HONDA LAGLISSE HONDA

1	2:59.285	1:23.519	36.335	24.039	35.392	170.4
2	1:53.176	20.007	35.024	23.362	34.783	295.4
3	1:53.171	19.472	35.205	23.561	34.933	290.7
4	1:53.780	19.816	35.300	23.769	34.895	293.0
5	1:54.175	20.040	35.588	23.600	34.947	288.4
6	2:13.288B	19.954	36.194	25.702	51.438	289.9
7	9:47.854	8:13.075	35.626	23.738	35.415	118.0
8	1:52.375	19.590	35.073	23.203	34.509	292.3
9	1:52.336	19.612	34.643	23.391	34.690	291.5
10	2:00.652	19.579	34.732	22.964	43.377	294.6
11	2:23.674B	24.011	42.102	26.984	50.577	275.9

73 Florent VERCHERE FRA
LCR SUPERBIKE YAMAHA

1	4:08.805	2:35.739	35.310	23.350	34.406	189.4
2	1:53.186	20.380	35.141	23.279	34.386	274.5
3	1:52.590	20.295	34.836	23.217	34.242	275.2
4	1:52.707	20.082	35.179	23.223	34.223	278.8
5	1:52.573	20.159	35.032	23.189	34.193	276.6
6	1:52.297	20.251	34.617	23.136	34.293	278.8
7	1:51.776	20.171	34.571	23.124	33.910	276.6
8	2:05.298B	20.030	34.727	23.263	47.278	273.9

75 Ivo LOPES PRT
BMW EASYRACE TEAM BMW MOTORRAD

1	2:29.143	58.813	35.519	22.048	32.763	172.6
2	2:09.218B	18.302	32.871	27.164	50.881	297.9
3	2:43.099	1:13.489	33.170	22.738	33.702	146.3
4	1:45.347	18.401	32.821	21.965	32.160	299.5
5	2:01.023B	18.491	32.496	21.451	48.585	293.8
6	6:33.718	5:03.320	35.501	22.209	32.688	114.0
7	1:44.577	18.409	32.493	21.494	32.181	293.8
8	1:44.270	18.249	32.520	21.588	31.913	294.6
9	1:58.651B	18.237	32.773	21.702	45.939	295.4
10	5:40.722	4:08.575	35.331	21.923	34.893	154.0
11	1:44.654	18.240	32.424	21.466	32.524	300.3

81 Jordi TORRES ESP
TEAM HONDA LAGLISSE HONDA

1	2:02.040	32.327	35.602	22.004	32.107	199.9
2	1:43.526	18.206	32.425	21.211	31.684	304.5
3	1:43.177	18.075	32.259	21.111	31.732	308.0
4	1:44.008	18.046	32.471	21.510	31.981	306.3
5	2:01.432B	18.130	32.977	21.484	48.841	305.4
6	8:54.766	7:21.919	35.822	23.102	33.923	168.0



SBK

ESBK CIRCUIT DE BARCELONA-CATALUNYA

Entrenamiento Cronometrado

Sector Analysis

— Invalidated Lap ■ Personal Best ■ Session Best B Crossing the pit lane

Lap	Time	Sector 1	Sector 2	Sector 3	Sector 4	T.Sp	Lap	Time	Sector 1	Sector 2	Sector 3	Sector 4	T.Sp
7	1:42.929	18.231	32.114	21.064	31.520	300.3							
8	1:42.957	18.132	32.151	21.151	31.523	303.7							
9	1:43.301	18.067	32.294	21.114	31.826	304.5							
10	1:56.943	18.256	41.757	24.093	32.837	305.4							
11	1:49.198	18.058	32.333	21.169	37.638	305.4							
12	1:44.766	17.963	32.396	21.317	33.090	307.1							
13	1:44.020	17.969	32.490	21.415	32.146	308.0							

94 **Naomichi URAMOTO** JPN
JEG RACING

1	2:03.149	33.095	35.647	22.084	32.323	200.2
2	1:44.310	18.413	32.408	21.611	31.878	297.0
3	1:44.099	18.220	32.432	21.393	32.054	298.7
4	2:00.766 B	19.551	33.169	21.784	46.262	295.4
5	5:33.222	3:47.159	36.248	36.447	33.368	193.5
6	2:00.200 B	18.472	32.235	21.480	48.013	293.0
7	5:45.731	4:13.315	36.173	23.283	32.960	139.6
8	1:43.618	18.300	32.238	21.322	31.758	293.8
9	2:01.359 B	19.515	33.638	21.907	46.299	297.0
10	4:09.851	2:39.711	33.664	22.897	33.579	160.4
11	1:45.258	18.286	32.806	22.085	32.081	300.3

99 **Oscar GUTIERREZ** ESP
SP57 RACING TEAM YAMAHA

1	2:33.944	56.236	35.276	25.711	36.721	157.1
2	1:44.455	18.519	32.670	21.430	31.836	300.3
3	1:44.087	18.580	32.422	21.364	31.721	303.7
4	1:48.610	18.377	34.118	22.573	33.542	302.0
5	2:01.741 B	18.394	33.484	22.669	47.194	298.7
6	6:46.069	5:12.237	36.677	23.599	33.556	161.8
7	11:29.514	9:57.757	35.832	22.979	32.946	292.3
8	<u>1:55.453</u>	25.002	36.257	21.807	32.387	244.9

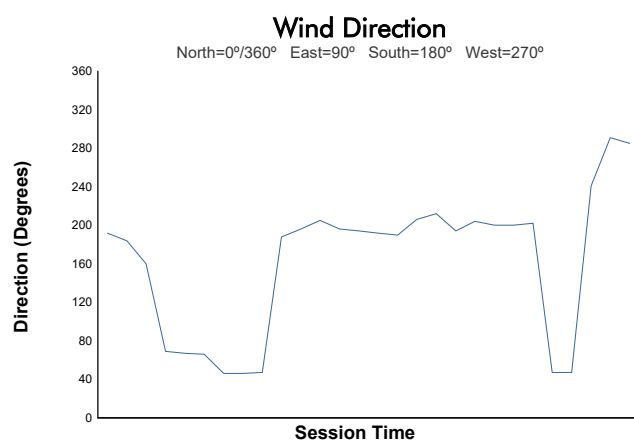
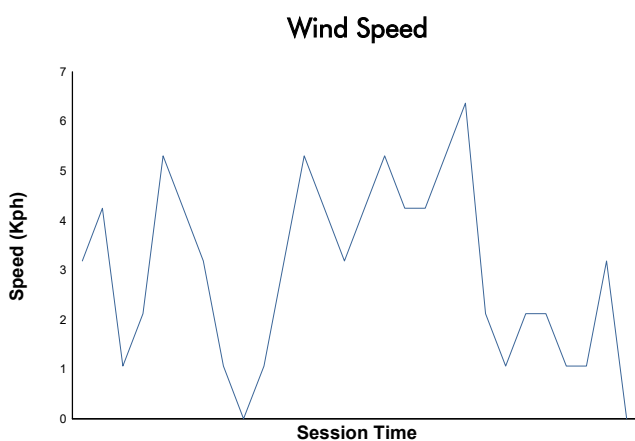
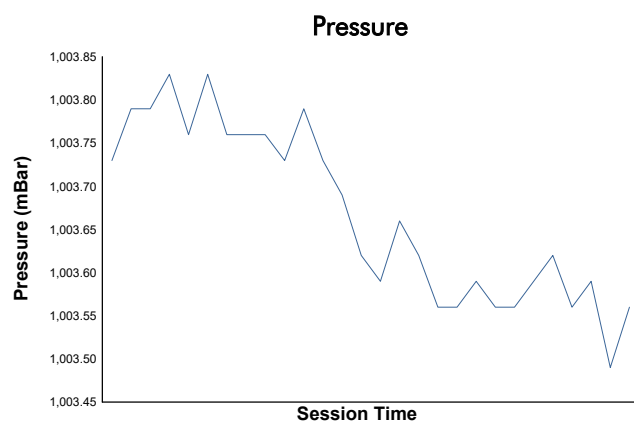
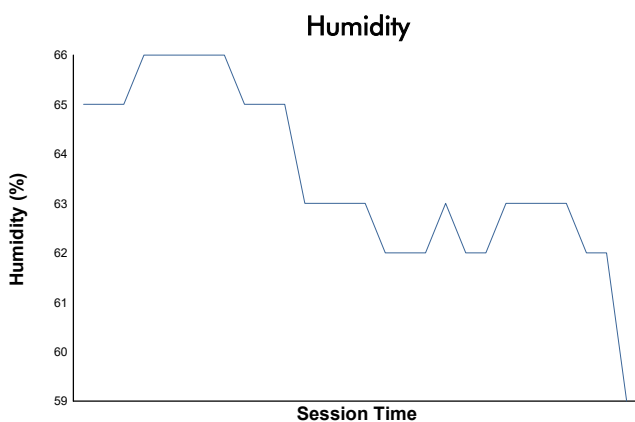
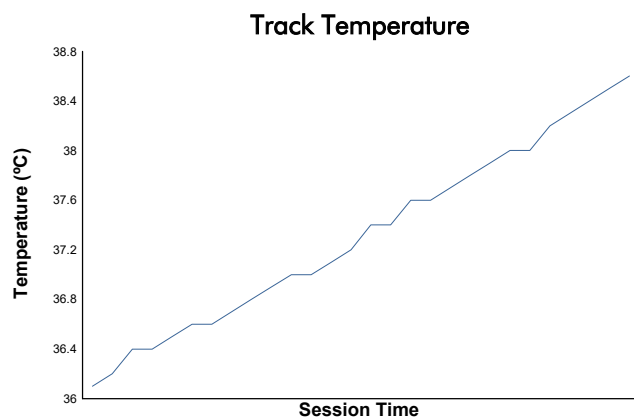
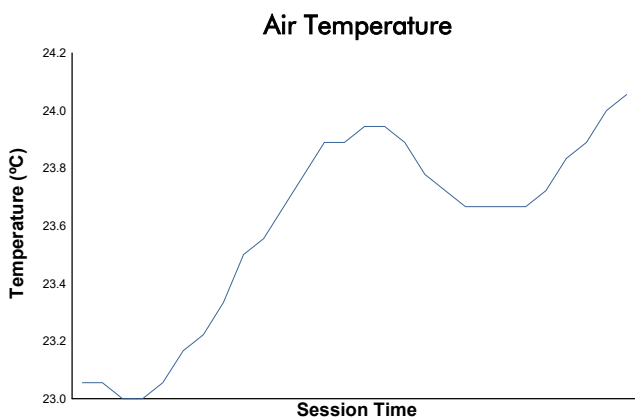


ESBK CIRCUIT DE BARCELONA-CATALUNYA

SBK

Entrenamiento Cronometrado

Weather Report



Track Status: **DRY**