

# SBK

## ESBK CIRCUIT DE BARCELONA-CATALUNYA

### Carrera 1 (16 Laps, 74.5 km.)

### Classification

No	Rider	Nat	Team	Bike	Tires	Cl.	Laps	Total Time	Gap	Kph	Best Lap		
											Lap	Time	Kph
1	81 Jordi TORRES	ESP	TEAM HONDA LAGLISSE	HONDA	DUNLOP	SBK	16	<b>27:50.016</b>	-	160.6	4	<b>1:43.574</b>	161.9
2	51 Eric GRANADO	BRA	TEAM HONDA LAGLISSE	HONDA	DUNLOP	SBK	16	<b>27:57.870</b>	+7.854	159.9	6	<b>1:43.671</b>	161.7
3	1 Roman RAMOS	ESP	KAWASAKI PALMETO FL RACING	KAWASAKI	MICHELIN	SBK	16	<b>28:00.409</b>	+10.393	159.6	2	<b>1:44.094</b>	161.1
4	31 Carmelo MORALES	ESP	CARDOSO RACING	YAMAHA	MICHELIN	SBK	16	<b>28:01.911</b>	+11.895	159.5	7	<b>1:44.540</b>	160.4
5	61 Alessandro ZACCONE	ITA	ETG RACING	YAMAHA	DUNLOP	SBK	16	<b>28:06.301</b>	+16.285	159.1	4	<b>1:44.402</b>	160.6
6	99 Oscar GUTIERREZ	ESP	SP57 RACING TEAM	YAMAHA	MICHELIN	SBK	16	<b>28:10.463</b>	+20.447	158.7	3	<b>1:44.774</b>	160.0
7	75 Ivo LOPES	PRT	BMW EASYRACE TEAM	BMW MOTORRAD	DUNLOP	SBK	16	<b>28:10.611</b>	+20.595	158.7	4	<b>1:44.528</b>	160.4
8	94 Naomichi URAMOTO	JPN	JEG RACING		PIRELLI	SBK	16	<b>28:12.250</b>	+22.234	158.5	7	<b>1:44.529</b>	160.4
9	57 Christian PALOMARES	ESP	TEAM SPEED RACING	KAWASAKI	MICHELIN	Open10C	16	<b>28:18.798</b>	+28.782	157.9	2	<b>1:45.240</b>	159.3
10	26 Daniel SAEZ	ESP	ALMA RACING TEAM	KAWASAKI	MICHELIN	Open10C	16	<b>28:30.674</b>	+40.658	156.8	12	<b>1:46.235</b>	157.8
11	27 Balint KOVACS	HUN	NEW2 PROJECT	YAMAHA	PIRELLI	Open10C	16	<b>28:35.271</b>	+45.255	156.4	2	<b>1:45.363</b>	159.1
12	6 Marc MIRALLES	ESP	BMW EASYRACE TEAM	BMW MOTORRAD	DUNLOP	Open10C	16	<b>28:44.979</b>	+54.963	155.5	6	<b>1:46.700</b>	157.1
13	30 Joan ZAMORANO	ESP	ETG RACING	YAMAHA	DUNLOP	Open10C	16	<b>28:57.279</b>	+1:07.263	154.4	2	<b>1:47.851</b>	155.4
14	37 Jordi ESTEVE	ESP		YAMAHA	MICHELIN	Open10C	16	<b>29:04.922</b>	+1:14.906	153.7	3	<b>1:47.578</b>	155.8
15	16 Oscar SAN EMETERIO	ESP	MDR SPAIN CIRCUITS	YAMAHA	MICHELIN	Open10C	16	<b>29:15.735</b>	+1:25.719	152.8	4	<b>1:47.739</b>	155.6
16	29 Juan Jose NUÑEZ	ESP	KAWASAKI PALMETO FL RACING	KAWASAKI	MICHELIN	Open10C	16	<b>29:20.731</b>	+1:30.715	152.3	16	<b>1:49.186</b>	153.5
17	12 Julien LEYNINGER	FRA	LCR SUPERBIKE	YAMAHA	DUNLOP	Open10C	16	<b>29:23.103</b>	+1:33.087	152.1	7	<b>1:49.350</b>	153.3
18	4 Javier ARTIME	ESP	TEAM HONDA LAGLISSE	HONDA	DUNLOP	Open10C	16	<b>29:41.997</b>	+1:51.981	150.5	14	<b>1:50.128</b>	152.2
19	62 Nicholas P. EDGELEY	GBR	MONEX TEAM EDGE RST	BMW MOTORRAD	PIRELLI	Open10C	15	<b>27:54.287</b>		150.2	8	<b>1:50.165</b>	152.2
20	13 Ville VALTONEN	FIN	SENSETEC OY	BMW MOTORRAD	PIRELLI	Open10C	15	<b>27:57.159</b>	1 Lap	149.9	4	<b>1:47.787</b>	155.5
21	49 Raúl TORRAS	ESP	TOLL RACING TEAM	HONDA	DUNLOP	Open10C	15	<b>28:03.911</b>	1 Lap	149.3	3	<b>1:50.593</b>	151.6
22	73 Florent VERCHERE	FRA	LCR SUPERBIKE	YAMAHA	DUNLOP	Open10C	15	<b>28:16.185</b>	1 Lap	148.3	3	<b>1:51.676</b>	150.1
23	66 Philippe LE GALLO	FRA	TEAM HONDA LAGLISSE	HONDA	DUNLOP	Open10C	15	<b>28:19.674</b>	1 Lap	148.0	6	<b>1:51.617</b>	150.2
24	24 Anacleto DALL	ESP	GV STRATOS	YAMAHA	MICHELIN	Open10C	15	<b>28:27.055</b>	1 Lap	147.3	4	<b>1:52.148</b>	149.5
25	11 Pablo GARCIA	ESP	FIFTY MOTOR SPORT	YAMAHA	MICHELIN	Open10C	15	<b>29:10.637</b>	1 Lap	143.6	6	<b>1:53.500</b>	147.7
<b>Retired</b>													
17	Miguel CORTES	ESP	MDR SPAIN CIRCUITS	YAMAHA	MICHELIN	Open10C	10	<b>18:50.210</b>			3	<b>1:50.773</b>	151.3
55	Alejandro MEDINA	ESP	TEAM SPEED RACING	KAWASAKI	MICHELIN	SBK	1	<b>1:48.583</b>					

#### Pole Position:

Eric GRANADO **1:42.910** 162.9 Kph

#### Fastest Lap:

Lap4 Jordi TORRES **1:43.574** 161.9 Kph

Published at: .....

Track Status: **DRY**

<b>Race Director:</b>	<b>Timekeeper:</b> Denís del Pozo López 565410-B
-----------------------	--



# SBK

## ESBK CIRCUIT DE BARCELONA-CATALUNYA

### Carrera 1 (16 Laps, 74.5 km.)

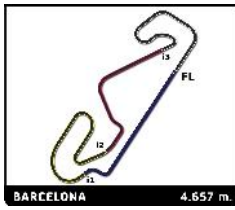
### Classification by Class

No	Rider	Nat	Team	Bike	Laps	Total Time	Gap	Kph	Best Lap			
									Lap	Time	Kph	
<b>Open1000</b>												
1	57 Christian PALOMARES	ESP	TEAM SPEED RACING	KAWASAKI	16	<b>28:18.798</b>		157.9	2	<b>1:45.240</b>	159.3	
2	26 Daniel SAEZ	ESP	ALMA RACING TEAM	KAWASAKI	16	<b>28:30.674</b>	+11.876	156.8	12	<b>1:46.235</b>	157.8	
3	27 Balint KOVACS	HUN	NEW2 PROJECT	YAMAHA	16	<b>28:35.271</b>	+16.473	156.4	2	<b>1:45.363</b>	159.1	
4	6 Marc MIRALLES	ESP	BMW EASYRACE TEAM	BMW MOTORRAD	16	<b>28:44.979</b>	+26.181	155.5	6	<b>1:46.700</b>	157.1	
5	30 Joan ZAMORANO	ESP	ETG RACING	YAMAHA	16	<b>28:57.279</b>	+38.481	154.4	2	<b>1:47.851</b>	155.4	
6	37 Jordi ESTEVE	ESP		YAMAHA	16	<b>29:04.922</b>	+46.124	153.7	3	<b>1:47.578</b>	155.8	
7	16 Oscar SAN EMETERIO	ESP	MDR SPAIN CIRCUITS	YAMAHA	16	<b>29:15.735</b>	+56.937	152.8	4	<b>1:47.739</b>	155.6	
8	29 Juan Jose NUÑEZ	ESP	KAWASAKI PALMETO PL RACING	KAWASAKI	16	<b>29:20.731</b>	+1'01.933	152.3	16	<b>1:49.186</b>	153.5	
9	12 Julien LEYNINGER	FRA	LCR SUPERBIKE	YAMAHA	16	<b>29:23.103</b>	+1'04.305	152.1	7	<b>1:49.350</b>	153.3	
10	4 Javier ARTIME	ESP	TEAM HONDA LAGLISSE	HONDA	16	<b>29:41.997</b>	+1'23.199	150.5	14	<b>1:50.128</b>	152.2	
11	62 Nicholas P. EDGELEY	GBR	MONEX TEAM EDGE RST	BMW MOTORRAD	15	<b>27:54.287</b>	1 Lap	150.2	8	<b>1:50.165</b>	152.2	
12	13 Ville VALTONEN	FIN	SENSETEC OY	BMW MOTORRAD	15	<b>27:57.159</b>	1 Lap	149.9	4	<b>1:47.787</b>	155.5	
13	49 Raül TORRAS	ESP	TOLL RACING TEAM	HONDA	15	<b>28:03.911</b>	1 Lap	149.3	3	<b>1:50.593</b>	151.6	
14	73 Florent VERCHERE	FRA	LCR SUPERBIKE	YAMAHA	15	<b>28:16.185</b>	1 Lap	148.3	3	<b>1:51.676</b>	150.1	
15	66 Philippe LE GALLO	FRA	TEAM HONDA LAGLISSE	HONDA	15	<b>28:19.674</b>	1 Lap	148.0	6	<b>1:51.617</b>	150.2	
16	24 Anacleto DALL	ESP	GV STRATOS	YAMAHA	15	<b>28:27.055</b>	1 Lap	147.3	4	<b>1:52.148</b>	149.5	
17	11 Pablo GARCIA	ESP	FIFTY MOTOR SPORT	YAMAHA	15	<b>29:10.637</b>	1 Lap	143.6	6	<b>1:53.500</b>	147.7	
<b>Retired</b>												
	17 Miguel CORTES	ESP	MDR SPAIN CIRCUITS	YAMAHA	10	<b>18:50.210</b>	6 Laps		3	<b>1:50.773</b>	151.3	
<b>SBK</b>												
1	81 Jordi TORRES	ESP	TEAM HONDA LAGLISSE	HONDA	16	<b>27:50.016</b>		160.6	4	<b>1:43.574</b>	161.9	
2	51 Eric GRANADO	BRA	TEAM HONDA LAGLISSE	HONDA	16	<b>27:57.870</b>	+7.854	159.9	6	<b>1:43.671</b>	161.7	
3	1 Roman RAMOS	ESP	KAWASAKI PALMETO PL RACING	KAWASAKI	16	<b>28:00.409</b>	+10.393	159.6	2	<b>1:44.094</b>	161.1	
4	31 Carmelo MORALES	ESP	CARDOSO RACING	YAMAHA	16	<b>28:01.911</b>	+11.895	159.5	7	<b>1:44.540</b>	160.4	
5	61 Alessandro ZACCONI	ITA	ETG RACING	YAMAHA	16	<b>28:06.301</b>	+16.285	159.1	4	<b>1:44.402</b>	160.6	
6	99 Oscar GUTIERREZ	ESP	SP57 RACING TEAM	YAMAHA	16	<b>28:10.463</b>	+20.447	158.7	3	<b>1:44.774</b>	160.0	
7	75 Ivo LOPES	PRT	BMW EASYRACE TEAM	BMW MOTORRAD	16	<b>28:10.611</b>	+20.595	158.7	4	<b>1:44.528</b>	160.4	
8	94 Naomichi URAMOTO	JPN	JEG RACING		16	<b>28:12.250</b>	+22.234	158.5	7	<b>1:44.529</b>	160.4	
<b>Retired</b>												
	55 Alejandro MEDINA	ESP	TEAM SPEED RACING	KAWASAKI	1	<b>1:48.583</b>	15 Laps					

Published at: .....

Track Status: **DRY**

<b>Race Director:</b>	<b>Timekeeper:</b> Denís del Pozo López 565410-B
-----------------------	--



# SBK ESBK CIRCUIT DE BARCELONA-CATALUNYA

## Carrera 1

### Lap Chart

No	Pos	Grid	Lap															
			1	2	3	4	5	6	7	8	9	10	11	12	13	14	15	16
51	<b>1</b>	51	81	81	81	81	81	81	81	81	81	81	81	81	81	81	81	81
81	<b>2</b>	81	1	1	51	51	51	51	51	51	51	51	51	51	51	51	51	51
1	<b>3</b>	1	31	51	1	1	1	1	1	1	1	1	1	1	1	1	1	1
61	<b>4</b>	61	55	31	31	31	31	31	31	31	31	31	31	31	31	31	31	31
94	<b>5</b>	94	51	94	61	61	61	61	61	61	61	61	61	61	61	61	61	61
31	<b>6</b>	31	94	61	94	94	94	94	94	94	94	94	94	94	75	75	99	99
57	<b>7</b>	57	61	99	99	75	75	75	75	75	75	75	75	75	94	94	75	75
99	<b>8</b>	99	99	75	75	99	99	99	99	99	99	99	99	99	99	99	99	94
55	<b>9</b>	55	75	57	57	57	57	57	57	57	57	57	57	57	57	57	57	57
75	<b>10</b>	75	57	27	27	27	27	27	27	27	27	27	27	26	26	26	26	26
27	<b>11</b>	27	27	6	26	26	26	26	26	26	26	26	26	27	27	27	27	27
26	<b>12</b>	26	6	26	6	6	6	6	6	6	6	6	6	6	6	6	6	6
6	<b>13</b>	6	26	37	37	37	37	30	30	30	30	30	30	30	30	30	30	30
13	<b>14</b>	13	37	30	30	30	30	37	37	16	37	37	37	37	37	37	37	37
16	<b>15</b>	16	30	16	16	16	16	16	37	16	16	16	16	16	16	16	16	16
37	<b>16</b>	37	16	12	12	12	12	12	12	12	12	12	12	12	12	12	12	29
30	<b>17</b>	30	12	29	29	29	29	29	29	29	29	29	29	29	29	29	29	12
12	<b>18</b>	12	4	4	4	4	4	4	4	4	4	4	4	4	4	4	4	4
29	<b>19</b>	29	29	17	17	17	49	49	49	62	62	62	62	62	62	62	62	62
4	<b>20</b>	4	17	49	49	49	17	62	62	49	49	49	49	49	13	13	13	13
62	<b>21</b>	62	49	62	62	62	62	17	17	17	17	13	13	13	49	49	49	49
17	<b>22</b>	17	62	73	73	73	73	73	73	73	13	73	73	73	73	73	73	73
49	<b>23</b>	49	73	66	66	66	66	66	66	66	73	66	66	66	66	66	66	66
73	<b>24</b>	73	66	24	24	24	24	24	24	24	13	66	24	24	24	24	24	24
11	<b>25</b>	11	24	11	11	11	11	11	13	13	24	24	11	11	11	11	11	11
66	<b>26</b>	66	11	13	13	13	13	11	11	11	11	11	11	11	11	11	11	11
24	<b>27</b>	24	13															



# SBK

## ESBK CIRCUIT DE BARCELONA-CATALUNYA

### Carrera 1

### Best Sector Times

Sector 1			Sector 2			Sector 3			Sector 4			Pos	No	Ideal Lap	Best Lap
Pos	No Rider	Time	No Rider	Time	No Rider	Time	No Rider	Time	Pos	No					
1	81 J.TORRES	17.945	51 E.GRANADO	32.363	51 E.GRANADO	21.260	51 E.GRANADO	31.728	1	81	1:43.433	1:43.574	(1)		
2	1 R.RAMOS	18.090	81 J.TORRES	32.370	81 J.TORRES	21.265	81 J.TORRES	31.853	2	51	1:43.444	1:43.671	(2)		
3	51 E.GRANADO	18.093	1 R.RAMOS	32.404	1 R.RAMOS	21.440	1 R.RAMOS	31.859	3	1	1:43.793	1:44.094	(3)		
4	75 I.LOPES	18.116	61 A.ZACCONE	32.552	99 O.GUTIERREZ	21.547	61 A.ZACCONE	31.903	4	94	1:44.244	1:44.529	(6)		
5	94 N.URAMOTO	18.178	94 N.URAMOTO	32.569	61 A.ZACCONE	21.567	94 N.URAMOTO	31.918	5	61	1:44.255	1:44.402	(4)		
6	31 C.MORALES	18.223	75 I.LOPES	32.597	94 N.URAMOTO	21.579	55 A.MEDINA	31.926	6	75	1:44.275	1:44.528	(5)		
7	61 A.ZACCONE	18.233	31 C.MORALES	32.604	31 C.MORALES	21.584	75 I.LOPES	31.962	7	31	1:44.406	1:44.540	(7)		
8	99 O.GUTIERREZ	18.333	99 O.GUTIERREZ	32.615	75 I.LOPES	21.600	31 C.MORALES	31.995	8	99	1:44.530	1:44.774	(8)		
9	26 D.SAEZ	18.418	57 C.PALOMARES	32.725	57 C.PALOMARES	21.756	99 O.GUTIERREZ	32.035	9	57	1:45.102	1:45.240	(9)		
10	27 B.KOVACS	18.445	55 A.MEDINA	32.736	27 B.KOVACS	21.771	57 C.PALOMARES	32.124	10	27	1:45.363	1:45.363	(10)		
11	6 M.MIRALLES	18.465	27 B.KOVACS	32.911	26 D.SAEZ	21.836	27 B.KOVACS	32.236	11	55	1:45.628				
12	57 C.PALOMARES	18.497	26 D.SAEZ	33.101	55 A.MEDINA	21.899	26 D.SAEZ	32.556	12	26	1:45.911	1:46.235	(11)		
13	37 J.ESTEVE	18.724	6 M.MIRALLES	33.284	6 M.MIRALLES	22.088	6 M.MIRALLES	32.632	13	6	1:46.469	1:46.700	(12)		
14	13 V.VALTONEN	18.731	30 J.ZAMORANO	33.284	37 J.ESTEVE	22.116	16 O.SAN EMETERIO	32.843	14	37	1:47.238	1:47.578	(13)		
15	29 J.NUÑEZ	18.742	37 J.ESTEVE	33.443	13 V.VALTONEN	22.271	30 J.ZAMORANO	32.851	15	30	1:47.395	1:47.851	(16)		
16	16 O.SAN EMETERIO	18.804	16 O.SAN EMETERIO	33.553	30 J.ZAMORANO	22.305	37 J.ESTEVE	32.955	16	16	1:47.576	1:47.739	(14)		
17	30 J.ZAMORANO	18.955	13 V.VALTONEN	33.643	16 O.SAN EMETERIO	22.376	13 V.VALTONEN	33.105	17	13	1:47.750	1:47.787	(15)		
18	12 J.LEYNINGER	19.001	12 J.LEYNINGER	34.046	29 J.NUÑEZ	22.462	12 J.LEYNINGER	33.302	18	29	1:48.884	1:49.186	(17)		
19	55 A.MEDINA	19.067	29 J.NUÑEZ	34.048	12 J.LEYNINGER	22.575	62 N.EDGELEY	33.557	19	12	1:48.924	1:49.350	(18)		
20	62 N.EDGELEY	19.174	4 J.ARTIME	34.084	4 J.ARTIME	22.858	4 J.ARTIME	33.630	20	4	1:49.803	1:50.128	(19)		
21	4 J.ARTIME	19.231	62 N.EDGELEY	34.244	49 R.TORRAS	22.867	29 J.NUÑEZ	33.632	21	62	1:49.902	1:50.165	(20)		
22	66 P.LE GALLO	19.317	17 M.CORTES	34.263	17 M.CORTES	22.919	17 M.CORTES	33.656	22	17	1:50.270	1:50.773	(22)		
23	49 R.TORRAS	19.320	49 R.TORRAS	34.419	62 N.EDGELEY	22.927	49 R.TORRAS	33.726	23	49	1:50.332	1:50.593	(21)		
24	17 M.CORTES	19.432	73 F.VERCHERE	34.535	73 F.VERCHERE	23.178	73 F.VERCHERE	33.955	24	73	1:51.378	1:51.676	(24)		
25	73 F.VERCHERE	19.710	24 A.DALL	34.613	66 P.LE GALLO	23.231	66 P.LE GALLO	34.146	25	66	1:51.397	1:51.617	(23)		
26	24 A.DALL	19.742	66 P.LE GALLO	34.703	24 A.DALL	23.333	24 A.DALL	34.171	26	24	1:51.859	1:52.148	(25)		
27	11 P.GARCIA	19.952	11 P.GARCIA	35.210	11 P.GARCIA	23.477	11 P.GARCIA	34.411	27	11	1:53.050	1:53.500	(26)		



# SBK

## ESBK CIRCUIT DE BARCELONA-CATALUNYA

### Carrera 1

### Best Top Speed

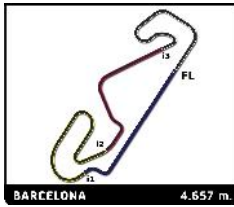
No Rider	Team	Class	Top 1		Top 2		Top 3		Top 4		Top 5		Avg	
			Kph	Lap	Kph	Lap	Kph	Lap	Kph	Lap	Kph	Lap		
81	Jordi TORRES	TEAM HONDA LAGLISSE	SBK	<b>308.0</b>	15	307.1	14	307.1	13	306.3	16	306.3	11	307.0
51	Eric GRANADO	TEAM HONDA LAGLISSE	SBK	<b>307.1</b>	8	306.3	14	306.3	7	306.3	3	306.3	2	306.5
26	Daniel SAEZ	ALMA RACING TEAM	Open1000	<b>306.3</b>	2	302.0	13	301.2	11	300.3	15	300.3	14	302.0
75	Ivo LOPES	BMW EASYRACE TEAM	SBK	<b>306.3</b>	4	306.3	3	303.7	2	301.2	12	301.2	8	303.7
99	Oscar GUTIERREZ	SP57 RACING TEAM	SBK	<b>305.4</b>	3	304.5	2	303.7	16	302.8	4	301.2	5	303.5
29	Juan Jose NUÑEZ	KAWASAKI PALMETO PL RACING	Open1000	<b>304.5</b>	2	303.7	3	302.0	16	301.2	10	301.2	9	302.5
61	Alessandro ZACCONI	ETG RACING	SBK	<b>304.5</b>	2	303.7	3	302.8	11	302.0	14	302.0	13	303.0
6	Marc MIRALLES	BMW EASYRACE TEAM	Open1000	<b>303.7</b>	2	302.8	5	302.0	8	302.0	6	301.2	4	302.3
31	Carmelo MORALES	CARDOSO RACING	SBK	<b>301.2</b>	3	300.3	15	300.3	2	299.5	14	299.5	12	300.2
1	Roman RAMOS	KAWASAKI PALMETO PL RACING	SBK	<b>300.3</b>	4	299.5	7	299.5	6	299.5	5	299.5	2	299.7
27	Balint KOVACS	NEW2 PROJECT	Open1000	<b>300.3</b>	2	297.0	3	296.2	4	294.6	14	294.6	5	296.5
94	Naomichi URAMOTO	JEG RACING	SBK	<b>300.3</b>	15	300.3	10	300.3	9	300.3	6	300.3	4	300.3
4	Javier ARTIME	TEAM HONDA LAGLISSE	Open1000	<b>299.5</b>	5	298.7	4	296.2	12	295.4	2	294.6	9	296.9
13	Ville VALTONEN	SENSETEC OY	Open1000	<b>299.5</b>	7	297.9	10	296.2	13	296.2	12	295.4	9	297.0
57	Christian PALOMARES	TEAM SPEED RACING	Open1000	<b>298.7</b>	2	296.2	3	290.7	12	290.7	11	289.9	8	293.2
66	Philippe LE GALLO	TEAM HONDA LAGLISSE	Open1000	<b>298.7</b>	6	297.0	4	297.0	3	296.2	14	296.2	2	297.0
16	Oscar SAN EMETERIO	MDR SPAIN CIRCUITS	Open1000	<b>297.0</b>	3	294.6	2	292.3	8	291.5	4	290.7	10	293.2
49	Raül TORRAS	TOLL RACING TEAM	Open1000	<b>297.0</b>	2	293.0	3	288.4	9	288.4	5	287.6	12	290.9
12	Julien LEYNINGER	LCR SUPERBIKE	Open1000	<b>296.2</b>	2	293.8	3	292.3	12	292.3	8	291.5	13	293.2
37	Jordi ESTEVE		Open1000	<b>294.6</b>	3	293.8	4	293.8	2	289.9	7	289.9	5	292.4
62	Nicholas P. EDGELEY	MONEX TEAM EDGE RST	Open1000	<b>293.8</b>	8	290.7	10	289.9	7	288.4	9	288.4	6	290.2
30	Joan ZAMORANO	ETG RACING	Open1000	<b>292.3</b>	3	290.7	2	289.9	13	289.1	7	289.1	5	290.2
17	Miguel CORTES	MDR SPAIN CIRCUITS	Open1000	<b>287.6</b>	2	286.1	3	278.1	9	278.1	8	278.1	7	281.6
73	Florent VERCHERE	LCR SUPERBIKE	Open1000	<b>286.9</b>	3	283.9	5	283.9	4	281.7	8	278.1	7	282.9
11	Pablo GARCIA	FIFTY MOTOR SPORT	Open1000	<b>281.7</b>	2	278.1	4	277.3	3	275.9	5	275.2	7	277.6
24	Anacleto DALL	GV STRATOS	Open1000	<b>280.9</b>	6	279.5	8	279.5	5	278.1	7	277.3	2	279.1
55	Alejandro MEDINA	TEAM SPEED RACING	SBK											



**SBK**  
ESBK CIRCUIT DE BARCELONA-CATALUNYA  
Carrera 1

Fastest Lap Sequence

Elapsed	No Rider	Team	Bike	Class	Time	Kph	Lap
3:31.390	81 Jordi TORRES	TEAM HONDA LAGLISSE	HONDA	SBK	<b>1:43.739</b>	161.6	2
3:32.374	51 Eric GRANADO	TEAM HONDA LAGLISSE	HONDA	SBK	<b>1:43.735</b>	161.6	2
6:58.871	81 Jordi TORRES	TEAM HONDA LAGLISSE	HONDA	SBK	<b>1:43.574</b>	161.9	4



# SBK

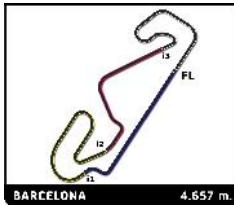
## ESBK CIRCUIT DE BARCELONA-CATALUNYA

### Carrera 1

### Sector Analysis

— Invalidated Lap    ■ Personal Best    ■ Session Best    B Crossing the pit lane

Lap	Time	Sector 1	Sector 2	Sector 3	Sector 4	T.Spd	Lap	Time	Sector 1	Sector 2	Sector 3	Sector 4	T.Spd		
<b>1</b>	<b>Roman RAMOS</b> ESP							<b>11</b>	<b>Pablo GARCIA</b> ESP						
	KAWASAKI PALMETO PL RACING						KAWASAKI		FIFTY MOTOR SPORT						YAMAHA
1	1:48.077	21.588	32.981	21.649	<b>31.859</b>		1	2:02.851	26.401	36.642	23.998	35.810			
2	<b>1:44.094</b>	18.255	<b>32.404</b>	21.449	31.986	299.5	2	1:54.305	19.973	35.572	23.928	34.832	281.7		
3	1:44.507	18.484	32.461	21.525	32.037	297.0	3	1:54.172	20.231	35.547	23.670	34.724	277.3		
4	1:44.183	18.107	32.472	21.550	32.054	300.3	4	1:53.590	<b>19.952</b>	35.518	23.669	34.451	278.1		
5	1:44.222	18.140	32.521	21.453	32.108	299.5	5	1:53.519	20.111	<b>35.210</b>	23.787	<b>34.411</b>	275.9		
6	1:44.596	18.214	32.827	<b>21.440</b>	32.115	299.5	6	<b>1:53.500</b>	20.038	35.505	<b>23.477</b>	34.480	275.2		
7	1:44.489	<b>18.090</b>	32.521	21.573	32.305	299.5	7	1:54.792	20.002	35.776	23.941	35.073	275.2		
8	1:45.003	18.212	32.771	21.661	32.359	297.9	8	1:55.090	20.285	35.997	23.782	35.026	273.2		
9	1:45.121	18.233	32.905	21.604	32.379	296.2	9	1:55.019	20.367	35.906	23.905	34.841	273.2		
10	1:44.865	18.337	32.738	21.581	32.209	297.0	10	2:05.852	20.432	37.775	27.604	40.041	270.4		
11	1:44.981	18.283	32.744	21.610	32.344	298.7	11	2:03.898	24.935	36.502	24.299	38.162	254.6		
12	1:45.107	18.272	32.860	21.681	32.294	296.2	12	1:55.687	20.334	35.960	24.253	35.140	272.5		
13	1:45.012	18.190	32.791	21.689	32.342	297.0	13	1:54.916	20.138	35.972	23.770	35.036	272.5		
14	1:45.664	18.391	32.864	21.659	32.750	297.9	14	1:56.758	20.633	36.432	24.282	35.411	267.1		
15	1:45.228	18.238	32.868	21.671	32.451	296.2	15	1:56.688	20.802	36.219	24.161	35.506	269.8		
16	1:45.260	18.205	32.826	21.688	32.541	297.0									
<b>4</b>	<b>Javier ARTIME</b> ESP							<b>12</b>	<b>Julien LEYNINGER</b> FRA						
	TEAM HONDA LAGLISSE						HONDA		LCR SUPERBIKE						YAMAHA
1	1:56.411	24.499	34.789	23.196	33.927		1	1:55.400	24.234	34.581	22.950	33.635			
2	1:50.612	19.367	34.402	22.911	33.932	295.4	2	1:49.360	19.051	34.172	22.761	33.376	296.2		
3	1:50.294	<b>19.231</b>	<b>34.084</b>	23.080	33.899	293.0	3	1:49.621	19.220	34.215	<b>22.575</b>	33.611	293.8		
4	1:50.191	19.266	34.120	<b>22.858</b>	33.947	298.7	4	1:49.796	19.349	<b>34.046</b>	22.760	33.641	291.5		
5	1:50.489	19.370	34.149	23.195	33.775	299.5	5	1:49.772	19.160	34.140	22.907	33.565	290.7		
6	1:50.968	19.592	34.362	23.049	33.965	292.3	6	1:50.187	19.218	34.380	22.757	33.832	290.7		
7	1:50.776	19.609	34.388	22.974	33.805	289.1	7	<b>1:49.350</b>	19.165	34.243	22.640	<b>33.302</b>	291.5		
8	1:51.125	19.539	34.288	23.138	34.160	293.8	8	1:49.377	<b>19.001</b>	34.146	22.672	33.558	292.3		
9	1:51.546	19.489	34.601	23.332	34.124	294.6	9	1:49.713	19.236	34.293	22.689	33.495	291.5		
10	1:51.469	19.716	34.531	23.157	34.065	288.4	10	1:50.037	19.318	34.361	22.735	33.623	291.5		
11	1:51.833	19.564	34.419	23.262	34.588	283.9	11	1:49.732	19.060	34.350	22.740	33.582	291.5		
12	1:50.801	19.501	34.378	22.961	33.961	296.2	12	1:49.898	19.118	34.257	22.795	33.728	292.3		
13	1:50.984	19.435	34.552	23.127	33.870	293.8	13	1:49.686	19.312	34.231	22.626	33.517	291.5		
14	<b>1:50.128</b>	19.322	34.309	22.867	<b>33.630</b>	287.6	14	1:49.609	19.236	34.264	22.582	33.527	290.7		
15	1:51.739	19.321	34.163	23.819	34.436	293.0	15	1:49.646	19.174	34.214	22.654	33.604	290.7		
16	1:52.631	20.351	34.573	23.290	34.417	262.0	16	1:51.919	20.121	35.088	22.935	33.775	287.6		
<b>6</b>	<b>Marc MIRALLES</b> ESP							<b>13</b>	<b>Ville VALTONEN</b> FIN						
	BMW EASYRACE TEAM						BMW MOTORRAD		SENSETEC OY						BMW MOTORRAD
1	1:51.522	23.211	33.439	22.193	32.679		1	2:31.891	23.616	1:09.334	24.605	34.336			
2	1:47.002	<b>18.465</b>	<b>33.284</b>	22.303	32.950	303.7	2	1:48.863	19.123	34.037	22.346	33.357	293.8		
3	1:48.196	18.746	33.970	22.487	32.993	301.2	3	1:47.961	18.792	33.793	<b>22.271</b>	<b>33.105</b>	293.8		
4	1:46.887	18.539	33.502	22.141	32.705	301.2	4	<b>1:47.787</b>	<b>18.731</b>	<b>33.643</b>	22.294	33.119	294.6		
5	1:46.915	18.546	33.492	22.092	32.785	302.8	5	1:48.486	18.770	33.835	22.391	33.490	295.4		
6	<b>1:46.700</b>	18.598	33.382	<b>22.088</b>	<b>32.632</b>	302.0	6	1:48.763	18.848	34.020	22.541	33.354	295.4		
7	1:47.024	18.478	33.492	22.227	32.827	300.3	7	1:49.613	18.746	35.003	22.553	33.311	299.5		
8	1:46.996	18.501	33.478	22.145	32.872	302.0	8	1:48.646	18.838	34.038	22.380	33.390	295.4		
9	1:47.249	18.617	33.646	22.139	32.847	299.5	9	1:49.565	18.853	34.326	22.967	33.419	295.4		
10	1:47.599	18.653	33.621	22.250	33.075	298.7	10	1:49.371	18.868	34.026	22.686	33.791	297.9		
11	1:47.803	18.639	33.645	22.347	33.172	297.9	11	1:48.602	19.126	33.861	22.275	33.340	291.5		
12	1:48.023	18.701	33.711	22.471	33.140	297.9	12	1:48.404	18.775	33.816	22.371	33.442	296.2		
13	1:48.081	18.809	33.790	22.225	33.257	299.5	13	1:48.562	18.786	34.036	22.392	33.348	296.2		
14	1:48.122	18.660	33.715	22.461	33.286	298.7	14	1:51.222	19.368	34.948	23.245	33.661	290.7		
15	1:48.408	18.768	33.924	22.431	33.285	297.0	15	1:49.423	18.895	34.214	22.568	33.746	294.6		
16	1:48.452	18.758	33.872	22.466	33.356	297.0									



# SBK

## ESBK CIRCUIT DE BARCELONA-CATALUNYA

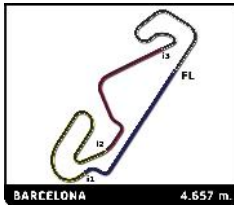
### Carrera 1

### Sector Analysis

— Invalidated Lap    ■ Personal Best    ■ Session Best    B Crossing the pit lane

Lap	Time	Sector 1	Sector 2	Sector 3	Sector 4	T.Spd	Lap	Time	Sector 1	Sector 2	Sector 3	Sector 4	T.Spd
<b>16 Oscar SAN EMETERIO</b> ESP													
MDR SPAIN CIRCUITS							YAMAHA						
1	1:54.111	23.974	34.315	22.644	33.178		5	1:46.632	18.545	33.299	22.050	32.738	300.3
2	1:48.167	<b>18.804</b>	33.624	22.605	33.134	294.6	6	1:46.481	18.523	33.314	22.088	<b>32.556</b>	300.3
3	1:48.216	18.951	33.605	<b>22.376</b>	33.284	297.0	7	1:46.390	18.536	33.145	21.975	32.734	299.5
4	<b>1:47.739</b>	18.854	<b>33.553</b>	22.489	<b>32.843</b>	291.5	8	1:46.507	18.548	33.273	21.866	32.820	300.3
5	1:48.635	18.979	33.773	22.564	33.319	290.7	9	1:46.372	18.627	33.262	21.865	32.618	299.5
6	1:48.520	19.171	33.602	22.680	33.067	289.9	10	1:46.281	18.557	33.214	<b>21.836</b>	32.674	300.3
7	1:49.066	18.996	33.941	22.948	33.181	289.1	11	1:46.384	18.519	33.179	21.957	32.729	301.2
8	1:48.674	18.887	33.762	22.712	33.313	292.3	12	<b>1:46.235</b>	18.588	<b>33.101</b>	21.961	32.585	300.3
9	1:49.138	19.224	34.173	22.574	33.167	281.7	13	1:46.358	<b>18.418</b>	33.324	21.870	32.746	302.0
10	1:51.418	18.954	33.610	22.836	36.018	290.7	14	1:46.267	18.551	33.184	21.897	32.635	300.3
11	1:49.586	19.205	34.175	22.795	33.411	286.9	15	1:46.745	18.618	33.354	21.977	32.796	300.3
12	1:49.708	19.172	34.055	22.818	33.663	288.4	16	1:46.774	18.584	33.333	21.990	32.867	298.7
13	1:49.990	19.097	34.239	22.834	33.820	287.6							
14	1:50.222	19.262	34.343	22.725	33.892	286.1							
15	1:50.493	19.343	34.323	22.759	34.068	285.4							
16	1:52.052	19.307	34.942	23.366	34.437	285.4							
<b>17 Miguel CORTES</b> ESP													
MDR SPAIN CIRCUITS							YAMAHA						
1	1:56.803	24.803	35.014	23.330	<b>33.656</b>								
2	1:50.819	<b>19.432</b>	34.340	23.011	34.036	287.6							
3	<b>1:50.773</b>	19.535	<b>34.263</b>	<b>22.919</b>	34.056	286.1							
4	1:52.686	19.875	34.602	23.657	34.552	276.6							
5	1:52.253	19.982	34.799	23.200	34.272	274.5							
6	1:52.612	20.129	34.769	23.388	34.326	275.2							
7	1:52.811	19.700	34.955	23.486	34.670	278.1							
8	1:52.868	19.713	34.964	23.482	34.709	278.1							
9	1:53.927	19.709	35.541	23.930	34.747	278.1							
10	1:54.658	20.329	35.464	23.717	35.148	271.8							
<b>24 Anacleto DALL</b> ESP													
GV STRATOS							YAMAHA						
1	2:01.325	26.032	36.114	24.070	35.109								
2	1:52.742	19.949	34.919	23.683	34.191	277.3							
3	1:52.411	19.870	<b>34.613</b>	23.757	<b>34.171</b>	271.1							
4	<b>1:52.148</b>	19.816	34.736	23.383	34.213	274.5							
5	1:52.250	19.925	34.696	<b>23.333</b>	34.296	279.5							
6	1:52.810	19.775	35.034	23.815	34.186	280.9							
7	1:52.979	<b>19.742</b>	35.128	23.632	34.477	278.1							
8	1:53.060	19.958	34.853	23.711	34.538	279.5							
9	1:53.746	20.004	35.325	24.173	34.244	260.1							
10	1:54.130	20.270	35.299	23.993	34.568	265.2							
11	1:54.009	20.045	34.972	24.457	34.535	271.8							
12	1:54.705	20.432	35.219	24.440	34.614	272.5							
13	1:53.556	19.874	35.013	24.227	34.442	271.8							
14	1:53.378	19.900	34.920	23.929	34.629	271.1							
15	1:53.806	20.084	35.203	23.706	34.813	275.9							
<b>26 Daniel SAEZ</b> ESP													
ALMA RACING TEAM							KAWASAKI						
1	1:52.077	23.234	33.750	22.182	32.911								
2	1:46.819	18.681	33.209	22.229	32.700	306.3							
3	1:47.490	18.659	33.824	22.235	32.772	296.2							
4	1:46.862	18.594	33.302	22.156	32.810	299.5							
<b>27 Balint KOVACS</b> HUN													
NEW2 PROJECT							YAMAHA						
1	1:50.517	22.902	33.345	21.982	32.288								
2	<b>1:45.363</b>	<b>18.445</b>	<b>32.911</b>	<b>21.771</b>	<b>32.236</b>	300.3							
3	1:46.272	18.590	33.097	22.031	32.554	297.0							
4	1:46.874	18.548	33.308	22.215	32.803	296.2							
5	1:47.308	18.545	33.665	22.304	32.794	294.6							
6	1:46.693	18.545	33.432	22.084	32.632	293.8							
7	1:46.794	18.651	33.266	22.189	32.688	293.0							
8	1:46.617	18.664	33.286	22.063	32.604	293.0							
9	1:46.829	18.660	33.297	22.105	32.767	290.7							
10	1:46.816	18.594	33.392	21.963	32.867	292.3							
11	1:46.818	18.608	33.152	22.186	32.872	291.5							
12	1:47.442	18.573	33.443	22.364	33.062	292.3							
13	1:47.143	18.860	33.348	22.133	32.802	293.0							
14	1:47.456	18.557	33.467	22.255	33.177	294.6							
15	1:47.803	18.670	33.652	22.264	33.217	293.0							
16	1:48.526	18.767	33.929	22.358	33.472	291.5							
<b>29 Juan Jose NUÑEZ</b> ESP													
KAWASAKI PALMETO PL RACING							KAWASAKI						
1	1:56.594	24.644	34.841	23.303	33.806								
2	1:49.460	18.917	34.208	<b>22.462</b>	33.873	304.5							
3	1:49.678	18.940	34.272	22.650	33.816	303.7							
4	1:49.721	19.036	34.224	22.603	33.858	301.2							
5	1:49.955	18.934	<b>34.048</b>	22.730	34.243	300.3							
6	1:50.112	18.985	34.600	22.578	33.949	299.5							
7	1:49.347	18.829	34.207	22.592	33.719	301.2							
8	1:49.428	18.915	34.173	22.533	33.807	301.2							
9	1:49.631	18.926	34.263	22.709	33.733	301.2							
10	1:49.270	18.848	34.120	22.550	33.752	301.2							
11	1:49.863	19.023	34.280	22.767	33.793	297.0							
12	1:49.721	18.883	34.260	22.631	33.947	299.5							
13	1:49.827	19.020	34.351	22.719	33.737	299.5							
14	1:49.535	18.992	34.266	22.630	33.647	297.9							
15	1:49.403	18.788	34.286	22.657	33.672	297.9							
16	<b>1:49.186</b>	<b>18.742</b>	34.247	22.565	<b>33.632</b>	302.0							
<b>30 Joan ZAMORANO</b> ESP													
ETG RACING							YAMAHA						
1	1:53.774	23.794	34.198	22.643	33.139								
2	<b>1:47.851</b>	<b>18.955</b>	33.395	22.557	32.944	290.7							
3	1:47.988	19.116	33.457	22.345	33.070	292.3							
4	1:47.871	19.052	<b>33.284</b>	22.587	32.948	287.6							



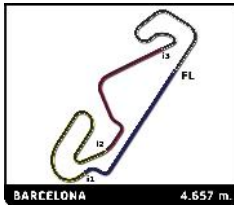


# SBK ESBK CIRCUIT DE BARCELONA-CATALUNYA

## Carrera 1

### Sector Analysis

Invalidated Lap							Personal Best						Session Best						Crossing the pit lane								
Lap	Time	Sector 1	Sector 2	Sector 3	Sector 4	T.Spd	Lap	Time	Sector 1	Sector 2	Sector 3	Sector 4	T.Spd	Lap	Time	Sector 1	Sector 2	Sector 3	Sector 4	T.Spd	Lap	Time	Sector 1	Sector 2	Sector 3	Sector 4	T.Spd
5	1:48.031	18.995	33.357	22.436	33.243	289.1	5	1:51.056	19.629	34.442	22.881	34.104	288.4	5	1:48.639	22.217	32.704	21.765	31.953	306.3	5	1:43.671	18.207	32.363	21.341	31.760	305.4
6	1:48.465	19.114	33.876	22.493	32.982	286.9	6	1:51.275	19.733	34.619	22.963	33.960	286.9	6	1:43.735	18.218	32.403	21.386	31.728	306.3	6	1:43.671	18.207	32.363	21.341	31.760	305.4
7	1:47.881	19.247	33.351	22.415	32.868	289.1	7	1:51.316	19.655	34.597	23.112	33.952	285.4	7	1:43.795	18.105	32.505	21.353	31.832	306.3	7	1:43.795	18.105	32.505	21.353	31.832	306.3
8	1:47.856	19.220	33.480	22.305	32.851	286.9	8	1:52.267	19.875	34.961	23.194	34.237	285.4	8	1:43.769	18.133	32.481	21.260	31.895	304.5	8	1:43.769	18.133	32.481	21.260	31.895	304.5
9	1:47.960	19.016	33.448	22.442	33.054	286.9	9	1:51.790	19.789	34.656	23.134	34.211	288.4	9	1:44.125	18.262	32.530	21.391	31.942	305.4	9	1:44.125	18.262	32.530	21.391	31.942	305.4
10	1:48.014	19.002	33.506	22.509	32.997	287.6	10	1:52.224	19.837	34.825	23.311	34.251	287.6	10	1:44.731	18.224	32.675	21.705	32.127	298.7	10	1:44.731	18.224	32.675	21.705	32.127	298.7
11	1:48.062	19.099	33.520	22.488	32.955	288.4	11	1:51.723	19.747	34.772	23.166	34.038	286.1	11	1:44.851	18.435	32.696	21.651	32.069	299.5	11	1:44.851	18.435	32.696	21.651	32.069	299.5
12	1:48.021	19.038	33.476	22.569	32.938	288.4	12	1:51.591	19.714	34.648	23.127	34.102	287.6	12	1:44.756	18.237	32.761	21.628	32.130	298.7	12	1:44.756	18.237	32.761	21.628	32.130	298.7
13	1:48.239	19.085	33.526	22.530	33.098	289.9	13	1:51.609	19.897	34.757	22.867	34.088	285.4	13	1:44.784	18.326	32.784	21.593	32.081	299.5	13	1:44.784	18.326	32.784	21.593	32.081	299.5
14	1:48.488	19.112	33.601	22.481	33.294	287.6	14	1:53.040	19.781	34.890	24.096	34.273	285.4	14	1:44.730	18.345	32.648	21.584	32.153	298.7	14	1:44.730	18.345	32.648	21.584	32.153	298.7
15	1:49.449	19.475	33.978	22.692	33.304	286.9	15	1:54.879	19.733	35.163	24.689	35.294	283.9	15	1:44.921	18.370	32.683	21.703	32.165	298.7	15	1:44.921	18.370	32.683	21.703	32.165	298.7
16	1:49.329	19.246	33.797	22.677	33.609	286.9	16							16	1:45.030	18.237	32.852	21.835	32.106	299.5	16	1:45.030	18.237	32.852	21.835	32.106	299.5
<b>31 Carmelo MORALES</b> ESP							<b>51 Eric GRANADO</b> BRA						<b>55 Alejandro MEDINA</b> ESP						<b>57 Christian PALOMARES</b> ESP								
CARDOSO RACING							TEAM HONDA LAGLISSE						TEAM SPEED RACING						TEAM SPEED RACING								
YAMAHA							HONDA						KAWASAKI						KAWASAKI								
1	1:48.386	21.900	32.647	21.844	31.995	300.3	1	1:48.639	22.217	32.704	21.765	31.953	306.3	1	1:48.583	22.022	32.736	21.899	31.926	298.7	1	1:50.198	22.723	33.114	21.952	32.409	298.7
2	1:44.691	18.223	32.730	21.691	32.047	300.3	2	1:43.735	18.218	32.403	21.386	31.728	306.3	2	1:48.583	22.022	32.736	21.899	31.926	298.7	2	1:45.240	18.549	32.738	21.816	32.137	298.7
3	1:44.634	18.290	32.605	21.654	32.085	301.2	3	1:43.795	18.105	32.505	21.353	31.832	306.3	3	1:48.583	22.022	32.736	21.899	31.926	298.7	3	1:45.451	18.497	32.812	21.841	32.301	296.2
4	1:44.620	18.259	32.604	21.632	32.125	299.5	4	1:43.769	18.133	32.481	21.260	31.895	304.5	4	1:48.583	22.022	32.736	21.899	31.926	298.7	4	1:45.539	18.652	32.754	21.938	32.195	289.9
5	1:44.731	18.224	32.675	21.705	32.127	298.7	5	1:44.125	18.262	32.530	21.391	31.942	305.4	5	1:48.583	22.022	32.736	21.899	31.926	298.7	5	1:45.605	18.598	32.923	21.803	32.281	289.9
6	1:44.851	18.435	32.696	21.651	32.069	299.5	6	1:43.862	18.104	32.505	21.401	31.852	306.3	6	1:48.583	22.022	32.736	21.899	31.926	298.7	6	1:45.565	18.558	32.846	21.874	32.287	289.9
7	1:44.540	18.281	32.626	21.617	32.016	297.9	7	1:44.360	18.093	32.518	21.314	32.435	307.1	7	1:48.583	22.022	32.736	21.899	31.926	298.7	7	1:45.555	18.764	32.725	21.942	32.124	289.9
8	1:44.756	18.237	32.761	21.628	32.130	298.7	8	1:44.803	18.304	32.821	21.420	32.258	304.5	8	1:48.583	22.022	32.736	21.899	31.926	298.7	8	1:45.473	18.669	32.762	21.857	32.185	289.9
9	1:44.784	18.326	32.784	21.593	32.081	299.5	9	1:44.440	18.225	32.680	21.397	32.138	304.5	9	1:48.583	22.022	32.736	21.899	31.926	298.7	9	1:45.531	18.665	32.901	21.813	32.152	288.4
10	1:44.730	18.345	32.648	21.584	32.153	298.7	10	1:44.596	18.177	32.807	21.450	32.162	305.4	10	1:48.583	22.022	32.736	21.899	31.926	298.7	10	1:45.439	18.671	32.828	21.756	32.184	289.1
11	1:44.921	18.370	32.683	21.703	32.165	298.7	11	1:44.627	18.230	32.719	21.526	32.152	304.5	11	1:48.583	22.022	32.736	21.899	31.926	298.7	11	1:45.489	18.577	32.802	21.859	32.251	290.7
12	1:45.030	18.237	32.852	21.835	32.106	299.5	12	1:44.627	18.230	32.719	21.526	32.152	304.5	12	1:48.583	22.022	32.736	21.899	31.926	298.7	12	1:46.482	18.940	33.033	22.102	32.407	290.7
13	1:45.162	18.260	32.800	21.677	32.425	297.9	13	1:44.979	18.422	32.783	21.499	32.275	305.4	13	1:48.583	22.022	32.736	21.899	31.926	298.7	13	1:46.066	18.640	32.995	22.031	32.400	289.1
14	1:44.917	18.335	32.682	21.635	32.265	299.5	14	1:45.687	18.602	33.161	21.541	32.383	306.3	14	1:48.583	22.022	32.736	21.899	31.926	298.7	14	1:46.653	18.769	33.394	22.004	32.486	289.1
15	1:45.121	18.374	32.822	21.716	32.209	300.3	15	1:45.699	18.274	33.086	21.624	32.715	305.4	15	1:48.583	22.022	32.736	21.899	31.926	298.7	15	1:47.233	18.850	33.396	22.252	32.735	287.6
16	1:46.037	18.369	33.055	22.074	32.539	298.7	16	1:47.083	18.532	33.644	21.815	33.092	305.4	16	1:48.583	22.022	32.736	21.899	31.926	298.7	16	1:47.279	18.842	33.629	22.047	32.761	286.9
<b>49 Raúl TORRAS</b> ESP							<b>61 Alessandro ZACCONE</b> ITA																				
TOLL RACING TEAM							ETG RACING																				
HONDA							YAMAHA																				
1	1:57.594	24.943	35.421	23.102	34.128	297.0	1	1:49.342	22.417	32.870	21.859	32.196	284.6	1	1:57.594	24.943	35.421	23.102	34.128	297.0	1	1:49.342	22.417	32.870	21.859	32.196	284.6
2	1:50.962	19.320	34.709	22.944	33.989	297.0	2	1:49.342	22.417	32.870	21.859	32.196	284.6	2	1:50.962	19.320	34.709	22.944	33.989	297.0	2	1:49.342	22.417	32.870	21.859	32.196	284.6
3	1:50.593	19.431	34.419	23.017	33.726	293.0	3	1:49.342	22.417	32.870	21.859	32.196	284.6	3	1:50.593	19.431	34.419	23.017	33.726	293.0	3	1:49.342	22.417	32.870	21.859	32.196	284.6
4	1:51.992	19.815	34.542	23.199	34.436	284.6	4	1:49.342	22.417	32.870	21.859	32.196	284.6	4	1:51.992	19.815	34.542	23.199	34.436	284.6	4	1:49.342	22.417	32.870	21.859	32.196	284.6



# SBK

## ESBK CIRCUIT DE BARCELONA-CATALUNYA

### Carrera 1

### Sector Analysis

— Invalidated Lap    ■ Personal Best    ■ Session Best    B Crossing the pit lane

Lap	Time	Sector 1	Sector 2	Sector 3	Sector 4	T.Spd	Lap	Time	Sector 1	Sector 2	Sector 3	Sector 4	T.Spd
2	1:44.856	18.546	32.671	21.734	31.905	304.5	4	1:52.493	19.956	34.745	23.503	34.289	283.9
3	1:44.508	18.238	32.565	21.632	32.073	303.7	5	1:52.730	19.968	35.000	23.489	34.273	283.9
4	<b>1:44.402</b>	18.296	<b>32.552</b>	21.651	<b>31.903</b>	300.3	6	1:52.039	20.211	<b>34.535</b>	23.338	<b>33.955</b>	278.1
5	1:44.565	<b>18.233</b>	32.599	21.635	32.098	301.2	7	1:52.725	20.187	34.736	23.390	34.412	278.1
6	1:44.730	18.512	32.719	<b>21.567</b>	31.932	301.2	8	1:52.428	20.027	34.717	23.533	34.151	281.7
7	1:44.506	18.298	32.581	21.667	31.960	302.0	9	1:52.959	20.280	34.849	23.486	34.344	272.5
8	1:44.435	18.271	32.639	21.613	31.912	300.3	10	1:53.116	20.293	34.641	23.731	34.451	276.6
9	1:44.838	18.386	32.741	21.696	32.015	291.5	11	1:53.366	20.335	34.743	23.680	34.608	270.4
10	1:44.928	18.378	32.677	21.638	32.235	302.0	12	1:53.475	20.166	35.079	24.045	34.185	274.5
11	1:44.780	18.330	32.613	21.677	32.160	302.8	13	1:53.015	20.028	34.769	23.542	34.676	273.9
12	1:45.255	18.301	32.735	21.921	32.298	300.3	14	1:52.566	19.964	34.912	23.518	34.172	274.5
13	1:45.311	18.369	32.817	21.710	32.415	302.0	15	1:52.789	20.520	34.761	23.281	34.227	270.4
14	1:45.590	18.268	32.880	21.775	32.667	302.0							
15	1:46.949	18.840	33.581	21.857	32.671	299.5							
16	1:47.306	18.806	33.346	22.183	32.971	296.2							

62 Nicholas P. EDGELEY GBR						
MONEX TEAM EDGE RST BMW MOTORRAD						
1	1:58.335	25.323	35.271	23.723	34.018	
2	1:51.285	19.492	34.429	23.298	34.066	288.4
3	1:51.123	19.683	34.732	23.084	33.624	281.7
4	1:50.827	19.533	34.409	23.164	33.721	285.4
5	1:51.896	19.858	34.684	23.236	34.118	283.1
6	1:50.462	19.417	34.427	23.061	<b>33.557</b>	288.4
7	1:51.085	19.484	34.530	23.150	33.921	289.9
8	<b>1:50.165</b>	<b>19.174</b>	<b>34.244</b>	23.127	33.620	293.8
9	1:51.096	19.504	34.694	23.212	33.686	288.4
10	1:51.043	19.390	34.673	23.164	33.816	290.7
11	1:51.065	19.702	34.585	23.070	33.708	284.6
12	1:50.918	19.660	34.610	<b>22.927</b>	33.721	276.6
13	1:51.479	19.581	34.660	23.559	33.679	284.6
14	1:51.458	19.621	34.562	23.291	33.984	278.1
15	1:52.050	19.707	34.627	23.734	33.982	279.5

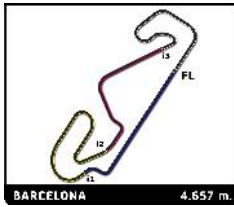
66 Philippe LE GALLO FRA						
TEAM HONDA LAGLISSE HONDA						
1	2:00.384	25.911	35.816	24.005	34.652	
2	1:52.760	19.552	34.960	23.513	34.735	296.2
3	1:52.516	19.471	34.758	23.618	34.669	297.0
4	1:52.205	19.440	34.887	23.498	34.380	297.0
5	1:51.701	19.332	34.834	23.389	<b>34.146</b>	295.4
6	<b>1:51.617</b>	<b>19.317</b>	<b>34.703</b>	23.394	34.203	298.7
7	1:52.041	19.418	34.790	23.417	34.416	295.4
8	1:52.677	19.653	35.142	23.436	34.446	292.3
9	1:52.552	19.751	35.051	23.432	34.318	293.8
10	1:53.206	19.963	34.992	23.538	34.713	289.9
11	1:53.017	20.013	34.860	23.740	34.404	288.4
12	1:53.850	19.535	35.153	24.963	34.199	293.8
13	1:55.227	20.310	34.901	23.538	36.478	286.1
14	1:53.527	19.765	35.160	23.507	35.095	296.2
15	1:52.394	19.509	34.711	<b>23.231</b>	34.943	294.6

73 Florent VERCHERE FRA						
LCR SUPERBIKE YAMAHA						
1	1:59.045	25.484	35.507	23.570	34.484	
2	1:51.763	<b>19.710</b>	34.705	23.348	34.000	275.2
3	<b>1:51.676</b>	19.804	34.623	<b>23.178</b>	34.071	286.9

75 Ivo LOPES PRT						
BMW EASYRACE TEAM BMW MOTORRAD						
1	1:49.963	22.685	33.243	21.842	32.193	
2	1:44.871	18.347	32.742	21.820	<b>31.962</b>	303.7
3	1:44.703	18.356	32.750	<b>21.600</b>	31.997	306.3
4	<b>1:44.528</b>	<b>18.116</b>	<b>32.597</b>	21.775	32.040	306.3
5	1:45.126	18.328	32.779	21.778	32.241	300.3
6	1:44.857	18.362	32.678	21.742	32.075	298.7
7	1:44.739	18.230	32.629	21.642	32.238	299.5
8	1:44.806	18.201	32.745	21.685	32.175	301.2
9	1:45.129	18.341	32.749	21.718	32.321	298.7
10	1:45.006	18.261	32.728	21.750	32.267	297.0
11	1:45.172	18.264	32.819	21.741	32.348	300.3
12	1:45.309	18.210	32.869	21.870	32.360	301.2
13	1:46.313	18.353	33.362	21.984	32.614	297.0
14	1:46.049	18.404	33.010	22.054	32.581	297.9
15	1:46.808	18.387	33.594	21.982	32.845	297.9
16	1:47.232	18.507	33.508	22.244	32.973	297.9

81 Jordi TORRES ESP						
TEAM HONDA LAGLISSE HONDA						
1	1:47.651	21.336	32.769	21.508	32.038	
2	1:43.739	18.161	<b>32.370</b>	21.300	31.908	303.7
3	1:43.907	18.042	32.551	21.424	31.890	306.3
4	<b>1:43.574</b>	17.959	32.477	21.270	31.868	305.4
5	1:44.057	18.040	32.538	21.443	32.036	305.4
6	1:43.753	18.036	32.597	<b>21.265</b>	31.855	305.4
7	1:43.942	<b>17.945</b>	32.632	21.396	31.969	306.3
8	1:43.750	18.010	32.588	21.299	<b>31.853</b>	305.4
9	1:43.668	17.973	32.501	21.296	31.898	304.5
10	1:44.062	18.027	32.577	21.385	32.073	305.4
11	1:44.052	18.017	32.600	21.380	32.055	306.3
12	1:44.354	18.020	32.670	21.454	32.210	305.4
13	1:44.540	17.991	32.753	21.673	32.123	307.1
14	1:44.389	18.067	32.629	21.521	32.172	307.1
15	1:45.071	18.110	33.185	21.513	32.263	308.0
16	1:45.507	18.396	33.054	21.600	32.457	306.3

94 Naomichi URAMOTO JPN						
JEG RACING						
1	1:49.174	22.347	32.790	21.748	32.289	
2	1:44.990	18.588	32.723	21.637	32.042	300.3
3	1:44.861	18.371	32.780	<b>21.579</b>	32.131	300.3
4	1:44.570	18.330	32.692	21.630	<b>31.918</b>	300.3



# SBK

## ESBK CIRCUIT DE BARCELONA-CATALUNYA

### Carrera 1

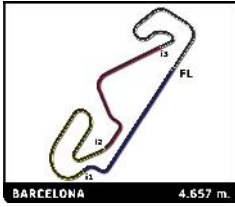
### Sector Analysis

— Invalidated Lap    ■ Personal Best    ■ Session Best    B Crossing the pit lane

Lap	Time	Sector 1	Sector 2	Sector 3	Sector 4	T.Spd	Lap	Time	Sector 1	Sector 2	Sector 3	Sector 4	T.Spd
5	1:44.662	18.242	32.675	21.620	32.125	299.5							
6	1:44.700	18.196	32.751	21.669	32.084	300.3							
7	<b>1:44.529</b>	18.182	<b>32.569</b>	21.770	32.008	299.5							
8	1:44.664	<b>18.178</b>	32.705	21.640	32.141	299.5							
9	1:45.077	18.291	32.840	21.687	32.259	300.3							
10	1:45.217	18.184	32.840	21.771	32.422	300.3							
11	1:45.520	18.270	32.860	21.824	32.566	299.5							
12	1:46.153	18.304	33.149	21.983	32.717	298.7							
13	1:46.392	18.327	33.309	21.928	32.828	296.2							
14	1:47.046	18.630	33.489	22.198	32.729	297.9							
15	1:46.994	18.448	33.414	22.152	32.980	300.3							
16	1:47.701	18.737	33.631	22.019	33.314	299.5							

**99** **Oscar GUTIERREZ** ESP  
 SP57 RACING TEAM YAMAHA

1	1:49.562	22.591	32.924	21.894	32.153								
2	1:45.061	18.473	32.777	21.776	<b>32.035</b>	304.5							
3	<b>1:44.774</b>	18.481	<b>32.615</b>	<b>21.547</b>	32.131	305.4							
4	1:45.375	18.552	32.780	21.771	32.272	302.8							
5	1:45.505	18.518	32.724	21.906	32.357	301.2							
6	1:45.700	18.476	32.903	21.967	32.354	300.3							
7	1:45.808	18.472	32.846	21.855	32.635	299.5							
8	1:45.626	18.550	32.938	21.814	32.324	297.9							
9	1:45.518	18.490	32.909	21.824	32.295	296.2							
10	1:45.314	18.479	32.853	21.662	32.320	297.0							
11	1:45.203	18.464	32.688	21.729	32.322	297.9							
12	1:45.239	18.382	32.826	21.801	32.230	298.7							
13	1:46.053	18.441	32.859	21.769	32.984	298.7							
14	1:45.105	<b>18.333</b>	32.771	21.788	32.213	299.5							
15	1:44.979	18.386	32.796	21.721	32.076	298.7							
16	1:45.641	18.588	32.908	21.645	32.500	303.7							

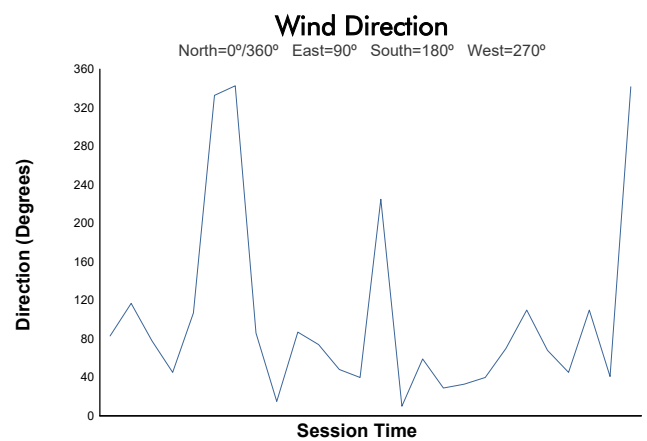
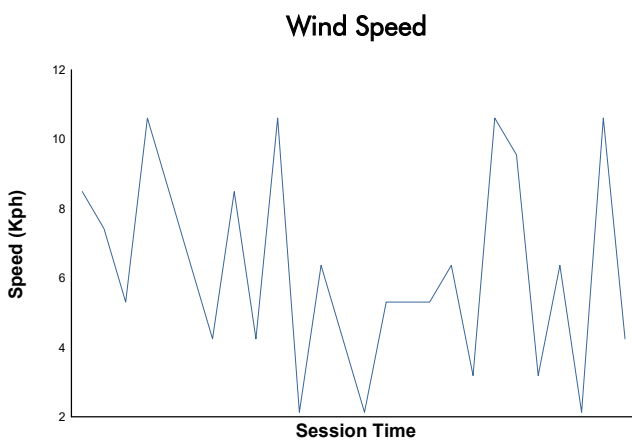
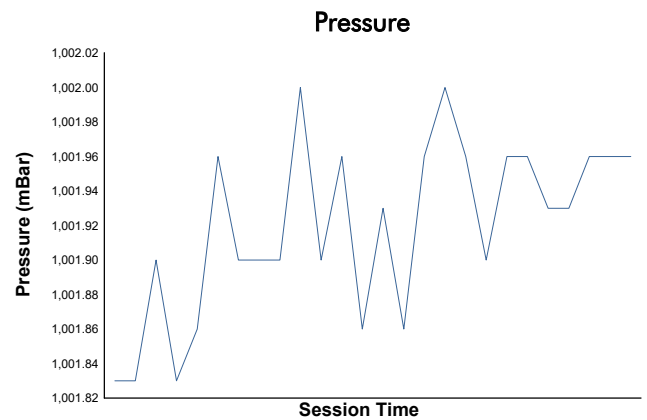
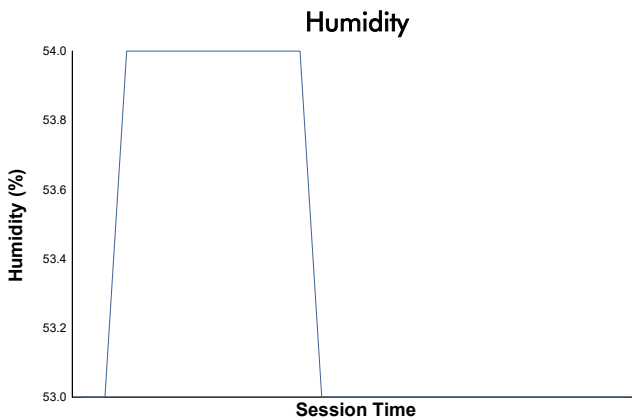
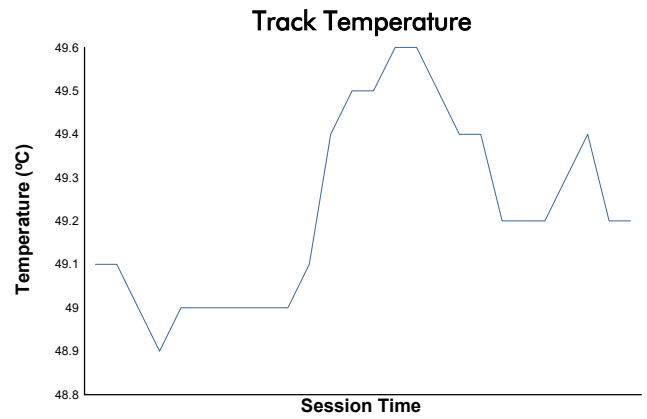
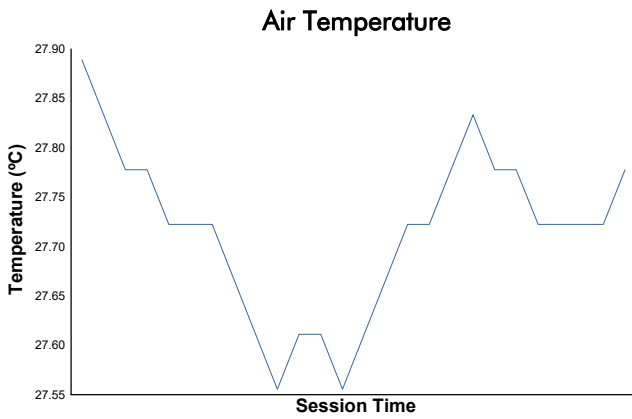


# ESBK CIRCUIT DE BARCELONA-CATALUNYA

SBK

Carrera 1

Weather Report



Track Status: **DRY**