



SBK Junior

ESBK CIRCUIT DE BARCELONA-CATALUNYA

Entrenamiento Libre 4

Classification

No	Rider	Nat	Team	Bike	Tires	Cl.	Time	Lap Total	Gap	Kph
1	27 Alvaro DIAZ	ESP	ARCO-MOTOR UNIVERSITY TEAM	YAMAHA	PIRELLI	YAMAHA	1:56.060	10 14	-	144.5
2	4 Eric FERNANDEZ	ESP	TEAM SPEED RACING	KAWASAKI	PIRELLI	KAWASAKI	1:56.502	2 10	+0.442	143.9
3	98 Daniel GOGEDA	ESP	ESP SOLUTIONS MOTAP RACING TEAM	KAWASAKI	PIRELLI	KAWASAKI	1:56.620	2 18	+0.560	143.8
4	48 Julio GARCIA	ESP	ESP SOLUTIONS MOTAP RACING TEAM	KAWASAKI	PIRELLI	KAWASAKI	1:56.878	10 17	+0.818	143.4
5	42 Raul PEREZ	ESP	FUSIÓN RACING TEAM	KAWASAKI	PIRELLI	KAWASAKI	1:56.948	7 18	+0.888	143.4
6	22 Alejandro CARRION	ESP	DR7 HMAX	KAWASAKI	PIRELLI	KAWASAKI	1:56.953	12 13	+0.893	143.3
7	72 Yeray RUIZ	ESP	YAMAHA MS RACING	YAMAHA	PIRELLI	YAMAHA	1:57.190	14 15	+1.130	143.1
8	8 Carlos GIMENEZ	ESP	ARCO-MOTOR UNIVERSITY TEAM	YAMAHA	PIRELLI	YAMAHA	1:57.563	14 16	+1.503	142.6
9	31 Max SANCHEZ	ESP	ETG RACING	YAMAHA	PIRELLI	YAMAHA	1:57.872	16 16	+1.812	142.2
10	74 Juan A. CONESA	ESP	TEAM LAGLISSE		PIRELLI		1:57.882	6 7	+1.822	142.2
11	91 Borja JIMENEZ	ESP	ESP SOLUTIONS MOTAP RACING TEAM	KAWASAKI	PIRELLI	KAWASAKI	1:57.975	10 11	+1.915	142.1
12	26 Jose M. OSUNA	ESP	DEZA - BOX 77 RACING TEAM	KAWASAKI	PIRELLI	KAWASAKI	1:58.132	5 15	+2.072	141.9
13	20 Javier CORRAL	ESP	ARCO-MOTOR UNIVERSITY TEAM	YAMAHA	PIRELLI	YAMAHA	1:58.191	12 16	+2.131	141.8
14	81 Juan E. RIVERA	COL	AUSTIN RACING VHC LIQUI MOLY	KAWASAKI	PIRELLI	KAWASAKI	1:58.224	13 13	+2.164	141.8
15	47 Ferran HERNANDEZ	ESP		HONDA	PIRELLI		1:58.327	15 15	+2.267	141.7
16	46 Humberto MAIER NETO	BRA	YAMAHA MS RACING TEAM	YAMAHA	PIRELLI		1:58.398	10 16	+2.338	141.6
17	94 Facundo A. LLAMBIAS	URY	KAWASAKI PL RACING JUNIOR TEAM	KAWASAKI	PIRELLI	KAWASAKI	1:58.413	18 18	+2.353	141.6
18	28 Valentin PERRONE	ARG	TEAM SPEED RACING	KAWASAKI	PIRELLI	KAWASAKI	1:58.444	19 19	+2.384	141.5
19	97 Johan GIMBERT	FRA	TPR KAWASAKI	KAWASAKI	PIRELLI	KAWASAKI	1:58.498	6 14	+2.438	141.5
20	35 Yeray SAIZ	ESP	KAWASAKI PL RACING JUNIOR TEAM	KAWASAKI	PIRELLI	KAWASAKI	1:58.684	13 18	+2.624	141.3
21	17 Samuel DIAZ	ESP	TECNIRACING	KAWASAKI	PIRELLI	KAWASAKI	1:58.706	10 16	+2.646	141.2
22	38 Ola NESBAKKEN	ESP	ALMA RACING TEAM	KAWASAKI	PIRELLI	KAWASAKI	1:58.956	5 17	+2.896	140.9
23	53 Hector YEBRA	ESP		KAWASAKI	PIRELLI	KAWASAKI	1:59.614	3 3	+3.554	140.2
24	18 Joan SANTOS	ESP	QRG MOTOR RACING	KAWASAKI	PIRELLI	KAWASAKI	1:59.656	2 18	+3.596	140.1
25	15 Aaron GARCIA	ESP	TJT RACING	KAWASAKI	PIRELLI	KAWASAKI	1:59.976	6 16	+3.916	139.7
26	32 Rodrigo VALENTE MARTINS	PRT	YAMAHA GV STRATOS	YAMAHA	PIRELLI	YAMAHA	1:59.979	11 17	+3.919	139.7
27	51 Juan P. URIOSTEGUI	MEX	I+DENT RACING TEAM	YAMAHA	PIRELLI	YAMAHA	2:00.043	5 19	+3.983	139.7
28	95 Afonso SIMOES DE ALMEIDA	PRT	MIGUEL OLIVEIRA FAN CLUB RACING TEAM	YAMAHA	PIRELLI		2:00.075	15 15	+4.015	139.6
29	85 Marcos LOPEZ	ESP	ALMA RACING TEAM	KAWASAKI	PIRELLI	KAWASAKI	2:00.175	6 16	+4.115	139.5
30	2 Natalia RIVERA	ESP	I+DENT RACING TEAM	YAMAHA	PIRELLI	YAMAHA	2:00.244	13 19	+4.184	139.4
31	23 Jordi RAPOSEIRAS	AND	ILUSION TEAM	KAWASAKI	PIRELLI	KAWASAKI	2:00.355	17 17	+4.295	139.3
32	84 Hector DOMINGUEZ	ESP	I+DENT RACING TEAM	YAMAHA	PIRELLI	YAMAHA	2:00.382	14 18	+4.322	139.3
33	6 Guilherme MARQUES	PRT	MIGUEL OLIVEIRA FAN CLUB	YAMAHA	PIRELLI		2:01.426	10 12	+5.366	138.1
34	16 Michal A. BUDZIASZEK	POL	I+DENT RACING TEAM	YAMAHA	PIRELLI	YAMAHA	2:02.033	5 11	+5.973	137.4
35	58 Isaac RUIVINHO MARTINS	PRT	TEAM MOTOCULUBE LOULÉ CONCELHO	KAWASAKI	PIRELLI	KAWASAKI	2:03.179	6 15	+7.119	136.1
36	44 Daniel OCETE	ESP	DS JUNIOR TEAM	YAMAHA	PIRELLI		2:03.418	6 18	+7.358	135.8
37	36 Juho KANTOLA	FIN	KALLIO RACING JUNIOR TEAM	KTM	PIRELLI		2:03.701	10 16	+7.641	135.5
38	96 Marc VICH	ESP	DS RACING SCHOOL	YAMAHA	PIRELLI		2:05.969	3 17	+9.909	133.1
39	57 Antonio TORRES	ESP	DEZA ? BOX 77 RACING TEAM	KAWASAKI	PIRELLI	KAWASAKI	2:06.450	3 4	+10.390	132.6

Max. qual. time: 2:13.468

89 Iker GARCIA	ESP	ARCO-MOTOR UNIVERSITY TEAM	YAMAHA	PIRELLI
----------------	-----	----------------------------	--------	---------

Fastest Lap:	Lap 10	Alvaro DIAZ	1:56.060	144.5 Kph
---------------------	--------	-------------	-----------------	-----------

Track Status: **DRY**

Published at:

Race Director:	Timekeeper: Denis del Pozo López 565410-B
-----------------------	--



SBK Junior

ESBK CIRCUIT DE BARCELONA-CATALUNYA

Entrenamiento Libre 4

Best Sector Times

Sector 1			Sector 2			Sector 3			Sector 4			Pos	No	Ideal Lap	Best Lap
Pos	No Rider	Time	No Rider	Time	No Rider	Time	No Rider	Time	Pos	No					
1	98 D.MOGEDA	21.719	27 A.DIAZ	35.155	98 D.MOGEDA	24.456	27 A.DIAZ	33.967	1	98	1:55.583	1:56.620	(3)		
2	72 Y.RUIZ	21.943	98 D.MOGEDA	35.368	4 E.FERNANDEZ	24.560	98 D.MOGEDA	34.040	2	27	1:55.802	1:56.060	(1)		
3	27 A.DIAZ	21.999	48 J.GARCIA	35.469	42 R.PEREZ	24.636	48 J.GARCIA	34.058	3	48	1:56.347	1:56.878	(4)		
4	22 A.CARRION	22.046	42 R.PEREZ	35.512	31 M.SANCHEZ	24.674	42 R.PEREZ	34.108	4	4	1:56.398	1:56.502	(2)		
5	4 E.FERNANDEZ	22.127	8 C.GIMENEZ	35.527	27 A.DIAZ	24.681	4 E.FERNANDEZ	34.148	5	72	1:56.635	1:57.190	(7)		
6	48 J.GARCIA	22.131	4 E.FERNANDEZ	35.563	48 J.GARCIA	24.689	22 A.CARRION	34.206	6	8	1:56.718	1:57.563	(8)		
7	8 C.GIMENEZ	22.184	72 Y.RUIZ	35.621	22 A.CARRION	24.692	72 Y.RUIZ	34.262	7	22	1:56.719	1:56.953	(6)		
8	94 F.LLAMBIAS	22.226	31 M.SANCHEZ	35.677	8 C.GIMENEZ	24.718	8 C.GIMENEZ	34.289	8	42	1:56.792	1:56.948	(5)		
9	47 F.HERNANDEZ	22.298	20 J.CORRAL	35.713	47 F.HERNANDEZ	24.745	91 B.JIMENEZ	34.429	9	31	1:57.448	1:57.872	(9)		
10	26 J.OSUNA	22.336	47 F.HERNANDEZ	35.756	72 Y.RUIZ	24.809	74 J.CONESA	34.505	10	47	1:57.496	1:58.327	(15)		
11	97 J.GIMBERT	22.400	22 A.CARRION	35.775	20 J.CORRAL	24.823	31 M.SANCHEZ	34.635	11	94	1:57.631	1:58.413	(17)		
12	35 Y.SAIZ	22.420	91 B.JIMENEZ	35.795	74 J.CONESA	24.842	47 F.HERNANDEZ	34.697	12	74	1:57.726	1:57.882	(10)		
13	81 J.RIVERA	22.427	74 J.CONESA	35.803	94 F.LLAMBIAS	24.873	20 J.CORRAL	34.706	13	91	1:57.749	1:57.975	(11)		
14	31 M.SANCHEZ	22.462	94 F.LLAMBIAS	35.805	28 V.PERRONE	24.887	94 F.LLAMBIAS	34.727	14	20	1:57.797	1:58.191	(13)		
15	91 B.JIMENEZ	22.471	26 J.OSUNA	35.878	35 Y.SAIZ	24.899	35 Y.SAIZ	34.747	15	26	1:58.016	1:58.132	(12)		
16	17 S.DIAZ	22.478	81 J.RIVERA	35.924	26 J.OSUNA	24.908	46 H.MAIER NETO	34.771	16	35	1:58.102	1:58.684	(20)		
17	46 H.MAIER NETO	22.495	38 O.NESBAKKEN	35.934	46 H.MAIER NETO	24.952	81 J.RIVERA	34.790	17	81	1:58.116	1:58.224	(14)		
18	42 R.PEREZ	22.536	28 V.PERRONE	35.948	81 J.RIVERA	24.975	97 J.GIMBERT	34.795	18	46	1:58.245	1:58.398	(16)		
19	20 J.CORRAL	22.555	97 J.GIMBERT	35.993	38 O.NESBAKKEN	24.987	28 V.PERRONE	34.848	19	28	1:58.257	1:58.444	(18)		
20	28 V.PERRONE	22.574	17 S.DIAZ	36.008	91 B.JIMENEZ	25.054	26 J.OSUNA	34.894	20	97	1:58.271	1:58.498	(19)		
21	74 J.CONESA	22.576	46 H.MAIER NETO	36.027	97 J.GIMBERT	25.083	32 R.VALENTE MARTINS	34.924	21	17	1:58.561	1:58.706	(21)		
22	95 A.SIMÕES DE ALMEIDA	22.614	35 Y.SAIZ	36.036	17 S.DIAZ	25.094	53 H.YEBRA	34.965	22	38	1:58.821	1:58.956	(22)		
23	51 J.URIOSTEGUI	22.683	51 J.URIOSTEGUI	36.287	51 J.URIOSTEGUI	25.193	17 S.DIAZ	34.981	23	53	1:59.345	1:59.614	(23)		
24	18 J.SANTOS	22.699	32 R.VALENTE MARTINS	36.296	18 J.SANTOS	25.201	38 O.NESBAKKEN	34.998	24	51	1:59.352	2:00.043	(27)		
25	53 H.YEBRA	22.701	53 H.YEBRA	36.297	85 M.LOPEZ	25.275	2 N.RIVERA	35.134	25	32	1:59.451	1:59.979	(26)		
26	85 M.LOPEZ	22.737	2 N.RIVERA	36.348	95 A.SIMÕES DE ALMEIDA	25.284	15 A.GARCIA	35.150	26	18	1:59.555	1:59.656	(24)		
27	2 N.RIVERA	22.740	18 J.SANTOS	36.402	84 H.DOMINGUEZ	25.331	84 H.DOMINGUEZ	35.157	27	85	1:59.739	2:00.175	(29)		
28	23 J.RAPOSEIRAS	22.763	84 H.DOMINGUEZ	36.405	32 R.VALENTE MARTINS	25.379	51 J.URIOSTEGUI	35.189	28	2	1:59.786	2:00.244	(30)		
29	32 R.VALENTE MARTINS	22.852	15 A.GARCIA	36.437	53 H.YEBRA	25.382	85 M.LOPEZ	35.219	29	84	1:59.800	2:00.382	(32)		
30	15 A.GARCIA	22.861	85 M.LOPEZ	36.508	15 A.GARCIA	25.410	18 J.SANTOS	35.253	30	15	1:59.858	1:59.976	(25)		
31	38 O.NESBAKKEN	22.902	95 A.SIMÕES DE ALMEIDA	36.511	23 J.RAPOSEIRAS	25.446	23 J.RAPOSEIRAS	35.347	31	95	1:59.870	2:00.075	(28)		
32	84 H.DOMINGUEZ	22.907	23 J.RAPOSEIRAS	36.714	2 N.RIVERA	25.564	95 A.SIMÕES DE ALMEIDA	35.461	32	23	2:00.270	2:00.355	(31)		
33	6 G.MARQUES	23.018	16 M.BUDZIASZEK	36.715	6 G.MARQUES	25.579	6 G.MARQUES	35.488	33	6	2:00.821	2:01.426	(33)		
34	36 J.KANTOLA	23.202	6 G.MARQUES	36.736	16 M.BUDZIASZEK	25.707	16 M.BUDZIASZEK	35.673	34	16	2:01.727	2:02.033	(34)		
35	58 I.RUIVINHO MARTINS ROSA	23.353	58 I.RUIVINHO MARTINS ROSA	37.416	58 I.RUIVINHO MARTINS ROSA	25.876	44 D.OCETE	35.698	35	58	2:02.914	2:03.179	(35)		
36	16 M.BUDZIASZEK	23.632	44 D.OCETE	37.451	44 D.OCETE	25.993	58 I.RUIVINHO MARTINS ROSA	36.269	36	44	2:02.977	2:03.418	(36)		
37	44 D.OCETE	23.835	36 J.KANTOLA	37.598	36 J.KANTOLA	26.127	36 J.KANTOLA	36.402	37	36	2:03.329	2:03.701	(37)		
38	96 M.VICH	23.924	57 A.TORRES	38.076	96 M.VICH	26.563	96 M.VICH	36.776	38	96	2:05.419	2:05.969	(38)		
39	57 A.TORRES	24.038	96 M.VICH	38.156	57 A.TORRES	26.596	57 A.TORRES	37.161	39	57	2:05.871	2:06.450	(39)		



SBK Junior

ESBK CIRCUIT DE BARCELONA-CATALUNYA

Entrenamiento Libre 4

Best Top Speed

No Rider	Team	Class	Top 1		Top 2		Top 3		Top 4		Top 5		Avg	
			Kph	Lap	Kph	Lap	Kph	Lap	Kph	Lap	Kph	Lap		
72	Yeray RUIZ	YAMAHA MS RACING	YAMAHA	213.2	14	207.5	15	203.6	4	203.2	2	202.5	3	206.0
98	Daniel MOGEDA	ESP SOLUTIONS MOTAP RACING TEAM	KAWASAKI	213.2	17	210.7	14	206.7	4	204.7	15	204.4	3	207.9
48	Julio GARCIA	ESP SOLUTIONS MOTAP RACING TEAM	KAWASAKI	211.9	16	209.5	6	207.5	3	207.1	14	207.1	2	208.6
4	Eric FERNANDEZ	TEAM SPEED RACING	KAWASAKI	211.5	2	203.6	5	201.7	3	199.5	4	198.4	8	202.9
22	Alejandro CARRION	DR7 HMAX	KAWASAKI	211.5	10	209.1	11	202.5	12	201.0	3	199.9	13	204.8
28	Valentin PERRONE	TEAM SPEED RACING	KAWASAKI	211.1	18	204.0	3	202.8	19	201.7	4	201.3	6	204.2
18	Joan SANTOS	QRG MOTOR RACING	KAWASAKI	208.3	6	204.0	4	201.0	5	199.9	15	199.9	3	202.6
35	Yeray SAIZ	KAWASAKI PL RACING JUNIOR TEAM	KAWASAKI	206.7	18	206.3	2	205.9	6	205.1	16	205.1	4	205.8
17	Samuel DIAZ	TECNIRACING	KAWASAKI	206.3	10	204.4	12	203.6	9	202.5	14	202.5	13	203.9
47	Ferran HERNANDEZ			206.3	14	205.5	15	205.1	4	204.4	3	202.1	11	204.7
85	Marcos LOPEZ	ALMA RACING TEAM	KAWASAKI	206.3	7	201.3	6	201.3	5	199.9	4	198.8	3	201.5
94	Facundo A. LLAMBIAS	KAWASAKI PL RACING JUNIOR TEAM	KAWASAKI	206.3	16	205.9	17	204.7	7	204.7	6	203.6	2	205.0
27	Alvaro DIAZ	ARCO-MOTOR UNIVERSITY TEAM	YAMAHA	205.9	10	204.7	13	203.6	5	202.5	12	201.7	8	203.7
36	Juho KANTOLA	KALLIO RACING JUNIOR TEAM		205.9	10	198.8	6	197.7	16	197.7	3	197.3	15	199.5
81	Juan E. RIVERA	AUSTIN RACING VHC LIQUI MOLY	KAWASAKI	205.5	13	203.2	12	202.8	11	202.8	9	202.8	3	203.4
8	Carlos GIMENEZ	ARCO-MOTOR UNIVERSITY TEAM	YAMAHA	204.7	5	203.2	15	202.5	13	201.3	9	201.0	6	202.5
31	Max SANCHEZ	ETG RACING	YAMAHA	204.7	16	201.7	15	201.7	14	201.7	8	200.2	12	202.0
38	Ola NESBAKKEN	ALMA RACING TEAM	KAWASAKI	203.6	7	201.0	5	200.6	9	199.9	17	198.4	2	200.7
26	Jose M. OSUNA	DEZA □ BOX 77 RACING TEAM	KAWASAKI	203.2	5	201.3	4	199.5	7	198.8	3	198.0	11	200.2
95	Afonso SIMOES DE ALMEIDA	MIGUEL OLIVEIRA FAN CLUB RACING TEAM		203.2	15	202.5	8	198.4	7	198.0	14	198.0	4	200.0
46	Humberto MAIER NETO	YAMAHA MS RACING TEAM		203.2	11	201.7	15	201.3	8	201.0	6	199.9	10	201.4
91	Borja JIMENEZ	ESP SOLUTIONS MOTAP RACING TEAM	KAWASAKI	202.8	9	202.8	8	198.4	10	193.8	11	193.1	3	198.2
97	Johan GIMBERT	TPR KAWASAKI	KAWASAKI	202.8	14	202.5	13	202.1	9	201.3	5	200.2	6	201.8
42	Raul PEREZ	FUSIÓN RACING TEAM	KAWASAKI	202.5	6	202.1	5	200.2	9	200.2	2	199.5	7	200.9
51	Juan P. URIOSTEGUI	I+DENT RACING TEAM	YAMAHA	202.5	4	200.2	5	199.5	7	198.4	15	198.4	14	199.8
23	Jordi RAPOSEIRAS	ILUSION TEAM	KAWASAKI	202.1	8	201.0	2	200.2	6	200.2	4	199.5	17	200.6
6	Guilherme MARQUES	MIGUEL OLIVEIRA FAN CLUB		201.7	10	199.1	11	197.7	8	193.5	12	191.1	7	196.6
20	Javier CORRAL	ARCO-MOTOR UNIVERSITY TEAM	YAMAHA	201.3	12	201.0	14	200.2	13	198.4	2	196.6	10	199.5
74	Juan A. CONESA	TEAM LAGLISSE		201.3	7	195.5	4	195.2	6	194.5	2	193.5	5	196.0
15	Aaron GARCIA	TJT RACING	KAWASAKI	200.2	11	199.5	6	195.5	9	193.8	12	192.8	10	196.4
2	Natalia RIVERA	I+DENT RACING TEAM	YAMAHA	199.9	15	199.5	4	196.6	13	195.2	10	194.8	14	197.2
58	Isaac RUIVINHO MARTINS R	TEAM MOTOCLUBE LOULÉ CONCELHO	KAWASAKI	199.5	15	198.8	12	195.9	7	195.9	6	195.5	4	197.1
84	Hector DOMINGUEZ	I+DENT RACING TEAM	YAMAHA	199.5	6	196.2	8	195.9	16	195.9	12	195.5	14	196.6
16	Michal A. BUDZIASZEK	I+DENT RACING TEAM	YAMAHA	198.8	4	197.3	3	194.8	2	193.1	6	192.1	7	195.2
32	Rodrigo VALENTE MARTINS	YAMAHA GV STRATOS	YAMAHA	198.4	11	197.7	4	197.0	10	197.0	6	196.6	16	197.3
53	Hector YEBRA		KAWASAKI	194.1	3	177.1	2	141.6	1					170.9
57	Antonio TORRES	DEZA ? BOX 77 RACING TEAM	KAWASAKI	193.5	3	193.5	4	141.2	2	116.5	1			161.2
96	Marc VICH	DS RACING SCHOOL		191.1	4	186.8	16	184.9	5	182.7	12	182.7	10	185.6
44	Daniel OCETE	DS JUNIOR TEAM		188.4	5	187.1	6	185.5	4	182.1	8	181.2	7	184.9
89	Iker GARCIA	ARCO-MOTOR UNIVERSITY TEAM												



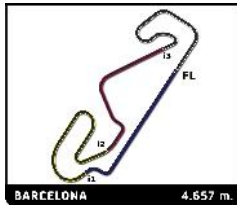
SBK Junior

ESBK CIRCUIT DE BARCELONA-CATALUNYA

Entrenamiento Libre 4

Fastest Lap Sequence

Elapsed	No Rider	Team	Bike	Class	Time	Kph	Lap
4:06.906	17 Samuel DIAZ	TECNIRACING	KAWASAKI	KAWASAK	1:59.976	139.7	2
4:31.771	42 Raul PEREZ	FUSIÓN RACING TEAM	KAWASAKI	KAWASAK	1:57.325	142.9	2
4:43.408	98 Daniel MOGEDA	ESP SOLUTIONS MOTAP RACING TEAM	KAWASAKI	KAWASAK	1:56.620	143.8	2
4:44.915	4 Eric FERNANDEZ	TEAM SPEED RACING	KAWASAKI	KAWASAK	1:56.502	143.9	2
16:56.875	27 Alvaro DIAZ	ARCO-MOTOR UNIVERSITY TEAM	YAMAHA	YAMAHA	1:56.257	144.2	5
31:42.131	27 Alvaro DIAZ	ARCO-MOTOR UNIVERSITY TEAM	YAMAHA	YAMAHA	1:56.060	144.5	10



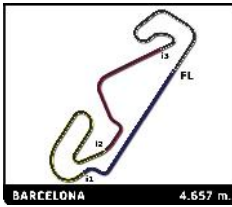
SBK Junior

ESBK CIRCUIT DE BARCELONA-CATALUNYA

Entrenamiento Libre 4

Sector Analysis

Lap	Time	Sector 1	Sector 2	Sector 3	Sector 4	Elapsed	Lap	Time	Sector 1	Sector 2	Sector 3	Sector 4	Elapsed
2 Natalia RIVERA ESP I+DENT RACING TEAM YAMAHA							5 1:58.013 22.288 35.922 25.053 34.750 13:05.195 6 1:57.808 22.550 35.746 25.043 34.469 15:03.003 7 2:12.950 B 22.786 36.367 27.107 46.690 17:15.953 8 8:32.942 6:55.983 36.323 25.390 35.246 25:48.895 9 1:57.922 22.643 35.527 24.902 34.850 27:46.817 10 1:58.303 22.827 35.868 24.944 34.664 29:45.120 11 2:00.210 22.827 35.663 27.176 34.544 31:45.330 12 2:02.543 22.588 37.619 27.175 35.161 33:47.873 13 2:01.711 22.184 35.932 25.089 38.506 35:49.584 14 1:57.563 22.560 35.798 24.916 34.289 37:47.147 15 1:57.891 22.193 35.870 24.718 35.110 39:45.038 16 1:58.465 22.462 35.858 25.321 34.824 41:43.503						
4 Eric FERNANDEZ ESP TEAM SPEED RACING KAWASAKI							15 Aaron GARCIA ESP TJT RACING KAWASAKI 1 2:29.823 35.659 40.236 31.082 42.846 2:29.823 2 2:02.754 23.727 37.517 26.007 35.503 4:32.577 3 2:01.498 23.181 36.947 25.700 35.670 6:34.075 4 2:06.912 23.516 38.698 26.946 37.752 8:40.987 5 2:04.027 23.255 37.365 27.301 36.106 10:45.014 6 1:59.976 22.861 36.437 25.528 35.150 12:44.990 7 2:17.645 B 23.124 42.157 25.657 46.707 15:02.635 8 6:19.912 4:36.413 42.095 25.821 35.583 21:22.547 9 2:07.691 23.133 37.825 31.080 35.653 23:30.238 10 2:09.734 23.269 44.982 25.896 35.587 25:39.972 11 2:00.484 22.925 36.937 25.433 35.189 27:40.456 12 2:07.374 B 23.092 36.963 25.410 41.909 29:47.830 13 3:38.382 1:59.329 37.477 25.909 35.667 33:26.212 14 2:02.093 23.397 37.098 25.950 35.648 35:28.305 15 2:02.271 23.412 37.163 25.845 35.851 37:30.576 16 2:36.391 48.671 44.030 27.314 36.376 40:06.967						
6 Guilherme MARQUES PRT MIGUEL OLIVEIRA FAN CLUB YAMAHA							16 Michal A. BUDZIASZEK POL I+DENT RACING TEAM YAMAHA 1 2:30.693 50.073 37.725 26.543 36.352 2:30.693 2 2:02.799 23.666 37.209 26.069 35.855 4:33.492 3 2:02.246 23.632 36.974 25.707 35.933 6:35.738 4 2:02.866 23.635 37.310 26.068 35.853 8:38.604 5 2:02.033 23.754 36.715 25.891 35.673 10:40.637 6 2:02.369 23.690 36.910 26.054 35.715 12:43.006 7 2:02.568 23.698 37.076 25.999 35.795 14:45.574 8 2:17.855 B 24.004 37.251 26.164 50.436 17:03.429 9 5:20.567 3:40.821 37.353 26.392 36.001 22:23.996 10 2:03.382 23.770 37.021 26.395 36.196 24:27.378 11 2:03.684 23.739 37.575 26.490 35.880 26:31.062						
8 Carlos GIMENEZ ESP ARCO-MOTOR UNIVERSITY TEAM YAMAHA							17 Samuel DIAZ ESP TECNIRACING KAWASAKI 1 2:06.930 27.625 37.958 25.812 35.535 2:06.930 2 1:59.976 23.015 36.445 25.270 35.246 4:06.906 3 2:03.779 23.560 36.256 25.341 38.622 6:10.685 4 3:42.032 B 22.673 2:01.396 27.573 50.390 9:52.717 5 3:13.948 1:32.595 40.695 25.473 35.185 13:06.665 6 2:12.412 B 22.835 36.218 25.686 47.673 15:19.077 7 4:48.545 3:02.255 42.340 27.620 36.330 20:07.622 8 2:03.423 23.037 36.349 25.752 38.285 22:11.045 9 1:59.129 22.762 36.008 25.197 35.162 24:10.174						



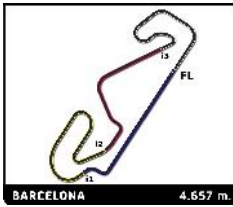
SBK Junior

ESBK CIRCUIT DE BARCELONA-CATALUNYA

Entrenamiento Libre 4

Sector Analysis

Lap	Time	Sector 1	Sector 2	Sector 3	Sector 4	Elapsed	Lap	Time	Sector 1	Sector 2	Sector 3	Sector 4	Elapsed
10	1:58.706	22.478	36.015	25.232	34.981	26:08.880	8	2:16.192 B	23.782	38.056	26.641	47.713	17:51.092
11	1:59.449	22.699	36.333	25.194	35.223	28:08.329	9	15:53.247	...	40.576	25.279	35.202	33:44.339
12	1:59.828	22.815	36.540	25.094	35.379	30:08.157	10	2:01.187	22.185	36.075	25.785	37.142	35:45.526
13	2:05.667	22.652	41.412	25.495	36.108	32:13.824	11	1:57.633	22.046	36.000	24.786	34.801	37:43.159
14	1:59.386	22.673	36.062	25.315	35.336	34:13.210	12	1:56.953	22.088	35.829	24.830	34.206	39:40.112
15	2:02.385	23.286	37.037	26.001	36.061	36:15.595	13	2:01.402	23.026	38.864	24.868	34.644	41:41.514
16	2:25.013 B	22.951	41.539	26.483	54.040	38:40.608	23 Jordi RAPOSEIRAS AND						
18 Joan SANTOS ESP						ILUSION TEAM KAWASAKI							
QRG MOTOR RACING KAWASAKI													
1	2:42.029	1:02.578	38.187	25.623	35.641	2:42.029	1	2:58.570	1:16.298	38.754	26.707	36.811	2:58.570
2	1:59.656	22.761	36.441	25.201	35.253	4:41.685	2	2:03.542	23.112	37.734	26.078	36.618	5:02.112
3	2:03.680	22.853	36.740	25.599	38.488	6:45.365	3	2:03.022	23.630	37.244	26.023	36.125	7:05.134
4	2:02.051	22.870	38.506	25.256	35.419	8:47.416	4	2:03.161	23.140	37.547	25.952	36.522	9:08.295
5	2:00.015	22.721	36.695	25.256	35.343	10:47.431	5	2:02.284	23.937	37.007	25.618	35.722	11:10.579
6	2:00.664	22.699	36.719	25.428	35.818	12:48.095	6	2:01.120	22.827	36.867	25.766	35.660	13:11.699
7	2:01.345	22.830	36.684	25.657	36.174	14:49.440	7	2:01.197	22.987	36.840	25.696	35.674	15:12.896
8	2:23.642 B	23.384	38.751	26.026	55.481	17:13.082	8	2:17.835 B	22.763	37.517	28.303	49.252	17:30.731
9	5:06.012	3:24.997	38.861	26.209	35.945	22:19.094	9	7:15.183	5:34.673	38.213	26.243	36.054	24:45.914
10	2:01.016	23.076	36.875	25.633	35.432	24:20.110	10	2:01.999	23.159	37.136	25.835	35.869	26:47.913
11	2:14.043 B	22.995	36.984	25.668	48.396	26:34.153	11	2:01.610	23.137	37.081	25.588	35.804	28:49.523
12	2:43.434	1:05.969	36.680	25.453	35.332	29:17.587	12	2:01.638	23.113	36.859	25.748	35.918	30:51.161
13	2:00.155	22.869	36.660	25.308	35.318	31:17.742	13	2:01.313	23.160	36.733	25.666	35.754	32:52.474
14	2:09.285	23.316	42.392	25.515	38.062	33:27.027	14	2:01.333	23.210	36.760	25.681	35.682	34:53.807
15	2:05.711	22.998	39.324	25.797	37.592	35:32.738	15	2:01.158	22.998	36.714	25.710	35.736	36:54.965
16	2:10.193	23.513	45.211	25.662	35.807	37:42.931	16	2:00.949	23.135	36.732	25.591	35.491	38:55.914
17	2:00.966	22.952	37.050	25.566	35.398	39:43.897	17	2:00.355	22.839	36.723	25.446	35.347	40:56.269
18	2:00.146	22.885	36.402	25.480	35.379	41:44.043	26 Jose M. OSUNA ESP						
20 Javier CORRAL ESP						DEZA BOX 77 RACING TEAM KAWASAKI							
ARCO-MOTOR UNIVERSITY TEAM YAMAHA													
1	3:04.598	1:22.646	38.170	26.405	37.377	3:04.598	1	5:08.880	3:30.351	37.244	25.637	35.648	5:08.880
2	2:00.026	22.839	36.421	25.505	35.261	5:04.624	2	1:59.873	22.951	36.489	25.256	35.177	7:08.753
3	1:59.520	22.948	36.022	25.285	35.265	7:04.144	3	1:59.822	22.847	36.106	25.020	35.849	9:08.575
4	2:04.208	23.624	38.411	25.823	36.350	9:08.352	4	1:58.410	22.336	36.253	24.908	34.913	11:06.985
5	2:00.240	23.723	36.309	25.135	35.073	11:08.592	5	1:58.132	22.404	35.878	24.943	34.907	13:05.117
6	1:59.246	22.923	35.980	25.301	35.042	13:07.838	6	2:03.915	26.139	37.386	25.282	35.108	15:09.032
7	1:58.979	22.944	35.833	25.070	35.132	15:06.817	7	1:59.272	22.774	36.117	25.281	35.100	17:08.304
8	2:22.978 B	24.498	40.604	27.097	50.779	17:29.795	8	2:14.741 B	22.915	36.218	25.151	50.457	19:23.045
9	8:19.204	6:42.197	36.667	25.255	35.085	25:48.999	9	7:53.606	6:15.068	36.617	25.508	36.413	27:16.651
10	1:59.239	22.786	35.723	24.823	35.907	27:48.238	10	1:59.306	22.867	36.267	25.159	35.013	29:15.957
11	1:59.881	23.204	36.114	25.216	35.347	29:48.119	11	1:58.897	22.743	36.046	24.952	35.156	31:14.854
12	1:58.191	22.706	35.794	24.985	34.706	31:46.310	12	2:10.888	29.594	38.498	25.393	37.403	33:25.742
13	2:02.317	22.679	36.710	27.254	35.674	33:48.627	13	2:15.074 B	23.012	36.235	25.354	50.473	35:40.816
14	2:13.497 B	22.555	35.713	24.840	50.389	36:02.124	14	3:31.922	1:52.917	38.365	25.556	35.084	39:12.738
15	3:23.571	1:42.690	38.367	26.288	36.226	39:25.695	15	1:59.102	22.739	36.029	25.440	34.894	41:11.840
16	2:04.635	23.987	38.418	26.208	36.022	41:30.330	27 Alvaro DIAZ ESP						
22 Alejandro CARRION ESP						ARCO-MOTOR UNIVERSITY TEAM YAMAHA							
DR7 HMAX KAWASAKI													
1	2:54.155 B	55.897	37.324	25.695	55.239	2:54.155	1	9:08.393	7:29.278	37.295	25.904	35.916	9:08.393
2	2:18.337	40.994	36.742	25.251	35.350	5:12.492	2	1:57.853	22.961	35.922	24.797	34.173	11:06.246
3	2:30.183	22.471	1:03.600	28.556	35.556	7:42.675	3	1:56.661	22.375	35.455	24.681	34.150	13:02.907
4	1:58.262	22.603	36.232	24.828	34.599	9:40.937	4	1:57.711	22.751	36.165	24.690	34.105	15:00.618
5	1:58.268	22.543	36.008	24.804	34.913	11:39.205	5	1:56.257	22.152	35.339	24.683	34.083	16:56.875
6	1:57.840	22.492	35.775	25.037	34.536	13:37.045	6	2:12.637 B	22.780	36.592	26.143	47.122	19:09.512
7	1:57.855	22.497	36.043	24.692	34.623	15:34.900	7	6:39.552	5:02.982	36.328	25.220	35.022	25:49.064
							8	1:56.723	22.276	35.296	25.075	34.076	27:45.787
							9	2:00.284	22.702	37.183	25.358	35.041	29:46.071
							10	1:56.060	21.999	35.352	24.742	33.967	31:42.131



SBK Junior ESBK CIRCUIT DE BARCELONA-CATALUNYA Entrenamiento Libre 4

Sector Analysis

— Invalidated Lap ■ Personal Best ■ Session Best B Crossing the pit lane

Lap	Time	Sector 1	Sector 2	Sector 3	Sector 4	Elapsed	Lap	Time	Sector 1	Sector 2	Sector 3	Sector 4	Elapsed
11	2:04.345	22.563	37.778	26.776	37.228	33:46.476	10	2:00.942	23.236	36.854	25.592	35.260	26:07.654
12	1:56.791	22.153	35.177	24.799	34.662	35:43.267	11	1:59.979	22.881	36.617	25.557	34.924	28:07.633
13	1:56.321	22.164	35.155	24.898	34.104	37:39.588	12	2:00.211	22.891	36.498	25.466	35.356	30:07.844
14	2:13.590B	24.078	37.556	25.477	46.479	39:53.178	13	2:02.184	23.327	37.370	25.735	35.752	32:10.028

28 Valentin PERRONE							ARG
TEAM SPEED RACING							KAWASAKI
1	2:50.838	1:12.401	36.799	25.348	36.290	2:50.838	
2	1:59.104	23.024	36.063	25.113	34.904	4:49.942	
3	1:59.111	22.652	36.091	25.252	35.116	6:49.053	
4	1:58.984	22.830	36.129	25.177	34.848	8:48.037	
5	1:59.111	22.637	36.312	25.146	35.016	10:47.148	
6	2:00.360	22.776	36.383	25.310	35.891	12:47.508	
7	2:00.024	22.943	36.372	25.300	35.409	14:47.532	
8	2:00.031	23.137	36.275	25.397	35.222	16:47.563	
9	2:00.331	23.247	36.483	25.381	35.220	18:47.894	
10	2:18.649B	27.943	39.001	25.552	46.153	21:06.543	
11	3:47.729B	1:49.237	37.457	25.442	55.593	24:54.272	
12	2:16.891	39.339	36.794	25.461	35.297	27:11.163	
13	1:59.772	23.073	36.286	25.055	35.358	29:10.935	
14	2:15.373B	23.272	39.243	26.843	46.015	31:26.308	
15	2:19.313	39.580	38.415	25.274	36.044	33:45.621	
16	2:01.518	22.943	37.275	25.055	36.245	35:47.139	
17	1:58.855	22.920	36.076	24.938	34.921	37:45.994	
18	1:59.691	22.574	36.064	25.166	35.887	39:45.685	
19	1:58.444	22.605	35.948	24.887	35.004	41:44.129	

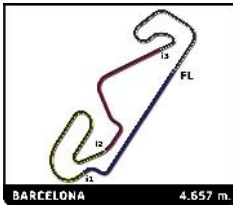
31 Max SANCHEZ							ESP
ETG RACING							YAMAHA
1	3:04.458	1:23.025	36.858	25.915	38.660	3:04.458	
2	2:00.098	23.567	36.147	25.200	35.184	5:04.556	
3	2:21.375B	27.334	41.620	28.520	43.901	7:25.931	
4	8:46.491	6:53.388	36.737	27.687	48.679	16:12.422	
5	2:47.231	23.367	55.804	40.921	47.139	18:59.653	
6	2:00.155	23.647	36.218	25.130	35.160	20:59.808	
7	2:36.383	23.773	58.917	32.753	40.940	23:36.191	
8	1:59.552	22.978	36.409	25.312	34.853	25:35.743	
9	2:03.900	25.455	38.395	25.190	34.860	27:39.643	
10	1:59.040	22.897	36.133	25.145	34.865	29:38.683	
11	2:01.401	24.444	36.575	25.168	35.214	31:40.084	
12	2:06.339	22.742	36.159	25.363	42.075	33:46.423	
13	1:58.451	22.780	35.990	24.821	34.860	35:44.874	
14	2:00.202	22.607	36.324	25.252	36.019	37:45.076	
15	1:58.505	22.807	35.677	25.007	35.014	39:43.581	
16	1:57.872	22.462	36.101	24.674	34.635	41:41.453	

32 Rodrigo VALENTE MARTINS							PRT
YAMAHA GV STRATOS							YAMAHA
1	2:46.484	1:04.954	37.795	26.319	37.416	2:46.484	
2	2:02.274	23.373	37.567	25.652	35.682	4:48.758	
3	2:01.127	23.286	36.558	25.582	35.701	6:49.885	
4	2:00.925	23.117	36.296	25.608	35.904	8:50.810	
5	2:00.819	23.284	36.528	25.579	35.428	10:51.629	
6	2:00.547	23.186	36.434	25.685	35.242	12:52.176	
7	2:01.172	22.852	36.517	25.481	36.322	14:53.348	
8	2:14.197B	23.692	37.222	25.526	47.757	17:07.545	
9	6:59.167	5:19.424	37.068	26.096	36.579	24:06.712	

35 Yeray SAIZ							ESP
KAWASAKI PL RACING JUNIOR TEAM							KAWASAKI
1	2:47.580	1:09.286	37.731	25.405	35.158	2:47.580	
2	1:59.181	22.691	36.429	25.195	34.866	4:46.761	
3	1:59.122	22.883	36.471	25.021	34.747	6:45.883	
4	1:58.752	22.583	36.163	25.179	34.827	8:44.635	
5	1:59.212	22.792	36.397	24.960	35.063	10:43.847	
6	2:18.741B	22.681	37.501	27.117	51.442	13:02.588	
7	5:57.376	4:16.482	37.745	26.182	36.967	18:59.964	
8	1:59.292	22.724	36.321	25.299	34.948	20:59.256	
9	2:48.651	33.153	51.586	33.516	50.396	23:47.907	
10	1:59.547	22.838	36.407	25.132	35.170	25:47.454	
11	1:59.352	22.847	36.212	25.154	35.139	27:46.806	
12	1:59.063	23.085	36.166	24.899	34.913	29:45.869	
13	1:58.684	22.640	36.036	25.112	34.896	31:44.553	
14	1:59.061	22.609	36.216	25.069	35.167	33:43.614	
15	2:00.460	22.732	36.419	25.625	35.684	35:44.074	
16	2:01.218	22.603	37.142	25.597	35.876	37:45.292	
17	2:00.755	22.983	36.247	25.852	35.673	39:46.047	
18	2:06.645B	22.420	36.280	25.101	42.844	41:52.692	

36 Juho KANTOLA							FIN
KALLIO RACING JUNIOR TEAM							KTM
1	2:19.335	33.240	38.884	27.403	39.808	2:19.335	
2	2:05.245	23.944	38.325	26.296	36.680	4:24.580	
3	2:04.474	23.503	37.872	26.326	36.773	6:29.054	
4	2:04.071	23.883	37.598	26.188	36.402	8:33.125	
5	2:04.266	23.703	37.694	26.284	36.585	10:37.391	
6	2:04.286	23.427	37.892	26.348	36.619	12:41.677	
7	2:19.568B	23.841	38.157	26.167	51.403	15:01.245	
8	8:38.183	6:53.849	38.689	26.734	38.911	23:39.428	
9	2:05.079	23.661	37.920	26.750	36.748	25:44.507	
10	2:03.701	23.202	37.772	26.127	36.600	27:48.208	
11	2:05.197	24.236	37.935	26.241	36.785	29:53.405	
12	2:04.900	23.666	38.022	26.142	37.070	31:58.305	
13	2:19.690B	24.049	38.268	26.569	50.804	34:17.995	
14	3:27.103	1:42.607	39.797	26.798	37.901	37:45.098	
15	2:04.887	24.088	37.996	26.189	36.614	39:49.985	
16	2:04.199	23.514	37.844	26.231	36.610	41:54.184	

38 Oia NESBAKKEN							ESP
ALMA RACING TEAM							KAWASAKI
1	2:22.271	36.750	39.670	29.468	36.383	2:22.271	
2	2:11.022B	23.374	36.979	26.013	44.656	4:33.293	
3	2:19.600	42.626	36.379	25.343	35.252	6:52.893	
4	1:59.844	23.168	36.191	25.130	35.355	8:52.737	
5	1:58.956	22.902	35.962	24.989	35.103	10:51.693	
6	2:00.117	22.902	35.934	25.198	36.083	12:51.810	

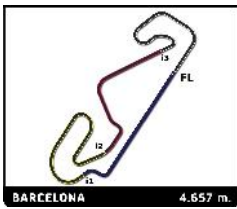


SBK Junior
ESBK CIRCUIT DE BARCELONA-CATALUNYA
Entrenamiento Libre 4

Sector Analysis

Lap	Time	Sector 1	Sector 2	Sector 3	Sector 4	Elapsed	Lap	Time	Sector 1	Sector 2	Sector 3	Sector 4	Elapsed
7	2:00.907	22.973	36.476	24.987	36.471	14:52.717	2	2:01.125	23.438	36.735	25.595	35.357	4:53.557
8	2:02.391	23.687	37.384	25.522	35.798	16:55.108	3	2:24.197	24.599	41.688	25.286	52.624	7:17.754
9	2:04.553	23.022	36.604	26.008	38.919	18:59.661	4	1:59.886	22.740	36.485	25.549	35.112	9:17.640
10	1:59.814	23.336	36.331	25.149	34.998	20:59.475	5	1:59.162	23.066	36.227	25.039	34.830	11:16.802
11	2:09.715	24.225	40.816	25.442	39.232	23:09.190	6	2:15.966B	22.634	37.035	26.673	49.624	13:32.768
12	2:00.205	23.341	36.213	25.477	35.174	25:09.395	7	8:37.832	6:52.098	37.842	25.450	42.442	22:10.600
13	2:02.981	23.587	37.816	26.343	35.235	27:12.376	8	1:59.193	22.872	36.055	25.393	34.873	24:09.793
14	1:59.657	22.996	36.190	25.090	35.381	29:12.033	9	1:59.712	22.962	36.429	25.470	34.851	26:09.505
15	2:03.486	23.129	37.468	25.843	37.046	31:15.519	10	1:58.398	22.640	36.027	24.952	34.779	28:07.903
16	2:11.684	24.118	39.887	26.427	41.252	33:27.203	11	1:58.800	22.495	36.333	25.170	34.802	30:06.703
17	2:12.821B	23.045	37.368	25.482	46.926	35:40.024	12	2:06.687	23.624	41.512	25.671	35.880	32:13.390
42 Raul PEREZ ESP FUSIÓN RACING TEAM KAWASAKI							47 Ferran HERNANDEZ ESP HONDA						
1	2:34.446	57.466	37.289	25.144	34.547	2:34.446	1	2:29.107B	27.066	39.888	31.577	50.576	2:29.107
2	1:57.325	22.536	35.528	24.871	34.390	4:31.771	2	2:16.689	39.294	36.757	25.122	35.516	4:45.796
3	2:13.887B	22.772	35.817	26.944	48.354	6:45.658	3	1:58.662	22.651	36.036	24.968	35.007	6:44.458
4	2:22.641	43.889	37.405	25.113	36.234	9:08.299	4	1:58.723	22.428	36.210	25.128	34.957	8:43.181
5	1:57.871	22.682	36.054	24.881	34.254	11:06.170	5	2:00.280	23.357	36.784	25.299	34.840	10:43.461
6	1:57.024	22.658	35.531	24.660	34.175	13:03.194	6	2:06.762	22.526	37.239	26.527	40.470	12:50.223
7	1:56.948	22.595	35.512	24.733	34.108	15:00.142	7	2:11.533B	22.773	36.650	25.425	46.685	15:01.756
8	1:57.018	22.559	35.690	24.636	34.133	16:57.160	8	9:41.848	7:54.175	37.179	25.438	45.056	24:43.604
9	2:09.151B	22.845	36.354	25.861	44.091	19:06.311	9	2:00.985	22.705	35.837	25.661	36.782	26:44.589
10	5:36.792	3:58.004	38.222	25.517	35.049	24:43.103	10	1:58.628	22.951	35.987	24.993	34.697	28:43.217
11	2:01.179	22.844	35.841	25.726	36.768	26:44.282	11	1:58.595	22.599	36.057	24.995	34.944	30:41.812
12	1:57.681	22.840	35.699	24.798	34.344	28:41.963	12	2:15.948B	23.511	38.546	26.282	47.609	32:57.760
13	1:58.337	22.741	36.083	24.961	34.552	30:40.300	13	4:46.220	3:02.533	40.224	25.685	37.778	37:43.980
14	1:59.312	22.699	35.872	25.237	35.504	32:39.612	14	1:58.556	22.298	36.154	25.048	35.056	39:42.536
15	2:06.901	22.989	39.727	26.709	37.476	34:46.513	15	1:58.327	22.890	35.756	24.745	34.936	41:40.863
16	2:00.239	23.266	36.386	25.523	35.064	36:46.752	48 Julio GARCIA ESP ESP SOLUTIONS MOTAP RACING TEA KAWASAKI						
17	2:07.521	23.231	40.013	26.961	37.316	38:54.273	1	2:48.709	1:01.370	45.623	25.453	36.263	2:48.709
18	1:59.465	23.027	36.210	25.207	35.021	40:53.738	2	1:58.726	22.410	36.427	25.177	34.712	4:47.435
44 Daniel OCETE ESP DS JUNIOR TEAM YAMAHA							3	2:00.220	22.491	36.423	24.884	36.422	6:47.655
1	2:33.066	49.740	38.878	27.097	37.351	2:33.066	4	1:57.952	22.387	36.069	24.815	34.681	8:45.607
2	2:06.544	24.381	38.059	26.923	37.181	4:39.610	5	1:59.809	22.323	35.702	25.258	36.526	10:45.416
3	2:04.104	24.428	37.598	26.097	35.981	6:43.714	6	1:58.808	22.162	35.998	25.782	34.866	12:44.224
4	2:04.094	24.077	37.804	25.993	36.220	8:47.808	7	2:20.679B	23.103	41.989	26.007	49.580	15:04.903
5	2:03.887	23.868	37.632	26.200	36.187	10:51.695	8	8:30.863	6:38.574	41.102	32.971	38.216	23:35.766
6	2:03.418	23.835	37.451	26.188	35.944	12:55.113	9	2:04.238	23.706	40.879	25.198	34.455	25:40.004
7	2:04.603	24.167	37.620	26.449	36.367	14:59.716	10	1:56.878	22.370	35.694	24.756	34.058	27:36.882
8	2:18.889B	24.245	37.517	27.094	50.033	17:18.605	11	2:03.334	23.148	40.306	25.101	34.779	29:40.216
9	3:47.281	2:06.365	38.098	26.507	36.311	21:05.886	12	1:59.003	22.815	36.114	25.086	34.988	31:39.219
10	2:05.433	24.593	37.945	26.578	36.317	23:11.319	13	2:08.338	23.650	42.502	27.198	34.988	33:47.557
11	2:04.771	24.554	37.707	26.370	36.140	25:16.090	14	2:01.176	22.226	35.870	24.689	38.391	35:48.733
12	2:04.669	24.419	37.724	26.379	36.147	27:20.759	15	1:57.409	22.131	35.469	24.985	34.824	37:46.142
13	2:19.580B	24.488	37.770	26.633	50.689	29:40.339	16	1:57.796	22.230	35.613	24.693	35.260	39:43.938
14	3:36.231	1:55.540	37.925	26.444	36.322	33:16.570	17	1:59.443	22.314	37.398	24.909	34.822	41:43.381
15	2:05.092	24.578	37.761	26.491	36.262	35:21.662	46 Humberto MAIER NETO BRA YAMAHA MS RACING TEAM YAMAHA						
16	2:10.666	26.372	41.677	26.332	36.285	37:32.328	1	2:52.432	56.098	37.808	25.990	52.536	2:52.432
17	2:04.624	24.248	37.686	26.375	36.315	39:36.952	51 Juan P. URIOSTEGUI MEX I+DENT RACING TEAM YAMAHA						
18	2:04.013	24.386	37.568	26.361	35.698	41:40.965	1	2:39.030	53.276	39.519	27.681	38.554	2:39.030





SBK Junior
ESBK CIRCUIT DE BARCELONA-CATALUNYA
Entrenamiento Libre 4
Sector Analysis

_ Invalidated Lap							■ Personal Best							■ Session Best							B Crossing the pit lane						
Lap	Time	Sector 1	Sector 2	Sector 3	Sector 4	Elapsed	Lap	Time	Sector 1	Sector 2	Sector 3	Sector 4	Elapsed	Lap	Time	Sector 1	Sector 2	Sector 3	Sector 4	Elapsed	Lap	Time	Sector 1	Sector 2	Sector 3	Sector 4	Elapsed
2	2:06.816	24.956	38.723	26.894	36.243	4:45.846	6	2:19.016B	22.829	37.439	27.209	51.539	13:02.307														
3	2:03.400	23.689	37.996	26.426	35.289	6:49.246	7	9:08.393	7:22.451	37.820	25.461	42.661	22:10.700														
4	2:00.383	23.050	36.597	25.547	35.189	8:49.629	8	1:57.823	22.556	35.665	25.148	34.454	24:08.523														
5	2:00.043	22.980	36.351	25.339	35.373	10:49.672	9	1:57.666	22.608	35.744	24.937	34.377	26:06.189														
6	2:01.562	23.142	36.287	25.626	36.507	12:51.234	10	1:58.055	22.694	35.957	25.046	34.358	28:04.244														
7	2:14.643B	22.683	36.437	25.807	49.716	15:05.877	11	1:58.123	22.605	35.880	25.141	34.497	30:02.367														
8	2:52.304	1:13.653	36.997	25.885	35.769	17:58.181	12	2:23.016B	27.556	41.922	25.579	47.959	32:25.383														
9	2:01.073	23.217	36.725	25.469	35.662	19:59.254	13	5:20.361	3:36.876	41.967	25.494	36.024	37:45.744														
10	2:01.290	23.391	36.564	25.487	35.848	22:00.544	14	1:57.190	21.943	35.621	25.099	34.527	39:42.934														
11	2:00.774	23.084	36.464	25.634	35.592	24:01.318	15	1:57.623	22.252	35.655	24.966	34.750	41:40.557														
12	2:00.714	23.167	36.412	25.665	35.470	26:02.032																					
13	2:01.149	23.291	36.659	25.519	35.680	28:03.181																					
14	2:00.182	22.905	36.542	25.435	35.300	30:03.363																					
15	2:00.498	23.148	36.415	25.432	35.503	32:03.861																					
16	2:01.079	23.233	36.519	25.566	35.761	34:04.940																					
17	2:00.937	23.228	36.451	25.542	35.716	36:05.877																					
18	2:00.564	23.149	36.445	25.193	35.777	38:06.441																					
19	2:00.327	22.914	36.477	25.435	35.501	40:06.768																					

53

Hector YEBRA ESP
KAWASAKI

1	2:41.181	1:00.285	37.328	25.793	37.775	2:41.181
2	2:01.212	24.382	36.483	25.382	34.965	4:42.393
3	1:59.614	22.943	36.297	25.404	34.970	6:42.007

57

Antonio TORRES ESP
DEZA ? BOX 77 RACING TEAM KAWASAKI

1	10:19.160B	8:24.143	40.315	27.175	47.527	10:19.160
2	5:05.867	3:21.839	39.148	27.111	37.769	15:25.027
3	2:06.450	24.349	38.323	26.617	37.161	17:31.477
4	2:15.338B	24.038	38.076	26.596	46.628	19:46.815

58

Isaac RUIVINO MARTINS ROSA PRT
TEAM MOTOCUCLUBE LOULÉ CONCELH KAWASAKI

1	2:24.276	41.476	39.072	26.746	36.982	2:24.276
2	2:06.319	23.977	37.909	26.378	38.055	4:30.595
3	2:05.087	23.966	37.818	26.021	37.282	6:35.682
4	2:03.996	24.021	37.608	25.920	36.447	8:39.678
5	2:05.720	23.740	38.052	26.806	37.122	10:45.398
6	2:03.179	23.353	37.416	26.141	36.269	12:48.577
7	2:03.648	23.369	37.577	26.181	36.521	14:52.225
8	2:28.547B	25.026	42.173	29.982	51.366	17:20.772
9	9:46.778	8:05.159	38.325	26.519	36.775	27:07.550
10	2:04.348	23.842	37.814	26.254	36.438	29:11.898
11	2:03.570	23.790	37.517	25.876	36.387	31:15.468
12	2:22.125B	23.575	37.478	26.130	54.942	33:37.593
13	2:24.813	43.900	38.045	26.329	36.539	36:02.406
14	2:03.942	23.739	37.673	26.191	36.339	38:06.348
15	2:03.868	23.643	37.633	25.983	36.609	40:10.216

72

Yeray RUIZ ESP
YAMAHA MS RACING YAMAHA

1	2:50.942	55.374	38.269	25.787	51.512	2:50.942
2	1:58.394	22.758	36.099	25.114	34.423	4:49.336
3	1:58.120	22.797	35.778	25.283	34.262	6:47.456
4	1:57.845	22.347	35.944	24.809	34.745	8:45.301
5	1:57.990	22.443	35.735	25.080	34.732	10:43.291

74

Juan A. CONESA ESP
TEAM LAGLISSE

1	2:54.756	49.059	46.136	25.114	54.447	2:54.756
2	1:58.866	22.969	35.969	25.089	34.839	4:53.622
3	2:23.794	24.880	41.146	25.106	52.662	7:17.416
4	1:58.604	22.852	36.034	25.023	34.695	9:16.020
5	1:58.596	22.927	35.922	25.153	34.594	11:14.616
6	1:57.882	22.732	35.803	24.842	34.505	13:12.498
7	1:59.614	22.576	36.811	25.345	34.882	15:12.112

81

Juan E. RIVERA COL
AUSTIN RACING VHC LIQUI MOLY KAWASAKI

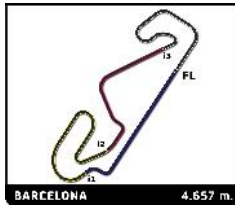
1	2:47.973	1:10.130	37.003	25.436	35.404	2:47.973
2	1:59.063	22.791	36.337	24.987	34.948	4:47.036
3	1:59.062	22.673	36.265	25.255	34.869	6:46.098
4	1:59.181	22.427	36.467	25.264	35.023	8:45.279
5	1:59.556	23.087	35.924	25.263	35.282	10:44.835
6	2:06.771	23.315	40.231	27.168	36.057	12:51.606
7	2:12.950B	22.612	36.588	25.118	48.632	15:04.556
8	16:39.563	...	38.112	25.690	35.041	31:44.119
9	1:59.555	22.839	36.323	25.184	35.209	33:43.674
10	2:00.196	22.923	36.309	25.567	35.397	35:43.870
11	1:59.935	22.947	36.159	25.204	35.625	37:43.805
12	1:59.347	22.849	36.346	25.191	34.961	39:43.152
13	1:58.224	22.485	35.974	24.975	34.790	41:41.376

84

Hector DOMINGUEZ ESP
H-DENT RACING TEAM YAMAHA

1	2:21.795	30.679	37.962	30.774	42.380	2:21.795
2	2:02.258	23.251	37.132	25.769	36.106	4:24.053
3	2:26.265B	30.887	38.872	25.534	50.972	6:50.318
4	3:28.353B	1:33.834	40.262	26.589	47.668	10:18.671
5	2:32.583	44.725	39.240	26.420	42.198	12:51.254
6	2:14.047B	23.221	36.535	25.331	48.960	15:05.301
7	2:52.799	1:13.965	37.111	25.885	35.838	17:58.100
8	2:01.193	23.475	36.647	25.569	35.502	19:59.293
9	2:00.889	23.548	36.470	25.372	35.499	22:00.182
10	2:01.298	23.770	36.471	25.401	35.656	24:01.480
11	2:00.914	23.480	36.549	25.471	35.414	26:02.394
12	2:00.484	23.249	36.486	25.332	35.417	28:02.878
13	2:00.990	23.875	36.412	25.356	35.347	30:03.868
14	2:00.382	23.261	36.405	25.559	35.157	32:04.250
15	2:09.097	23.186	37.633	26.739	41.539	34:13.347
16	2:01.087	22.907	36.840	25.657	35.683	36:14.434
17	2:22.655B	23.299	43.317	26.358	49.681	38:37.089
18	2:38.611	54.907	38.684	26.599	38.421	41:15.700





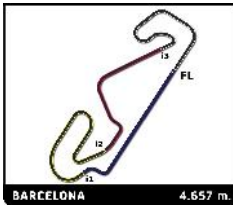
SBK Junior

ESBK CIRCUIT DE BARCELONA-CATALUNYA

Entrenamiento Libre 4

Sector Analysis

Legend: — Invalidated Lap ■ Personal Best ■ Session Best B Crossing the pit lane														
Lap	Time	Sector 1	Sector 2	Sector 3	Sector 4	Elapsed	Lap	Time	Sector 1	Sector 2	Sector 3	Sector 4	Elapsed	
85	Marcos LOPEZ ESP							1	2:58.261	1:17.356	38.214	26.079	36.612	2:58.261
	ALMA RACING TEAM KAWASAKI							2	2:03.952	23.599	37.754	25.962	36.637	5:02.213
1	3:14.607	B 1:20.107	38.495	26.864	49.141	3:14.607	3	2:02.988	23.421	37.536	25.887	36.144	7:05.201	
2	3:23.768	1:44.614	37.665	25.807	35.682	6:38.375	4	2:02.804	23.244	37.562	25.739	36.259	9:08.005	
3	2:14.334	23.055	36.562	25.279	49.438	8:52.709	5	2:02.361	23.831	36.990	25.766	35.774	11:10.366	
4	2:00.578	23.228	36.532	25.381	35.437	10:53.287	6	2:01.619	23.272	36.949	25.701	35.697	13:11.985	
5	2:00.396	23.096	36.508	25.399	35.393	12:53.683	7	2:00.976	22.978	36.907	25.630	35.461	15:12.961	
6	2:00.175	22.932	36.576	25.275	35.392	14:53.858	8	2:18.244	B 22.793	37.289	26.400	51.762	17:31.205	
7	2:00.999	22.737	37.236	25.366	35.660	16:54.857	9	12:04.859	...	37.488	26.065	36.079	29:36.064	
8	2:30.217	B 26.630	42.186	27.597	53.804	19:25.074	10	2:02.384	23.521	37.099	25.944	35.820	31:38.448	
9	5:10.587	3:31.543	37.244	25.793	36.007	24:35.661	11	2:01.829	23.472	37.016	25.644	35.697	33:40.277	
10	2:01.580	23.401	36.999	25.643	35.537	26:37.241	12	2:02.375	23.534	37.070	26.017	35.754	35:42.652	
11	2:01.127	23.250	36.926	25.461	35.490	28:38.368	13	2:02.540	23.316	36.959	25.409	36.856	37:45.192	
12	2:01.236	23.273	36.910	25.610	35.443	30:39.604	14	2:01.215	23.498	36.550	25.459	35.708	39:46.407	
13	2:23.241	B 26.466	40.926	26.624	49.225	33:02.845	15	2:00.075	22.614	36.511	25.284	35.666	41:46.482	
14	3:27.183	1:44.285	40.895	25.994	36.009	36:30.028								
15	2:00.836	23.201	36.902	25.514	35.219	38:30.864								
16	2:00.845	23.136	36.683	25.444	35.582	40:31.709								
91	Borja JIMENEZ ESP							96	Marc VICH ESP					
	ESP SOLUTIONS MOTAP RACING TEA KAWASAKI								DS RACING SCHOOL YAMAHA					
1	2:06.373	27.885	37.184	25.732	35.572	2:06.373	1	2:33.078	48.870	39.445	27.396	37.367	2:33.078	
2	2:00.590	23.276	36.491	25.567	35.256	4:06.963	2	2:06.479	24.741	38.168	26.563	37.007	4:39.557	
3	2:03.339	23.002	36.479	25.453	38.405	6:10.302	3	2:05.969	24.444	38.156	26.593	36.776	6:45.526	
4	2:00.491	23.165	36.710	25.442	35.174	8:10.793	4	2:06.287	23.924	38.339	27.005	37.019	8:51.813	
5	2:03.224	23.435	39.076	25.383	35.330	10:14.017	5	2:06.965	24.666	38.219	27.073	37.007	10:58.778	
6	2:10.843	B 23.194	36.878	25.722	45.049	12:24.860	6	2:11.982	24.643	38.308	26.969	42.062	13:10.760	
7	11:19.766	9:19.198	41.184	33.381	46.003	23:44.626	7	2:22.946	B 25.416	39.437	26.951	51.142	15:33.706	
8	1:59.764	22.847	36.154	25.056	35.707	25:44.390	8	3:43.070	1:54.225	44.194	27.220	37.431	19:16.776	
9	1:57.979	22.566	35.811	25.054	34.548	27:42.369	9	2:07.414	24.850	38.495	27.092	36.977	21:24.190	
10	1:57.975	22.471	35.795	25.280	34.429	29:40.344	10	2:09.567	24.656	38.495	28.550	37.866	23:33.757	
11	1:58.928	22.838	36.063	25.069	34.958	31:39.272	11	2:18.404	27.602	43.910	27.179	39.713	25:52.161	
							12	2:08.499	24.891	38.839	27.414	37.355	28:00.660	
							13	2:14.658	28.714	41.323	27.025	37.596	30:15.318	
							14	2:19.320	B 24.833	38.806	27.020	48.661	32:34.638	
							15	3:15.457	1:24.498	39.101	33.672	38.186	35:50.095	
							16	2:06.302	24.152	38.309	26.894	36.947	37:56.397	
							17	2:06.931	24.588	38.327	26.989	37.027	40:03.328	
94	Facundo A. LLAMBIAS URY							97	Johan GIMBERT FRA					
	KAWASAKI PL RACING JUNIOR TEAM KAWASAKI								TPR KAWASAKI KAWASAKI					
1	2:47.457	1:08.514	37.900	25.655	35.388	2:47.457	1	2:59.594	B 45.836	47.646	25.589	1:00.523	2:59.594	
2	1:59.912	22.572	36.867	25.134	35.339	4:47.369	2	2:16.669	39.795	36.349	25.334	35.191	5:16.263	
3	1:59.417	22.663	36.444	24.977	35.333	6:46.786	3	1:59.277	22.849	36.070	25.291	35.067	7:15.540	
4	1:58.766	22.670	36.376	24.993	34.727	8:45.552	4	2:02.451	22.751	36.790	27.449	35.461	9:17.991	
5	1:58.442	22.573	35.805	24.979	35.085	10:43.994	5	1:58.512	22.556	35.993	25.138	34.825	11:16.503	
6	2:06.532	22.226	36.753	25.524	42.029	12:50.526	6	1:58.498	22.527	36.001	25.175	34.795	13:15.001	
7	2:11.059	B 22.572	36.644	25.878	45.965	15:01.585	7	2:12.160	B 22.607	36.977	25.402	47.174	15:27.161	
8	6:20.750	4:36.463	42.823	25.776	35.688	21:22.335	8	8:17.597	6:20.553	38.676	30.327	48.041	23:44.758	
9	2:07.356	22.995	38.124	30.427	35.810	23:29.691	9	1:59.194	22.583	36.050	25.176	35.385	25:43.952	
10	2:09.232	29.485	38.616	25.739	35.392	25:38.923	10	2:16.327	B 23.196	38.804	26.828	47.499	28:00.279	
11	1:59.641	22.924	36.655	25.068	34.994	27:38.564	11	7:38.001	5:48.924	40.001	25.751	43.325	35:38.280	
12	2:05.128	22.625	40.766	25.968	35.769	29:43.692	12	2:07.036	26.150	40.155	25.458	35.273	37:45.316	
13	2:00.347	22.920	36.679	25.415	35.333	31:44.039	13	2:01.454	22.750	36.350	25.396	36.958	39:46.770	
14	1:59.981	22.653	36.416	25.259	35.653	33:44.020	14	1:59.276	22.400	36.519	25.083	35.274	41:46.046	
15	2:00.119	22.688	36.347	25.565	35.519	35:44.139								
16	2:00.027	22.339	36.244	25.136	36.308	37:44.166								
17	1:58.513	22.232	36.441	25.072	34.768	39:42.679								
18	1:58.413	22.853	35.828	24.873	34.859	41:41.092								
95	Afonso SIMOES DE ALMEIDA PRT							98	Daniel MOGEDA ESP					
	MIGUEL OLIVEIRA FAN CLUB RACING YAMAHA								ESP SOLUTIONS MOTAP RACING TEA KAWASAKI					
1	2:46.788	1:09.663	36.814	25.577	34.734	2:46.788	1	2:46.788	1:09.663	36.814	25.577	34.734	2:46.788	
2	1:56.620	22.252	35.585	24.743	34.040	4:43.408	2	1:56.620	22.252	35.585	24.743	34.040	4:43.408	



SBK Junior

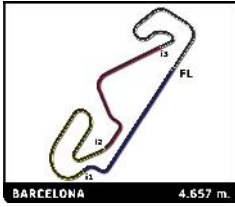
ESBK CIRCUIT DE BARCELONA-CATALUNYA

Entrenamiento Libre 4

Sector Analysis

_ Invalidated Lap
 ■ Personal Best
 ■ Session Best
 B Crossing the pit lane

Lap	Time	Sector 1	Sector 2	Sector 3	Sector 4	Elapsed	Lap	Time	Sector 1	Sector 2	Sector 3	Sector 4	Elapsed
3	1:59.256	22.520	37.267	25.348	34.121	6:42.664							
4	1:56.755	22.152	35.508	24.839	34.256	8:39.419							
5	1:57.579	23.034	35.624	24.799	34.122	10:36.998							
6	1:58.274	22.857	36.099	24.974	34.344	12:35.272							
7	1:58.126	22.895	35.981	24.896	34.354	14:33.398							
8	2:05.638 B	22.780	36.746	25.646	40.466	16:39.036							
9	7:04.269	5:05.922	42.099	31.511	44.737	23:43.305							
10	1:56.732	22.583	35.368	24.716	34.065	25:40.037							
11	1:56.785	22.185	35.651	24.862	34.087	27:36.822							
12	2:10.934	23.994	41.479	25.746	39.715	29:47.756							
13	1:56.745	22.439	35.527	24.456	34.323	31:44.501							
14	2:02.557	22.016	40.290	25.863	34.388	33:47.058							
15	2:01.322	22.341	35.416	24.650	38.915	35:48.380							
16	1:57.353	22.260	35.611	24.877	34.605	37:45.733							
17	1:56.835	21.719	35.577	24.647	34.892	39:42.568							
18	1:59.018	22.389	37.930	24.606	34.093	41:41.586							

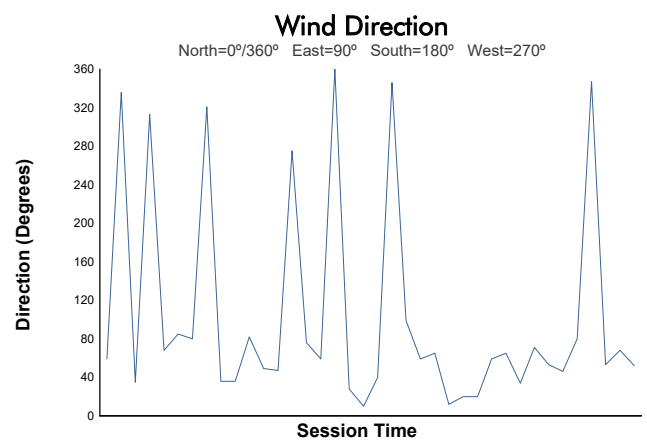
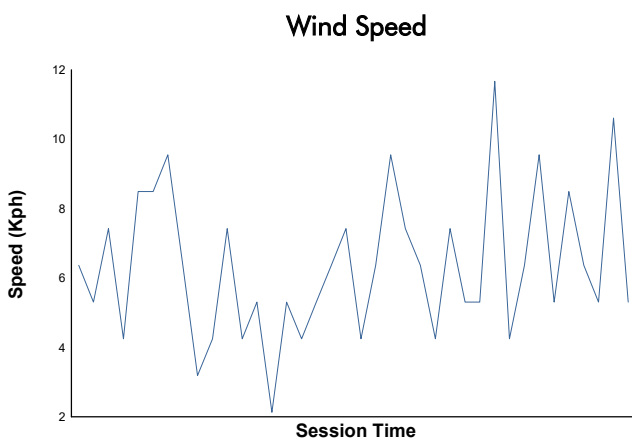
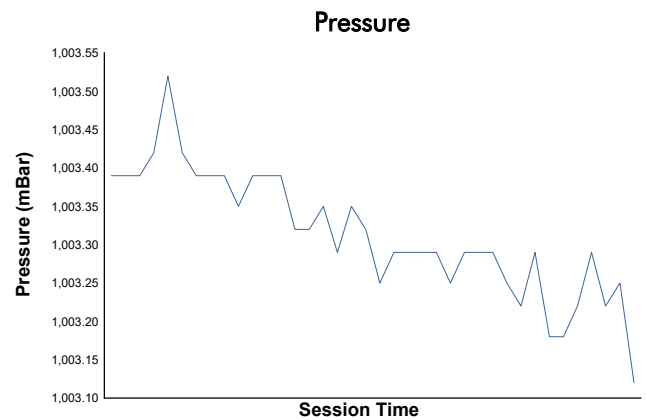
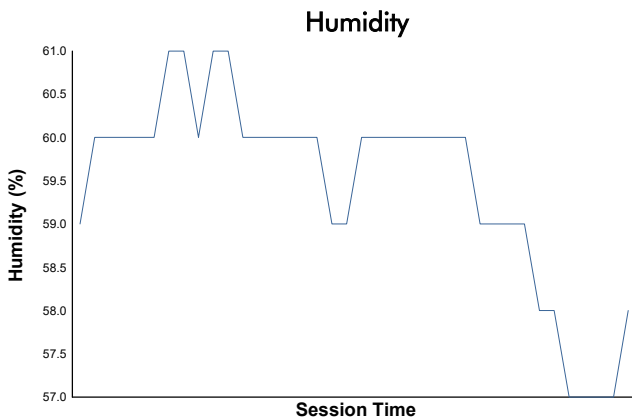
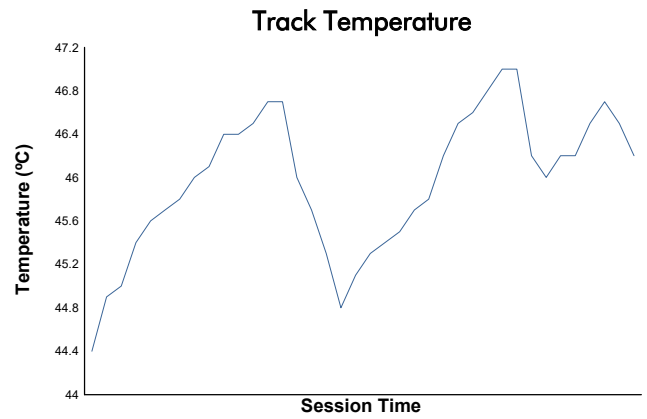
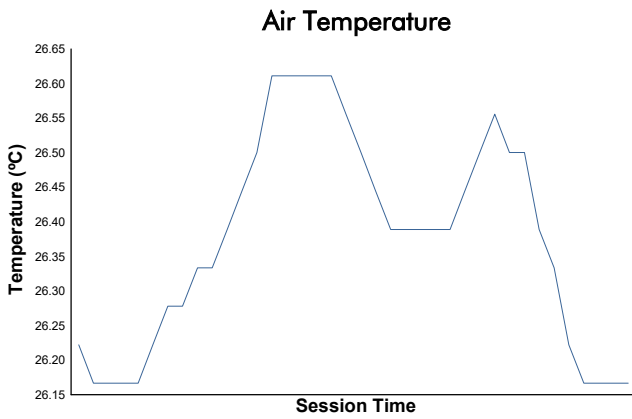


ESBK CIRCUIT DE BARCELONA-CATALUNYA

SBK Junior

Entrenamiento Libre 4

Weather Report



Track Status: **DRY**