



SBK Junior

ESBK CIRCUIT DE BARCELONA-CATALUNYA

Entrenamiento Cronometrado

Classification

No	Rider	Nat	Team	Bike	Tires	Cl.	Time	Lap Total	Gap	Kph
1	8 Carlos GIMENEZ	ESP	ARCO-MOTOR UNIVERSITY TEAM	YAMAHA	PIRELLI	YAMAHA	1:55.665	6 13	-	144.9
2	27 Alvaro DIAZ	ESP	ARCO-MOTOR UNIVERSITY TEAM	YAMAHA	PIRELLI	YAMAHA	1:55.760	6 12	+0.095 +0.095	144.8
3	4 Eric FERNANDEZ	ESP	TEAM SPEED RACING	KAWASAKI	PIRELLI	KAWASAI	1:55.782	3 9	+0.117 +0.022	144.8
4	42 Raul PEREZ	ESP	FUSIÓN RACING TEAM	KAWASAKI	PIRELLI	KAWASAI	1:56.265	5 8	+0.600 +0.483	144.2
5	98 Daniel MOGEDA	ESP	ESP SOLUTIONS MOTAP RACING TEAM	KAWASAKI	PIRELLI	KAWASAI	1:56.265	6 12	+0.600 +0.000	144.2
6	72 Yeray RUIZ	ESP	YAMAHA MS RACING	YAMAHA	PIRELLI	YAMAHA	1:56.351	11 11	+0.686 +0.086	144.1
7	48 Julio GARCIA	ESP	ESP SOLUTIONS MOTAP RACING TEAM	KAWASAKI	PIRELLI	KAWASAI	1:56.483	6 9	+0.818 +0.132	143.9
8	22 Alejandro CARRION	ESP	DR7 HMAX	KAWASAKI	PIRELLI	KAWASAI	1:56.685	5 15	+1.020 +0.202	143.7
9	91 Borja JIMENEZ	ESP	ESP SOLUTIONS MOTAP RACING TEAM	KAWASAKI	PIRELLI	KAWASAI	1:56.999	6 13	+1.334 +0.314	143.3
10	47 Ferran HERNANDEZ	ESP		HONDA	PIRELLI		1:57.223	6 13	+1.558 +0.224	143.0
11	26 Jose M. OSUNA	ESP	DEZA - BOX 77 RACING TEAM	KAWASAKI	PIRELLI	KAWASAI	1:57.235	13 13	+1.570 +0.012	143.0
12	74 Juan A. CONESA	ESP	TEAM LAGLISSE		PIRELLI		1:57.401	4 10	+1.736 +0.166	142.8
13	35 Yeray SAIZ	ESP	KAWASAKI PL RACING JUNIOR TEAM	KAWASAKI	PIRELLI	KAWASAI	1:57.502	8 12	+1.837 +0.101	142.7
14	94 Facundo A. LLAMBIAS	URY	KAWASAKI PL RACING JUNIOR TEAM	KAWASAKI	PIRELLI	KAWASAI	1:57.558	8 14	+1.893 +0.056	142.6
15	46 Humberto MAIER NETO	BRA	YAMAHA MS RACING TEAM	YAMAHA	PIRELLI		1:57.849	2 11	+2.184 +0.291	142.3
16	20 Javier GIMBERT	ESP	ARCO-MOTOR UNIVERSITY TEAM	YAMAHA	PIRELLI	YAMAHA	1:57.918	10 10	+2.253 +0.069	142.2
17	97 Johan CARRIBERT	FRA	TPR KAWASAKI	KAWASAKI	PIRELLI	KAWASAI	1:58.031	8 12	+2.366 +0.113	142.0
18	17 Samuel DIAZ	ESP	TECNIRACING	KAWASAKI	PIRELLI	KAWASAI	1:58.111	9 14	+2.446 +0.080	141.9
19	51 Juan P. URIOSTEGUI	MEX	I+DENT RACING TEAM	YAMAHA	PIRELLI	YAMAHA	1:58.158	2 15	+2.493 +0.047	141.9
20	31 Max SANCHEZ	ESP	ETG RACING	YAMAHA	PIRELLI	YAMAHA	1:58.194	11 12	+2.529 +0.036	141.8
21	81 Juan E. RIVERA	COL	AUSTIN RACING VHC LIQUI MOLY	KAWASAKI	PIRELLI	KAWASAI	1:58.243	11 11	+2.578 +0.049	141.8
22	28 Valentin PERRONE	ARG	TEAM SPEED RACING	KAWASAKI	PIRELLI	KAWASAI	1:58.331	3 12	+2.666 +0.088	141.7
23	23 Jordi RAPOSEIRAS	AND	ILUSION TEAM	KAWASAKI	PIRELLI	KAWASAI	1:58.349	12 12	+2.684 +0.018	141.7
24	18 Joan SANTOS	ESP	QRG MOTOR RACING	KAWASAKI	PIRELLI	KAWASAI	1:58.475	6 13	+2.810 +0.126	141.5
25	38 Ola NESBAKKEN	ESP	ALMA RACING TEAM	KAWASAKI	PIRELLI	KAWASAI	1:58.623	2 15	+2.958 +0.148	141.3
26	53 Hector YEBRA	ESP	HY COMPETITION TEAM	KAWASAKI	PIRELLI	KAWASAI	1:58.638	4 14	+2.973 +0.015	141.3
27	84 Hector DOMINGUEZ	ESP	I+DENT RACING TEAM	YAMAHA	PIRELLI	YAMAHA	1:58.643	2 13	+2.978 +0.005	141.3
28	16 Michal A. BUDZIASZEK	POL	I+DENT RACING TEAM	YAMAHA	PIRELLI	YAMAHA	1:59.227	13 15	+3.562 +0.584	140.6
29	2 Natalia RIVERA	ESP	I+DENT RACING TEAM	YAMAHA	PIRELLI	YAMAHA	1:59.369	15 15	+3.704 +0.142	140.4
30	15 Aaron GARCIA	ESP	TJT RACING	KAWASAKI	PIRELLI	KAWASAI	1:59.831	8 10	+4.166 +0.462	139.9
31	85 Marcos LOPEZ	ESP	ALMA RACING TEAM	KAWASAKI	PIRELLI	KAWASAI	2:00.038	5 12	+4.373 +0.207	139.7
32	6 Guilherme MARQUES	PRT	MIGUEL OLIVEIRA FAN CLUB	YAMAHA	PIRELLI		2:00.279	15 15	+4.614 +0.241	139.4
33	32 Rodrigo VALENTE MARTINS	PRT	YAMAHA GV STRATOS	YAMAHA	PIRELLI	YAMAHA	2:00.454	3 6	+4.789 +0.175	139.2
34	95 Afonso SIMOES DE ALMEIDA	PRT	MIGUEL OLIVEIRA FAN CLUB RACING TEAM	YAMAHA	PIRELLI		2:00.505	8 15	+4.840 +0.051	139.1
35	58 Isaac RUIVINHO MARTINS	PRT	TEAM.MOTOCULUBE LOULÉ CONCELHO	KAWASAKI	PIRELLI	KAWASAI	2:01.847	10 13	+6.182 +1.342	137.6
36	36 Juho KANTOLA	FIN	KALLIO RACING JUNIOR TEAM	KTM	PIRELLI		2:02.897	5 13	+7.232 +1.050	136.4

Fastest Lap: Lap 6 Carlos GIMENEZ 1:55.665 144.9 Kph

Track Status: **DRY**

Published at:

Race Director:	Timekeeper: Denis del Pozo López 565410-B
-----------------------	--



SBK Junior

ESBK CIRCUIT DE BARCELONA-CATALUNYA

Entrenamiento Cronometrado

Classification by Class

No Rider	Nat	Team	Bike	Time	Lap Total	Gap	Kph
KAWASAKI							
1	4	Eric FERNANDEZ	ESP TEAM SPEED RACING	KAWASAKI	1:55.782	3 9	144.8
2	42	Raul PEREZ	ESP FUSIÓN RACING TEAM	KAWASAKI	1:56.265	5 8 +0.483	144.2
3	98	Daniel MOGEDA	ESP ESP SOLUTIONS MOTAP RACING TEAM	KAWASAKI	1:56.265	6 12 +0.483	144.2
4	48	Julio GARCIA	ESP ESP SOLUTIONS MOTAP RACING TEAM	KAWASAKI	1:56.483	6 9 +0.701	143.9
5	22	Alejandro CARRION	ESP DR7 HMAX	KAWASAKI	1:56.685	5 15 +0.903	143.7
6	91	Borja JIMENEZ	ESP ESP SOLUTIONS MOTAP RACING TEAM	KAWASAKI	1:56.999	6 13 +1.217	143.3
7	26	Jose M. OSUNA	ESP DEZA BOX 77 RACING TEAM	KAWASAKI	1:57.235	13 13 +1.453	143.0
8	35	Yeray SAIZ	ESP KAWASAKI PL RACING JUNIOR TEAM	KAWASAKI	1:57.502	8 12 +1.720	142.7
9	94	Facundo A. LLAMBIAS	URY KAWASAKI PL RACING JUNIOR TEAM	KAWASAKI	1:57.558	8 14 +1.776	142.6
10	97	Johan GIMBERT	FRA TPR KAWASAKI	KAWASAKI	1:58.031	8 12 +2.249	142.0
11	17	Samuel DIAZ	ESP TECNIRACING	KAWASAKI	1:58.111	9 14 +2.329	141.9
12	81	Juan E. RIVERA	COL AUSTIN RACING VHC LIQUI MOLY	KAWASAKI	1:58.243	11 11 +2.461	141.8
13	28	Valentin PERRONE	ARG TEAM SPEED RACING	KAWASAKI	1:58.331	3 12 +2.549	141.7
14	23	Jordi RAPOSEIRAS	AND ILUSION TEAM	KAWASAKI	1:58.349	12 12 +2.567	141.7
15	18	Joan SANTOS	ESP QRG MOTOR RACING	KAWASAKI	1:58.475	6 13 +2.693	141.5
16	38	Ola NESBAKKEN	ESP ALMA RACING TEAM	KAWASAKI	1:58.623	2 15 +2.841	141.3
17	53	Hector YEBRA	ESP HY COMPETITION TEAM	KAWASAKI	1:58.638	4 14 +2.856	141.3
18	15	Aaron GARCIA	ESP TJT RACING	KAWASAKI	1:59.831	8 10 +4.049	139.9
19	85	Marcos LOPEZ	ESP ALMA RACING TEAM	KAWASAKI	2:00.038	5 12 +4.256	139.7
20	58	Isaac RUIVINHO MARTINS ROSA	PRT TEAM MOTOCUBO LOULÉ CONCELHO	KAWASAKI	2:01.847	10 13 +6.065	137.6
YAMAHA							
1	8	Carlos GIMENEZ	ESP ARCO-MOTOR UNIVERSITY TEAM	YAMAHA	1:55.665	6 13	144.9
2	27	Alvaro DIAZ	ESP ARCO-MOTOR UNIVERSITY TEAM	YAMAHA	1:55.760	6 12 +0.095	144.8
3	72	Yeray RUIZ	ESP YAMAHA MS RACING	YAMAHA	1:56.351	11 11 +0.686	144.1
4	20	Javier CORRAL	ESP ARCO-MOTOR UNIVERSITY TEAM	YAMAHA	1:57.918	10 10 +2.253	142.2
5	51	Juan P. URIOSTEGUI	MEX I+DENT RACING TEAM	YAMAHA	1:58.158	2 15 +2.493	141.9
6	31	Max SANCHEZ	ESP ETG RACING	YAMAHA	1:58.194	11 12 +2.529	141.8
7	84	Hector DOMINGUEZ	ESP I+DENT RACING TEAM	YAMAHA	1:58.643	2 13 +2.978	141.3
8	16	Michal A. BUDZIASZEK	POL I+DENT RACING TEAM	YAMAHA	1:59.227	13 15 +3.562	140.6
9	2	Natalia RIVERA	ESP I+DENT RACING TEAM	YAMAHA	1:59.369	15 15 +3.704	140.4
10	32	Rodrigo VALENTE MARTINS	PRT YAMAHA GV STRATOS	YAMAHA	2:00.454	3 6 +4.789	139.2

Published at:

Track Status: **DRY**

<p>Race Director:</p>	<p>Timekeeper: Denís del Pozo López 565410-B</p>
------------------------------	---



SBK Junior

ESBK CIRCUIT DE BARCELONA-CATALUNYA

Entrenamiento Cronometrado

Best Sector Times

Sector 1			Sector 2			Sector 3			Sector 4			Pos	No	Ideal Lap	Best Lap
Pos	No Rider	Time	No Rider	Time	No Rider	Time	No Rider	Time	Pos	No	Time				
1	4 E.FERNANDEZ	21.815	27 A.DIAZ	35.104	98 D.MOGEDA	24.336	4 E.FERNANDEZ	33.754	1	4	1:55.500	1:55.782 (3)			
2	48 J.GARCIA	21.834	8 C.GIMENEZ	35.196	8 C.GIMENEZ	24.442	8 C.GIMENEZ	33.786	2	98	1:55.616	1:56.265 (4)			
3	98 D.MOGEDA	21.886	72 Y.RUIZ	35.363	22 A.CARRION	24.524	27 A.DIAZ	33.840	3	8	1:55.665	1:55.665 (1)			
4	22 A.CARRION	21.953	42 R.PEREZ	35.388	72 Y.RUIZ	24.529	72 Y.RUIZ	33.866	4	27	1:55.714	1:55.760 (2)			
5	26 J.OSUNA	21.997	4 E.FERNANDEZ	35.399	4 E.FERNANDEZ	24.532	42 R.PEREZ	33.890	5	22	1:56.012	1:56.685 (8)			
6	27 A.DIAZ	22.201	98 D.MOGEDA	35.427	91 B.JIMENEZ	24.547	98 D.MOGEDA	33.967	6	72	1:56.028	1:56.351 (6)			
7	91 B.JIMENEZ	22.216	22 A.CARRION	35.504	27 A.DIAZ	24.569	48 J.GARCIA	34.001	7	48	1:56.122	1:56.483 (7)			
8	47 F.HERNANDEZ	22.232	26 J.OSUNA	35.613	42 R.PEREZ	24.611	22 A.CARRION	34.031	8	42	1:56.148	1:56.265 (5)			
9	8 C.GIMENEZ	22.241	35 Y.SAIZ	35.636	74 J.CONESA	24.625	91 B.JIMENEZ	34.068	9	91	1:56.545	1:56.999 (9)			
10	74 J.CONESA	22.242	48 J.GARCIA	35.645	48 J.GARCIA	24.642	74 J.CONESA	34.332	10	26	1:56.740	1:57.235 (11)			
11	94 F.LLAMBIAS	22.247	47 F.HERNANDEZ	35.647	51 J.URIOSTEGUI	24.644	47 F.HERNANDEZ	34.370	11	74	1:56.874	1:57.401 (12)			
12	42 R.PEREZ	22.259	74 J.CONESA	35.675	20 J.CORRAL	24.666	51 J.URIOSTEGUI	34.382	12	47	1:56.959	1:57.223 (10)			
13	72 Y.RUIZ	22.270	91 B.JIMENEZ	35.714	94 F.LLAMBIAS	24.697	26 J.OSUNA	34.429	13	94	1:57.166	1:57.558 (14)			
14	46 H.MAIER NETO	22.314	94 F.LLAMBIAS	35.746	26 J.OSUNA	24.701	81 J.RIVERA	34.432	14	35	1:57.308	1:57.502 (13)			
15	23 J.RAPOSEIRAS	22.325	20 J.CORRAL	35.784	35 Y.SAIZ	24.703	53 H.YEBRA	34.434	15	51	1:57.343	1:58.158 (19)			
16	18 J.SANTOS	22.327	31 M.SANCHEZ	35.790	47 F.HERNANDEZ	24.710	46 H.MAIER NETO	34.444	16	20	1:57.387	1:57.918 (16)			
17	35 Y.SAIZ	22.397	17 S.DIAZ	35.803	23 J.RAPOSEIRAS	24.804	84 H.DOMINGUEZ	34.450	17	46	1:57.592	1:57.849 (15)			
18	51 J.URIOSTEGUI	22.410	53 H.YEBRA	35.812	46 H.MAIER NETO	24.826	20 J.CORRAL	34.450	18	17	1:57.698	1:58.111 (18)			
19	17 S.DIAZ	22.448	97 J.GIMBERT	35.866	18 J.SANTOS	24.826	94 F.LLAMBIAS	34.476	19	81	1:57.833	1:58.243 (21)			
20	28 V.PERRONE	22.471	51 J.URIOSTEGUI	35.907	28 V.PERRONE	24.860	31 M.SANCHEZ	34.480	20	53	1:57.890	1:58.638 (26)			
21	20 J.CORRAL	22.487	84 H.DOMINGUEZ	35.919	81 J.RIVERA	24.866	17 S.DIAZ	34.512	21	31	1:57.939	1:58.194 (20)			
22	81 J.RIVERA	22.493	16 M.BUDZIASZEK	35.995	97 J.GIMBERT	24.870	38 O.NESBAKKEN	34.536	22	97	1:57.977	1:58.031 (17)			
23	85 M.LOPEZ	22.536	46 H.MAIER NETO	36.008	84 H.DOMINGUEZ	24.891	35 Y.SAIZ	34.572	23	18	1:57.993	1:58.475 (24)			
24	97 J.GIMBERT	22.541	81 J.RIVERA	36.042	38 O.NESBAKKEN	24.910	2 N.RIVERA	34.607	24	23	1:58.085	1:58.349 (23)			
25	38 O.NESBAKKEN	22.667	2 N.RIVERA	36.081	53 H.YEBRA	24.921	16 M.BUDZIASZEK	34.642	25	84	1:58.116	1:58.643 (27)			
26	53 H.YEBRA	22.723	18 J.SANTOS	36.083	17 S.DIAZ	24.935	97 J.GIMBERT	34.700	26	28	1:58.194	1:58.331 (22)			
27	2 N.RIVERA	22.724	28 V.PERRONE	36.088	31 M.SANCHEZ	24.944	23 J.RAPOSEIRAS	34.709	27	38	1:58.294	1:58.623 (25)			
28	31 M.SANCHEZ	22.725	38 O.NESBAKKEN	36.181	95 A.SIMOES DE ALMEIDA	24.990	18 J.SANTOS	34.757	28	16	1:58.482	1:59.227 (28)			
29	16 M.BUDZIASZEK	22.743	23 J.RAPOSEIRAS	36.247	16 M.BUDZIASZEK	25.102	28 V.PERRONE	34.775	29	2	1:58.671	1:59.369 (29)			
30	84 H.DOMINGUEZ	22.856	95 A.SIMOES DE ALMEIDA	36.311	85 M.LOPEZ	25.131	15 A.GARCIA	34.828	30	85	1:59.026	2:00.038 (31)			
31	6 G.MARQUES	22.879	32 R.VALENTE MARTINS	36.391	15 A.GARCIA	25.172	6 G.MARQUES	34.889	31	95	1:59.349	2:00.505 (34)			
32	95 A.SIMOES DE ALMEIDA	22.966	6 G.MARQUES	36.432	6 G.MARQUES	25.175	85 M.LOPEZ	34.914	32	6	1:59.375	2:00.279 (32)			
33	15 A.GARCIA	23.065	15 A.GARCIA	36.434	2 N.RIVERA	25.259	32 R.VALENTE MARTINS	35.057	33	15	1:59.499	1:59.831 (30)			
34	32 R.VALENTE MARTINS	23.087	85 M.LOPEZ	36.445	32 R.VALENTE MARTINS	25.333	95 A.SIMOES DE ALMEIDA	35.082	34	32	1:59.868	2:00.454 (33)			
35	58 I.RUIVINHO MARTINS ROSA	23.229	58 I.RUIVINHO MARTINS ROSA	36.968	58 I.RUIVINHO MARTINS ROSA	25.532	58 I.RUIVINHO MARTINS ROSA	35.640	35	58	2:01.369	2:01.847 (35)			
36	36 J.KANTOLA	23.556	36 J.KANTOLA	37.240	36 J.KANTOLA	25.661	36 J.KANTOLA	35.948	36	36	2:02.405	2:02.897 (36)			



SBK Junior

ESBK CIRCUIT DE BARCELONA-CATALUNYA

Entrenamiento Cronometrado

Best Top Speed

No Rider	Team	Class	Top 1		Top 2		Top 3		Top 4		Top 5			
			Kph	Lap	Kph	Lap	Kph	Lap	Kph	Lap	Kph	Lap	Avg	
22	Alejandro CARRION	DR7 HMAX	KAWASAKI	214.0	5	211.9	3	210.7	4	209.5	10	209.1	8	211.0
48	Julio GARCIA	ESP SOLUTIONS MOTAP RACING TEAM	KAWASAKI	211.5	6	211.1	3	211.1	4	201.0	7	198.0	8	206.5
26	Jose M. OSUNA	DEZA □ BOX 77 RACING TEAM	KAWASAKI	211.1	13	206.7	11	201.0	10	199.5	7	198.0	6	203.3
23	Jordi RAPOSEIRAS	ILUSION TEAM	KAWASAKI	210.3	12	209.5	10	206.7	3	205.1	5	204.7	11	207.3
91	Borja JIMENEZ	ESP SOLUTIONS MOTAP RACING TEAM	KAWASAKI	210.3	6	209.5	4	208.3	3	207.1	7	202.1	2	207.5
98	Daniel MOGEDA	ESP SOLUTIONS MOTAP RACING TEAM	KAWASAKI	209.9	12	209.5	4	206.7	5	204.7	10	204.4	3	207.0
8	Carlos GIMENEZ	ARCO-MOTOR UNIVERSITY TEAM	YAMAHA	209.1	4	205.1	6	205.1	3	204.4	7	203.2	5	205.4
74	Juan A. CONESA	TEAM LAGLISSE		208.7	2	207.1	4	206.7	6	205.5	5	202.1	3	206.0
47	Ferran HERNANDEZ			208.3	6	207.1	3	207.1	2	205.5	8	205.1	7	206.6
18	Joan SANTOS	QRG MOTOR RACING	KAWASAKI	207.9	4	206.3	6	204.4	7	202.8	13	202.8	2	204.8
35	Yeray SAIZ	KAWASAKI PL RACING JUNIOR TEAM	KAWASAKI	207.9	8	206.3	7	203.6	12	203.2	9	201.3	6	204.5
38	Ola NESBAKKEN	ALMA RACING TEAM	KAWASAKI	207.9	3	205.9	2	203.6	7	203.6	6	200.6	8	204.3
94	Facundo A. LLAMBIAS	KAWASAKI PL RACING JUNIOR TEAM	KAWASAKI	207.9	12	207.5	7	207.1	9	206.3	4	205.1	3	206.8
4	Eric FERNANDEZ	TEAM SPEED RACING	KAWASAKI	207.5	3	206.3	6	204.7	4	198.8	8	198.4	7	203.1
28	Valentin PERRONE	TEAM SPEED RACING	KAWASAKI	207.5	3	206.3	2	202.5	6	202.5	4	198.0	7	203.4
46	Humberto MAIER NETO	YAMAHA MS RACING TEAM		207.5	6	206.7	2	206.3	9	205.9	11	204.4	5	206.2
42	Raul PEREZ	FUSIÓN RACING TEAM	KAWASAKI	206.3	5	203.2	2	199.1	6	194.8	3	193.5	8	199.4
85	Marcos LOPEZ	ALMA RACING TEAM	KAWASAKI	205.9	3	204.4	9	203.6	8	203.6	6	203.2	4	204.1
17	Samuel DIAZ	TECNIRACING	KAWASAKI	205.5	12	202.8	10	198.8	7	198.8	4	198.4	8	200.9
16	Michal A. BUDZIASZEK	I+DENT RACING TEAM	YAMAHA	205.1	7	204.7	4	203.6	6	203.6	2	203.2	14	204.0
6	Guilherme MARQUES	MIGUEL OLIVEIRA FAN CLUB		204.7	5	199.1	3	197.7	7	195.5	2	194.5	6	198.3
81	Juan E. RIVERA	AUSTIN RACING VHC LIQUI MOLY	KAWASAKI	204.7	3	204.0	8	201.7	2	197.7	6	195.5	10	200.7
27	Alvaro DIAZ	ARCO-MOTOR UNIVERSITY TEAM	YAMAHA	204.4	5	204.0	4	204.0	2	202.8	6	202.5	7	203.5
97	Johan GIMBERT	TPR KAWASAKI	KAWASAKI	204.0	2	204.0	5	203.6	9	203.6	3	202.5	4	203.5
31	Max SANCHEZ	ETG RACING	YAMAHA	203.6	10	202.5	6	201.7	9	198.0	3	197.3	2	200.6
51	Juan P. URIOSTEGUI	I+DENT RACING TEAM	YAMAHA	203.2	5	203.2	3	202.8	14	202.8	12	202.8	4	203.0
84	Hector DOMINGUEZ	I+DENT RACING TEAM	YAMAHA	202.8	12	202.8	11	202.5	5	201.0	2	197.7	3	201.4
72	Yeray RUIZ	YAMAHA MS RACING	YAMAHA	202.5	9	202.5	4	199.9	6	199.9	2	199.1	11	200.8
2	Natalia RIVERA	I+DENT RACING TEAM	YAMAHA	202.1	3	201.3	4	200.2	2	199.9	8	199.1	5	200.5
58	Isaac RUIVINHO MARTINS R	TEAM MOTOCULBE LOULÉ CONCELHO	KAWASAKI	202.1	10	200.6	11	199.1	2	198.8	3	198.4	4	199.8
95	Afonso SIMOES DE ALMEIDA	MIGUEL OLIVEIRA FAN CLUB RACING TEAM		201.7	15	200.6	3	197.7	13	197.7	2	197.0	14	198.9
20	Javier CORRAL	ARCO-MOTOR UNIVERSITY TEAM	YAMAHA	200.6	3	199.9	10	198.8	5	197.3	4	195.5	8	198.4
32	Rodrigo VALENTE MARTINS	YAMAHA GV STRATOS	YAMAHA	200.6	4	199.9	3	196.6	2	196.6	6	195.5	5	197.8
15	Aaron GARCIA	TJT RACING	KAWASAKI	200.2	10	199.5	2	198.4	8	198.4	7	195.2	9	198.3
53	Hector YEBRA	HY COMPETITION TEAM	KAWASAKI	198.8	6	197.3	5	196.6	3	194.8	9	194.5	14	196.4
36	Juho KANTOLA	KALLIO RACING JUNIOR TEAM		197.0	13	195.2	3	194.5	11	193.8	4	192.8	5	194.7



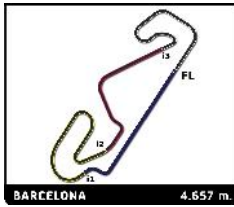
SBK Junior

ESBK CIRCUIT DE BARCELONA-CATALUNYA

Entrenamiento Cronometrado

Fastest Lap Sequence

Elapsed	No Rider	Team	Bike	Class	Time	Kph	Lap
4:09.387	26 Jose M. OSUNA	DEZA – BOX 77 RACING TEAM	KAWASAKI	KAWASAK	1:59.846	139.9	2
4:09.446	17 Samuel DIAZ	TECNIRACING	KAWASAKI	KAWASAK	1:59.724	140.0	2
4:20.565	35 Yeray SAIZ	KAWASAKI PL RACING JUNIOR TEAM	KAWASAKI	KAWASAK	1:59.464	140.3	2
4:20.569	42 Raul PEREZ	FUSIÓN RACING TEAM	KAWASAKI	KAWASAK	1:57.557	142.6	2
4:38.174	98 Daniel MOGEDA	ESP SOLUTIONS MOTAP RACING TEAM	KAWASAKI	KAWASAK	1:56.861	143.5	2
4:45.784	27 Alvaro DIAZ	ARCO-MOTOR UNIVERSITY TEAM	YAMAHA	YAMAHA	1:56.088	144.4	2
6:35.263	4 Eric FERNANDEZ	TEAM SPEED RACING	KAWASAKI	KAWASAK	1:55.782	144.8	3
12:37.672	27 Alvaro DIAZ	ARCO-MOTOR UNIVERSITY TEAM	YAMAHA	YAMAHA	1:55.760	144.8	6
12:37.861	8 Carlos GIMENEZ	ARCO-MOTOR UNIVERSITY TEAM	YAMAHA	YAMAHA	1:55.665	144.9	6



SBK Junior

ESBK CIRCUIT DE BARCELONA-CATALUNYA

Entrenamiento Cronometrado

Sector Analysis

— Invalidated Lap ■ Personal Best ■ Session Best B Crossing the pit lane

Lap	Time	Sector 1	Sector 2	Sector 3	Sector 4	T.Spd	Lap	Time	Sector 1	Sector 2	Sector 3	Sector 4	T.Spd		
2	Natalia RIVERA						ESP	7	2:00.587	22.501	36.525	25.610	35.951	204.4	
	I+DENT RACING TEAM						YAMAHA	8	2:10.127 B	22.485	35.474	24.467	47.701	197.3	
1	2:22.954	40.610	39.429	26.609	36.306	147.5	9	5:06.757	3:29.780	36.757	25.179	35.041	129.3		
2	2:00.723	23.293	36.778	25.628	35.024	200.2	10	1:58.282	23.005	35.936	24.784	34.557	188.1		
3	2:00.144	22.977	36.546	25.403	35.218	202.1	11	2:20.321 B	26.966	37.244	25.527	50.584	196.6		
4	2:00.506	23.031	36.431	25.295	35.749	201.3	12	2:41.087	1:06.081	35.681	24.744	34.581	154.7		
5	2:00.405	22.909	36.440	25.612	35.444	199.1	13	1:56.431	22.300	35.544	24.659	33.928	202.1		
6	2:02.150	23.737	36.752	25.420	36.241	196.6									
7	2:00.239	23.094	36.415	25.394	35.336	197.3									
8	1:59.440	22.724	36.451	25.303	34.962	199.9									
9	2:09.995 B	23.775	36.679	25.824	43.717	190.1									
10	3:22.070	1:45.072	36.481	25.259	35.258	143.4									
11	2:00.316	23.283	36.265	25.421	35.347	192.1									
12	2:00.499	23.258	36.081	25.467	35.693	194.8									
13	1:59.815	23.269	36.134	25.520	34.892	191.7									
14	1:59.751	23.239	36.266	25.420	34.826	191.7									
15	1:59.369	23.200	36.171	25.391	34.607	191.4									
4	Eric FERNANDEZ						ESP	15	Aaron GARCIA						ESP
	TEAM SPEED RACING						KAWASAKI		TJT RACING						KAWASAKI
1	2:33.975	57.412	36.387	25.506	34.670	151.0	1	2:09.950	29.110	39.223	25.853	35.764	133.7		
2	2:05.506	23.185	38.389	26.507	37.425	196.6	2	2:00.047	23.136	36.537	25.384	34.990	199.5		
3	1:55.782	22.073	35.423	24.532	33.754	207.5	3	2:00.470	23.121	36.623	25.559	35.167	192.4		
4	2:07.885 B	22.567	35.848	25.098	44.372	204.7	4	2:00.172	23.401	36.722	25.221	34.828	189.4		
5	2:20.154	42.014	36.884	26.361	34.895	134.6	5	2:13.850 B	23.198	37.723	26.537	46.392	193.5		
6	1:55.799	21.815	35.421	24.607	33.956	206.3	6	6:09.108	4:29.297	38.638	25.776	35.397	104.6		
7	2:02.126	23.148	38.622	24.996	35.360	198.4	7	2:00.619	23.337	36.787	25.309	35.186	198.4		
8	3:00.375 B	22.214	35.399	24.676	1:38.086	198.8	8	1:59.831	23.065	36.434	25.252	35.080	198.4		
9	7:59.242 B	5:36.057	49.884	37.404	55.897	97.9	9	1:59.871	23.133	36.682	25.172	34.884	195.2		
6	Guilherme MARQUES						PRT	10	2:03.350	23.080	36.803	26.380	37.087	200.2	
	MIGUEL OLIVEIRA FAN CLUB						YAMAHA	16	Michal A. BUDZIASZEK						POL
1	2:24.811	40.888	40.788	26.441	36.694	143.4		I+DENT RACING TEAM						YAMAHA	
2	2:01.017	23.299	36.774	25.319	35.625	195.5	1	2:37.613	59.063	37.003	25.378	36.169	150.2		
3	2:06.411	24.487	40.451	25.897	35.576	199.1	2	1:59.518	22.755	36.176	25.278	35.309	203.6		
4	2:00.888	23.643	36.963	25.393	34.889	190.4	3	1:59.323	22.824	36.655	25.202	34.642	202.8		
5	2:00.341	22.879	36.740	25.299	35.423	204.7	4	1:59.575	22.795	36.336	25.147	35.297	204.7		
6	2:00.287	23.404	36.553	25.175	35.155	194.5	5	1:59.788	23.151	35.995	25.328	35.314	199.1		
7	2:06.171	23.633	40.964	25.968	35.606	197.7	6	1:59.447	22.743	36.123	25.334	35.247	203.6		
8	2:00.892	23.773	36.432	25.206	35.481	191.1	7	2:00.006	22.863	36.678	25.178	35.287	205.1		
9	2:03.025	24.158	36.817	26.543	35.507	184.9	8	2:00.847	23.492	36.415	25.894	35.046	194.8		
10	2:01.652	23.726	36.738	25.812	35.376	187.4	9	2:00.492	23.436	36.571	25.545	34.940	194.8		
11	2:01.756	23.679	36.842	25.782	35.453	187.4	10	2:00.778	23.453	36.623	25.503	35.199	194.8		
12	2:01.621	23.851	36.723	25.702	35.345	187.8	11	1:59.297	23.029	36.161	25.295	34.812	200.2		
13	2:01.443	23.780	36.588	25.658	35.417	188.4	12	1:59.643	23.022	36.247	25.356	35.018	201.0		
14	2:06.708	23.861	37.078	27.033	38.736	188.4	13	1:59.227	22.830	36.595	25.102	34.700	202.8		
15	2:00.279	23.349	36.564	25.402	34.964	192.1	14	2:20.011 B	22.955	36.626	25.270	55.160	203.2		
8	Carlos GIMENEZ						ESP	17	Samuel DIAZ						ESP
	ARCO-MOTOR UNIVERSITY TEAM						YAMAHA		TECNIRACING						KAWASAKI
1	2:49.228	1:09.286	36.916	25.945	37.081	131.9	1	2:09.722	29.265	38.574	25.717	36.166	134.6		
2	1:56.837	22.461	35.510	24.776	34.090	197.3	2	1:59.724	23.115	36.512	25.022	35.075	194.5		
3	1:56.337	22.261	35.674	24.535	33.867	205.1	3	2:02.187	23.241	38.476	25.309	35.161	194.8		
4	2:01.992	23.366	37.397	26.035	35.194	209.1	4	1:58.431	22.651	35.894	25.146	34.740	198.8		
5	1:57.802	22.241	36.536	25.069	33.956	203.2	5	2:18.419 B	23.174	40.486	26.058	48.701	194.5		
6	1:55.665	22.241	35.196	24.442	33.786	205.1	6	2:38.421	1:02.104	36.135	25.313	34.869	148.5		
							7	1:59.005	22.767	36.169	25.300	34.769	198.8		
							8	1:58.398	22.759	35.957	24.935	34.747	198.4		
							9	1:58.111	22.753	35.803	25.043	34.512	196.6		
							10	2:12.559 B	22.608	36.204	25.467	48.280	202.8		
							11	2:40.308	53.990	39.554	26.653	40.111	154.0		
							12	2:05.775	22.448	37.017	26.721	39.589	205.5		
							13	2:21.759 B	23.360	42.475	25.627	50.297	196.2		
							14	2:18.976	42.373	36.319	25.437	34.847	145.0		



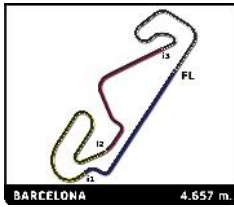
SBK Junior

ESBK CIRCUIT DE BARCELONA-CATALUNYA

Entrenamiento Cronometrado

Sector Analysis

— Invalidated Lap							■ Personal Best							■ Session Best							B Crossing the pit lane																											
Lap	Time	Sector 1	Sector 2	Sector 3	Sector 4	T.Spd	Lap	Time	Sector 1	Sector 2	Sector 3	Sector 4	T.Spd	Lap	Time	Sector 1	Sector 2	Sector 3	Sector 4	T.Spd	Lap	Time	Sector 1	Sector 2	Sector 3	Sector 4	T.Spd																					
18 Joan SANTOS ESP							8 3:52.005 2:06.251 40.626 27.207 37.921 119.6							9 1:59.897 22.675 36.247 25.422 35.553 202.8							10 <u>2:03.438</u> 25.919 37.032 25.348 35.139 209.5							11 1:58.823 22.629 36.491 24.804 34.899 204.7							12 1:58.349 22.325 36.301 25.014 34.709 210.3													
QRG MOTOR RACING KAWASAKI																																																
1	2:34.948	54.163	39.941	25.339	35.505	144.0																																										
2	1:58.870	22.625	36.452	25.025	34.768	202.8																																										
3	1:59.348	22.728	36.747	25.116	34.757	200.2																																										
4	1:58.689	22.815	36.083	24.826	34.965	207.9																																										
5	2:05.679	22.912	42.852	25.002	34.913	199.5																																										
6	1:58.475	22.327	36.345	25.022	34.781	206.3																																										
7	2:04.404	22.543	36.958	29.573	35.330	204.4																																										
8	2:18.044	B 22.553	36.614	25.127	53.750	202.1																																										
9	5:31.645	3:51.725	38.781	25.486	35.653	120.1																																										
10	2:04.637	23.383	37.180	25.942	38.132	192.8																																										
11	2:00.620	23.920	36.384	25.149	35.167	195.5																																										
12	2:20.195	24.017	53.494	27.234	35.450	197.0																																										
13	1:58.967	22.517	36.381	25.213	34.856	202.8																																										
20 Javier CORRAL ESP							1 2:09.541 29.396 38.170 25.725 36.250 136.8							2 1:59.846 23.156 36.465 25.149 35.076 193.5							3 1:59.475 23.051 36.313 25.122 34.989 193.5							4 2:12.949							B 22.987 36.384 25.220 48.358 195.2													
ARCO-MOTOR UNIVERSITY TEAM YAMAHA																																																
5	6:15.061	4:37.850	36.291	25.101	35.819	101.3																																										
6	1:58.180	22.785	36.022	24.944	34.429	198.0																																										
7	1:58.590	22.615	35.801	24.980	35.194	199.5																																										
8	1:58.487	23.015	35.833	24.919	34.720	195.5																																										
9	1:58.613	22.876	35.952	25.127	34.658	195.2																																										
10	2:04.811	23.063	38.291	25.357	38.100	201.0																																										
11	1:58.377	22.460	35.999	25.146	34.772	206.7																																										
12	<u>2:04.182</u>	26.730	37.634	24.738	35.080	194.8																																										
13	1:57.235	21.997	35.613	24.701	34.924	211.1																																										
27 Alvaro DIAZ ESP							1 2:49.696 1:09.642 36.834 25.825 37.395 146.1							2 1:56.088 22.201 35.380 24.600 33.907 204.0							3 1:56.392 22.435 35.470 24.647 33.840 199.9							4 2:01.537 22.555 37.029 26.593 35.360 204.0							5 1:58.199 22.272 36.768 24.703 34.456 204.4							6 1:55.760 22.241 35.104 24.569 33.846 202.8						
ARCO-MOTOR UNIVERSITY TEAM YAMAHA																																																
7	2:10.381	B 22.325	36.179	24.960	46.917	202.5																																										
8	7:07.098	5:29.987	36.621	25.343	35.147	134.9																																										
9	1:58.488	22.897	36.410	24.735	34.446	194.1																																										
10	<u>2:20.112</u>	B 26.598	37.324	25.798	50.392	197.0																																										
11	2:40.961	1:05.892	35.852	24.783	34.434	148.3																																										
12	1:56.750	22.430	35.595	24.705	34.020	197.7																																										
28 Valentin PERRONE ARG							1 2:36.830 58.385 37.288 25.097 36.060 154.9							2 1:58.633 22.602 36.165 24.860 35.006 206.3							3 1:58.331 22.471 36.130 24.911 34.819 207.5							4 1:58.575 22.593 36.147 24.963 34.872 202.5							5 1:59.896 23.025 36.088 25.928 34.855 196.2							6 1:59.781 22.972 36.211 25.237 35.361 202.5						
TEAM SPEED RACING KAWASAKI																																																
7	2:00.649	23.322	36.689	25.191	35.447	198.0																																										
8	2:16.609	B 23.233	36.557	25.279	51.540	193.8																																										
9	8:25.664	6:47.657	37.043	25.544	35.420	97.2																																										
10	2:00.281	23.383	36.565	25.283	35.050	194.1																																										
11	1:59.479	23.091	36.424	25.189	34.775	195.5																																										
12	1:59.465	23.048	36.352	25.169	34.896	194.8																																										
31 Max SANCHEZ ESP							1 2:28.690 42.968 43.209 26.119 36.394 148.7							2 1:59.287 22.952 36.327 25.120 34.888 197.3							3 2:13.146 22.824 36.106 25.239 48.977 198.0																											
ETG RACING YAMAHA																																																



SBK Junior

ESBK CIRCUIT DE BARCELONA-CATALUNYA

Entrenamiento Cronometrado

Sector Analysis

— Invalidated Lap ■ Personal Best ■ Session Best B Crossing the pit lane

Lap	Time	Sector 1	Sector 2	Sector 3	Sector 4	T.Sp	Lap	Time	Sector 1	Sector 2	Sector 3	Sector 4	T.Sp
4	2:01.900	24.436	37.248	25.251	34.965	196.2	6	1:58.671	22.876	36.237	24.910	34.648	203.6
5	1:58.890	22.914	36.220	24.979	34.777	196.2	7	2:01.238	22.667	36.474	25.282	36.815	203.6
6	2:13.486 B	22.896	35.979	25.152	49.459	202.5	8	1:59.115	22.954	36.297	25.084	34.780	200.6
7	7:37.320	5:53.596	42.898	25.650	35.176	145.7	9	1:59.829	23.138	36.371	25.276	35.044	194.5
8	1:58.313	22.813	35.790	25.122	34.588	196.6	10	2:00.352	23.168	36.290	25.293	35.601	194.1
9	2:04.445	22.850	38.796	25.379	37.420	201.7	11	2:01.357	23.491	37.549	25.224	35.093	193.1
10	1:59.782	23.442	36.371	24.944	35.025	203.6	12	2:06.923	23.144	39.712	28.619	35.448	195.9
11	1:58.194	22.725	35.805	25.087	34.577	197.0	13	2:05.188	23.242	37.898	26.117	37.931	195.5
12	1:58.526	22.950	35.979	25.117	34.480	193.8	14	1:59.377	22.998	36.219	25.302	34.858	198.0
							15	1:59.036	22.810	36.287	25.094	34.845	199.9

32 **Rodrigo VALENTE MARTINS** PRT
YAMAHA GV STRATOS YAMAHA

1	2:21.590	37.609	40.843	26.728	36.410	151.2
2	2:01.083	23.457	36.990	25.507	35.129	196.6
3	2:00.454	23.344	36.562	25.333	35.215	199.9
4	2:00.991	23.087	36.391	25.349	36.164	200.6
5	2:00.463	23.427	36.531	25.448	35.057	195.5
6	2:02.787	23.763	36.996	25.917	36.111	196.6

35 **Yeray SAIZ** ESP
KAWASAKI PL RACING JUNIOR TEAM KAWASAKI

1	2:21.101	34.461	43.827	26.673	36.140	151.0
2	1:59.464	22.983	36.490	25.106	34.885	194.5
3	1:58.996	23.075	36.272	25.073	34.576	196.6
4	2:17.326 B	23.034	38.104	25.123	51.065	199.1
5	2:26.190	47.887	37.189	25.823	35.291	108.1
6	1:57.753	22.609	35.636	24.936	34.572	201.3
7	2:01.069	22.582	36.356	25.196	36.935	206.3
8	1:57.502	22.397	35.817	24.703	34.585	207.9
9	1:58.059	22.559	36.031	24.824	34.645	203.2
10	2:13.253 B	23.057	36.463	25.439	48.294	194.5
11	7:01.149	5:14.985	45.696	25.553	34.915	143.4
12	1:59.483	22.787	36.771	25.087	34.838	203.6

36 **Juho KANTOLA** FIN
KALLIO RACING JUNIOR TEAM KTM

1	2:09.487	26.574	38.797	27.021	37.095	141.2
2	2:03.419	24.129	37.240	25.661	36.389	192.8
3	2:02.962	23.579	37.580	25.695	36.108	195.2
4	2:03.084	23.556	37.309	25.825	36.394	193.8
5	2:02.897	23.635	37.446	25.868	35.948	192.8
6	2:20.406 B	23.749	37.498	26.209	52.950	192.1
7	4:05.250	2:23.796	38.411	26.267	36.776	73.1
8	2:04.444	23.891	37.541	26.507	36.505	190.1
9	2:04.109	23.981	37.624	25.931	36.573	189.7
10	2:03.844	23.922	37.559	25.971	36.392	189.4
11	2:17.638 B	23.634	37.732	26.215	50.057	194.5
12	2:53.073	1:11.778	38.736	25.937	36.622	138.5
13	2:03.192	23.705	37.535	25.770	36.182	197.0

38 **Ola NESBAKKEN** ESP
ALMA RACING TEAM KAWASAKI

1	2:24.395	36.503	44.716	25.938	37.238	150.0
2	1:58.623	22.783	36.181	25.123	34.536	205.9
3	1:59.186	22.852	36.538	25.131	34.665	207.9
4	2:15.382 B	22.905	36.811	25.297	50.369	198.0
5	2:25.633	47.984	36.808	25.606	35.235	110.3

42 **Raul PEREZ** ESP
FUSIÓN RACING TEAM KAWASAKI

1	2:23.012	40.755	41.580	25.467	35.210	148.1
2	1:57.557	22.755	35.986	24.903	33.913	203.2
3	2:09.115 B	23.135	35.815	25.629	44.536	194.8
4	2:14.293	39.916	35.876	24.611	33.890	151.8
5	1:56.265	22.259	35.388	24.676	33.942	206.3
6	2:12.220 B	22.584	35.753	26.896	46.987	199.1
7	16:10.307	...	37.191	25.316	34.706	148.3
8	1:58.152	22.862	35.827	25.190	34.273	193.5

46 **Humberto MAIER NETO** BRA
YAMAHA MS RACING TEAM YAMAHA

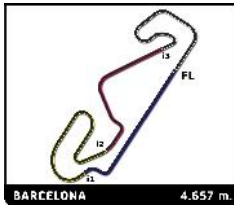
1	2:36.032	35.724	49.337	25.856	45.115	150.4
2	1:57.849	22.314	36.012	24.860	34.663	206.7
3	1:58.786	22.778	36.508	25.056	34.444	202.1
4	1:59.667	22.435	36.629	24.826	35.777	201.7
5	2:01.594	22.510	36.418	25.788	36.878	204.4
6	1:58.165	22.394	36.008	25.092	34.671	207.5
7	2:15.727 B	23.653	38.477	25.323	48.274	195.2
8	9:07.123	7:20.916	39.535	26.595	40.077	124.3
9	1:58.921	22.464	36.393	25.359	34.705	206.3
10	2:17.886	23.527	37.534	25.873	50.952	189.4
11	2:00.859	22.767	36.830	25.549	35.713	205.9

47 **Ferran HERNANDEZ** ESP
HONDA

1	2:23.263	42.435	40.314	25.150	35.364	154.7
2	1:58.480	22.371	36.460	24.933	34.716	207.1
3	1:57.748	22.448	35.835	24.872	34.593	207.1
4	2:17.110 B	23.009	38.816	25.353	49.932	199.5
5	2:27.101	49.846	36.384	25.974	34.897	158.9
6	1:57.223	22.475	35.647	24.731	34.370	208.3
7	2:00.705	22.679	36.505	25.143	36.378	205.1
8	1:57.439	22.232	35.805	24.710	34.692	205.5
9	2:12.083 B	23.221	37.567	24.852	46.443	195.5
10	4:42.447	2:56.952	39.297	26.535	39.663	127.6
11	2:14.598 B	23.278	37.731	26.637	46.952	197.7
12	2:27.886	46.940	38.185	25.823	36.938	153.3
13	1:59.141	22.589	35.987	25.078	35.487	203.2

48 **Julio GARCIA** ESP
ESP SOLUTIONS MOTAP RACING TEA KAWASAKI

1	2:40.971	57.787	37.589	25.077	40.518	147.1
2	1:57.621	23.023	35.955	24.642	34.001	194.5
3	1:58.175	22.713	36.613	24.667	34.182	211.1



SBK Junior

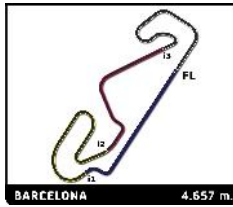
ESBK CIRCUIT DE BARCELONA-CATALUNYA

Entrenamiento Cronometrado

Sector Analysis

— Invalidated Lap ■ Personal Best ■ Session Best B Crossing the pit lane

Lap	Time	Sector 1	Sector 2	Sector 3	Sector 4	T.Spd	Lap	Time	Sector 1	Sector 2	Sector 3	Sector 4	T.Spd
51 Juan P. URIOSTEGUI MEX I+DENT RACING TEAM YAMAHA													
1	2:37.427	58.514	37.348	25.249	36.316	147.3							
2	1:58.158	22.634	36.048	25.094	34.382	202.8							
3	1:58.352	22.410	36.566	24.644	34.732	203.2							
4	1:58.579	22.536	36.380	24.776	34.887	202.8							
5	1:59.204	22.516	36.254	25.751	34.683	203.2							
6	2:00.263	23.265	36.276	25.345	35.377	202.5							
7	2:01.401	23.075	37.706	25.063	35.557	200.2							
8	1:59.969	22.735	36.477	25.564	35.193	199.5							
9	2:00.291	23.043	36.471	25.498	35.279	196.2							
10	1:58.949	23.210	35.907	24.942	34.890	197.3							
11	1:58.821	22.748	35.927	25.199	34.947	199.9							
12	2:00.303	22.775	36.573	25.679	35.276	202.8							
13	2:04.319	25.869	38.477	25.450	34.523	189.7							
14	2:01.892	23.480	36.486	24.898	37.028	202.8							
15	1:58.808	22.795	36.338	24.870	34.805	201.3							
53 Hector YEBRA ESP HY COMPETITION TEAM KAWASAKI													
1	2:28.197	42.783	41.593	26.078	37.743	139.2							
2	2:00.290	23.564	36.638	25.382	34.706	187.8							
3	1:58.770	22.723	36.190	24.921	34.936	196.6							
4	1:58.638	23.054	36.106	25.044	34.434	193.5							
5	1:59.097	22.766	35.812	25.181	35.338	197.3							
6	1:59.809	23.245	36.056	25.262	35.246	198.8							
7	2:13.663B	23.408	36.936	26.078	47.241	190.4							
8	4:19.173	2:40.088	38.091	26.286	34.708	74.4							
9	2:00.265	23.040	36.603	25.241	35.381	194.8							
10	2:01.180	23.164	36.722	25.778	35.516	192.1							
11	2:00.253	23.446	36.649	25.656	34.502	187.4							
12	1:59.419	23.496	36.342	25.147	34.434	185.8							
13	1:59.214	23.024	36.015	25.328	34.847	192.4							
14	1:59.488	22.867	36.137	25.536	34.948	194.5							
58 Isaac RUIVINHO MARTINS ROSA PRT TEAM MOTOCUCLUBE LOULÉ CONCEL F KAWASAKI													
1	2:22.145	39.254	40.165	26.061	36.665	143.8							
2	2:03.042	23.386	37.751	25.740	36.165	199.1							
3	2:02.676	23.581	37.612	25.756	35.727	198.8							
4	2:02.031	23.229	37.234	25.737	35.831	198.4							
5	2:19.610B	23.684	37.511	26.266	52.149	193.8							
6	5:15.480	3:33.451	38.664	26.711	36.654	136.2							
7	2:16.811	28.357	46.093	26.041	36.320	186.5							
8	2:03.351	24.137	37.499	25.893	35.822	187.4							
9	2:07.976	23.963	37.416	25.864	40.733	186.5							
10	2:01.847	23.326	36.968	25.532	36.021	202.1							
11	2:03.514	23.593	37.156	25.789	36.976	200.6							
12	2:02.706	23.845	37.189	25.791	35.881	192.1							
13	2:02.029	23.455	37.266	25.668	35.640	193.8							
72 Yera RUIZ ESP YAMAHA MS RACING YAMAHA													
1	2:35.811	33.553	51.311	25.930	45.017	149.8							
2	2:39.022B	22.270	35.654	24.766	1:16.332	199.9							
3	5:10.869	3:26.064	44.439	25.884	34.482	136.6							
4	1:58.225	22.946	35.899	24.851	34.529	202.5							
5	2:13.062	29.435	41.389	25.040	37.198	194.5							
6	1:56.596	22.415	35.594	24.721	33.866	199.9							
7	2:13.538B	22.662	36.528	25.669	48.679	197.0							
8	5:07.516	3:21.408	39.615	26.741	39.752	125.7							
9	2:20.699B	22.546	38.485	26.027	53.641	202.5							
10	2:22.084	44.224	36.289	24.899	36.672	147.9							
11	1:56.351	22.398	35.363	24.529	34.061	199.1							
74 Juan A. CONESA ESP TEAM LAGLISSE													
1	2:36.801	35.355	50.617	25.653	45.176	149.1							
2	1:57.883	22.331	35.771	25.133	34.648	208.7							
3	2:01.077	22.403	38.893	24.785	34.996	202.1							
4	1:57.401	22.242	35.788	25.039	34.332	207.1							
5	2:01.117	23.462	37.884	24.801	34.970	205.5							
6	2:00.587	22.685	38.128	24.945	34.829	206.7							
7	2:14.023B	22.460	35.875	24.756	50.932	201.7							
8	9:10.979B	7:21.494	39.674	26.395	43.416	139.0							
9	4:37.592	2:54.849	42.959	24.758	35.026	148.7							
10	1:57.942	22.722	35.675	24.625	34.920	200.2							
81 Juan E. RIVERA COL AUSTIN RACING VHC LIQUI MOLY KAWASAKI													
1	2:35.746	58.027	37.176	25.249	35.294	147.7							
2	2:03.696	22.780	37.998	27.108	35.810	201.7							
3	1:58.293	22.493	36.205	24.866	34.729	204.7							
4	1:59.761	23.074	36.407	25.244	35.036	195.5							
5	1:59.657	22.917	36.352	25.294	35.094	194.8							
6	2:14.522B	23.197	37.044	25.550	48.731	197.7							
7	10:09.038	8:30.696	38.200	25.333	34.809	139.9							
8	1:58.520	22.855	36.094	25.020	34.551	204.0							
9	1:59.390	23.320	36.277	25.315	34.478	187.8							
10	1:59.200	22.960	36.044	25.558	34.638	195.5							
11	1:58.243	22.650	36.042	25.119	34.432	194.8							
84 Hector DOMINGUEZ ESP I+DENT RACING TEAM YAMAHA													
1	2:49.429	1:10.337	37.066	25.468	36.558	144.4							
2	1:58.643	22.908	35.919	25.074	34.742	201.0							
3	1:59.375	22.950	36.276	25.229	34.920	197.7							
4	1:59.757	23.151	36.125	25.187	35.294	195.2							
5	1:59.360	22.856	35.996	25.428	35.080	202.5							
6	2:14.100B	23.231	36.565	25.551	48.753	193.5							
7	5:38.164	3:59.858	37.576	25.412	35.318	116.7							
8	1:59.426	23.410	36.224	25.109	34.683	190.1							
9	1:59.209	23.077	36.140	25.239	34.753	193.8							
10	1:58.913	23.127	35.988	24.891	34.907	195.5							
11	1:59.298	23.003	36.462	25.383	34.450	202.8							
12	1:59.070	23.023	36.155	25.122	34.770	202.8							
13	2:00.534	23.358	36.373	25.391	35.412	190.4							



SBK Junior

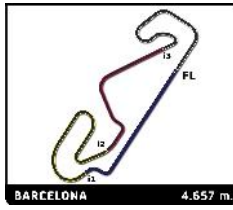
ESBK CIRCUIT DE BARCELONA-CATALUNYA

Entrenamiento Cronometrado

Sector Analysis

— Invalidated Lap ■ Personal Best ■ Session Best B Crossing the pit lane

Lap	Time	Sector 1	Sector 2	Sector 3	Sector 4	T.Sp	Lap	Time	Sector 1	Sector 2	Sector 3	Sector 4	T.Sp	
85	Marcos LOPEZ ESP							7	2:00.861	23.292	36.483	25.620	35.466	197.0
	ALMA RACING TEAM KAWASAKI							8	2:00.505	23.471	36.577	25.062	35.395	192.1
1	2:24.172	39.636	42.222	26.076	36.238	151.0	9	2:01.200	23.494	36.809	25.528	35.369	193.5	
2	2:01.296	23.406	36.752	25.571	35.567	203.2	10	2:00.950	23.512	36.929	25.297	35.212	191.1	
3	2:00.053	22.536	36.980	25.492	35.045	205.9	11	2:03.153	23.572	37.816	25.937	35.828	190.7	
4	2:00.071	22.927	36.769	25.315	35.060	203.2	12	2:02.377	23.259	37.110	25.521	36.487	195.2	
5	2:00.038	22.873	36.666	25.338	35.161	201.7	13	2:00.331	23.476	36.432	25.341	35.082	197.7	
6	2:27.803 B	23.452	36.445	25.544	1:02.362	203.6	14	2:02.334	23.147	37.409	25.060	36.718	197.0	
7	5:41.677	3:59.843	41.377	25.288	35.169	113.4	15	2:00.223	22.966	36.311	25.151	35.795	201.7	
8	1:59.683	22.962	36.531	25.276	34.914	203.6								
9	2:00.483	22.983	36.948	25.131	35.421	204.4								
10	2:20.158 B	24.824	39.072	26.332	49.930	202.5								
11	3:15.298	1:32.114	40.625	26.062	36.497	101.2								
12	2:00.364	22.830	36.728	25.566	35.240	201.0								
91	Borja JIMENEZ ESP													
	ESP SOLUTIONS MOTAP RACING TEA KAWASAKI													
1	2:41.281	57.829	37.774	24.990	40.688	150.0								
2	1:57.272	22.610	35.884	24.710	34.068	202.1								
3	1:58.070	22.377	36.484	24.605	34.604	208.3								
4	2:07.251 B	22.216	35.933	24.942	44.160	209.5								
5	2:20.214	41.037	36.180	25.352	37.645	141.2								
6	1:56.999	22.289	35.714	24.547	34.449	210.3								
7	2:00.039	22.684	37.042	25.073	35.240	207.1								
8	1:57.976	22.916	35.872	24.680	34.508	201.7								
9	2:12.735 B	23.622	36.839	24.885	47.389	193.5								
10	5:10.374	3:31.243	37.807	25.866	35.458	145.7								
11	2:01.183	23.863	36.858	25.538	34.924	191.1								
12	1:59.230	22.904	36.177	25.084	35.065	195.9								
13	1:58.540	22.807	36.060	25.024	34.649	198.0								
94	Facundo A. LLAMBIAS URY													
	KAWASAKI PL RACING JUNIOR TEAM KAWASAKI													
1	2:21.015	37.961	39.695	26.717	36.642	153.3								
2	2:00.719	23.508	36.857	25.224	35.130	195.9								
3	1:58.334	22.589	35.935	24.794	35.016	205.1								
4	2:16.976 B	22.681	37.141	25.113	52.041	206.3								
5	2:25.864	48.610	36.577	25.387	35.290	107.1								
6	1:57.786	22.867	35.746	24.697	34.476	198.8								
7	2:01.472	22.480	36.287	25.248	37.457	207.5								
8	1:57.558	22.247	35.861	24.860	34.590	202.1								
9	1:59.612	22.696	36.741	25.149	35.026	207.1								
10	1:58.804	22.683	36.093	25.081	34.947	199.9								
11	2:02.502	22.577	38.957	25.993	34.975	200.2								
12	2:07.286 B	23.044	36.617	25.253	42.372	207.9								
13	3:01.430	1:17.909	43.166	25.020	35.335	143.2								
14	2:03.354	22.978	39.585	25.542	35.249	198.4								
95	Afonso SIMOES DE ALMEIDA PRT													
	MIGUEL OLIVEIRA FAN CLUB RACING YAMAHA													
1	2:21.623	39.161	39.842	26.314	36.306	147.7								
2	2:00.965	23.160	37.001	25.320	35.484	197.7								
3	2:00.515	22.995	36.694	25.319	35.507	200.6								
4	2:00.807	23.277	36.562	24.990	35.978	196.6								
5	2:00.586	23.483	36.544	25.321	35.238	193.1								
6	2:01.229	23.394	36.626	25.351	35.858	195.5								



SBK Junior

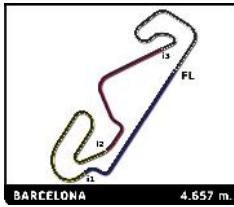
ESBK CIRCUIT DE BARCELONA-CATALUNYA

Entrenamiento Cronometrado

Slow Sector Analysis

■ Personal Best ■ Session Best B Crossing the pit lane

Lap	Time	Sector 1	Sector 2	Sector 3	Sector 4	Elapsed	Lap	Time	Sector 1	Sector 2	Sector 3	Sector 4	Elapsed
2 Natalia RIVERA ESP I+DENT RACING TEAM YAMAHA							7 2:00.587 22.501 36.525 25.610 35.951 14:38.448						
1	2:22.954	40.610	39.429	26.609	36.306	2:22.954	8	2:10.127 B	22.485	35.474	24.467	47.701	16:48.575
2	2:00.723	23.293	36.778	25.628	35.024	4:23.677	9	5:06.757	3:29.780	36.757	25.179	35.041	21:55.332
3	2:00.144	22.977	36.546	25.403	35.218	6:23.821	10	1:58.282	23.005	35.936	24.784	34.557	23:53.614
4	2:00.506	23.031	36.431	25.295	35.749	8:24.327	11	2:20.321 B	26.966	37.244	25.527	50.584	26:13.935
5	2:00.405	22.909	36.440	25.612	35.444	10:24.732	12	2:41.087	1:06.081	35.681	24.744	34.581	28:55.022
6	2:02.150	23.737	36.752	25.420	36.241	12:26.882	13	1:56.431	22.300	35.544	24.659	33.928	30:51.453
7	2:00.239	23.094	36.415	25.394	35.336	14:27.121	15 Aaron GARCIA ESP TJT RACING KAWASAKI						
8	1:59.440	22.724	36.451	25.303	34.962	16:26.561	1	2:09.950	29.110	39.223	25.853	35.764	2:09.950
9	2:09.995 B	23.775	36.679	25.824	43.717	18:36.556	2	2:00.047	23.136	36.537	25.384	34.990	4:09.997
10	3:22.070	1:45.072	36.481	25.259	35.258	21:58.626	3	2:00.470	23.121	36.623	25.559	35.167	6:10.467
11	2:00.316	23.283	36.265	25.421	35.347	23:58.942	4	2:00.172	23.401	36.722	25.221	34.828	8:10.639
12	2:00.499	23.258	36.081	25.467	35.693	25:59.441	5	2:13.850 B	23.198	37.723	26.537	46.392	10:24.489
13	1:59.815	23.269	36.134	25.520	34.892	27:59.256	6	6:09.108	4:29.297	38.638	25.776	35.397	16:33.597
14	1:59.751	23.239	36.266	25.420	34.826	29:59.007	7	2:00.619	23.337	36.787	25.309	35.186	18:34.216
15	1:59.369	23.200	36.171	25.391	34.607	31:58.376	8	1:59.831	23.065	36.434	25.252	35.080	20:34.047
4 Eric FERNANDEZ ESP TEAM SPEED RACING KAWASAKI							9	1:59.871	23.133	36.682	25.172	34.884	22:33.918
1	2:33.975	57.412	36.387	25.506	34.670	2:33.975	10	2:03.350	23.080	36.803	26.380	37.087	24:37.268
2	2:05.506	23.185	38.389	26.507	37.425	4:39.481	16 Michal A. BUDZIASZEK POL I+DENT RACING TEAM YAMAHA						
3	1:55.782	22.073	35.423	24.532	33.754	6:35.263	1	2:37.613	59.063	37.003	25.378	36.169	2:37.613
4	2:07.885 B	22.567	35.848	25.098	44.372	8:43.148	2	1:59.518	22.755	36.176	25.278	35.309	4:37.131
5	2:20.154	42.014	36.884	26.361	34.895	11:03.302	3	1:59.323	22.824	36.655	25.202	34.642	6:36.454
6	1:55.799	21.815	35.421	24.607	33.956	12:59.101	4	1:59.575	22.795	36.336	25.147	35.297	8:36.029
7	2:02.126	23.148	38.622	24.996	35.360	15:01.227	5	1:59.788	23.151	35.995	25.328	35.314	10:35.817
8	3:00.375 B	22.214	35.399	24.676	1:38.086	18:01.602	6	1:59.447	22.743	36.123	25.334	35.247	12:35.264
9	7:59.242 B	5:36.057	49.884	37.404	55.897	26:00.844	7	2:00.006	22.863	36.678	25.178	35.287	14:35.270
6 Guilherme MARQUES PRT MIGUEL OLIVEIRA FAN CLUB YAMAHA							8	2:00.847	23.492	36.415	25.894	35.046	16:36.117
1	2:24.811	40.888	40.788	26.441	36.694	2:24.811	9	2:00.492	23.436	36.571	25.545	34.940	18:36.609
2	2:01.017	23.299	36.774	25.319	35.625	4:25.828	10	2:00.778	23.453	36.623	25.503	35.199	20:37.387
3	2:06.411	24.487	40.451	25.897	35.576	6:32.239	11	1:59.297	23.029	36.161	25.295	34.812	22:36.684
4	2:00.888	23.643	36.963	25.393	34.889	8:33.127	12	1:59.643	23.022	36.247	25.356	35.018	24:36.327
5	2:00.341	22.879	36.740	25.299	35.423	10:33.468	13	1:59.227	22.830	36.595	25.102	34.700	26:35.554
6	2:00.287	23.404	36.553	25.175	35.155	12:33.755	14	2:20.011 B	22.955	36.626	25.270	55.160	28:55.565
7	2:06.171	23.633	40.964	25.968	35.606	14:39.926	15	3:05.421	1:27.661	36.770	25.774	35.216	32:00.986
8	2:00.892	23.773	36.432	25.206	35.481	16:40.818	17 Samuel DIAZ ESP TECNIRACING KAWASAKI						
9	2:03.025	24.158	36.817	26.543	35.507	18:43.843	1	2:09.722	29.265	38.574	25.717	36.166	2:09.722
10	2:01.652	23.726	36.738	25.812	35.376	20:45.495	2	1:59.724	23.115	36.512	25.022	35.075	4:09.446
11	2:01.756	23.679	36.842	25.782	35.453	22:47.251	3	2:02.187	23.241	38.476	25.309	35.161	6:11.633
12	2:01.621	23.851	36.723	25.702	35.345	24:48.872	4	1:58.431	22.651	35.894	25.146	34.740	8:10.064
13	2:01.443	23.780	36.588	25.658	35.417	26:50.315	5	2:18.419 B	23.174	40.486	26.058	48.701	10:28.483
14	2:06.708	23.861	37.078	27.033	38.736	28:57.023	6	2:38.421	1:02.104	36.135	25.313	34.869	13:06.904
15	2:00.279	23.349	36.564	25.402	34.964	30:57.302	7	1:59.005	22.767	36.169	25.300	34.769	15:05.909
8 Carlos GIMENEZ ESP ARCO-MOTOR UNIVERSITY TEAM YAMAHA							8	1:58.398	22.759	35.957	24.935	34.747	17:04.307
1	2:49.228	1:09.286	36.916	25.945	37.081	2:49.228	9	1:58.111	22.753	35.803	25.043	34.512	19:02.418
2	1:56.837	22.461	35.510	24.776	34.090	4:46.065	10	2:12.559 B	22.608	36.204	25.467	48.280	21:14.977
3	1:56.337	22.261	35.674	24.535	33.867	6:42.402	11	2:40.308	53.990	39.554	26.653	40.111	23:55.285
4	2:01.992	23.366	37.397	26.035	35.194	8:44.394	12	2:05.775	22.448	37.017	26.721	39.589	26:01.060
5	1:57.802	22.241	36.536	25.069	33.956	10:42.196	13	2:21.759 B	23.360	42.475	25.627	50.297	28:22.819
6	1:55.665	22.241	35.196	24.442	33.786	12:37.861	14	2:18.976	42.373	36.319	25.437	34.847	30:41.795



SBK Junior

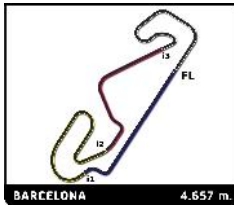
ESBK CIRCUIT DE BARCELONA-CATALUNYA

Entrenamiento Cronometrado

Slow Sector Analysis

Personal Best Session Best B Crossing the pit lane

Lap	Time	Sector 1	Sector 2	Sector 3	Sector 4	Elapsed	Lap	Time	Sector 1	Sector 2	Sector 3	Sector 4	Elapsed	
18 Joan SANTOS ESP							8 3:52.005 2:06.251 40.626 27.207 37.921 22:36.051							
QRG MOTOR RACING KAWASAKI							9 1:59.897 22.675 36.247 25.422 35.553 24:35.948							
1	2:34.948	54.163	39.941	25.339	35.505	2:34.948	10	2:03.438	25.919	37.032	25.348	35.139	26:39.386	
2	1:58.870	22.625	36.452	25.025	34.768	4:33.818	11	1:58.823	22.629	36.491	24.804	34.899	28:38.209	
3	1:59.348	22.728	36.747	25.116	34.757	6:33.166	12	1:58.349	22.325	36.301	25.014	34.709	30:36.558	
4	1:58.689	22.815	36.083	24.826	34.965	8:31.855	26 Jose M. OSUNA ESP							
5	2:05.679	22.912	42.852	25.002	34.913	10:37.534	DEZA BOX 77 RACING TEAM KAWASAKI							
6	1:58.475	22.327	36.345	25.022	34.781	12:36.009	1	2:09.541	29.396	38.170	25.725	36.250	2:09.541	
7	2:04.404	22.543	36.958	29.573	35.330	14:40.413	2	1:59.846	23.156	36.465	25.149	35.076	4:09.387	
8	2:18.044	B	22.553	36.614	25.127	53.750	3	1:59.475	23.051	36.313	25.122	34.989	6:08.862	
9	5:31.645	3:51.725	38.781	25.486	35.653	22:30.102	4	2:12.949	B	22.987	36.384	25.220	48.358	8:21.811
10	2:04.637	23.383	37.180	25.942	38.132	24:34.739	5	6:15.061	4:37.850	36.291	25.101	35.819	14:36.872	
11	2:00.620	23.920	36.384	25.149	35.167	26:35.359	6	1:58.180	22.785	36.022	24.944	34.429	16:35.052	
12	2:20.195	24.017	53.494	27.234	35.450	28:55.554	7	1:58.590	22.615	35.801	24.980	35.194	18:33.642	
13	1:58.967	22.517	36.381	25.213	34.856	30:54.521	8	1:58.487	23.015	35.833	24.919	34.720	20:32.129	
20 Javier CORRAL ESP							9	1:58.613	22.876	35.952	25.127	34.658	22:30.742	
ARCO-MOTOR UNIVERSITY TEAM YAMAHA							10	2:04.811	23.063	38.291	25.357	38.100	24:35.553	
1	2:49.112	1:10.033	37.138	25.558	36.383	2:49.112	11	1:58.377	22.460	35.999	25.146	34.772	26:33.930	
2	1:58.450	23.037	35.797	24.943	34.673	4:47.562	12	2:04.182	26.730	37.634	24.738	35.080	28:38.112	
3	1:58.331	22.487	35.976	25.142	34.726	6:45.893	13	1:57.235	21.997	35.613	24.701	34.924	30:35.347	
4	2:01.332	22.872	36.614	25.878	35.968	8:47.225	27 Alvaro DIAZ ESP							
5	2:16.177	B	22.663	36.113	26.020	51.381	ARCO-MOTOR UNIVERSITY TEAM YAMAHA							
6	10:52.101	9:15.648	36.503	25.091	34.859	21:55.503	1	2:49.696	1:09.642	36.834	25.825	37.395	2:49.696	
7	1:58.421	23.182	35.869	24.920	34.450	23:53.924	2	1:56.088	22.201	35.380	24.600	33.907	4:45.784	
8	2:20.669	B	23.127	40.373	26.472	50.697	3	1:56.392	22.435	35.470	24.647	33.840	6:42.176	
9	2:44.770	1:07.737	36.980	25.341	34.712	28:59.363	4	2:01.537	22.555	37.029	26.593	35.360	8:43.713	
10	1:57.918	22.627	35.784	24.666	34.841	30:57.281	5	1:58.199	22.272	36.768	24.703	34.456	10:41.912	
22 Alejandro CARRION ESP							6	1:55.760	22.241	35.104	24.569	33.846	12:37.672	
DR7 HMAX KAWASAKI							7	2:10.381	B	22.325	36.179	24.960	46.917	14:48.053
1	2:34.459	38.527	46.072	26.020	43.840	2:34.459	8	7:07.098	5:29.987	36.621	25.343	35.147	21:55.151	
2	2:01.647	22.623	37.671	25.050	36.303	4:36.106	9	1:58.488	22.897	36.410	24.735	34.446	23:53.639	
3	1:57.118	22.107	36.149	24.559	34.303	6:33.224	10	2:20.112	B	26.598	37.324	25.798	50.392	26:13.751
4	2:01.462	22.024	36.181	24.731	38.526	8:34.686	11	2:40.961	1:05.892	35.852	24.783	34.434	28:54.712	
5	1:56.685	21.953	35.504	24.896	34.332	10:31.371	12	1:56.750	22.430	35.595	24.705	34.020	30:51.462	
6	2:02.643	23.638	39.004	24.553	35.448	12:34.014	28 Valentin PERRONE ARG							
7	2:03.468	21.974	39.131	25.234	37.129	14:37.482	TEAM SPEED RACING KAWASAKI							
8	1:56.716	22.274	35.824	24.587	34.031	16:34.198	1	2:36.830	58.385	37.288	25.097	36.060	2:36.830	
9	2:00.205	22.607	36.472	25.702	35.424	18:34.403	2	1:58.633	22.602	36.165	24.860	35.006	4:35.463	
10	1:59.631	21.983	35.722	25.305	36.621	20:34.034	3	1:58.331	22.471	36.130	24.911	34.819	6:33.794	
11	1:57.409	22.255	35.870	24.524	34.760	22:31.443	4	1:58.575	22.593	36.147	24.963	34.872	8:32.369	
12	2:19.393	B	22.469	39.506	26.773	50.645	5	1:59.896	23.025	36.088	25.928	34.855	10:32.265	
13	2:37.558	54.267	41.122	26.667	35.502	27:28.394	6	1:59.781	22.972	36.211	25.237	35.361	12:32.046	
14	2:00.346	22.292	36.311	26.606	35.137	29:28.740	7	2:00.649	23.322	36.689	25.191	35.447	14:32.695	
15	1:57.573	22.219	35.985	24.837	34.532	31:26.313	8	2:16.609	B	23.233	36.557	25.279	51.540	16:49.304
23 Jordi RAPOSEIRAS AND							9	8:25.664	6:47.657	37.043	25.544	35.420	25:14.968	
ILUSION TEAM KAWASAKI							10	2:00.281	23.383	36.565	25.283	35.050	27:15.249	
1	2:28.744	43.200	42.644	26.499	36.401	2:28.744	11	1:59.479	23.091	36.424	25.189	34.775	29:14.728	
2	2:00.472	23.538	36.560	25.175	35.199	4:29.216	12	1:59.465	23.048	36.352	25.169	34.896	31:14.193	
3	2:37.688	B	22.545	1:02.492	28.706	43.945	7:06.904	31 Max SANCHEZ ESP						
4	5:20.661	3:23.033	56.728	25.679	35.221	12:27.565	ETG RACING YAMAHA							
5	1:59.376	22.705	36.390	25.082	35.199	14:26.941	1	2:28.690	42.968	43.209	26.119	36.394	2:28.690	
6	1:59.565	22.712	36.445	25.430	34.978	16:26.506	2	1:59.287	22.952	36.327	25.120	34.888	4:27.977	
7	2:17.540	B	27.265	41.079	25.371	43.825	3	2:13.146	22.824	36.106	25.239	48.977	6:41.123	



SBK Junior

ESBK CIRCUIT DE BARCELONA-CATALUNYA

Entrenamiento Cronometrado

Slow Sector Analysis

Personal Best Session Best B Crossing the pit lane

Lap	Time	Sector 1	Sector 2	Sector 3	Sector 4	Elapsed	Lap	Time	Sector 1	Sector 2	Sector 3	Sector 4	Elapsed
4	2:01.900	24.436	37.248	25.251	34.965	8:43.023	6	1:58.671	22.876	36.237	24.910	34.648	13:01.890
5	1:58.890	22.914	36.220	24.979	34.777	10:41.913	7	2:01.238	22.667	36.474	25.282	36.815	15:03.128
6	2:13.486B	22.896	35.979	25.152	49.459	12:55.399	8	1:59.115	22.954	36.297	25.084	34.780	17:02.243
7	7:37.320	5:53.596	42.898	25.650	35.176	20:32.719	9	1:59.829	23.138	36.371	25.276	35.044	19:02.072
8	1:58.313	22.813	35.790	25.122	34.588	22:31.032	10	2:00.352	23.168	36.290	25.293	35.601	21:02.424
9	2:04.445	22.850	38.796	25.379	37.420	24:35.477	11	2:01.357	23.491	37.549	25.224	35.093	23:03.781
10	1:59.782	23.442	36.371	24.944	35.025	26:35.259	12	2:06.923	23.144	39.712	28.619	35.448	25:10.704
11	1:58.194	22.725	35.805	25.087	34.577	28:33.453	13	2:05.188	23.242	37.898	26.117	37.931	27:15.892
12	1:58.526	22.950	35.979	25.117	34.480	30:31.979	14	1:59.377	22.998	36.219	25.302	34.858	29:15.269
							15	1:59.036	22.810	36.287	25.094	34.845	31:14.305

32 **Rodrigo VALENTE MARTINS** PRT
YAMAHA GV STRATOS YAMAHA

1	2:21.590	37.609	40.843	26.728	36.410	2:21.590
2	2:01.083	23.457	36.990	25.507	35.129	4:22.673
3	2:00.454	23.344	36.562	25.333	35.215	6:23.127
4	2:00.991	23.087	36.391	25.349	36.164	8:24.118
5	2:00.463	23.427	36.531	25.448	35.057	10:24.581
6	2:02.787	23.763	36.996	25.917	36.111	12:27.368

35 **Yeray SAIZ** ESP
KAWASAKI PL RACING JUNIOR TEAM KAWASAKI

1	2:21.101	34.461	43.827	26.673	36.140	2:21.101
2	1:59.464	22.983	36.490	25.106	34.885	4:20.565
3	1:58.996	23.075	36.272	25.073	34.576	6:19.561
4	2:17.326B	23.034	38.104	25.123	51.065	8:36.887
5	2:26.190	47.887	37.189	25.823	35.291	11:03.077
6	1:57.753	22.609	35.636	24.936	34.572	13:00.830
7	2:01.069	22.582	36.356	25.196	36.935	15:01.899
8	1:57.502	22.397	35.817	24.703	34.585	16:59.401
9	1:58.059	22.559	36.031	24.824	34.645	18:57.460
10	2:13.253B	23.057	36.463	25.439	48.294	21:10.713
11	7:01.149	5:14.985	45.696	25.553	34.915	28:11.862
12	1:59.483	22.787	36.771	25.087	34.838	30:11.345

36 **Juho KANTOLA** FIN
KALLIO RACING JUNIOR TEAM KTM

1	2:09.487	26.574	38.797	27.021	37.095	2:09.487
2	2:03.419	24.129	37.240	25.661	36.389	4:12.906
3	2:02.962	23.579	37.580	25.695	36.108	6:15.868
4	2:03.084	23.556	37.309	25.825	36.394	8:18.952
5	2:02.897	23.635	37.446	25.868	35.948	10:21.849
6	2:20.406B	23.749	37.498	26.209	52.950	12:42.255
7	4:05.250	2:23.796	38.411	26.267	36.776	16:47.505
8	2:04.444	23.891	37.541	26.507	36.505	18:51.949
9	2:04.109	23.981	37.624	25.931	36.573	20:56.058
10	2:03.844	23.922	37.559	25.971	36.392	22:59.902
11	2:17.638B	23.634	37.732	26.215	50.057	25:17.540
12	2:53.073	1:11.778	38.736	25.937	36.622	28:10.613
13	2:03.192	23.705	37.535	25.770	36.182	30:13.805

38 **Ola NESBAKKEN** ESP
ALMA RACING TEAM KAWASAKI

1	2:24.395	36.503	44.716	25.938	37.238	2:24.395
2	1:58.623	22.783	36.181	25.123	34.536	4:23.018
3	1:59.186	22.852	36.538	25.131	34.665	6:22.204
4	2:15.382B	22.905	36.811	25.297	50.369	8:37.586
5	2:25.633	47.984	36.808	25.606	35.235	11:03.219

42 **Raul PEREZ** ESP
FUSIÓN RACING TEAM KAWASAKI

1	2:23.012	40.755	41.580	25.467	35.210	2:23.012
2	1:57.557	22.755	35.986	24.903	33.913	4:20.569
3	2:09.115B	23.135	35.815	25.629	44.536	6:29.684
4	2:14.293	39.916	35.876	24.611	33.890	8:43.977
5	1:56.265	22.259	35.388	24.676	33.942	10:40.242
6	2:12.220B	22.584	35.753	26.896	46.987	12:52.462
7	16:10.307	...	37.191	25.316	34.706	29:02.769
8	1:58.152	22.862	35.827	25.190	34.273	31:00.921

46 **Humberto MAIER NETO** BRA
YAMAHA MS RACING TEAM YAMAHA

1	2:36.032	35.724	49.337	25.856	45.115	2:36.032
2	1:57.849	22.314	36.012	24.860	34.663	4:33.881
3	1:58.786	22.778	36.508	25.056	34.444	6:32.667
4	1:59.667	22.435	36.629	24.826	35.777	8:32.334
5	2:01.594	22.510	36.418	25.788	36.878	10:33.928
6	1:58.165	22.394	36.008	25.092	34.671	12:32.093
7	2:15.727B	23.653	38.477	25.323	48.274	14:47.820
8	9:07.123	7:20.916	39.535	26.595	40.077	23:54.943
9	1:58.921	22.464	36.393	25.359	34.705	25:53.864
10	2:17.886	23.527	37.534	25.873	50.952	28:11.750
11	2:00.859	22.767	36.830	25.549	35.713	30:12.609

47 **Ferran HERNANDEZ** ESP
HONDA

1	2:23.263	42.435	40.314	25.150	35.364	2:23.263
2	1:58.480	22.371	36.460	24.933	34.716	4:21.743
3	1:57.748	22.448	35.835	24.872	34.593	6:19.491
4	2:17.110B	23.009	38.816	25.353	49.932	8:36.601
5	2:27.101	49.846	36.384	25.974	34.897	11:03.702
6	1:57.223	22.475	35.647	24.731	34.370	13:00.925
7	2:00.705	22.679	36.505	25.143	36.378	15:01.630
8	1:57.439	22.232	35.805	24.710	34.692	16:59.069
9	2:12.083B	23.221	37.567	24.852	46.443	19:11.152
10	4:42.447	2:56.952	39.297	26.535	39.663	23:53.599
11	2:14.598B	23.278	37.731	26.637	46.952	26:08.197
12	2:27.886	46.940	38.185	25.823	36.938	28:36.083
13	1:59.141	22.589	35.987	25.078	35.487	30:35.224

48 **Julio GARCIA** ESP
ESP SOLUTIONS MOTAP RACING TEA KAWASAKI

1	2:40.971	57.787	37.589	25.077	40.518	2:40.971
2	1:57.621	23.023	35.955	24.642	34.001	4:38.592
3	1:58.175	22.713	36.613	24.667	34.182	6:36.767



SBK Junior

ESBK CIRCUIT DE BARCELONA-CATALUNYA

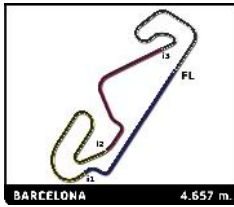
Entrenamiento Cronometrado

Slow Sector Analysis

Personal Best Session Best B Crossing the pit lane

Lap	Time	Sector 1	Sector 2	Sector 3	Sector 4	Elapsed	Lap	Time	Sector 1	Sector 2	Sector 3	Sector 4	Elapsed
4	2:08.834 B	21.834	36.775	24.995	45.230	8:45.601							
5	2:17.864	40.101	36.927	26.028	34.808	11:03.465							
6	1:56.483	21.912	35.645	24.718	34.208	12:59.948							
7	2:01.459	22.678	37.179	25.174	36.428	15:01.407							
8	1:57.746	22.700	35.907	24.660	34.479	16:59.153							
9	2:14.527 B	23.680	36.545	25.010	49.292	19:13.680							
51 Juan P. URIOSTEGUI MEX							72 Yeray RUIZ ESP						
I+DENT RACING TEAM YAMAHA							YAMAHA MS RACING YAMAHA						
1	2:37.427	58.514	37.348	25.249	36.316	2:37.427	1	2:35.811	33.553	51.311	25.930	45.017	2:35.811
2	1:58.158	22.634	36.048	25.094	34.382	4:35.585	2	2:39.022 B	22.270	35.654	24.766	1:16.332	5:14.833
3	1:58.352	22.410	36.566	24.644	34.732	6:33.937	3	5:10.869	3:26.064	44.439	25.884	34.482	10:25.702
4	1:58.579	22.536	36.380	24.776	34.887	8:32.516	4	1:58.225	22.946	35.899	24.851	34.529	12:23.927
5	1:59.204	22.516	36.254	25.751	34.683	10:31.720	5	2:13.062	29.435	41.389	25.040	37.198	14:36.989
6	2:00.263	23.265	36.276	25.345	35.377	12:31.983	6	1:56.596	22.415	35.594	24.721	33.866	16:33.585
7	2:01.401	23.075	37.706	25.063	35.557	14:33.384	7	2:13.538 B	22.662	36.528	25.669	48.679	18:47.123
8	1:59.969	22.735	36.477	25.564	35.193	16:33.353	8	5:07.516	3:21.408	39.615	26.741	39.752	23:54.639
9	2:00.291	23.043	36.471	25.498	35.279	18:33.644	9	2:20.699 B	22.546	38.485	26.027	53.641	26:15.338
10	1:58.949	23.210	35.907	24.942	34.890	20:32.593	10	2:22.084	44.224	36.289	24.899	36.672	28:37.422
11	1:58.821	22.748	35.927	25.199	34.947	22:31.414	11	1:56.351	22.398	35.363	24.529	34.061	30:33.773
53 Hector YEBRA ESP							74 Juan A. CONESA ESP						
HY COMPETITION TEAM KAWASAKI							TEAM LAGLISSE						
1	2:28.197	42.783	41.593	26.078	37.743	2:28.197	1	2:36.801	35.355	50.617	25.653	45.176	2:36.801
2	2:00.290	23.564	36.638	25.382	34.706	4:28.487	2	1:57.883	22.331	35.771	25.133	34.648	4:34.684
3	1:58.770	22.723	36.190	24.921	34.936	6:27.257	3	2:01.077	22.403	38.893	24.785	34.996	6:35.761
4	1:58.638	23.054	36.106	25.044	34.434	8:25.895	4	1:57.401	22.242	35.788	25.039	34.332	8:33.162
5	1:59.097	22.766	35.812	25.181	35.338	10:24.992	5	2:01.117	23.462	37.884	24.801	34.970	10:34.279
6	1:59.809	23.245	36.056	25.262	35.246	12:24.801	6	2:00.587	22.685	38.128	24.945	34.829	12:34.866
7	2:13.663 B	23.408	36.936	26.078	47.241	14:38.464	7	2:14.023 B	22.460	35.875	24.756	50.932	14:48.889
8	4:19.173	2:40.088	38.091	26.286	34.708	18:57.637	8	9:10.979 B	7:21.494	39.674	26.395	43.416	23:59.868
9	2:00.265	23.040	36.603	25.241	35.381	20:57.902	9	4:37.592	2:54.849	42.959	24.758	35.026	28:37.460
10	2:01.180	23.164	36.722	25.778	35.516	22:59.082	10	1:57.942	22.722	35.675	24.625	34.920	30:35.402
11	2:00.253	23.446	36.649	25.656	34.502	24:59.335							
12	1:59.419	23.496	36.342	25.147	34.434	26:58.754							
13	1:59.214	23.024	36.015	25.328	34.847	28:57.968							
14	1:59.488	22.867	36.137	25.536	34.948	30:57.456							
58 Isaac RUIVINHO MARTINS ROSA PRT							81 Juan E. RIVERA COL						
TEAM MOTOCLUBE LOULÉ CONCEL F KAWASAKI							AUSTIN RACING VHC LIQUI MOLY KAWASAKI						
1	2:22.145	39.254	40.165	26.061	36.665	2:22.145	1	2:35.746	58.027	37.176	25.249	35.294	2:35.746
2	2:03.042	23.386	37.751	25.740	36.165	4:25.187	2	2:03.696	22.780	37.998	27.108	35.810	4:39.442
3	2:02.676	23.581	37.612	25.756	35.727	6:27.863	3	1:58.293	22.493	36.205	24.866	34.729	6:37.735
4	2:02.031	23.229	37.234	25.737	35.831	8:29.894	4	1:59.761	23.074	36.407	25.244	35.036	8:37.496
5	2:19.610 B	23.684	37.511	26.266	52.149	10:49.504	5	1:59.657	22.917	36.352	25.294	35.094	10:37.153
6	5:15.480	3:33.451	38.664	26.711	36.654	16:04.984	6	2:14.522 B	23.197	37.044	25.550	48.731	12:51.675
7	2:16.811	28.357	46.093	26.041	36.320	18:21.795	7	10:09.038	8:30.696	38.200	25.333	34.809	23:00.713
8	2:03.351	24.137	37.499	25.893	35.822	20:25.146	8	1:58.520	22.855	36.094	25.020	34.551	24:59.233
9	2:07.976	23.963	37.416	25.864	40.733	22:33.122	9	1:59.390	23.320	36.277	25.315	34.478	26:58.623
10	2:01.847	23.326	36.968	25.532	36.021	24:34.969	10	1:59.200	22.960	36.044	25.558	34.638	28:57.823
11	2:03.514	23.593	37.156	25.789	36.976	26:38.483	11	1:58.243	22.650	36.042	25.119	34.432	30:56.066
12	2:02.706	23.845	37.189	25.791	35.881	28:41.189							
13	2:02.029	23.455	37.266	25.668	35.640	30:43.218							
58 Isaac RUIVINHO MARTINS ROSA PRT							84 Hector DOMINGUEZ ESP						
TEAM MOTOCLUBE LOULÉ CONCEL F KAWASAKI							I+DENT RACING TEAM YAMAHA						
1	2:22.145	39.254	40.165	26.061	36.665	2:22.145	1	2:49.429	1:10.337	37.066	25.468	36.558	2:49.429
2	2:03.042	23.386	37.751	25.740	36.165	4:25.187	2	1:58.643	22.908	35.919	25.074	34.742	4:48.072
3	2:02.676	23.581	37.612	25.756	35.727	6:27.863	3	1:59.375	22.950	36.276	25.229	34.920	6:47.447
4	2:02.031	23.229	37.234	25.737	35.831	8:29.894	4	1:59.757	23.151	36.125	25.187	35.294	8:47.204
5	2:19.610 B	23.684	37.511	26.266	52.149	10:49.504	5	1:59.360	22.856	35.996	25.428	35.080	10:46.564
6	5:15.480	3:33.451	38.664	26.711	36.654	16:04.984	6	2:14.100 B	23.231	36.565	25.551	48.753	13:00.664
7	2:16.811	28.357	46.093	26.041	36.320	18:21.795	7	5:38.164	3:59.858	37.576	25.412	35.318	18:38.828
8	2:03.351	24.137	37.499	25.893	35.822	20:25.146	8	1:59.426	23.410	36.224	25.109	34.683	20:38.254
9	2:07.976	23.963	37.416	25.864	40.733	22:33.122	9	1:59.209	23.077	36.140	25.239	34.753	22:37.463
10	2:01.847	23.326	36.968	25.532	36.021	24:34.969	10	1:58.913	23.127	35.988	24.891	34.907	24:36.376
11	2:03.514	23.593	37.156	25.789	36.976	26:38.483	11	1:59.298	23.003	36.462	25.383	34.450	26:35.674
12	2:02.706	23.845	37.189	25.791	35.881	28:41.189	12	1:59.070	23.023	36.155	25.122	34.770	28:34.744
13	2:02.029	23.455	37.266	25.668	35.640	30:43.218	13	2:00.534	23.358	36.373	25.391	35.412	30:35.278





SBK Junior

ESBK CIRCUIT DE BARCELONA-CATALUNYA

Entrenamiento Cronometrado

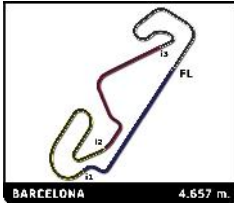
Slow Sector Analysis

Personal Best

Session Best

B Crossing the pit lane

Lap	Time	Sector 1	Sector 2	Sector 3	Sector 4	Elapsed	Lap	Time	Sector 1	Sector 2	Sector 3	Sector 4	Elapsed
85 Marcos LOPEZ ESP													
ALMA RACING TEAM KAWASAKI													
1	2:24.172	39.636	42.222	26.076	36.238	2:24.172	7	2:00.861	23.292	36.483	25.620	35.466	14:26.586
2	2:01.296	23.406	36.752	25.571	35.567	4:25.468	8	2:00.505	23.471	36.577	25.062	35.395	16:27.091
3	2:00.053	22.536	36.980	25.492	35.045	6:25.521	9	2:01.200	23.494	36.809	25.528	35.369	18:28.291
4	2:00.071	22.927	36.769	25.315	35.060	8:25.592	10	2:00.950	23.512	36.929	25.297	35.212	20:29.241
5	2:00.038	22.873	36.666	25.338	35.161	10:25.630	11	2:03.153	23.572	37.816	25.937	35.828	22:32.394
6	2:27.803 B	23.452	36.445	25.544	1:02.362	12:53.433	12	2:02.377	23.259	37.110	25.521	36.487	24:34.771
7	5:41.677	3:59.843	41.377	25.288	35.169	18:35.110	13	2:00.331	23.476	36.432	25.341	35.082	26:35.102
8	1:59.683	22.962	36.531	25.276	34.914	20:34.793	14	2:02.334	23.147	37.409	25.060	36.718	28:37.436
9	2:00.483	22.983	36.948	25.131	35.421	22:35.276	15	2:00.223	22.966	36.311	25.151	35.795	30:37.659
10	2:20.158 B	24.824	39.072	26.332	49.930	24:55.434							
11	3:15.298	1:32.114	40.625	26.062	36.497	28:10.732							
12	2:00.364	22.830	36.728	25.566	35.240	30:11.096							
91 Borja JIMENEZ ESP													
ESP SOLUTIONS MOTAP RACING TEA KAWASAKI													
1	2:41.281	57.829	37.774	24.990	40.688	2:41.281							
2	1:57.272	22.610	35.884	24.710	34.068	4:38.553							
3	1:58.070	22.377	36.484	24.605	34.604	6:36.623							
4	2:07.251 B	22.216	35.933	24.942	44.160	8:43.874							
5	2:20.214	41.037	36.180	25.352	37.645	11:04.088							
6	1:56.999	22.289	35.714	24.547	34.449	13:01.087							
7	2:00.039	22.684	37.042	25.073	35.240	15:01.126							
8	1:57.976	22.916	35.872	24.680	34.508	16:59.102							
9	2:12.735 B	23.622	36.839	24.885	47.389	19:11.837							
10	5:10.374	3:31.243	37.807	25.866	35.458	24:22.211							
11	2:01.183	23.863	36.858	25.538	34.924	26:23.394							
12	1:59.230	22.904	36.177	25.084	35.065	28:22.624							
13	1:58.540	22.807	36.060	25.024	34.649	30:21.164							
94 Facundo A. LLAMBIAS URY													
KAWASAKI PL RACING JUNIOR TEAM KAWASAKI													
1	2:21.015	37.961	39.695	26.717	36.642	2:21.015							
2	2:00.719	23.508	36.857	25.224	35.130	4:21.734							
3	1:58.334	22.589	35.935	24.794	35.016	6:20.068							
4	2:16.976 B	22.681	37.141	25.113	52.041	8:37.044							
5	2:25.864	48.610	36.577	25.387	35.290	11:02.908							
6	1:57.786	22.867	35.746	24.697	34.476	13:00.694							
7	2:01.472	22.480	36.287	25.248	37.457	15:02.166							
8	1:57.558	22.247	35.861	24.860	34.590	16:59.724							
9	1:59.612	22.696	36.741	25.149	35.026	18:59.336							
10	1:58.804	22.683	36.093	25.081	34.947	20:58.140							
11	2:02.502	22.577	38.957	25.993	34.975	23:00.642							
12	2:07.286 B	23.044	36.617	25.253	42.372	25:07.928							
13	3:01.430	1:17.909	43.166	25.020	35.335	28:09.358							
14	2:03.354	22.978	39.585	25.542	35.249	30:12.712							
95 Afonso SIMOES DE ALMEIDA PRT													
MIGUEL OLIVEIRA FAN CLUB RACING YAMAHA													
1	2:21.623	39.161	39.842	26.314	36.306	2:21.623							
2	2:00.965	23.160	37.001	25.320	35.484	4:22.588							
3	2:00.515	22.995	36.694	25.319	35.507	6:23.103							
4	2:00.807	23.277	36.562	24.990	35.978	8:23.910							
5	2:00.586	23.483	36.544	25.321	35.238	10:24.496							
6	2:01.229	23.394	36.626	25.351	35.858	12:25.725							
97 Johan GIMBERT FRA													
TPR KAWASAKI KAWASAKI													
1	2:36.372	33.794	51.796	25.863	44.919	2:36.372							
2	2:00.274	22.541	35.895	25.192	36.646	4:36.646							
3	1:58.790	22.671	35.978	24.999	35.142	6:35.436							
4	1:58.846	22.995	35.890	25.002	34.959	8:34.282							
5	1:58.314	22.595	35.866	25.065	34.788	10:32.596							
6	2:12.926 B	22.733	39.185	25.244	45.764	12:45.522							
7	7:49.531	6:03.570	42.534	26.116	37.311	20:35.053							
8	1:58.031	22.550	35.911	24.870	34.700	22:33.084							
9	2:17.621 B	22.666	36.642	26.314	51.999	24:50.705							
10	2:37.011	55.236	39.410	26.157	36.208	27:27.716							
11	2:00.470	22.872	36.678	25.520	35.400	29:28.186							
12	1:59.026	22.970	36.179	25.112	34.765	31:27.212							
98 Daniel MOGEDA ESP													
ESP SOLUTIONS MOTAP RACING TEA KAWASAKI													
1	2:41.313	57.198	37.484	24.826	41.805	2:41.313							
2	1:56.861	22.308	35.802	24.682	34.069	4:38.174							
3	1:57.768	22.650	36.762	24.336	34.020	6:35.942							
4	2:00.729	21.886	37.248	25.143	36.452	8:36.671							
5	1:59.155	22.202	36.024	25.257	35.672	10:35.826							
6	1:56.265	22.238	35.427	24.633	33.967	12:32.091							
7	2:13.148 B	22.766	37.653	25.135	47.594	14:45.239							
8	5:52.209	4:15.741	35.864	25.050	35.554	20:37.448							
9	1:56.631	22.478	35.604	24.479	34.070	22:34.079							
10	2:14.414 B	22.768	36.793	26.032	48.821	24:48.493							
11	3:23.712	1:38.695	40.039	25.119	39.859	28:12.205							
12	2:00.540	22.156	36.199	25.371	36.814	30:12.745							

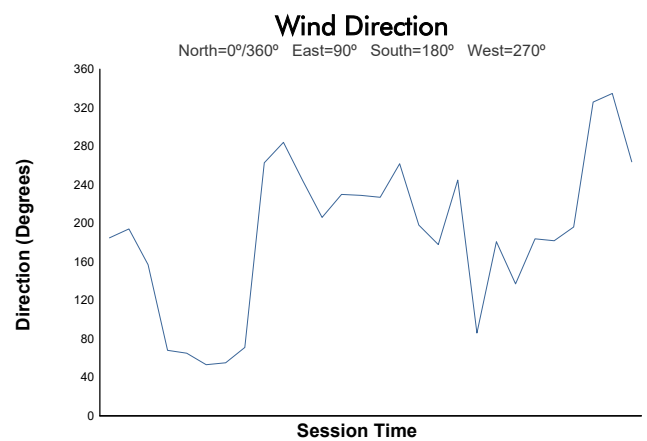
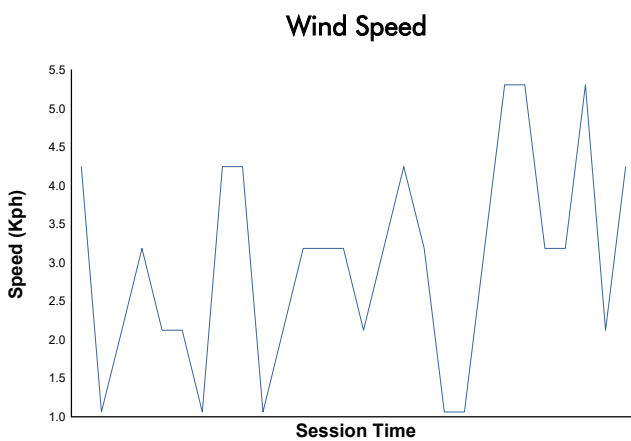
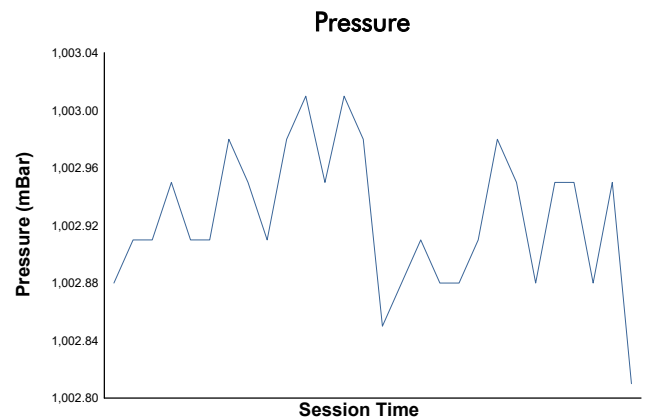
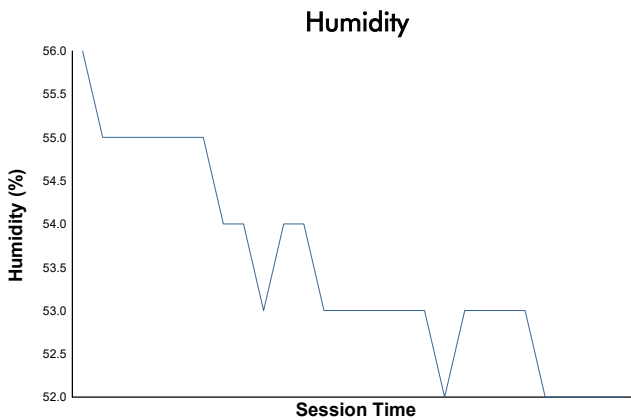
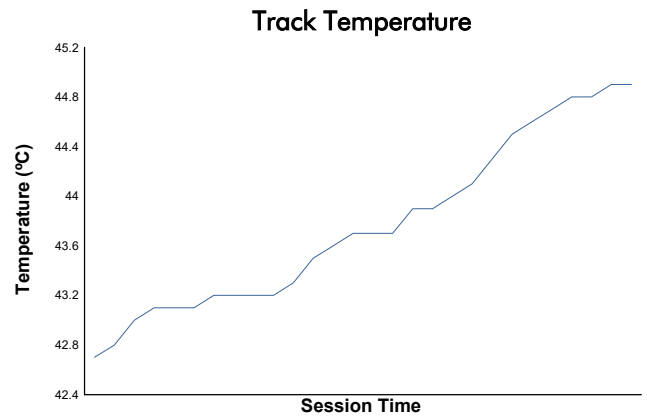
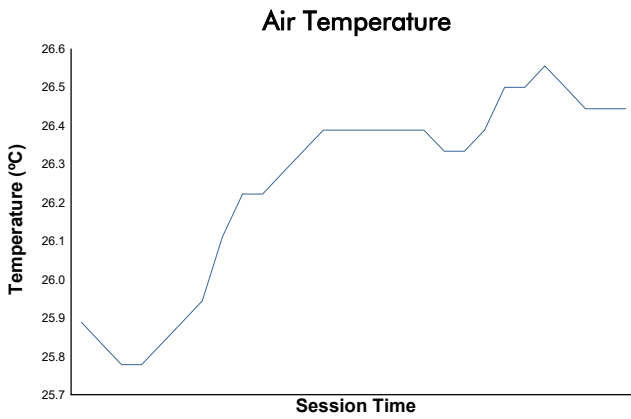


ESBK CIRCUIT DE BARCELONA-CATALUNYA

SBK Junior

Entrenamiento Cronometrado

Weather Report



Track Status: **DRY**