

23 y 24 octubre
CIRCUIT RICARDO TORMO

Cto. de ESPAÑA de SUPERBIKE

23-24 OCTUBRE 2021

Circuit Ricardo Tormo

Length: 4005 metros

Results

Ent. Libre 2

SBK Femenino

Pos.	N.	Rider	Team	Motorcycle	Nat.	Best Lap	iL	Laps	Gap	Interval	Speed	Tyr.	Cat.
1	18	TERUEL, Zaida	Pallars Team		SPA	01:54,497	11	14			125,92		C60
2	74	REMY, Gaelle	Team Thuy Racing	KAWASAKI	FRA	01:57,920	13	14	00:03,423	00:03,423	122,27	MI	C10
3	9	NORDHALLE, Anderson	MCRT 56 JEG Racing		FRA	01:59,058	11	14	00:04,561	00:01,138	121,1	PI	C10
4	73	GARNIER, Marlene	Mamotte Racing Team	YAMAHA	FRA	02:02,199	18	18	00:07,702	00:03,141	117,99	MI	C60
5	25	REMY, Natacha	Team Thuy Racing	KAWASAKI	FRA	02:05,418	14	15	00:10,921	00:03,219	114,96	MI	C10

Circuit Ricardo Tormo

Final Official

Provisional Official

Length: 4005 m. Hour: 17:14

JURY:

C.of the Course:

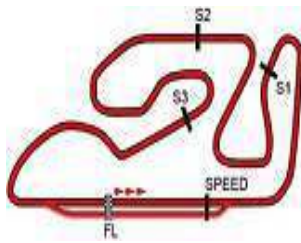
C.Timekeeper:

Hour:

Hour: 22/10/2021

Hour: 17:59:21





Circuit Ricardo Tormo

Cto. de ESPAÑA de SUPERBIKE

ANALYSIS / SECTORS Ent. Libre 2 SBK Femenino

9		NORDHALLE, Anderson		MCRT 56 JEG Racing			
Lap Time		Sector 1	Sector 2	Sector 3	Sector 4	V.Max	Hour
1 START		04:22,297	00:35,581	00:31,369	00:34,053		17:20:55
2 02:04,456		00:29,202	00:32,649	00:29,906	00:32,699	215,28	17:23:00
3 02:01,702		00:28,505	00:31,934	00:29,072	00:32,191	205,71	17:25:01
4 02:01,724		00:28,183	00:31,900	00:29,200	00:32,441	216,00	17:27:03
5 02:00,876		00:28,036	00:31,599	00:29,156	00:32,085	209,71	17:29:04
6 02:02,398		00:28,379	00:32,194	00:29,199	00:32,626	215,28	17:31:06
7 PIT		00:28,120	00:31,605	00:29,221	00:43,892	219,66	17:33:19
8 03:43,180		02:10,550	00:31,842	00:28,533	00:32,255		17:37:02
9 02:00,466		00:27,199	00:31,539	00:28,834	00:32,894	221,16	17:39:03
10 01:59,797		00:27,676	00:31,391	00:28,593	00:32,137	213,86	17:41:03
11 01:59,058		00:27,213	00:31,275	00:28,630	00:31,940	226,57	17:43:02
12 01:59,525		00:27,316	00:31,080	00:28,700	00:32,429	218,92	17:45:01
13 01:59,386		00:26,738	00:31,497	00:28,988	00:32,163	228,98	17:47:00
14 PIT		00:28,220	00:32,570	00:29,831	00:47,339	216,72	17:49:18

2	02:13,066	00:31,379	00:35,299	00:31,377	00:35,011	188,37	17:20:21
3	02:08,989	00:29,960	00:34,119	00:30,257	00:34,653	192,86	17:22:30
4	02:07,450	00:29,200	00:34,014	00:30,228	00:34,008	205,71	17:24:38
5	02:05,410	00:29,096	00:32,702	00:29,764	00:33,848	203,77	17:26:43
6	02:06,023	00:28,897	00:32,760	00:30,520	00:33,846	201,87	17:28:49
7	02:05,533	00:28,979	00:32,611	00:29,784	00:34,159	200,00	17:30:55
8	02:06,539	00:28,985	00:33,294	00:29,711	00:34,549	203,13	17:33:01
9	02:04,158	00:28,164	00:32,330	00:29,168	00:34,496	207,03	17:35:06
10	02:04,803	00:28,842	00:32,432	00:29,586	00:33,943	200,62	17:37:10
11	02:05,494	00:28,667	00:32,867	00:29,550	00:34,410	207,03	17:39:16
12	02:06,551	00:28,853	00:32,758	00:30,215	00:34,725	196,96	17:41:22
13	02:07,108	00:29,104	00:33,564	00:29,970	00:34,470	190,03	17:43:29
14	PIT	00:30,273	00:33,243	00:30,584	00:44,124	178,51	17:45:48
15	04:28,777	02:53,108	00:32,877	00:29,571	00:33,221		17:50:16
16	02:03,370	00:28,307	00:32,172	00:29,160	00:33,731	206,37	17:52:20
17	02:02,649	00:28,395	00:32,098	00:29,005	00:33,151	202,50	17:54:22
18	02:02,199	00:28,131	00:31,996	00:29,253	00:32,819	211,07	17:56:25

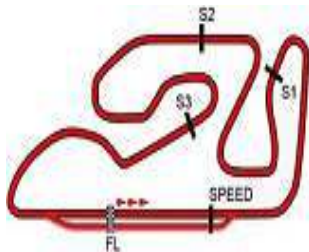
18		TERUEL, Zaida		Pallars Team			
Lap Time		Sector 1	Sector 2	Sector 3	Sector 4	V.Max	Hour
1 START		01:03,638	00:34,379	00:29,600	00:33,499		17:17:33
2 02:00,414		00:27,510	00:31,583	00:28,724	00:32,597	218,92	17:19:33
3 01:59,117		00:27,211	00:31,166	00:28,158	00:32,582	219,66	17:21:32
4 01:58,090		00:26,573	00:31,162	00:28,604	00:31,751	221,16	17:23:31
5 01:56,895		00:26,534	00:30,947	00:27,945	00:31,469	220,41	17:25:27
6 PIT		00:26,171	00:30,696	00:27,649	00:38,932	219,66	17:27:31
7 11:50,740		10:18,500	00:32,018	00:28,015	00:32,207		17:39:22
8 01:57,328		00:26,609	00:30,264	00:28,632	00:31,823	214,57	17:41:19
9 01:54,704		00:25,765	00:30,308	00:27,201	00:31,430	215,28	17:43:14
10 01:54,870		00:25,816	00:30,410	00:27,252	00:31,392	222,68	17:45:08
11 01:54,497		00:25,765	00:30,367	00:27,322	00:31,043	218,18	17:47:03
12 01:56,137		00:27,357	00:30,470	00:27,188	00:31,122	221,16	17:48:59
13 01:55,222		00:25,888	00:30,311	00:27,883	00:31,140	222,68	17:50:54
14 PIT		00:26,213	00:30,737	00:27,772	00:41,998	221,16	17:53:01

74		REMY, Gaelle		Team Thuy Racing			
Lap Time		Sector 1	Sector 2	Sector 3	Sector 4	V.Max	Hour
1 START		01:14,818	00:37,689	00:34,149	00:35,292		17:17:54
2 02:05,064		00:27,950	00:33,023	00:30,634	00:33,457	229,79	17:19:59
3 02:00,366		00:26,788	00:31,469	00:29,604	00:32,505	237,36	17:21:59
4 PIT		00:26,534	00:31,971	00:30,007	00:42,636	240,89	17:24:10
5 09:41,715		07:58,087	00:36,640	00:32,581	00:34,407		17:33:52
6 02:10,419		00:29,060	00:34,933	00:31,787	00:34,639	220,41	17:36:02
7 02:10,396		00:28,495	00:34,249	00:31,484	00:36,168	220,41	17:38:13
8 02:07,059		00:29,064	00:32,213	00:30,380	00:35,402	191,72	17:40:20
9 PIT		00:28,773	00:33,355	00:30,651	00:43,776	204,42	17:42:36
10 03:27,441		01:55,458	00:31,477	00:28,310	00:32,196		17:46:04
11 01:58,557		00:26,668	00:31,220	00:28,634	00:32,035	235,64	17:48:02
12 01:57,957		00:26,495	00:30,668	00:28,414	00:32,380	233,94	17:50:00
13 01:57,920		00:26,160	00:31,028	00:28,710	00:32,022	235,64	17:51:58
14 PIT		00:27,476	00:32,727	00:30,610	00:44,402	229,79	17:54:14

25		REMY, Natacha		Team Thuy Racing			
Lap Time		Sector 1	Sector 2	Sector 3	Sector 4	V.Max	Hour
1 START		01:13,478	00:38,669	00:34,349	00:36,702		17:17:55
2 02:14,883		00:30,191	00:36,084	00:33,285	00:35,323	225,00	17:20:10
3 02:10,966		00:29,317	00:35,555	00:31,848	00:34,246	224,22	17:22:21
4 02:09,734		00:28,776	00:34,464	00:31,978	00:34,516	233,94	17:24:31
5 02:10,454		00:29,364	00:34,298	00:32,049	00:34,743	223,45	17:26:41
6 PIT		00:29,191	00:34,095	00:31,513	00:44,636	233,09	17:29:00
7 04:52,965		03:07,695	00:36,581	00:32,982	00:35,707		17:33:53
8 02:11,060		00:30,070	00:34,498	00:31,677	00:34,815	216,72	17:36:04
9 02:09,767		00:28,981	00:34,629	00:31,888	00:34,269	226,57	17:38:14
10 02:08,277		00:28,538	00:33,931	00:31,678	00:34,130	216,00	17:40:23
11 02:06,728		00:28,615	00:33,609	00:30,937	00:33,567	221,92	17:42:29
12 02:05,662		00:27,997	00:33,551	00:30,669	00:33,445	228,98	17:44:35
13 02:05,726		00:28,293	00:33,429	00:30,772	00:33,232	229,79	17:46:41
14 02:05,418		00:28,181	00:32,926	00:30,670	00:33,641	233,94	17:48:46
15 PIT		00:28,037	00:33,765	00:31,463	00:46,998	233,09	17:51:06

73		GARNIER, Marlene		Mamotte Racing Team			
Lap Time		Sector 1	Sector 2	Sector 3	Sector 4	V.Max	Hour
1 START		01:29,877	00:36,460	00:32,860	00:37,387		17:18:08



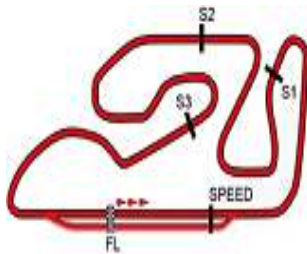


Circuit Ricardo Tormo

Cto. de ESPAÑA de SUPERBIKE

Velocidades máximas Ent. Libre 2 SBK Femenino

Nombre	Equipo/Club	Vehículo	Mejores 5 velocidades máximas					Media	Max.	
74	REMY, Gaelle	Team Thuy Racing	KAWASAKI	240,9	237,4	235,6	235,6	233,9	236,7	240,9
25	REMY, Natacha	Team Thuy Racing	KAWASAKI	233,9	233,9	233,1	233,1	229,8	232,8	233,9
9	NORDHALLE, Anderson	MCRT 56 JEG Racing		229,0	226,6	221,2	219,7	218,9	223,1	229,0
18	TERUEL, Zaida	Pallars Team		222,7	222,7	221,2	221,2	221,2	221,8	222,7
73	GARNIER, Marlene	Mamotte Racing Team	YAMAHA	211,1	207,0	207,0	206,4	205,7	207,4	211,1



Circuit Ricardo Tormo

Cto. de ESPAÑA de SUPERBIKE

Mejores vueltas Ent. Libre 2 SBK Femenino

	Nombre	Equipo/Club	Vehículo	Mejores vueltas					Media
18	TERUEL, Zaida	Pallars Team		01:54,497	01:54,704	01:54,870	01:55,222	01:56,137	01:55,086
74	REMY, Gaëlle	Team Thuy Racing	KAWASAKI	01:57,920	01:57,957	01:58,557	02:00,366	02:05,064	01:59,972
9	NORDHALLE, Anderson	MCRT 56 JEG Racing		01:59,058	01:59,386	01:59,525	01:59,797	02:00,466	01:59,646
73	GARNIER, Marlene	Mamotte Racing Team	YAMAHA	02:02,199	02:02,649	02:03,370	02:04,158	02:04,803	02:03,435
25	REMY, Natacha	Team Thuy Racing	KAWASAKI	02:05,418	02:05,662	02:05,726	02:06,728	02:08,277	02:06,362