

23 y 24 octubre
CIRCUIT RICARDO TORMO

Cto. de ESPAÑA de SUPERBIKE

23-24 OCTUBRE 2021

Circuit Ricardo Tormo

Length: 4005 metros

Results

Carrera 2 SBK Femenino

Pos.	N.	Rider	Team	Motorcycle	Nat.	Best Lap	iL	Laps	Gap	Interval	Speed	Tyr.	Cat.
1	6	HERRERA, Maria	Antoni Barcelona XC		SPA	01:38,797	11	14			144,31	DU	C60
2	74	REMY, Gaelle	Team Thuy Racing	KAWASAKI	FRA	01:42,884	5	14	01:00,676	01:00,676	138,31	MI	C10
3	77	SIBAJ, Andrea	DEZA - Box 77 Racing	KAWASAKI	SPA	01:43,219	7	14	01:04,730	00:04,054	137,92	PI	C60
4	66	SHATERNIKOVA, Olga	Yamaha GV Stratos	YAMAHA	RUS	01:43,668	7	14	01:10,837	00:06,107	137,35	MI	C60
5	19	JUARRANZ, M. Cristina	I+DENT Racing Team	YAMAHA	SPA	01:44,999	9	14	01:29,717	00:18,880	135,61	PI	C60
6	25	REMY, Natacha	Team Thuy Racing	KAWASAKI	FRA	01:45,711	7	13	-1 Lap	-1 Lap	133,87	MI	C10
7	18	TERUEL, Zaida	Pallars Team		SPA	01:45,766	3	13	-1 Lap	00:00,926	133,79		C60
8	26	CALERO, Maria	Factoria-RR Team	BMW	SPA	01:46,224	11	13	-1 Lap	00:13,112	132,55	DU	C10
9	9	NORDHALLE, Anderson	MCRT 56 JEG Racing		FRA	01:48,400	13	13	-1 Lap	00:30,867	129,71	PI	C10
10	88	VILLA, Patricia	DESMOAV	HONDA	SPA	01:55,300	11	12	-2 Lap	-1 Lap	123,6	DU	C60
11	73	GARNIER, Marlene	Mamotte Racing Team	YAMAHA	FRA	01:53,894	11	12	-2 Lap	00:00,849	123,53	MI	C60
RETIRADAS													
.	52	PEREDA, Begoña	Msolucionaracingteam	BMW	SPA	01:48,304	4	11	-3 Lap	-1 Lap	129,02	DU	C10
.	46	RUIZ, Francisca	SP57 Racing Team	YAMAHA	SPA	START			-14 Lap	-11 Lap		MI	C60

Best Lap: Rider 6 - HERRERA, Maria - Time: 01:38,797 at 145,94 Km/h

Circuit Ricardo Tormo

Final Official

Provisional Official

Length: 4005 m. Hour: 11:00

JURY:

C.of the Course:

C.Timekeeper:

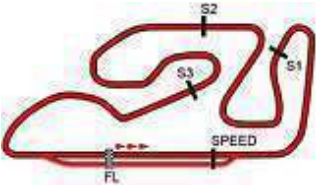
Hour:

Hour:

24/10/2021

Hour: 11:31:29





23 y 24 octubre
CIRCUIT RICARDO TORMO

Cto. de ESPAÑA de SUPERBIKE

23-24 OCTUBRE 2021

Circuit Ricardo Tormo

Length: 4005 metros

Results

Carrera 2 SBK Femenino

Pos.	N.	Rider	Team	Motorcycle	Nat.	Best Lap	iL	Laps	Gap	Interval	Speed	Tyr.	Cat.
Categoría: C10													
1	74	REMY, Gaele	Team Thuy Racing	KAWASAKI	FRA	01:42,884	5	14			138,31	MI	C10
2	25	REMY, Natacha	Team Thuy Racing	KAWASAKI	FRA	01:45,711	7	13	-1 Lap	-1 Lap	133,87	MI	C10
3	26	CALERO, Maria	Factoria-RR Team	BMW	SPA	01:46,224	11	13	-1 Lap	00:14,038	132,55	DU	C10
4	9	NORDHALLE, Anderson	MCRT 56 JEG Racing		FRA	01:48,400	13	13	-1 Lap	00:30,867	129,71	PI	C10
RETIRADA													
.	52	PEREDA, Begoña	Msolucionaracingteam	BMW	SPA	01:48,304	4	11	-3 Lap	-2 Lap	129,02	DU	C10
Categoría: C60													
1	6	HERRERA, Maria	Antoni Barcelona XC		SPA	01:38,797	11	14			144,31	DU	C60
2	77	SIBAJ, Andrea	DEZA - Box 77 Racing	KAWASAKI	SPA	01:43,219	7	14	01:04,730	01:04,730	137,92	PI	C60
3	66	SHATERNIKOVA, Olga	Yamaha GV Stratos	YAMAHA	RUS	01:43,668	7	14	01:10,837	00:06,107	137,35	MI	C60
4	19	JUARRANZ, M. Cristina	I+DENT Racing Team	YAMAHA	SPA	01:44,999	9	14	01:29,717	00:18,880	135,61	PI	C60
5	18	TERUEL, Zaida	Pallars Team		SPA	01:45,766	3	13	-1 Lap	-1 Lap	133,79		C60
6	88	VILLA, Patricia	DESMOAV	HONDA	SPA	01:55,300	11	12	-2 Lap	-1 Lap	123,6	DU	C60
7	73	GARNIER, Marlene	Mamotte Racing Team	YAMAHA	FRA	01:53,894	11	12	-2 Lap	00:00,849	123,53	MI	C60
RETIRADA													
.	46	RUIZ, Francisca	SP57 Racing Team	YAMAHA	SPA	START			-14 Lap	-12 Lap		MI	C60

Best Lap: Rider 6 - HERRERA, Maria - Time: 01:38,797 at 145,94 Km/h

Circuit Ricardo Tormo

Final Official

Provisional Official

Length: 4005 m. Hour: 11:00

JURY:

C.of the Course:

C.Timekeeper:

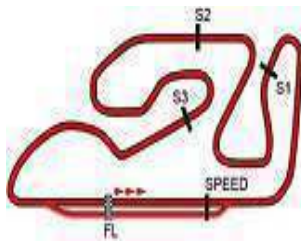
Hour:

Hour:

24/10/2021

Hour: 11:34:26





Circuit Ricardo Tormo

Cto. de ESPAÑA de SUPERBIKE

ANALYSIS / SECTORS Carrera 2 SBK Femenino

6		HERRERA, Maria		Antoni Barcelona XC			
		SPA		P.Vmax: 6 T. Ideal: 01:38,554			
Lap	Time	Sector 1	Sector 2	Sector 3	Sector 4	V.Max	Hour
1	FIRST LAP	00:28,969	00:26,836	00:23,407	00:27,042	173,73	11:02:31
2	01:39,798	00:22,852	00:26,653	00:23,362	00:26,931	228,98	11:04:10
3	01:39,360	00:22,856	00:26,400	00:23,244	00:26,860	229,79	11:05:50
4	01:39,524	00:22,846	00:26,422	00:23,297	00:26,959	229,79	11:07:29
5	01:39,473	00:22,909	00:26,542	00:23,219	00:26,803	229,79	11:09:09
6	01:39,311	00:22,815	00:26,302	00:23,217	00:26,977	230,61	11:10:48
7	01:39,404	00:22,790	00:26,322	00:23,350	00:26,942	230,61	11:12:28
8	01:39,367	00:22,841	00:26,433	00:23,269	00:26,824	229,79	11:14:07
9	01:39,134	00:22,705	00:26,317	00:23,292	00:26,820	230,61	11:15:46
10	01:40,859	00:22,677	00:26,311	00:24,972	00:26,899	232,26	11:17:27
11	01:38,797	00:22,561	00:26,270	00:23,185	00:26,781		11:19:06
12	01:39,137	00:22,700	00:26,340	00:23,300	00:26,797	232,26	11:20:45
13	01:39,088	00:22,890	00:26,277	00:23,160	00:26,761	233,94	11:22:24
14	01:39,256	00:22,570	00:26,072	00:23,583	00:27,031	231,43	11:24:03

9		NORDHALLE, Anderson		MCRT 56 JEG Racing			
		FRA		P.Vmax: 5 T. Ideal: 01:48,311			
Lap	Time	Sector 1	Sector 2	Sector 3	Sector 4	V.Max	Hour
1	FIRST LAP	00:33,765	00:30,344	00:26,742	00:29,383	181,01	11:02:45
2	01:50,567	00:25,638	00:29,382	00:26,329	00:29,218	229,79	11:04:35
3	01:51,551	00:25,737	00:29,734	00:26,629	00:29,451	222,68	11:06:27
4	01:50,922	00:25,647	00:29,506	00:26,251	00:29,518	234,78	11:08:18
5	01:50,464	00:25,844	00:29,336	00:26,247	00:29,037	232,26	11:10:08
6	01:49,797	00:25,138	00:29,215	00:26,108	00:29,336	241,79	11:11:58
7	01:50,229	00:25,467	00:29,144	00:26,459	00:29,159	230,61	11:13:48
8	01:50,908	00:25,421	00:29,267	00:26,001	00:30,219	236,50	11:15:39
9	01:52,603	00:26,033	00:29,214	00:28,028	00:29,328	235,64	11:17:32
10	01:50,194	00:26,037	00:29,316	00:25,957	00:28,884	234,78	11:19:22
11	01:49,988	00:25,356	00:29,040	00:26,165	00:29,427	228,17	11:21:12
12	01:49,122	00:25,762	00:28,778	00:25,819	00:28,763	216,72	11:23:01
13	01:48,400	00:25,022	00:28,707	00:25,822	00:28,849	241,79	11:24:49

18		TERUEL, Zaida		Pallars Team			
		SPA		P.Vmax: 8 T. Ideal: 01:45,360			
Lap	Time	Sector 1	Sector 2	Sector 3	Sector 4	V.Max	Hour
1	FIRST LAP	00:31,454	00:28,876	00:25,369	00:28,613	172,34	11:02:39
2	01:46,164	00:24,336	00:28,025	00:25,064	00:28,739	229,79	11:04:25
3	01:45,766	00:24,267	00:28,404	00:24,767	00:28,328	225,00	11:06:11
4	01:46,481	00:24,446	00:28,167	00:25,349	00:28,519	225,00	11:07:57
5	01:46,073	00:24,286	00:28,355	00:24,767	00:28,665	229,79	11:09:43
6	01:47,459	00:24,784	00:27,998	00:25,653	00:29,024	225,78	11:11:31
7	01:47,459	00:25,227	00:28,545	00:24,854	00:28,833	228,17	11:13:18
8	01:46,945	00:24,348	00:28,901	00:25,008	00:28,688	225,00	11:15:05
9	01:46,982	00:24,372	00:28,527	00:25,184	00:28,899	227,37	11:16:52
10	01:47,683	00:24,324	00:28,937	00:25,668	00:28,754	229,79	11:18:40
11	01:46,536	00:24,326	00:28,448	00:25,104	00:28,658	228,17	11:20:26
12	01:48,252	00:24,784	00:28,930	00:25,429	00:29,109	225,78	11:22:15
13	01:50,888	00:26,729	00:29,131	00:25,751	00:29,277	205,06	11:24:05

19		JUARRANZ, M. Cristina		I+DENT Racing Team			
		SPA		P.Vmax: 10 T. Ideal: 01:44,816			
Lap	Time	Sector 1	Sector 2	Sector 3	Sector 4	V.Max	Hour
1	FIRST LAP	00:31,129	00:28,685	00:25,399	00:28,789	175,61	11:02:38
2	01:46,740	00:25,098	00:28,226	00:25,089	00:28,327	227,37	11:04:25
3	01:46,054	00:24,531	00:28,349	00:24,938	00:28,236	228,17	11:06:11
4	01:45,539	00:24,230	00:28,121	00:24,761	00:28,427	225,78	11:07:57

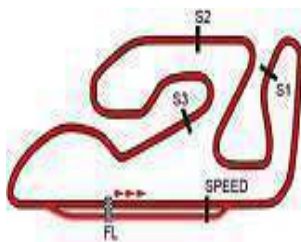
5	01:45,130	00:24,205	00:27,964	00:24,745	00:28,216	225,00	11:09:42
6	01:45,442	00:24,315	00:27,824	00:24,754	00:28,549	225,78	11:11:27
7	01:45,548	00:24,332	00:28,044	00:24,756	00:28,416	225,78	11:13:13
8	01:45,416	00:24,281	00:28,109	00:24,762	00:28,264	224,22	11:14:58
9	01:44,999	00:24,233	00:27,874	00:24,610	00:28,282		11:16:43
10	01:45,531	00:24,447	00:28,214	00:24,594	00:28,276	225,00	11:18:29
11	01:45,014	00:24,265	00:27,920	00:24,571	00:28,258	224,22	11:20:14
12	01:46,240	00:24,831	00:27,830	00:25,051	00:28,528	226,57	11:22:00
13	01:46,241	00:24,626	00:27,972	00:25,043	00:28,600	221,92	11:23:46
14	01:46,583	00:24,363	00:28,154	00:25,155	00:28,911	225,00	11:25:33

25		REMY, Natacha		Team Thuy Racing			
		FRA		P.Vmax: 1 T. Ideal: 01:45,390			
Lap	Time	Sector 1	Sector 2	Sector 3	Sector 4	V.Max	Hour
1	FIRST LAP	00:32,856	00:29,443	00:26,170	00:28,452	187,28	11:02:41
2	01:46,912	00:24,471	00:28,781	00:25,646	00:28,014	253,13	11:04:28
3	01:45,937	00:23,993	00:28,242	00:25,568	00:28,134	256,13	11:06:14
4	01:46,417	00:23,931	00:28,453	00:25,688	00:28,345	256,13	11:08:01
5	01:45,892	00:24,057	00:28,319	00:25,261	00:28,255	255,12	11:09:47
6	01:45,932	00:23,873	00:28,328	00:25,548	00:28,183	254,12	11:11:32
7	01:45,711	00:23,915	00:28,262	00:25,341	00:28,193	258,17	11:13:18
8	01:46,163	00:23,939	00:28,540	00:25,466	00:28,218	255,12	11:15:04
9	01:47,129	00:24,245	00:28,822	00:25,469	00:28,593	254,12	11:16:51
10	01:47,622	00:24,525	00:28,979	00:25,826	00:28,292	247,33	11:18:39
11	01:47,423	00:23,902	00:28,922	00:26,010	00:28,589	253,13	11:20:26
12	01:48,309	00:24,178	00:28,779	00:25,757	00:29,595	251,16	11:22:15
13	01:49,706	00:25,899	00:28,642	00:25,507	00:29,658	213,16	11:24:04

26		CALERO, Maria		Factoria-RR Team			
		SPA		P.Vmax: 3 T. Ideal: 01:46,177			
Lap	Time	Sector 1	Sector 2	Sector 3	Sector 4	V.Max	Hour
1	FIRST LAP	00:32,146	00:29,800	00:26,488	00:29,348	183,57	11:02:42
2	01:49,573	00:24,955	00:29,374	00:26,256	00:28,988	240,00	11:04:32
3	01:49,434	00:24,432	00:29,396	00:26,526	00:29,080	252,14	11:06:21
4	01:48,711	00:24,588	00:29,424	00:25,860	00:28,839	249,23	11:08:10
5	01:48,659	00:24,702	00:29,083	00:26,006	00:28,868	244,53	11:09:59
6	01:48,465	00:24,329	00:29,190	00:26,174	00:28,772	246,39	11:11:47
7	01:47,471	00:24,077	00:29,106	00:25,616	00:28,672	252,14	11:13:35
8	01:48,371	00:24,355	00:28,948	00:25,803	00:29,265	247,33	11:15:23
9	01:47,239	00:24,057	00:28,736	00:25,769	00:28,677	253,13	11:17:10
10	01:47,400	00:24,163	00:28,805	00:25,577	00:28,855	245,45	11:18:58
11	01:46,224	00:24,012	00:28,759	00:25,406	00:28,047	249,23	11:20:44
12	01:47,940	00:25,266	00:28,873	00:25,382	00:28,419	225,00	11:22:32
13	01:46,843	00:24,547	00:28,738	00:25,385	00:28,173	240,89	11:24:19

52		PEREDA, Begoña		Msolucionaracingteam			
		SPA		P.Vmax: 4 T. Ideal: 01:47,719			
Lap	Time	Sector 1	Sector 2	Sector 3	Sector 4	V.Max	Hour
1	FIRST LAP	00:32,950	00:30,205	00:26,555	00:29,489	182,54	11:02:44
2	01:49,395	00:25,239	00:29,138	00:25,940	00:29,078	221,92	11:04:33
3	01:50,206	00:24,743	00:29,432	00:26,077	00:29,954	238,24	11:06:23
4	01:48,304	00:24,856	00:28,900	00:25,941	00:28,607	236,50	11:08:12
5	01:48,618	00:25,182	00:28,920	00:25,655	00:28,861	218,18	11:10:00
6	01:49,045	00:24,627	00:29,101	00:26,178	00:29,139	232,26	11:11:49
7	01:53,866	00:25,496	00:29,635	00:27,801	00:30,934	227,37	11:13:43
8	01:55,799	00:27,479	00:31,060	00:26,732	00:30,528	188,37	11:15:39
9	01:53,606	00:25,139	00:29,780	00:28,503	00:30,184	245,45	11:17:32
10	01:48,671	00:24,887	00:28,830	00:25,759	00:29,195	232,26	11:19:21
11	01:52,530	00:25,077	00:29,134	00:26,325	00:31,994	213,86	11:21:14





Circuit Ricardo Tormo

Cto. de ESPAÑA de SUPERBIKE

ANALYSIS / SECTORS Carrera 2 SBK Femenino

66 SHATERNIKOVA, Olga		Yamaha GV Stratos					
RUS		P.Vmax: 9 T. Ideal: 01:43,485					
Lap	Time	Sector 1	Sector 2	Sector 3	Sector 4	V.Max	Hour
1	FIRST LAP	00:30,302	00:28,783	00:24,444	00:28,279	171,88	11:02:36
2	01:44,922	00:24,153	00:28,221	00:24,351	00:28,197	224,22	11:04:21
3	01:44,515	00:24,050	00:28,005	00:24,318	00:28,142	227,37	11:06:06
4	01:44,553	00:23,948	00:28,063	00:24,485	00:28,057	225,78	11:07:50
5	01:44,669	00:24,053	00:27,970	00:24,484	00:28,162	228,98	11:09:35
6	01:44,498	00:23,898	00:27,872	00:24,454	00:28,274	227,37	11:11:19
7	01:43,668	00:23,702	00:27,696	00:24,418	00:27,852	228,17	11:13:03
8	01:44,625	00:23,881	00:28,085	00:24,455	00:28,204	226,57	11:14:48
9	01:43,971	00:23,767	00:28,043	00:24,235	00:27,926	226,57	11:16:32
10	01:45,394	00:23,840	00:27,819	00:25,018	00:28,717	226,57	11:18:17
11	01:44,181	00:23,897	00:28,015	00:24,270	00:27,999	225,78	11:20:01
12	01:44,533	00:23,959	00:28,049	00:24,396	00:28,129	226,57	11:21:46
13	01:44,185	00:23,826	00:27,877	00:24,430	00:28,052	226,57	11:23:30
14	01:44,077	00:23,830	00:27,852	00:24,473	00:27,922	227,37	11:25:14

73 GARNIER, Marlene		Mamotte Racing Team					
FRA		P.Vmax: 12 T. Ideal: 01:53,397					
Lap	Time	Sector 1	Sector 2	Sector 3	Sector 4	V.Max	Hour
1	FIRST LAP	00:35,367	00:31,979	00:27,605	00:31,548	164,05	11:02:51
2	01:58,222	00:27,897	00:31,284	00:27,531	00:31,510	206,37	11:04:49
3	01:57,187	00:27,113	00:31,005	00:27,407	00:31,662	209,71	11:06:46
4	01:56,770	00:27,190	00:30,339	00:27,508	00:31,733	214,57	11:08:43
5	01:56,474	00:27,229	00:30,406	00:27,154	00:31,685	211,07	11:10:40
6	01:55,858	00:26,961	00:30,351	00:27,350	00:31,196	211,07	11:12:35
7	01:55,765	00:26,747	00:30,520	00:27,176	00:31,322	205,71	11:14:31
8	01:54,851	00:26,905	00:30,121	00:26,761	00:31,064	213,86	11:16:26
9	01:55,441	00:26,536	00:30,367	00:27,291	00:31,247	214,57	11:18:21
10	01:55,060	00:26,964	00:30,374	00:26,866	00:30,856	209,71	11:20:17
11	01:53,894	00:26,894	00:29,950	00:26,586	00:30,464	210,39	11:22:10
12	01:54,632	00:26,931	00:29,811	00:26,729	00:31,161	206,37	11:24:05

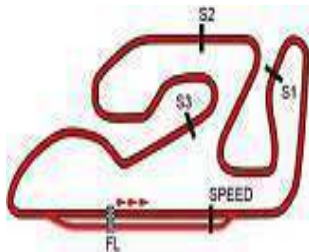
74 REMY, Gaelle		Team Thuy Racing					
FRA		P.Vmax: 2 T. Ideal: 01:42,534					
Lap	Time	Sector 1	Sector 2	Sector 3	Sector 4	V.Max	Hour
1	FIRST LAP	00:31,731	00:28,413	00:25,251	00:27,684	191,72	11:02:38
2	01:43,452	00:23,624	00:27,583	00:24,530	00:27,715	247,33	11:04:21
3	01:43,582	00:23,385	00:27,470	00:24,781	00:27,946	252,14	11:06:05
4	01:43,652	00:23,928	00:27,559	00:24,545	00:27,620	253,13	11:07:48
5	01:42,884	00:23,536	00:27,295	00:24,624	00:27,429	248,28	11:09:31
6	01:43,626	00:23,543	00:27,634	00:24,558	00:27,891	254,12	11:11:15
7	01:43,677	00:23,455	00:27,459	00:24,780	00:27,983	253,13	11:12:58
8	01:43,458	00:23,523	00:27,531	00:24,747	00:27,657	252,14	11:14:42
9	01:43,605	00:23,719	00:27,471	00:24,722	00:27,693	252,14	11:16:25
10	01:44,402	00:23,876	00:28,034	00:24,656	00:27,836	245,45	11:18:10
11	01:43,417	00:23,682	00:27,259	00:24,792	00:27,684	249,23	11:19:53
12	01:43,222	00:23,431	00:27,467	00:24,461	00:27,863	251,16	11:21:36
13	01:44,045	00:24,176	00:27,438	00:24,593	00:27,838	232,26	11:23:21
14	01:43,337	00:23,605	00:27,439	00:24,661	00:27,632	254,12	11:25:04

77 SIBAJ, Andrea		DEZA - Box 77 Racing					
SPA		P.Vmax: 7 T. Ideal: 01:43,001					
Lap	Time	Sector 1	Sector 2	Sector 3	Sector 4	V.Max	Hour
1	FIRST LAP	00:30,719	00:28,607	00:24,708	00:28,240	177,05	11:02:37
2	01:44,961	00:24,122	00:27,972	00:24,818	00:28,049	229,79	11:04:22
3	01:44,192	00:23,886	00:27,901	00:24,357	00:28,048	231,43	11:06:06
4	01:43,625	00:23,992	00:27,377	00:24,149	00:28,107	231,43	11:07:49

5	01:43,498	00:23,867	00:27,436	00:24,313	00:27,882	229,79	11:09:33
6	01:43,523	00:23,790	00:27,471	00:24,266	00:27,996	228,98	11:11:16
7	01:43,219	00:23,743	00:27,371	00:24,125	00:27,980	229,79	11:13:00
8	01:43,424	00:23,925	00:27,502	00:24,193	00:27,804	229,79	11:14:43
9	01:43,627	00:23,741	00:27,331	00:24,345	00:28,210	230,61	11:16:27
10	01:44,398	00:24,368	00:27,476	00:24,390	00:28,164	228,98	11:18:11
11	01:43,560	00:23,853	00:27,477	00:24,285	00:27,945	231,43	11:19:55
12	01:43,966	00:23,891	00:27,393	00:24,363	00:28,319	230,61	11:21:39
13	01:44,240	00:23,787	00:27,526	00:24,611	00:28,316	231,43	11:23:23
14	01:44,985	00:23,988	00:27,634	00:24,668	00:28,695	231,43	11:25:08

88 VILLA, Patricia		DESMOAV					
SPA		P.Vmax: 11 T. Ideal: 01:54,522					
Lap	Time	Sector 1	Sector 2	Sector 3	Sector 4	V.Max	Hour
1	FIRST LAP	00:34,305	00:30,765	00:26,987	00:31,342	169,19	11:02:48
2	01:56,527	00:27,251	00:31,219	00:27,051	00:31,006	215,28	11:04:44
3	01:56,551	00:26,544	00:31,454	00:27,331	00:31,222	216,00	11:06:41
4	01:56,008	00:27,004	00:30,956	00:27,294	00:30,754	214,57	11:08:37
5	01:56,299	00:26,889	00:30,850	00:27,312	00:31,248	218,18	11:10:33
6	01:55,979	00:27,027	00:30,628	00:27,450	00:30,874	215,28	11:12:29
7	01:55,840	00:27,250	00:30,441	00:27,028	00:31,121	217,45	11:14:25
8	01:55,817	00:27,009	00:30,876	00:27,132	00:30,800	216,00	11:16:21
9	01:56,535	00:26,733	00:31,826	00:27,132	00:30,844	216,72	11:18:17
10	01:55,747	00:27,117	00:30,804	00:26,944	00:30,882	203,77	11:20:13
11	01:55,300	00:27,025	00:30,492	00:26,873	00:30,910	214,57	11:22:08
12	01:55,802	00:27,064	00:30,351	00:27,070	00:31,317	204,42	11:24:04





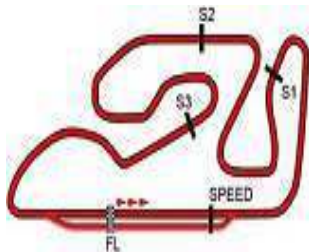
Circuit Ricardo Tormo

Cto. de ESPAÑA de SUPERBIKE

Análisis por vuelta Carrera 2 SBK Femenino

Lap: 1			Lap: 5			Lap: 10			Lap: 14		
Num	Tiempo	GAP	Num	Tiempo	GAP	Num	Tiempo	GAP	Num	Tiempo	GAP
6	FIRST LAP		6	01:39,473		6	01:40,859		6	01:39,256	
66	FIRST LAP	5,554	74	01:42,884	22,240	9	01:52,603	4,791	88	01:55,802	1,042
77	FIRST LAP	6,020	77	01:43,498	24,141	52	01:53,606	5,554	25	01:49,706	1,312
74	FIRST LAP	6,825	66	01:44,669	26,058	74	01:44,402	42,933	73	01:54,632	1,891
19	FIRST LAP	7,748	19	01:45,130	33,056	77	01:44,398	44,257	18	01:50,888	2,238
18	FIRST LAP	8,058	18	01:46,073	34,387	66	01:45,394	50,139	26	01:46,843	15,350
25	FIRST LAP	10,667	25	01:45,892	37,670	88	01:56,535	50,471	9	01:48,400	46,217
26	FIRST LAP	11,528	26	01:48,659	49,750	73	01:55,441	54,583	74	01:43,337	01:00,6
52	FIRST LAP	12,945	52	01:48,618	51,313	19	01:45,531	01:01,9	77	01:44,985	01:04,7
9	FIRST LAP	13,980	9	01:50,464	59,329	25	01:47,622	01:12,1	66	01:44,077	01:10,8
88	FIRST LAP	17,145	88	01:56,299	01:24,3	18	01:47,683	01:12,8	19	01:46,583	01:29,7
73	FIRST LAP	20,245	73	01:56,474	01:30,7	26	01:47,400	01:30,6			
Lap: 2			Lap: 6			Lap: 11					
Num	Tiempo	GAP	Num	Tiempo	GAP	Num	Tiempo	GAP			
6	01:39,798		6	01:39,311		6	01:38,797				
74	01:43,452	10,479	74	01:43,626	26,555	52	01:48,671	15,428			
66	01:44,922	10,678	77	01:43,523	28,353	9	01:50,194	16,188			
77	01:44,961	11,183	66	01:44,498	31,245	74	01:43,417	47,553			
18	01:46,164	14,424	19	01:45,442	39,187	77	01:43,560	49,020			
19	01:46,740	14,690	18	01:47,459	42,535	66	01:44,181	55,523			
25	01:46,912	17,781	19	01:45,442	39,187	88	01:55,747	01:07,4			
26	01:49,573	21,303	18	01:47,459	42,535	19	01:45,014	01:08,1			
52	01:49,395	22,542	25	01:45,932	44,291	73	01:55,060	01:10,8			
9	01:50,567	24,749	26	01:48,465	58,904	18	01:46,536	01:20,5			
88	01:56,527	33,874	52	01:49,045	01:01,0	25	01:47,423	01:20,7			
73	01:58,222	38,669	9	01:49,797	01:09,8	26	01:46,224	01:38,0			
Lap: 3			Lap: 7			Lap: 12					
Num	Tiempo	GAP	Num	Tiempo	GAP	Num	Tiempo	GAP			
6	01:39,360		6	01:39,404		6	01:39,137				
74	01:43,582	14,701	88	01:55,979	1,639	9	01:49,988	27,039			
66	01:44,515	15,833	73	01:55,858	7,886	52	01:52,530	28,821			
77	01:44,192	16,015	74	01:43,677	30,828	74	01:43,222	51,638			
18	01:45,766	20,830	77	01:43,219	32,168	77	01:43,966	53,849			
19	01:46,054	21,384	66	01:43,668	35,509	66	01:44,533	01:00,9			
25	01:45,937	24,358	19	01:45,548	45,331	19	01:46,240	01:15,2			
26	01:49,434	31,377	18	01:47,459	50,590	88	01:55,300	01:23,5			
52	01:50,206	33,388	25	01:45,711	50,598	73	01:53,894	01:25,6			
9	01:51,551	36,940	26	01:47,471	01:06,9	18	01:46,252	01:29,6			
88	01:56,551	51,065	52	01:53,866	01:15,5	25	01:48,252	01:29,6			
73	01:57,187	56,496	9	01:50,229	01:20,6	26	01:48,309	01:29,9			
Lap: 4			Lap: 8			Lap: 13					
Num	Tiempo	GAP	Num	Tiempo	GAP	Num	Tiempo	GAP			
6	01:39,524		6	01:39,367		6	01:39,088				
74	01:43,652	18,829	88	01:55,840	18,112	26	01:47,940	7,763			
77	01:43,625	20,116	73	01:55,765	24,284	9	01:49,122	37,073			
66	01:44,553	20,862	74	01:43,458	34,919	74	01:44,045	56,595			
19	01:45,539	27,399	77	01:43,424	36,225	77	01:44,240	59,001			
18	01:46,481	27,787	66	01:44,625	40,767						
25	01:46,417	31,251	19	01:45,416	51,380						
26	01:48,711	40,564	25	01:46,163	57,394						
52	01:48,304	42,168	18	01:46,945	58,168						
9	01:50,922	48,338	26	01:48,371	01:15,9						
88	01:56,008	01:07,5	52	01:55,799	01:31,9						
73	01:56,770	01:13,7	9	01:50,908	01:32,1						
Lap: 9			Lap: 13								
Num	Tiempo	GAP	Num	Tiempo	GAP						
6	01:39,134		6	01:39,134							






Circuit Ricardo Tormo

Cto. de ESPAÑA de SUPERBIKE

Velocidades máximas Carrera 2 SBK Femenino

Nombre	Equipo/Club	Vehículo	Mejores 5 velocidades máximas					Media	Max.	
25	REMY, Natacha	Team Thuy Racing	KAWASAKI	258,2	256,1	256,1	255,1	255,1	256,1	258,2
74	REMY, Gaëlle	Team Thuy Racing	KAWASAKI	254,1	254,1	253,1	253,1	252,1	253,3	254,1
26	CALERO, Maria	Factoria-RR Team	BMW	253,1	252,1	252,1	249,2	249,2	251,2	253,1
52	PEREDA, Begoña	Msolucionaracingteam	BMW	245,5	238,2	236,5	232,3	232,3	236,9	245,5
9	NORDHALLE, Anderson	MCRT 56 JEG Racing		241,8	241,8	236,5	235,6	234,8	238,1	241,8
6	HERRERA, Maria	Antoni Barcelona XC		233,9	232,3	232,3	231,4	230,6	232,1	233,9
77	SIBAJ, Andrea	DEZA - Box 77 Racing	KAWASAKI	231,4	231,4	231,4	231,4	231,4	231,4	231,4
18	TERUEL, Zaida	Pallars Team		229,8	229,8	229,8	228,2	228,2	229,1	229,8
66	SHATERNIKOVA, Olga	Yamaha GV Stratos	YAMAHA	229,0	228,2	227,4	227,4	227,4	227,8	229,0
19	JUARRANZ, M. Cristina	I+DENT Racing Team	YAMAHA	228,2	227,4	226,6	225,8	225,8	226,7	228,2
88	VILLA, Patricia	DESMOAV	HONDA	218,2	217,4	216,7	216,0	216,0	216,9	218,2
73	GARNIER, Marlene	Mamotte Racing Team	YAMAHA	214,6	214,6	213,9	211,1	211,1	213,0	214,6



Circuit Ricardo Tormo

Carrera 2 SBK Femenino

LISTADO DEL CUADRANTE

	V1	V2	V3	V4	V5	V6	V7	V8	V9	V10	V11	V12	V13	V14
6 - HERRERA, Maria	6	6	6	6	6	6	6	6	6	6	6	6	6	6
74 - REMY, Gaele	66	74	74	74	74	74	74	74	74	74	74	74	74	74
77 - SIBAJ, Andrea	77	66	66	77	77	77	77	77	77	77	77	77	77	77
66 - SHATERNIKOVA, Olga	74	77	77	66	66	66	66	66	66	66	66	66	66	66
19 - JUARRANZ, M. Cristina	19	18	18	19	19	19	19	19	19	19	19	19	19	19
25 - REMY, Natacha	18	19	19	18	18	18	18	25	25	25	18	18		25
18 - TERUEL, Zaida	25	25	25	25	25	25	25	18	18	18	25	25		18
26 - CALERO, Maria	26	26	26	26	26	26	26	26	26	26		26		26
9 - NORDHALLE, Anderson	52	52	52	52	52	52	52		9	52	9	9		9
88 - VILLA, Patricia	9	9	9	9	9	9	9			52	9	52		88
73 - GARNIER, Marlene	88	88	88	88	88		88	88	88	88	88			73
52 - PEREDA, Begoña	73	73	73	73	73		73	73	73	73	73			73

Presidente del Jurado

Director de Carrera

Cronometrador

