

Premoto3/Promo3
ESBK
WARM UP

CIRCUITO DE NAVARRA 3.933 m.

Clasificación

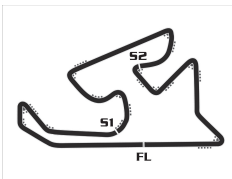
| Nº | Piloto | Nac | Equipo | Moto | Neum Cl. | Tiempo | Vlt. | Total | Dif. | Km/h |
|----|------------------------------|-----|------------------------------|------------|-----------------|----------|------|-------|---------|-------|
| 1 | 58 Jose Luis ARMARIO ROMERO | SPA | GM FUEL-VRC TEAM | MIR RACING | DUNLOP PreMoto3 | 1:53.105 | 5 | 5 | - | 125.2 |
| 2 | 16 Alvaro FUERTES JUAN | SPA | FUERTES TEAM | BEON | DUNLOP PreMoto3 | 1:54.472 | 3 | 4 | +1.367 | 123.7 |
| 3 | 18 Pablo OLIVARES RODRIGUEZ | SPA | GM FUEL-VRC TEAM | MIR RACING | DUNLOP PreMoto3 | 1:54.584 | 5 | 5 | +1.479 | 123.6 |
| 4 | 94 Marc AGUILAR GOMEZ | SPA | | BEON | DUNLOP PreMoto3 | 1:54.752 | 5 | 5 | +1.647 | 123.4 |
| 5 | 14 Eduardo GUTIERREZ COBO | SPA | QRG MOTOR RACING | BEON | DUNLOP PreMoto3 | 1:54.990 | 4 | 5 | +1.885 | 123.1 |
| 6 | 8 Marco GARCIA MIGUEL | SPA | IGAXTEAM | BEON | DUNLOP PreMoto3 | 1:55.142 | 5 | 5 | +2.037 | 123.0 |
| 7 | 41 Yvonne CERPA CUELLAR | SPA | IGAXTEAM | BEON | DUNLOP PreMoto3 | 1:56.164 | 4 | 4 | +3.059 | 121.9 |
| 8 | 34 Eitan Gabriel GRAS CORDON | URU | AUSTIN RACING VHC LIQUI MOLY | BEON | DUNLOP PreMoto3 | 1:56.429 | 5 | 5 | +3.324 | 121.6 |
| 9 | 57 Ruben ROMERO ARIAS | SPA | ILUSION TEAM | BEON | DUNLOP PreMoto3 | 1:56.995 | 5 | 5 | +3.890 | 121.0 |
| 10 | 11 David GONZALEZ PEREZ | SPA | CUNA DE CAMPEONES | MIR RACING | DUNLOP Promo3 | 1:57.492 | 4 | 5 | +4.387 | 120.5 |
| 11 | 22 Ben Richard AUSTIN | GBR | AUSTIN RACING VHC LIQUI MOLY | BEON | DUNLOP PreMoto3 | 1:57.637 | 5 | 5 | +4.532 | 120.4 |
| 12 | 35 Adrian COVARRUBIAS GARCIA | SPA | PM MOTORSPORT | MIR RACING | DUNLOP Promo3 | 1:57.870 | 5 | 5 | +4.765 | 120.1 |
| 13 | 49 Xavier MARTINEZ SOSA | SPA | CUNA DE CAMPEONES | MIR RACING | DUNLOP Promo3 | 1:57.988 | 5 | 5 | +4.883 | 120.0 |
| 14 | 24 Jayant CHOTE | NED | CUNA DE CAMPEONES | MIR RACING | DUNLOP Promo3 | 2:00.392 | 5 | 5 | +7.287 | 117.6 |
| 15 | 44 Mark PEREZ FERRANDO | SPA | CUNA DE CAMPEONES | MIR RACING | DUNLOP Promo3 | 2:00.435 | 4 | 4 | +7.330 | 117.6 |
| 16 | 54 Jesus RIOS MALDONADO | SPA | MRE TALENT | CORSE | DUNLOP Promo3 | 2:00.641 | 5 | 5 | +7.536 | 117.4 |
| 17 | 37 Montague James AMER | GBR | AUSTIN RACING VHC LIQUI MOLY | | Dunlop Promo3 | 2:00.836 | 5 | 5 | +7.731 | 117.2 |
| 18 | 25 Kyle PAYNE | GBR | CUNA DE CAMPEONES | MIR RACING | DUNLOP Promo3 | 2:01.489 | 4 | 4 | +8.384 | 116.5 |
| 19 | 98 Mika SIEBDRATH | GER | CUNA DE CAMPEONES | MIR RACING | DUNLOP Promo3 | 2:02.462 | 5 | 5 | +9.357 | 115.6 |
| 20 | 15 Martim Marco RAMOS REIS | POR | CUNA DE CAMPEONES | MIR RACING | DUNLOP Promo3 | 2:04.593 | 5 | 5 | +11.488 | 113.6 |
| 21 | 9 Elliot KASSIGIAN | FRA | CUNA DE CAMPEONES | MIR RACING | DUNLOP Promo3 | 2:05.328 | 5 | 5 | +12.223 | 113.0 |
| 22 | 7 Xavi VIDAL FERNANDEZ | SPA | CUNA DE CAMPEONES | MIR RACING | DUNLOP Promo3 | | | | | |

Vuelta rápida: Vlt. 5 Jose Luis ARMARIO ROMERO 1:53.105 125.2 Km/h

Hora de publicación:

Estado de pista: **SECO**

| | |
|----------------------|-----------------------|
| Director de Carrera: | Jefe de Cronometraje: |
|----------------------|-----------------------|



CIRCUITO DE NAVARRA 3.933 m.

Premoto3/Promo3

ESBK
WARM UP

Clasificación por Clase

| Nº Piloto | Nac | Equipo | Moto | Tiempo | Vlt. Total | Dif. | Km/h |
|-----------------|-----|---------------------------|----------------------------------|------------|------------|------------|-------|
| PreMoto3 | | | | | | | |
| 1 | 58 | Jose Luis ARMARIO ROMERO | SPA GM FUEL-VRC TEAM | MIR RACING | 1:53.105 | 5 5 | 125.2 |
| 2 | 16 | Alvaro FUERTES JUAN | SPA FUERTES TEAM | BEON | 1:54.472 | 3 4 +1.367 | 123.7 |
| 3 | 18 | Pablo OLIVARES RODRIGUEZ | SPA GM FUEL-VRC TEAM | MIR RACING | 1:54.584 | 5 5 +1.479 | 123.6 |
| 4 | 94 | Marc AGUILAR GOMEZ | SPA | BEON | 1:54.752 | 5 5 +1.647 | 123.4 |
| 5 | 14 | Eduardo GUTIERREZ COBO | SPA QRG MOTOR RACING | BEON | 1:54.990 | 4 5 +1.885 | 123.1 |
| 6 | 8 | Marco GARCIA MIGUEL | SPA IGAXTEAM | BEON | 1:55.142 | 5 5 +2.037 | 123.0 |
| 7 | 41 | Yvonne CERPA CUELLAR | SPA IGAXTEAM | BEON | 1:56.164 | 4 4 +3.059 | 121.9 |
| 8 | 34 | Eitan Gabriel GRAS CORDON | URU AUSTIN RACING VHC LIQUI MOLY | BEON | 1:56.429 | 5 5 +3.324 | 121.6 |
| 9 | 57 | Ruben ROMERO ARIAS | SPA ILUSION TEAM | BEON | 1:56.995 | 5 5 +3.890 | 121.0 |
| 10 | 22 | Ben Richard AUSTIN | GBR AUSTIN RACING VHC LIQUI MOLY | BEON | 1:57.637 | 5 5 +4.532 | 120.4 |
| Promo3 | | | | | | | |
| 1 | 11 | David GONZALEZ PEREZ | SPA CUNA DE CAMPEONES | MIR RACING | 1:57.492 | 4 5 | 120.5 |
| 2 | 35 | Adrian COVARRUBIAS GARCIA | SPA PM MOTORSPORT | MIR RACING | 1:57.870 | 5 5 +0.378 | 120.1 |
| 3 | 49 | Xavier MARTINEZ SOSA | SPA CUNA DE CAMPEONES | MIR RACING | 1:57.988 | 5 5 +0.496 | 120.0 |
| 4 | 24 | Jayant CHOTE | NED CUNA DE CAMPEONES | MIR RACING | 2:00.392 | 5 5 +2.900 | 117.6 |
| 5 | 44 | Mark PEREZ FERRANDO | SPA CUNA DE CAMPEONES | MIR RACING | 2:00.435 | 4 4 +2.943 | 117.6 |
| 6 | 54 | Jesus RIOS MALDONADO | SPA MRE TALENT | CORSE | 2:00.641 | 5 5 +3.149 | 117.4 |
| 7 | 37 | Montague James AMER | GBR AUSTIN RACING VHC LIQUI MOLY | | 2:00.836 | 5 5 +3.344 | 117.2 |
| 8 | 25 | Kyle PAYNE | GBR CUNA DE CAMPEONES | MIR RACING | 2:01.489 | 4 4 +3.997 | 116.5 |
| 9 | 98 | Mika SIEBDRATH | GER CUNA DE CAMPEONES | MIR RACING | 2:02.462 | 5 5 +4.970 | 115.6 |
| 10 | 15 | Martim Marco RAMOS REIS | POR CUNA DE CAMPEONES | MIR RACING | 2:04.593 | 5 5 +7.101 | 113.6 |
| 11 | 9 | Elliott KASSIGIAN | FRA CUNA DE CAMPEONES | MIR RACING | 2:05.328 | 5 5 +7.836 | 113.0 |
| 12 | 7 | Xavi VIDAL FERNANDEZ | SPA CUNA DE CAMPEONES | MIR RACING | | | |

Hora de publicación:

Estado de pista: **SECO**

| | |
|----------------------|-----------------------|
| Director de Carrera: | Jefe de Cronometraje: |
| | |



Premoto3/Promo3

ESBK
WARM UP


Clasificación por Grupo

| Nº Piloto | Nac | Equipo | Moto | Tiempo | Vlt. Total | Dif. | Km/h |
|-----------|-----|-------------------------|------|-------------------|------------|----------|-------------------------|
| C | | | | | | | |
| 1 | 11 | David GONZALEZ PEREZ | SPA | CUNA DE CAMPEONES | MIR RACING | 1:57.492 | 4 5 120.5 |
| 2 | 49 | Xavier MARTINEZ SOSA | SPA | CUNA DE CAMPEONES | MIR RACING | 1:57.988 | 5 5 +0.496 +0.496 120.0 |
| 3 | 24 | Jayant CHOTE | NED | CUNA DE CAMPEONES | MIR RACING | 2:00.392 | 5 5 +2.900 +2.404 117.6 |
| 4 | 44 | Mark PEREZ FERRANDO | SPA | CUNA DE CAMPEONES | MIR RACING | 2:00.435 | 4 4 +2.943 +0.043 117.6 |
| 5 | 25 | Kyle PAYNE | GBR | CUNA DE CAMPEONES | MIR RACING | 2:01.489 | 4 4 +3.997 +1.054 116.5 |
| 6 | 98 | Mika SIEBDRATH | GER | CUNA DE CAMPEONES | MIR RACING | 2:02.462 | 5 5 +4.970 +0.973 115.6 |
| 7 | 15 | Martim Marco RAMOS REIS | POR | CUNA DE CAMPEONES | MIR RACING | 2:04.593 | 5 5 +7.101 +2.131 113.6 |
| 8 | 9 | Elliot KASSIGIAN | FRA | CUNA DE CAMPEONES | MIR RACING | 2:05.328 | 5 5 +7.836 +0.735 113.0 |
| 9 | 7 | Xavi VIDAL FERNANDEZ | SPA | CUNA DE CAMPEONES | MIR RACING | | |

Hora de publicación:

Estado de pista: **SECO**

| | |
|----------------------|-----------------------|
| Director de Carrera: | Jefe de Cronometraje: |
|----------------------|-----------------------|

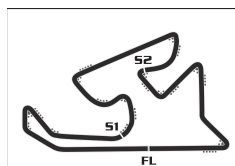


Premoto3/Promo3

ESBK
WARM UP

Mejores tiempos de sector

| Sector 1 | | | Sector 2 | | | Sector 3 | | | Pos | Nº Piloto | Vuelta Ideal | Mejor Vuelta |
|----------|-------------------------|--------|-------------------------|--------|-------------------------|----------|-----|-------------------------|----------|-----------|--------------|--------------|
| Pos | Nº Piloto | Tiempo | Nº Piloto | Tiempo | Nº Piloto | Tiempo | Pos | Nº Piloto | | | | |
| 1 | 58 J.ARMARIO ROMERO | 30.713 | 58 J.ARMARIO ROMERO | 41.074 | 18 P.OLIVARES RODRIGUEZ | 41.292 | 1 | 58 J.ARMARIO ROMERO | 1:53.105 | 1:53.105 | (1) | |
| 2 | 14 E.GUTIERREZ COBO | 31.012 | 94 M.AGUILAR GOMEZ | 41.618 | 58 J.ARMARIO ROMERO | 41.318 | 2 | 18 P.OLIVARES RODRIGUEZ | 1:54.050 | 1:54.584 | (3) | |
| 3 | 16 A.FUERTES JUAN | 31.035 | 18 P.OLIVARES RODRIGUEZ | 41.663 | 16 A.FUERTES JUAN | 41.633 | 3 | 16 A.FUERTES JUAN | 1:54.419 | 1:54.472 | (2) | |
| 4 | 18 P.OLIVARES RODRIGUEZ | 31.095 | 14 E.GUTIERREZ COBO | 41.669 | 8 M.GARCIA MIGUEL | 41.836 | 4 | 14 E.GUTIERREZ COBO | 1:54.560 | 1:54.990 | (5) | |
| 5 | 94 M.AGUILAR GOMEZ | 31.138 | 16 A.FUERTES JUAN | 41.751 | 14 E.GUTIERREZ COBO | 41.879 | 5 | 94 M.AGUILAR GOMEZ | 1:54.727 | 1:54.752 | (4) | |
| 6 | 8 M.GARCIA MIGUEL | 31.194 | 8 M.GARCIA MIGUEL | 41.987 | 94 M.AGUILAR GOMEZ | 41.971 | 6 | 8 M.GARCIA MIGUEL | 1:55.017 | 1:55.142 | (6) | |
| 7 | 41 Y.CERPA CUELLAR | 31.282 | 11 D.GONZALEZ PEREZ | 42.254 | 41 Y.CERPA CUELLAR | 42.120 | 7 | 41 Y.CERPA CUELLAR | 1:56.164 | 1:56.164 | (7) | |
| 8 | 34 E.GRAS CORDON | 31.311 | 35 A.COVARRUBIAS GARCIA | 42.341 | 34 E.GRAS CORDON | 42.335 | 8 | 34 E.GRAS CORDON | 1:56.247 | 1:56.429 | (8) | |
| 9 | 57 R.ROMERO ARIAS | 31.519 | 34 E.GRAS CORDON | 42.601 | 57 R.ROMERO ARIAS | 42.685 | 9 | 57 R.ROMERO ARIAS | 1:56.835 | 1:56.995 | (9) | |
| 10 | 22 B.AUSTIN | 31.766 | 57 R.ROMERO ARIAS | 42.631 | 35 A.COVARRUBIAS GARCIA | 42.706 | 10 | 11 D.GONZALEZ PEREZ | 1:57.337 | 1:57.492 | (10) | |
| 11 | 11 D.GONZALEZ PEREZ | 32.248 | 49 X.MARTINEZ SOSA | 42.733 | 11 D.GONZALEZ PEREZ | 42.835 | 11 | 22 B.AUSTIN | 1:57.625 | 1:57.637 | (11) | |
| 12 | 49 X.MARTINEZ SOSA | 32.365 | 41 Y.CERPA CUELLAR | 42.762 | 49 X.MARTINEZ SOSA | 42.890 | 12 | 35 A.COVARRUBIAS GARCIA | 1:57.716 | 1:57.870 | (12) | |
| 13 | 35 A.COVARRUBIAS GARCIA | 32.669 | 22 B.AUSTIN | 42.895 | 22 B.AUSTIN | 42.964 | 13 | 49 X.MARTINEZ SOSA | 1:57.988 | 1:57.988 | (13) | |
| 14 | 54 J.RIOS MALDONADO | 33.007 | 24 J.CHOTE | 43.271 | 44 M.PEREZ FERRANDO | 43.597 | 14 | 24 J.CHOTE | 2:00.254 | 2:00.392 | (14) | |
| 15 | 37 M.AMER | 33.071 | 54 J.RIOS MALDONADO | 43.490 | 24 J.CHOTE | 43.658 | 15 | 44 M.PEREZ FERRANDO | 2:00.435 | 2:00.435 | (15) | |
| 16 | 44 M.PEREZ FERRANDO | 33.124 | 44 M.PEREZ FERRANDO | 43.714 | 37 M.AMER | 43.810 | 16 | 54 J.RIOS MALDONADO | 2:00.533 | 2:00.641 | (16) | |
| 17 | 98 M.SIEBDRATH | 33.320 | 37 M.AMER | 43.857 | 25 K.PAYNE | 44.033 | 17 | 37 M.AMER | 2:00.738 | 2:00.836 | (17) | |
| 18 | 25 K.PAYNE | 33.323 | 25 K.PAYNE | 44.133 | 54 J.RIOS MALDONADO | 44.036 | 18 | 25 K.PAYNE | 2:01.489 | 2:01.489 | (18) | |
| 19 | 24 J.CHOTE | 33.325 | 98 M.SIEBDRATH | 44.840 | 98 M.SIEBDRATH | 44.302 | 19 | 98 M.SIEBDRATH | 2:02.462 | 2:02.462 | (19) | |
| 20 | 15 M.RAMOS REIS | 34.261 | 15 M.RAMOS REIS | 45.085 | 15 M.RAMOS REIS | 45.247 | 20 | 15 M.RAMOS REIS | 2:04.593 | 2:04.593 | (20) | |
| 21 | 9 E.KASSIGIAN | 34.340 | 9 E.KASSIGIAN | 45.421 | 9 E.KASSIGIAN | 45.567 | 21 | 9 E.KASSIGIAN | 2:05.328 | 2:05.328 | (21) | |




CIRCUITO DE NAVARRA 3.933 m.

Premoto3/Promo3 ESBK Después de WARM UP

Velocidad máxima del evento

| Nº Piloto | Equipo | Moto | Clase | V.Max | Vlt. | Sesión |
|------------------------------|------------------------------|------------|----------|-------|------|-------------------|
| 41 Yvonne CERPA CUELLAR | IGAXTEAM | BEON | PreMoto3 | 204.5 | 9 | ENT. CRONOMETRADO |
| 22 Ben Richard AUSTIN | AUSTIN RACING VHC LIQUI MOLY | BEON | PreMoto3 | 203.4 | 9 | ENT. CRONOMETRADO |
| 34 Eitan Gabriel GRAS CORDON | AUSTIN RACING VHC LIQUI MOLY | BEON | PreMoto3 | 203.0 | 9 | ENT. CRONOMETRADO |
| 8 Marco GARCIA MIGUEL | IGAXTEAM | BEON | PreMoto3 | 203.0 | 9 | ENT. CRONOMETRADO |
| 14 Eduardo GUTIERREZ COBO | QRG MOTOR RACING | BEON | PreMoto3 | 202.6 | 15 | ENT. CRONOMETRADO |
| 94 Marc AGUILAR GOMEZ | | BEON | PreMoto3 | 202.2 | 2 | ENT. CRONOMETRADO |
| 18 Pablo OLIVARES RODRIGUEZ | GM FUEL-VRC TEAM | MIR RACING | PreMoto3 | 200.7 | 2 | ENT. CRONOMETRADO |
| 58 Jose Luis ARMARIO ROMERO | GM FUEL-VRC TEAM | MIR RACING | PreMoto3 | 199.6 | 2 | ENT. CRONOMETRADO |
| 16 Alvaro FUERTES JUAN | FUERTES TEAM | BEON | PreMoto3 | 199.3 | 7 | ENT. CRONOMETRADO |
| 57 Ruben ROMERO ARIAS | ILUSION TEAM | BEON | PreMoto3 | 197.4 | 14 | LIBRES 2 |
| 21 Mathis FARGIER | JFJ RACING TEAM | | PreMoto3 | 191.8 | 5 | LIBRES 2 |
| 37 Montague James AMER | AUSTIN RACING VHC LIQUI MOLY | | Promo3 | 189.5 | 4 | ENT. CRONOMETRADO |
| 25 Kyle PAYNE | CUNA DE CAMPEONES | MIR RACING | Promo3 | 189.1 | 3 | ENT. CRONOMETRADO |
| 49 Xavier MARTINEZ SOSA | CUNA DE CAMPEONES | MIR RACING | Promo3 | 186.9 | 2 | ENT. CRONOMETRADO |
| 44 Mark PEREZ FERRANDO | CUNA DE CAMPEONES | MIR RACING | Promo3 | 186.5 | 2 | ENT. CRONOMETRADO |
| 54 Jesus RIOS MALDONADO | MRE TALENT | CORSE | Promo3 | 186.5 | 3 | ENT. CRONOMETRADO |
| 15 Martim Marco RAMOS REIS | CUNA DE CAMPEONES | MIR RACING | Promo3 | 186.2 | 3 | ENT. CRONOMETRADO |
| 35 Adrian COVARRUBIAS GARCIA | PM MOTORSPORT | MIR RACING | Promo3 | 186.2 | 9 | ENT. CRONOMETRADO |
| 24 Jayant CHOTE | CUNA DE CAMPEONES | MIR RACING | Promo3 | 184.0 | 11 | LIBRES 1 |
| 7 Xavi VIDAL FERNANDEZ | CUNA DE CAMPEONES | MIR RACING | Promo3 | 184.0 | 4 | ENT. CRONOMETRADO |
| 98 Mika SIEBDRATH | CUNA DE CAMPEONES | MIR RACING | Promo3 | 184.0 | 10 | ENT. CRONOMETRADO |
| 11 David GONZALEZ PEREZ | CUNA DE CAMPEONES | MIR RACING | Promo3 | 183.4 | 12 | ENT. CRONOMETRADO |
| 9 Elliot KASSIGIAN | CUNA DE CAMPEONES | MIR RACING | Promo3 | 182.4 | 16 | LIBRES 1 |



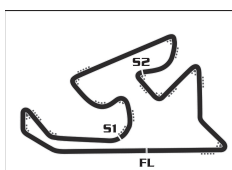
Premoto3/Promo3

ESBK

WARM UP

Secuencia de vueltas rápidas

| T. Sesión | Nº Piloto | Equipo | Moto | Clase | Tiempo | Km/h | Vlt. |
|-----------|-----------------------------|------------------|------------|----------|----------|-------|------|
| 4:03.362 | 16 Alvaro FUERTES JUAN | FUERTES TEAM | BEON | PreMoto3 | 1:55.088 | 123.0 | 2 |
| 5:57.834 | 16 Alvaro FUERTES JUAN | FUERTES TEAM | BEON | PreMoto3 | 1:54.472 | 123.7 | 3 |
| 10:50.138 | 58 José Luis ARMARIO ROMERO | GM FUEL-VRC TEAM | MIR RACING | PreMoto3 | 1:53.105 | 125.2 | 5 |



CIRCUITO DE NAVARRA 3.933 m.

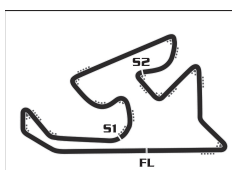
Premoto3/Promo3

ESBK
WARM UP

Vuelta a vuelta

— Vuelta invalidada ■ Mejor Personal ■ Mejor de la sesión ■ Cruzando por el pit lane

| Vlt. | Tiempo | Sector 1 | Sector 2 | Sector 3 | Km/h | T. Sesión | Vlt. | Tiempo | Sector 1 | Sector 2 | Sector 3 | Km/h | T. Sesión | |
|-----------|-------------------------------------|---------------|---------------|---------------|-------|-----------|------|-----------------|--------------------------------------|---------------|---------------|-------|-----------|--|
| 8 | Marco GARCIA MIGUEL SPA | | | | | | | 22 | Ben Richard AUSTIN GBR | | | | | |
| | IGAXTEAM BEON | | | | | | | | AUSTIN RACING VHC LIQUI MOLY BEON | | | | | |
| 1 | 2:52.622 | 1:25.566 | 43.917 | 43.139 | 82.0 | 2:52.622 | 1 | 2:28.984 | 59.194 | 45.548 | 44.242 | 95.0 | 2:28.984 | |
| 2 | 1:57.103 | 31.872 | 42.876 | 42.355 | 120.9 | 4:49.725 | 2 | 2:00.215 | 32.082 | 44.285 | 43.848 | 117.8 | 4:29.199 | |
| 3 | 1:55.761 | 31.830 | 42.066 | 41.865 | 122.3 | 6:45.486 | 3 | 1:59.233 | 32.217 | 43.723 | 43.293 | 118.7 | 6:28.432 | |
| 4 | 1:55.775 | 31.632 | 41.987 | 42.156 | 122.3 | 8:41.261 | 4 | 1:58.438 | 31.766 | 43.547 | 43.125 | 119.5 | 8:26.870 | |
| 5 | 1:55.142 | 31.194 | 42.112 | 41.836 | 123.0 | 10:36.403 | 5 | 1:57.637 | 31.778 | 42.895 | 42.964 | 120.4 | 10:24.507 | |
| 9 | Elliott KASSIGIAN FRA | | | | | | | 24 | Jayant CHOTE NED | | | | | |
| | CUNA DE CAMPEONES MIR RACING | | | | | | | | CUNA DE CAMPEONES MIR RACING | | | | | |
| 1 | 3:13.993 | 1:35.544 | 49.400 | 49.049 | 73.0 | 3:13.993 | 1 | 2:55.460 | 1:22.475 | 47.268 | 45.717 | 80.7 | 2:55.460 | |
| 2 | 2:09.754 | 35.629 | 47.127 | 46.998 | 109.1 | 5:23.747 | 2 | 2:02.916 | 34.210 | 44.318 | 44.388 | 115.2 | 4:58.376 | |
| 3 | 2:08.588 | 34.873 | 47.613 | 46.102 | 110.1 | 7:32.335 | 3 | 2:01.686 | 33.843 | 43.765 | 44.078 | 116.4 | 7:00.062 | |
| 4 | 2:06.623 | 34.513 | 46.094 | 46.016 | 111.8 | 9:38.958 | 4 | 2:02.349 | 33.325 | 44.370 | 44.654 | 115.7 | 9:02.411 | |
| 5 | 2:05.328 | 34.340 | 45.421 | 45.567 | 113.0 | 11:44.286 | 5 | 2:00.392 | 33.463 | 43.271 | 43.658 | 117.6 | 11:02.803 | |
| 11 | David GONZALEZ PEREZ SPA | | | | | | | 25 | Kyle PAYNE GBR | | | | | |
| | CUNA DE CAMPEONES MIR RACING | | | | | | | | CUNA DE CAMPEONES MIR RACING | | | | | |
| 1 | 2:38.044 | 1:09.392 | 44.008 | 44.644 | 89.6 | 2:38.044 | 1 | 3:03.374 | 1:28.186 | 48.689 | 46.499 | 77.2 | 3:03.374 | |
| 2 | 1:59.042 | 32.960 | 42.825 | 43.257 | 118.9 | 4:37.086 | 2 | 2:05.961 | 35.430 | 45.939 | 44.592 | 112.4 | 5:09.335 | |
| 3 | 1:58.476 | 32.613 | 42.687 | 43.176 | 119.5 | 6:35.562 | 3 | 2:02.691 | 33.855 | 44.671 | 44.165 | 115.4 | 7:12.026 | |
| 4 | 1:57.492 | 32.361 | 42.254 | 42.877 | 120.5 | 8:33.054 | 4 | 2:01.489 | 33.323 | 44.133 | 44.033 | 116.5 | 9:13.515 | |
| 5 | 1:57.975 | 32.248 | 42.892 | 42.835 | 120.0 | 10:31.029 | | | | | | | | |
| 14 | Eduardo GUTIERREZ COBO SPA | | | | | | | 34 | Eitan Gabriel GRAS CORDON URU | | | | | |
| | QRG MOTOR RACING BEON | | | | | | | | AUSTIN RACING VHC LIQUI MOLY BEON | | | | | |
| 1 | 2:26.917 | 1:00.638 | 43.543 | 42.736 | 96.4 | 2:26.917 | 1 | 2:29.427 | 57.939 | 47.997 | 43.491 | 94.8 | 2:29.427 | |
| 2 | 1:55.903 | 31.488 | 42.141 | 42.274 | 122.2 | 4:22.820 | 2 | 1:58.064 | 32.024 | 43.367 | 42.673 | 119.9 | 4:27.491 | |
| 3 | 1:57.424 | 31.394 | 43.851 | 42.179 | 120.6 | 6:20.244 | 3 | 1:56.895 | 31.743 | 42.817 | 42.335 | 121.1 | 6:24.386 | |
| 4 | 1:54.990 | 31.012 | 42.099 | 41.879 | 123.1 | 8:15.234 | 4 | 1:59.670 | 31.311 | 45.771 | 42.588 | 118.3 | 8:24.056 | |
| 5 | 1:55.027 | 31.169 | 41.669 | 42.189 | 123.1 | 10:10.261 | 5 | 1:56.429 | 31.355 | 42.601 | 42.473 | 121.6 | 10:20.485 | |
| 15 | Martim Marco RAMOS REIS POR | | | | | | | 35 | Adrian COVARRUBIAS GARCIA SPA | | | | | |
| | CUNA DE CAMPEONES MIR RACING | | | | | | | | PM MOTORSPORT MIR RACING | | | | | |
| 1 | 3:06.792 | 1:27.282 | 50.435 | 49.075 | 75.8 | 3:06.792 | 1 | 2:33.211 | 1:04.155 | 44.573 | 44.483 | 92.4 | 2:33.211 | |
| 2 | 2:13.140 | 36.928 | 48.575 | 47.637 | 106.3 | 5:19.932 | 2 | 2:00.846 | 33.740 | 43.317 | 43.789 | 117.2 | 4:34.057 | |
| 3 | 2:09.382 | 35.827 | 46.919 | 46.636 | 109.4 | 7:29.314 | 3 | 2:02.126 | 33.441 | 45.603 | 43.082 | 115.9 | 6:36.183 | |
| 4 | 2:06.402 | 34.629 | 45.881 | 45.892 | 112.0 | 9:35.716 | 4 | 1:58.224 | 32.669 | 42.560 | 42.995 | 119.8 | 8:34.407 | |
| 5 | 2:04.593 | 34.261 | 45.085 | 45.247 | 113.6 | 11:40.309 | 5 | 1:57.870 | 32.823 | 42.341 | 42.706 | 120.1 | 10:32.277 | |
| 16 | Alvaro FUERTES JUAN SPA | | | | | | | 37 | Montague James AMER GBR | | | | | |
| | FUERTES TEAM BEON | | | | | | | | AUSTIN RACING VHC LIQUI MOLY | | | | | |
| 1 | 2:08.274 | 42.584 | 42.958 | 42.732 | 110.4 | 2:08.274 | 1 | 2:46.775 | 1:15.121 | 45.795 | 45.859 | 84.9 | 2:46.775 | |
| 2 | 1:55.088 | 31.070 | 42.005 | 42.013 | 123.0 | 4:03.362 | 2 | 2:03.273 | 34.433 | 44.586 | 44.254 | 114.9 | 4:50.048 | |
| 3 | 1:54.472 | 31.035 | 41.804 | 41.633 | 123.7 | 5:57.834 | 3 | 2:01.650 | 33.245 | 44.107 | 44.298 | 116.4 | 6:51.698 | |
| 4 | 1:55.269 | 31.112 | 41.751 | 42.406 | 122.8 | 7:53.103 | 4 | 2:01.508 | 33.353 | 43.857 | 44.298 | 116.5 | 8:53.206 | |
| | | | | | | | 5 | 2:00.836 | 33.071 | 43.955 | 43.810 | 117.2 | 10:54.042 | |
| 18 | Pablo OLIVARES RODRIGUEZ SPA | | | | | | | 41 | Yvonne CERPA CUELLAR SPA | | | | | |
| | GM FUEL-VRC TEAM MIR RACING | | | | | | | | IGAXTEAM BEON | | | | | |
| 1 | 3:10.498 | 1:42.700 | 44.534 | 43.264 | 74.3 | 3:10.498 | 1 | 5:27.199 | B 1:25.962 | 48.014 | 3:13.223 | 43.3 | 5:27.199 | |
| 2 | 1:55.550 | 31.756 | 41.875 | 41.919 | 122.5 | 5:06.048 | 2 | 2:08.748 | 41.821 | 43.427 | 43.500 | 110.0 | 7:35.947 | |
| 3 | 1:55.329 | 31.754 | 42.206 | 41.369 | 122.8 | 7:01.377 | 3 | 1:57.413 | 31.886 | 42.901 | 42.626 | 120.6 | 9:33.360 | |
| 4 | 1:55.101 | 31.671 | 41.663 | 41.767 | 123.0 | 8:56.478 | 4 | 1:56.164 | 31.282 | 42.762 | 42.120 | 121.9 | 11:29.524 | |
| 5 | 1:54.584 | 31.095 | 42.197 | 41.292 | 123.6 | 10:51.062 | | | | | | | | |



CIRCUITO DE NAVARRA 3.933 m.


Premoto3/Promo3

ESBK
WARM UP

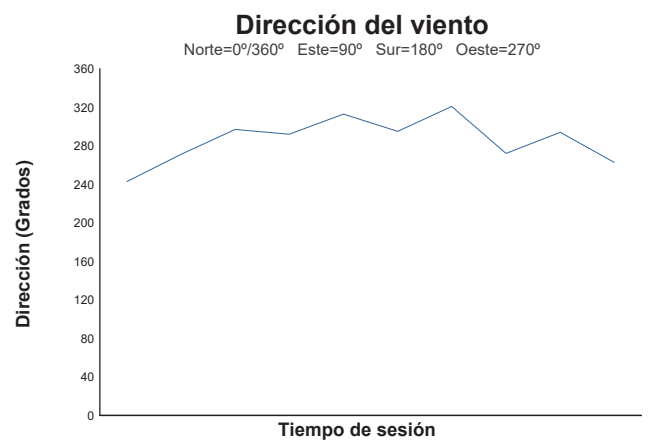
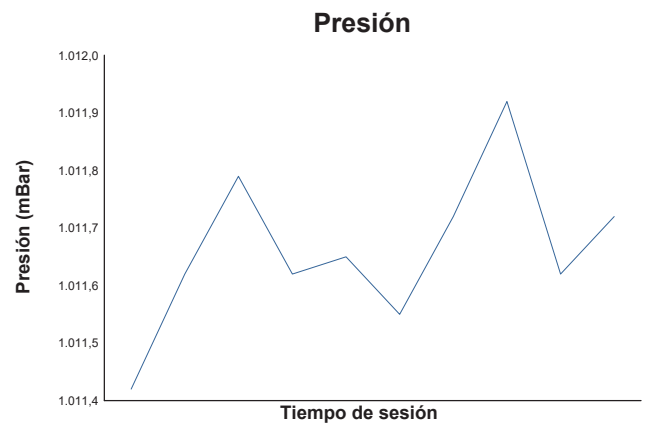
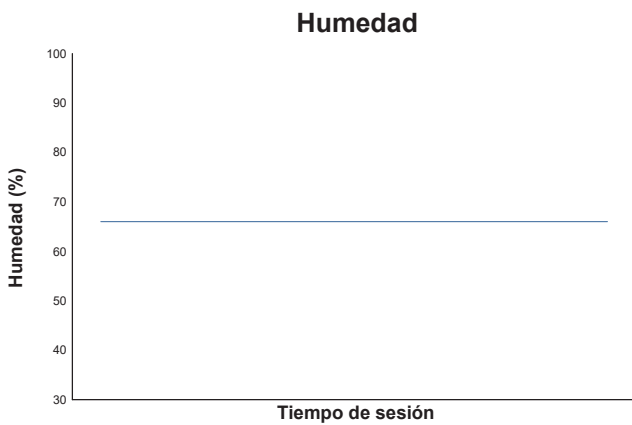
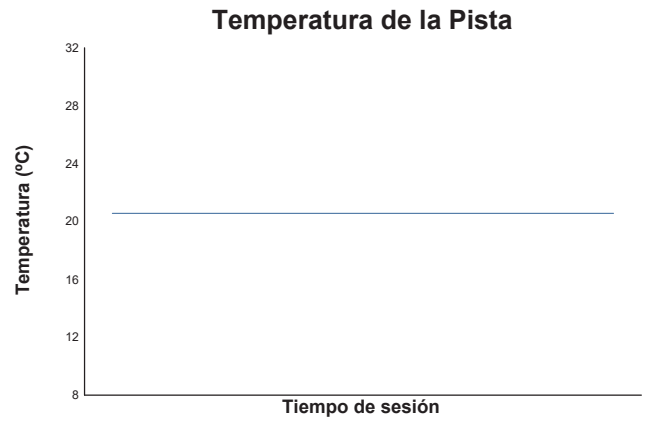
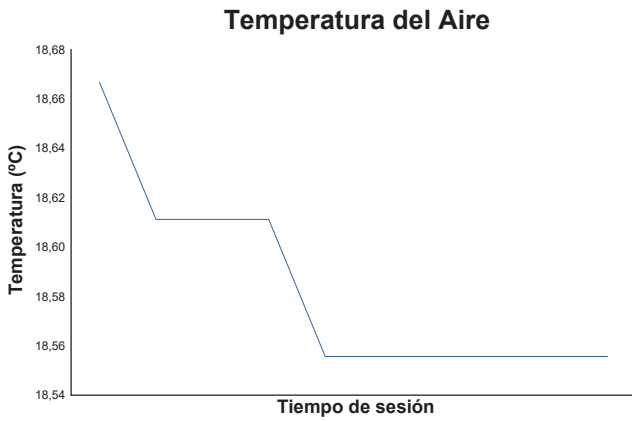
Vuelta a vuelta

— Vuelta invalidada ■ Mejor Personal ■ Mejor de la sesión B Cruzando por el pit lane

| Vlt. | Tiempo | Sector 1 | Sector 2 | Sector 3 | Km/h | T. Sesión | Vlt. | Tiempo | Sector 1 | Sector 2 | Sector 3 | Km/h | T. Sesión | |
|-----------|---|---------------|---------------|---------------|-------|-----------|------|--------|----------|----------|----------|------|-----------|--|
| 44 | Mark PEREZ FERRANDO SPA CUNA DE CAMPEONES MIR RACING | | | | | | | | | | | | | |
| 1 | 4:06.401 | 2:28.934 | 49.819 | 47.648 | 57.5 | 4:06.401 | | | | | | | | |
| 2 | 2:07.192 | 35.740 | 46.310 | 45.142 | 111.3 | 6:13.593 | | | | | | | | |
| 3 | 2:01.864 | 33.505 | 44.069 | 44.290 | 116.2 | 8:15.457 | | | | | | | | |
| 4 | 2:00.435 | 33.124 | 43.714 | 43.597 | 117.6 | 10:15.892 | | | | | | | | |
| 49 | Xavier MARTINEZ SOSA SPA CUNA DE CAMPEONES MIR RACING | | | | | | | | | | | | | |
| 1 | 2:42.103 | 1:13.574 | 44.706 | 43.823 | 87.3 | 2:42.103 | | | | | | | | |
| 2 | 2:01.995 | 33.036 | 45.496 | 43.463 | 116.1 | 4:44.098 | | | | | | | | |
| 3 | 2:00.384 | 32.914 | 44.227 | 43.243 | 117.6 | 6:44.482 | | | | | | | | |
| 4 | 1:59.012 | 32.774 | 43.154 | 43.084 | 119.0 | 8:43.494 | | | | | | | | |
| 5 | 1:57.988 | 32.365 | 42.733 | 42.890 | 120.0 | 10:41.482 | | | | | | | | |
| 54 | Jesus RIOS MALDONADO SPA MRE TALENT CORSE | | | | | | | | | | | | | |
| 1 | 3:12.295 | 1:35.661 | 48.105 | 48.529 | 73.6 | 3:12.295 | | | | | | | | |
| 2 | 2:14.194 | 35.988 | 47.341 | 50.865 | 105.5 | 5:26.489 | | | | | | | | |
| 3 | 2:02.813 | 33.611 | 44.380 | 44.822 | 115.3 | 7:29.302 | | | | | | | | |
| 4 | 2:00.958 | 33.387 | 43.535 | 44.036 | 117.1 | 9:30.260 | | | | | | | | |
| 5 | 2:00.641 | 33.007 | 43.490 | 44.144 | 117.4 | 11:30.901 | | | | | | | | |
| 57 | Ruben ROMERO ARIAS SPA ILUSION TEAM BEON | | | | | | | | | | | | | |
| 1 | 2:45.016 | 1:15.801 | 45.002 | 44.213 | 85.8 | 2:45.016 | | | | | | | | |
| 2 | 1:59.196 | 32.785 | 43.117 | 43.294 | 118.8 | 4:44.212 | | | | | | | | |
| 3 | 1:58.401 | 32.633 | 42.931 | 42.837 | 119.6 | 6:42.613 | | | | | | | | |
| 4 | 1:58.862 | 32.836 | 43.341 | 42.685 | 119.1 | 8:41.475 | | | | | | | | |
| 5 | 1:56.995 | 31.519 | 42.631 | 42.845 | 121.0 | 10:38.470 | | | | | | | | |
| 58 | Jose Luis ARMARIO ROMERO SPA GM FUEL-VRC TEAM MIR RACING | | | | | | | | | | | | | |
| 1 | 3:10.998 | 1:41.435 | 44.602 | 44.961 | 74.1 | 3:10.998 | | | | | | | | |
| 2 | 1:55.320 | 31.965 | 41.576 | 41.779 | 122.8 | 5:06.318 | | | | | | | | |
| 3 | 1:54.732 | 31.685 | 41.516 | 41.531 | 123.4 | 7:01.050 | | | | | | | | |
| 4 | 1:55.983 | 32.497 | 41.860 | 41.626 | 122.1 | 8:57.033 | | | | | | | | |
| 5 | 1:53.105 | 30.713 | 41.074 | 41.318 | 125.2 | 10:50.138 | | | | | | | | |
| 94 | Marc AGUILAR GOMEZ SPA BEON | | | | | | | | | | | | | |
| 1 | 2:27.224 | 56.556 | 46.945 | 43.723 | 96.2 | 2:27.224 | | | | | | | | |
| 2 | 1:55.934 | 31.392 | 42.341 | 42.201 | 122.1 | 4:23.158 | | | | | | | | |
| 3 | 1:56.175 | 31.239 | 42.653 | 42.283 | 121.9 | 6:19.333 | | | | | | | | |
| 4 | 1:56.208 | 31.379 | 42.858 | 41.971 | 121.8 | 8:15.541 | | | | | | | | |
| 5 | 1:54.752 | 31.138 | 41.618 | 41.996 | 123.4 | 10:10.293 | | | | | | | | |
| 98 | Mika SIEBDRATH GER CUNA DE CAMPEONES MIR RACING | | | | | | | | | | | | | |
| 1 | 2:50.185 | 1:15.611 | 47.948 | 46.626 | 83.2 | 2:50.185 | | | | | | | | |
| 2 | 2:05.253 | 33.940 | 45.984 | 45.329 | 113.0 | 4:55.438 | | | | | | | | |
| 3 | 2:03.553 | 33.670 | 45.050 | 44.833 | 114.6 | 6:58.991 | | | | | | | | |
| 4 | 2:03.466 | 33.448 | 45.058 | 44.960 | 114.7 | 9:02.457 | | | | | | | | |
| 5 | 2:02.462 | 33.320 | 44.840 | 44.302 | 115.6 | 11:04.919 | | | | | | | | |



ESBK
Premoto3/Promo3
WARM UP
Informe meteorológico



Estado de pista: **SECO**